

Parts Catalogue

Engine No.S4Q2-61SD :010194-UP
S4Q2-Y162SD:016425-028183
S4Q2-Y262SD:028184-UP
S4Q2-Z261SD:049757-UP

MITSUBISHI DIESEL ENGINE

S4Q2-61SD

S4Q2-Y162SD

S4Q2-Y262SD

S4Q2-Z261SD

for SDMO

32A2303200

November 2006

MITSUBISHI GENUINE PARTS

“MITSUBISHI GENUINE PARTS” should be used exclusively for servicing your Mitsubishi engine.

“MITSUBISHI GENUINE PARTS” are superior and reliable because they have been produced under the excellent quality-control system, and have passed the strict inspections.

Imitation parts are not reliable from the viewpoints of their material and manufacturing method which are entirely incomparable with those of genuine parts.

A large assortment of “MITSUBISHI GENUINE PARTS” is always available at any of our authorized dealers, so do your ordering at your nearest dealer by specifying “MITSUBISHI GENUINE PARTS”.

GUIDE FOR USE OF PARTS CATALOGUE

1. This Parts Catalogue contains service parts for the following Mitsubishi S4Q2 diesel engine. The applicable engine type and serial number are as follows:

ENGINE NAME	MODEL	USE • SPECIFICATION	APPLICABLE SERIAL NO.
S4Q2	61SD	For Generator	010194-UP
	Y162SD		016425-028183
	Y262SD		028184-UP
	Z261SD		049757-UP

2. When ordering parts, give the Mitsubishi dealer or distributor the following information:

- (1) Part number (or assembly number) and part name.
- (2) Quantity required
- (3) Model and serial number

NOTE: In some cases, a substitute part is furnished instead of the part ordered.

3. Indication of assembled bolts with washer

Of the standard bolts, those with washers are identified by the symbol "B/W" in the Description column of each list. (Part Name: BOLT, W/WASHER)

For the part numbers of the bolts, washers and those of bolts with washers, refer to the listing (beginning with the page D1) at the end of this parts catalogue. These bolts and washers should be ordered individually.

4. Indication of combination for replaceability -"G"-

The new part to be used in combination with the other part in place of an old part is indented by the symbol "G" in the interchangeability code column of each list.

For the parts to be combined, refer to the listing (beginning with E 1) at the end of this parts catalogue.

5. For the numerical index, refer to the page beginning with C1 at the end of this parts catalogue.

6. Some illustration may have some difference from the shape of real part when the illustration Shows a representation of various parts.

7. The parts and part numbers are subject to change without prior notice.

SAMPLE OF PARTS CATALOGUE

Group number
Group name

01-01 CRANKCASE

Model type
When these column is blank, it is applicable from serial No. shown on cover and up.

Not applicable to the model of this column.

REF. -NO.	PART NO.	R P	S E N G	C Q	PART NAME & DESCRIPTION	MODEL&QTY				APPLICABLE SERIAL NO.		M R D
						61 SD	Y16 2S	Y26 2S	Z26 1S	FROM@	-@UPT	
1	32507-70010				CRANKCASE ASSY	1	1	1	1			
1 01	F2846-14000				PIN,DOWEL	1	1	1	1			A
1 02	32507-01400				WASHER	1	1	1	1			A
1 03	*				CAP,MAIN BEARING	6	6	6	6			
1 04	*				CAP,MAIN BEARING	1	1	1	1			
1 05	*				CRANKCASE	1	1	1	1			
2	32507-02500		C		HANGER	1		1				
	32507-02700	N	1		HANGER	1	1	1	1	011286-	-011285	V
3	32507-04100		Q		SHIM	1		1			@011294	
	32507-04100		1		SHIM	1	1	1	1	011295@		
4	F1805-10025				BOLT,W/WASHER	8	8	8	8			A

See(8)-(a)Description Codes.

See(8)-(c)Specification codes.

See(8)-(b)Description

See(6)Change codes.

See(5)Sequence-of-change numbers.

See(2)Reference number.

See(4)Interchangeability codes.

Part not to be Supplied. See(3).

Quantity per unit.

Applicable from serial No. indicated.

Applicable from 011295 (Scheduled)if suffixed with @ and sometimes differs from real serial No.

Applicable up to serial No. indicated.

High-demand part. See(11).

Part newly changed or added. See (12).

Applicable up 011294 (Scheduled)if prefixed with @ and sometimes differs from real serial No.

NOTE : Some of model designations, number of variations and serial numbers, indicated above, are quoted from other parts catalogues. Read these items of information as those for this parts catalogue.

NOTE: For the description of each item, refer to the pages which follow.

HOW TO USE THIS PARTS CATALOGUE
(to be referred to together with the former SAMPLE OF PARTS CATALOGUE)

(1)
01 CYLINDER HEAD

REF. -NO.	PART NO.	R / P	S E O	C N G	PART NAME & DESCRIPTION	MODEL & QTY					APPLICABLE SERIAL NO.		M / R	V R D	
						61S D	Y16 2SD	Y26 2SD	Z26 1SD			FROM@-			-@UPTO
1	32C01-11040				C HEAD ASSY, CYLINDER	1	.	.	.						
	32C01-11041	R 1			C HEAD ASSY, CYLINDER	1	.	.	.						
	32C01-11042	R 2			C HEAD ASSY, CYLINDER	1	.	.	.						
	32C01-11043	R 3			C HEAD ASSY, CYLINDER	1	.	.	.						
	32C01-11044	R 4			HEAD ASSY, CYLINDER	1	.	.	.					V	

The items (1) thru (12) are as described below:

(1) Compiling system

The systems of a unit are grouped according to their location in the unit. The groups, each identified by group number, are listed in the order by CONTENTS. Each group is preceded by an "exploded view" which clearly illustrates each part in its correct relation to the other parts in the illustration.

(2) Reference number

Abbreviated to "REF. No.," this number is used to locate a part in the illustration. In cases that the reference number is of three to four figures, the digits and second digits show the reference number of an assembly, and the last two digits show the numbers of its component parts.

(3) Part numbers

The part numbers shown in this parts catalogue are those assigned to genuine Mitsubishi parts.

NOTE: Parts with asterisk (*) are not supplied individually.

(4) Interchangeability codes

The interchangeability codes used in this parts catalogue are as follows:

PART NO.	Code (R/P)	DESCRIPTION
A (Old) B (New)	R	A (new part) and A (old part) are mutually interchangeable
A (Old) B (New)	1	A (Old part) is not supplied. B (new part) can be substituted for A (Old part).
A (Old) B (New)	3	B (new part) can be substituted for A (old part). [A (old part) cannot be substituted for B (new part).]
A (Old) B (New)	N	B (new part) and A (old part) are not interchangeable.
A (Old) B (New)	G	B (new part) can be substituted for A (old part) in combination with other part(s). (For the parts to be combined, refer to the listing beginning with the page E1 at the end of this parts catalogue.)

(5) Sequence-of-change numbers

The parts are changed for improved quality or performance. Their changes are indicated in sequence by numerals (1. 2. 3...).

Blank : Original

1 : 1st change

2 : 2nd change

3 : 3rd change

(6) Change codes

These codes indicate the reason or purpose of changes of the parts.

A : Added part (a part entered into service)

C : Change of part number

D : Deleted part (a part applicable up to the serial no. expressed in Serial No. column)

E : Added part except above reasons

Q : Change of quantity

(7) Part name

Abbreviations are sometimes used. For the abbreviations, refer to TABLE OF SYMBOLS & ABBREVIATIONS appeared in hind pages of this general information chapter.

NOTE: The location terms L.H (left hand) and R.H(right hand) are as these directions viewed from the flywheel side of an engine.

(8) Description & Abbreviation codes

(a) Description codes (expressed in the first part of Description column).

B/W: Assembled bolt (with washer)

KIT: Part supplied as a kit

STD: Standard part

OPT: Optional part

AR : Part used, as required or by selection or in adjust quantity for necessity

SFN: Semi-finished part

(b) The Description codes in above paragraph (a) are followed by supplementary explanation such as dimensions (thickness, length, etc.) ,manufacturer part number, manufacturer name, etc. as occasion demands.

NOTE: Unless otherwise indicated, the dimensions are shown in millimeter and the name of unit is abbreviated.

(Examples) Thickness: T=1.00 Length: L=1000

Width: W=1500 Height: H=500

(c) Specification codes

Each specification or type of model, and selective specifications of a unit are indicated by codes of three digits. For these codes, refer to LIST OF SPECIFICATION CODES appeared in hind pages of this general information chapter.

NOTE: Unless indicated by the specification codes, the parts may be used for the products of all specifications.

(Examples) A10: For diesel fuel
B10: With industrial electric starter

(d) The parts indicated as "NOT SHOWN", such as component parts of overhaul gasket kit, are not shown in the illustration.

(9) Model & quantity

(a) Model : Model, type, specification, destination, etc. of product to which a parts catalogue applies are indicated in the title column of each variation.

(b) Quantity :Quantity of part or assembly, and its component parts required for one unit of product is indicated.

NOTE:In case "AR" appears in QTY column, it is required to adjust quantity for use.

(10) Applicable serial numbers

Applicable serial numbers of engine are indicated in the "UPTO" or "FROM" column.

Serial numbers with "@" are scheduled ones and sometimes differ from the real serial numbers. If the "FROM " column is blank, the part is applicable to serial number shown on this cover and up.

(11) Management rank

The parts ranked as "A" are high-demand parts. This ranking is to be referred to by dealers, and is devised to facilitate and rationalize their distribution, stocking and inventory of the parts.

(12) The parts changed or added after the last parts list that has been published are identified by "V."

TABLE OF SYMBOLS & ABBREVIATIONS

SYMBOL	DESCRIPTION		SYMBOL	DESCRIPTION	
ACCEL	ACCELERATOR		ELEC	ELECTRIC	
ADJ	ADJUSTING (ADJUSTABLE)		ENG	ENGINE	
AIR-CON	AIR-CONDITIONER		EQUIP	EQUIPMENT	
ASSY	ASSEMBLY		EXH	EXHAUST	
ATT	ATTACHMENT		E/TNK	EXPANSION TANK	
AUTO	AUTOMATIC		FITT	FITTING	
AUX	AUXILIARY		FLEX	FLEXIBLE	
AR	AS REQUIRED		FR	FRONT	
B/H	BACKHOE		GSKT	GASKET	
BATT	BATTERY		GEN	GENERATOR	
BRG	BEARING		GOV	GOVERNOR	
B/PMP	BILGE PUMP		G/N	GROUP NUMBER	
BRKT	BRACKET		H/EXCH	HEAT EXCHANGER	
BUSH	BUSHING		HEX	HEXAGON	
CARB	CARBURETOR		HYD	HYDRAULIC	
C/L	CENTERLINE		H=	HEIGHT	
COMPR	COMPRESSOR		IND	INDUSTRIAL	
CON-ROD	CONNECTING-ROD		INJ	INJECTION	
C/MBR	CROSS-MEMBER		INSTAL	INSTALLATION	
CYL	CYLINDER		INST	INSTRUMENT	
DIA	DIAMETER		INTLK	INTERLOCK	
DIFF	DIFFERENTIAL		JUNC	JUNCTION	
DISTR	DISTRIBUTOR		KD	KNOCKDOWN	
DR	DRIVE		L.H	LEFT HAND	
D=	OUT DIAMETER		LUB	LUBRICATION	
			L=	LENGTH	

TABLE OF SYMBOLS & ABBREVIATIONS

SYMBOL	DESCRIPTION	SYMBOL	DESCRIPTION
MANF	MANIFOLD	STD	STANDARD
MAX	MAXIMUM	SUPT	SUPPORT
M.L.H	MAXIMUM LIFTING HEIGHT	SYM	SYMBOL
MIN	MINIMUM	SYNCH	SYNCHRONIZER
MTR	MOTOR	SYS	SYSTEM
MTG	MOUNTING	TEMP	TEMPERATURE
NO.	NUMBER	TERM	TERMINAL
OPT	OPTION	T/CONV	TORQUE-CONVERTER
O/D	OVER DRIVE	T/F	TRANSFER
O.S	OVERSIZE	T/M	TRANSMISSION
PTO	POWER TAKE-OFF	T/HSG	TURBINE-HOUSING
P/S	POWER STEERING	T/C	TURBOCHARGER
PRESS	PRESSURE	T=	THICKNESS
P/N	PART NUMBER	U/BODY	UNDERBODY
QTY	QUANTITY	U.S	UNDERSIZE
		UNIV	UNIVERSAL
RAD	RADIATOR	VAC	VACUUM
RE	REAR	VENT	VENTILATOR
REG	REGULATOR	W/STRIP	WEATHERSTRIP
REV	REVERSE	W/	WITH
R.H	RIGHT HAND	W/O	WITHOUT
REF.NO.	REFERENCE	W/W	WOODWARD
R/N	REFERENCE	W/PMP	WATER PUMP
S/PMP	SEA WATER PUMP	W=	WIDTH
SECT	SECTION	Z=	NUMBER OF GEAR TEETH
S/MBR	SIDEMEMBER		

TABLE OF SYMBOLS & ABBREVIATIONS

SYMBOL	DESCRIPTION	SYMBOL	DESCRIPTION
1ST	FIRST		
2ND	SECOND		
3RD	THIRD		
4TH	FOURTH		
5TH	FIFTH		
&	AND		
@	UNCONFIRMED		
*	PART NOT TO BE SUPPLIED		

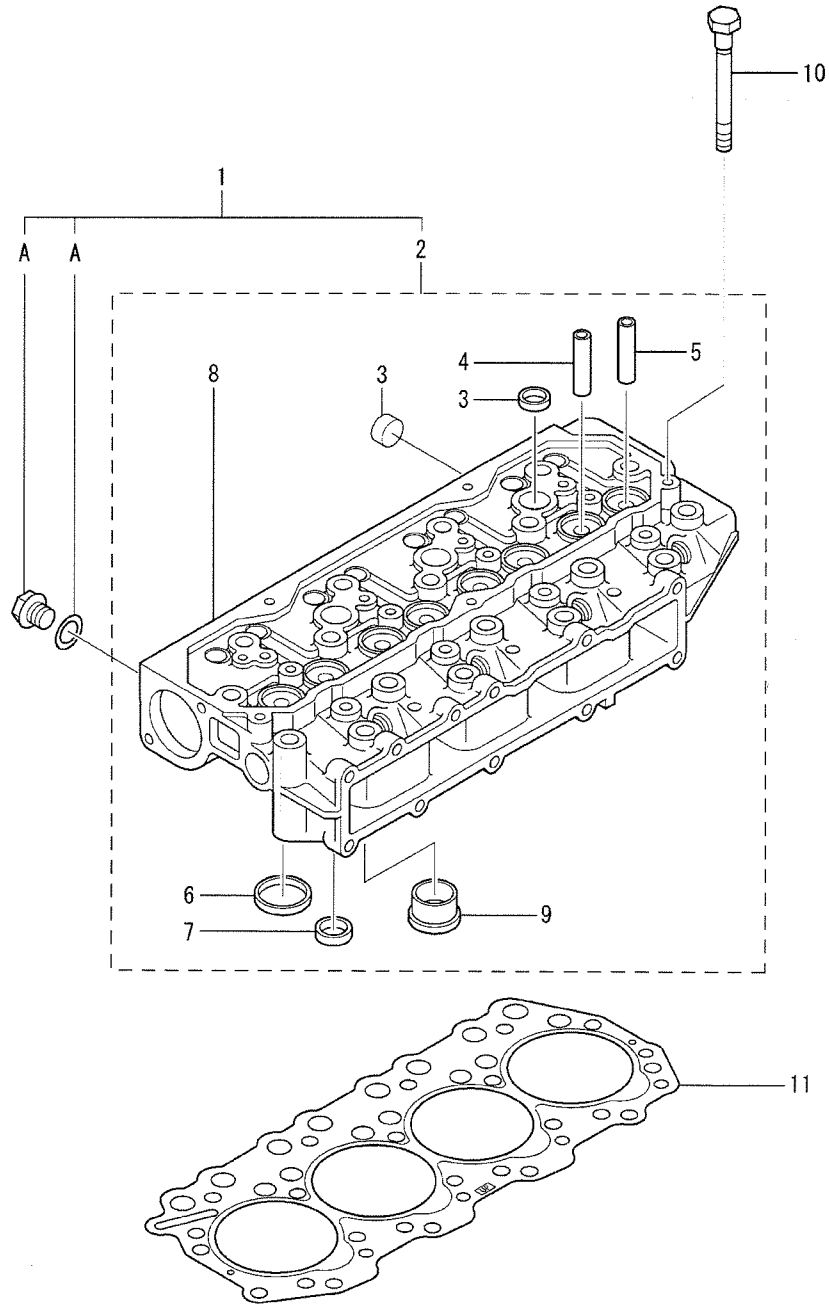
CONTENTS

GROUP NO.	GROUP NAME	PAGE
ENGINE BODY		
01	CYLINDER HEAD	2
01-02	LIFTING EYE	4
04-01-A	VALVE MECHANISM (UP TO E/#024715)	6
04-01-B	VALVE MECHANISM (FROM E/#024716@)	8
04-02	ROCKER COVER	10
05	CAMSHAFT	12
07	CRANKCASE	14
07-02	DRAIN COCK & PIPE	16
09	MAIN BEARING	18
11	TIMING GEAR CASE	20
12	FLYWHEEL HOUSING	22
13	OIL PAN	24
17	PISTON	26
19	CONNECTING ROD	28
20	CRANKSHAFT	30
20-02	CRANK PULLEY	32
21	FLYWHEEL	34
23	TIMING GEAR	36
27	TACHO DRIVE COVER	38

GROUP NO.	GROUP NAME	PAGE
INLET & EXHAUST SYSTEM		
30	INLET SYSTEM	40
32	EXHAUST SYSTEM	42
OIL SYSTEM		
35	OIL PUMP & STRAINER	44
36	OIL SYSTEM	46
39	OIL COOLER	48
40	OIL FILTER	50
43	BREATHER	52
COOLING SYSTEM		
45	WATER PUMP	54
45-02	WATER PUMP PULLEY	56
46	COOLING SYSTEM	58
47	RADIATOR	60
48	FAN	62
48-05	SPACER	64
49	V-BELT	66
FUEL SYSTEM		
61-00-01	FUEL SYSTEM	68
61-00-02	NOZZLE	70
62	FUEL FILTER	72
65-01-01	FUEL INJECTION PUMP	74
65-01-02	FUEL INJECTION PUMP GENERAL	76

GROUP NO.	GROUP NAME	PAGE
65-01-03	INJECTION PUMP	78
65-01-04	GOVERNOR (FOR 61SD)	82
65-01-05	GOVERNOR (EXCEPT 61SD)	86
65-01-06	FEED PUMP	90
STARTING SYSTEM		
66	STARTER (12V-2.0KW)	92
66-02	GLOW PLUG	94
68-00-01	ALTERNATOR	96
68-00-02	ALTERNATOR (12V-50A)	98
CONTROL SYSTEM		
87-05	CONTROL SYSTEM	100
INSTRUMENT		
90	INSTRUMENT	102
ACCESSORY		
92	ACCESSORY	104
REPAIR PARTS		
94	OVERHAUL GASKET KIT	106
NUMERICAL PARTS INDEX		C1
TABLE OF BOLT,W/WASHER		D1
TABLE OF COMBINATION FOR REPLACEABILITY		E1

01 CYLINDER HEAD

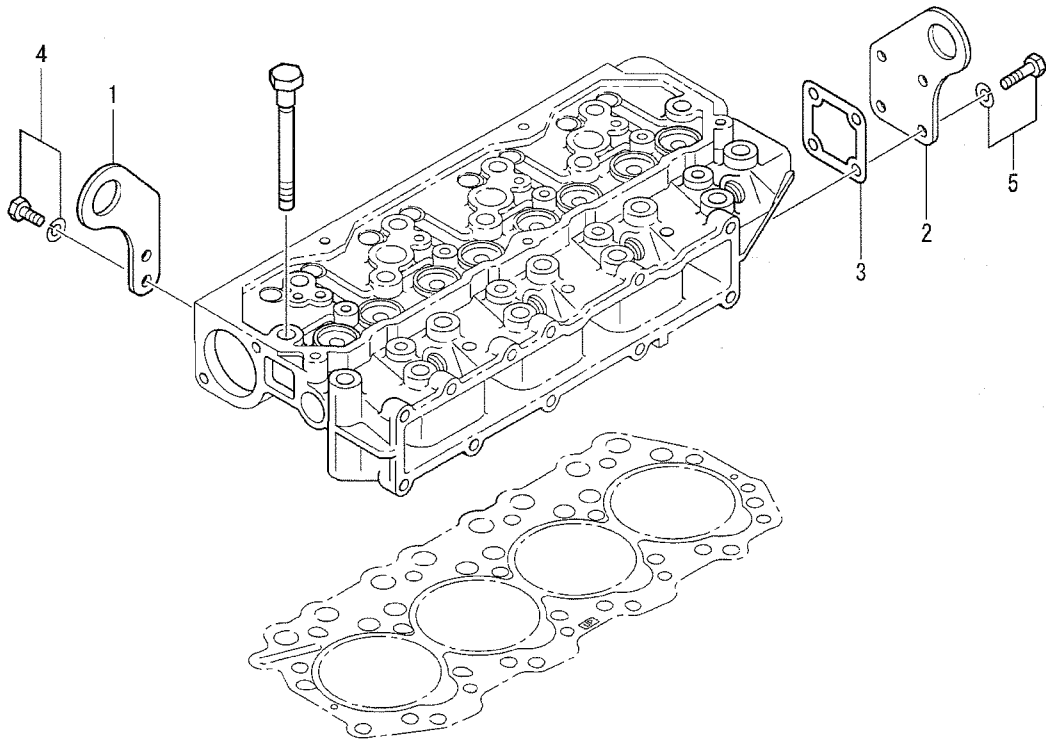


A:SEE GROUP NO. 90

REF. -NO.	PART NO.	R / P	S E N G G	PART NAME & DESCRIPTION	MODEL & QTY					APPLICABLE SERIAL NO.		M / R	V R D
					61S	Y16	Y26	Z26		FROM@-	-@UPTO		
					D	2SD	2SD	1SD					
1	32C01-11040			C HEAD ASSY, CYLINDER	1	.	.	.					
	32C01-11041	R	1	C HEAD ASSY, CYLINDER	1	.	.	.					
	32C01-11042	R	2	C HEAD ASSY, CYLINDER	1	.	.	.					
	32C01-11043	R	3	C HEAD ASSY, CYLINDER	1	.	.	.					
	32C01-11044	R	4	HEAD ASSY, CYLINDER	1	.	.	.					V
	32C01-11041			C HEAD ASSY, CYLINDER	.	1	.	.		016425-	-028183		
	32C01-11042	R	1	C HEAD ASSY, CYLINDER	.	1	.	.		016425-	-028183		
	32C01-11043	R	2	D HEAD ASSY, CYLINDER	.	1	.	.		016425-	-028183		
	32C01-11043			C HEAD ASSY, CYLINDER	.	.	1	.		028184-			
	32C01-11044	R	1	HEAD ASSY, CYLINDER	.	.	1	.		028184-			V
	32C01-11044			A HEAD ASSY, CYLINDER	.	.	.	1		049757-			V
2	*			HEAD SUB ASSY, CYL	1	1	1	1					
3	*			C CAP, SEALING	7	.	.	.					
	04826-22500	1	1	CAP, SEALING	7	.	.	.					
	04826-22500			A CAP, SEALING	.	7	.	.		016425-			
	04826-22500			A CAP, SEALING	.	.	7	.		028184-			
4	04826-22500			A CAP, SEALING	.	.	.	7		049757-			V
5	32A01-01600			GUIDE, INLET VALVE	4	4	4	4					
6	32C01-01600			GUIDE, EXHAUST VALVE	4	4	4	4					
	32C01-14100			C SEAT, INLET VALVE	4	4	4	.					
	32C01-14101	R	1	SEAT, INLET VALVE	4	4	4	.					V
	32C01-14101			A SEAT, INLET VALVE	.	.	.	4		049757-			V
7	32C01-04200			SEAT, EXHAUST VALVE	4	4	4	4					
8	*			CYLINDER HEAD	1	1	1	1					
9	32C03-01400			JET, COMBUSTION	4	4	4	4					
10	32C01-02500			BOLT, CYLINDER HEAD	18	18	18	18					
11	32C01-12100			GASKET, CYLINDER HEAD	1	1	1	1					A

01-02 LIFTING EYE

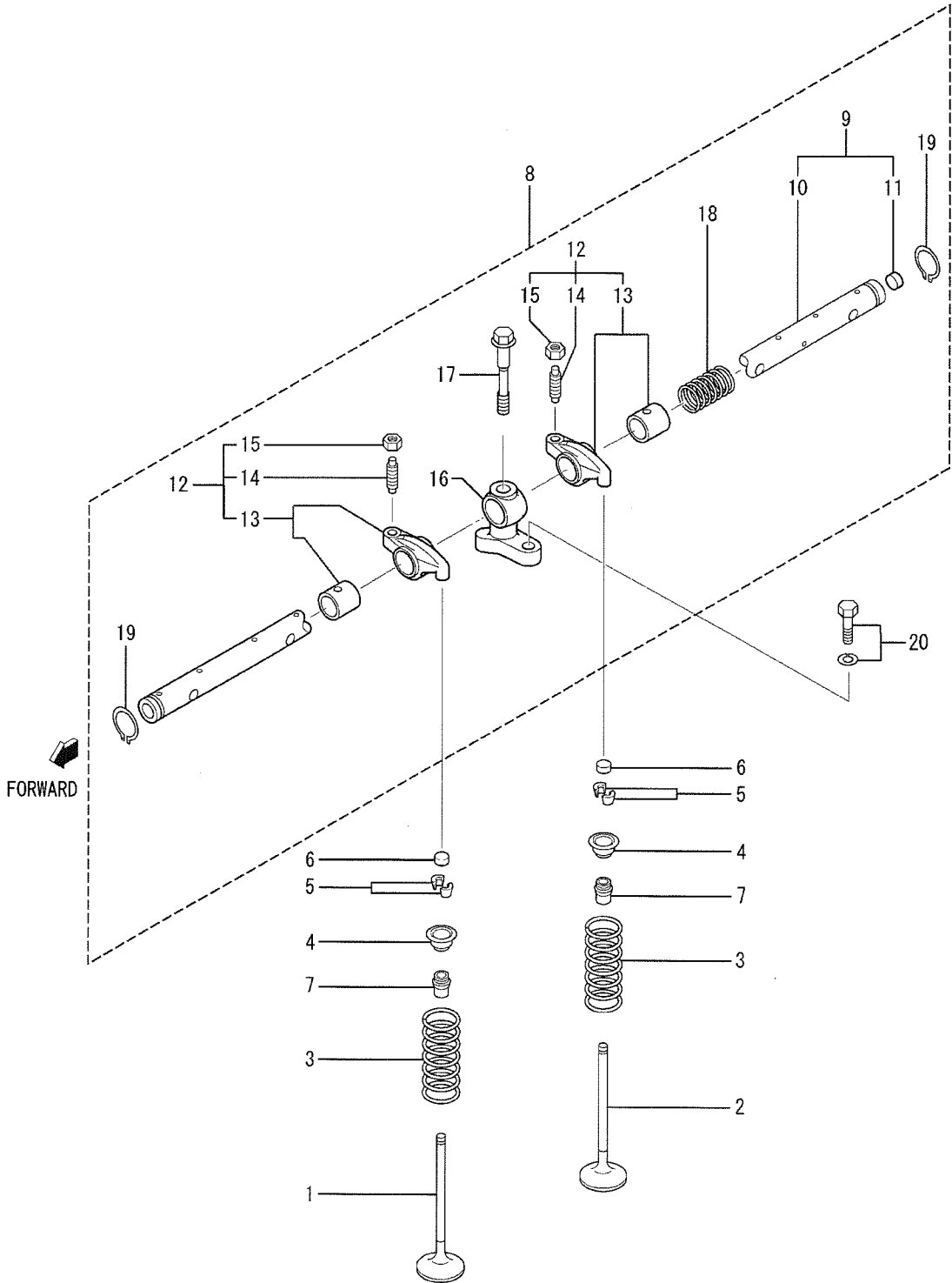
- 4-



01-02 LIFTING EYE

REF. -NO.	PART NO.	R / P	S E N G G	PART NAME & DESCRIPTION	MODEL & QTY					APPLICABLE SERIAL NO.		M / R	V R D
					61S	Y16	Y26	Z26		FROM@-	-@UPTO		
					D	2SD	2SD	1SD					
1	32C01-03300			C EYE, LIFTING FRONT	1	1	.	.		028184- 049757-			
	32C01-03301	R 1		EYE, LIFTING FRONT	1	1	.	.					
	32C01-03301			A EYE, LIFTING FRONT	.	.	1	.					
	32C01-03301			A EYE, LIFTING FRONT	.	.	.	1				V	
2	32C01-03400			EYE, LIFTING REAR	1	1	1	1					
3	32C01-03100			GASKET, CYLINDER HEAD	1	1	1	1				A	
4	MF241251			BOLT, W/WASHER	2	2	2	2				A	
5	MF241253			BOLT, W/WASHER	4	4	4	4				A	

04-01-A VALVE MECHANISM
(UP TO E/#@024715)

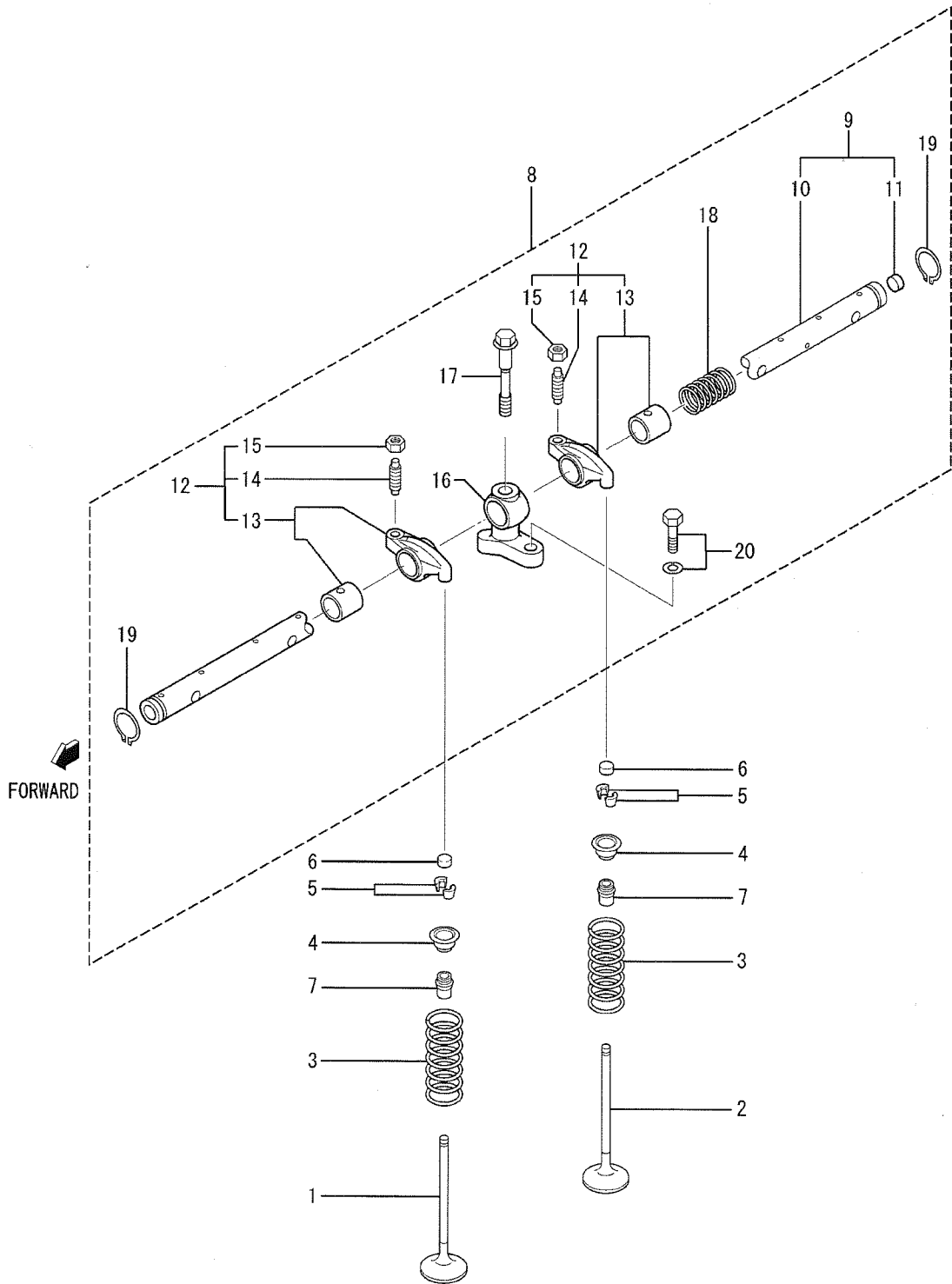


REF. NO. 5 COMES IN PAIRS.

04-01-A VALVE MECHANISM
(UP TO E/#@024715)

REF. -NO.	PART NO.	R / P	S E N G G	PART NAME & DESCRIPTION	MODEL & QTY					APPLICABLE SERIAL NO.		M / R	V R D
					61S	Y16	Y26	Z26		FROM@-	-@UPTO		
					D	2SD	2SD	1SD					
1	32C04-00100			VALVE, INLET	4	4	.	.					
2	32C04-01100			VALVE, EXHAUST	4	4	.	.					
3	30604-21401		C	SPRING, VALVE	8	8	.	.				A	
	30604-21402	R 1		SPRING, VALVE	8	8	.	.				A	
4	30604-31601			RETAINER, UPPER	8	8	.	.					
5	34404-02901			COTTER, VALVE	16	16	.	.					A
6	31304-11700			CAP	8	8	.	.					
7	32C04-06500			SEAL, VALVE STEM	8	8	.	.					
8	32C04-00022		D	ROCKER & SHAFT ASSY	1	1	.	.		@024715			
9	*			SHAFT ASSY, ROCKER	1	1	.	.					
10	*			SHAFT, ROCKER	1	1	.	.					
11	32A04-04200		D	PLUG, ROCKER SHAFT	2	2	.	.		@024715		A	
12	*			ROCKER ASSY	8	8	.	.					
13	*			ROCKER & BUSHING	8	8	.	.					
14	32A04-02400		C	SCREW, ROCKER	8	8	.	.					A
	32A04-02401	R 1		SCREW, ROCKER	8	8	.	.					A
15	F2325-08000			NUT, JAM	8	8	.	.					A
16	32C04-14602		D	BRACKET, ROCKER	4	4	.	.		@024715			
17	32C04-06100		D	BOLT, ROCKER BRACKET	4	4	.	.		@024715		A	
18	32C04-04500		D	SPRING, ROCKER	3	3	.	.		@024715		A	
19	32A04-04300		D	RING, SNAP	2	2	.	.		@024715		A	
20	MF241255			BOLT, W/WASHER	4	4	.	.					A

04-01-B VALVE MECHANISM
(FROM E/#024716@)

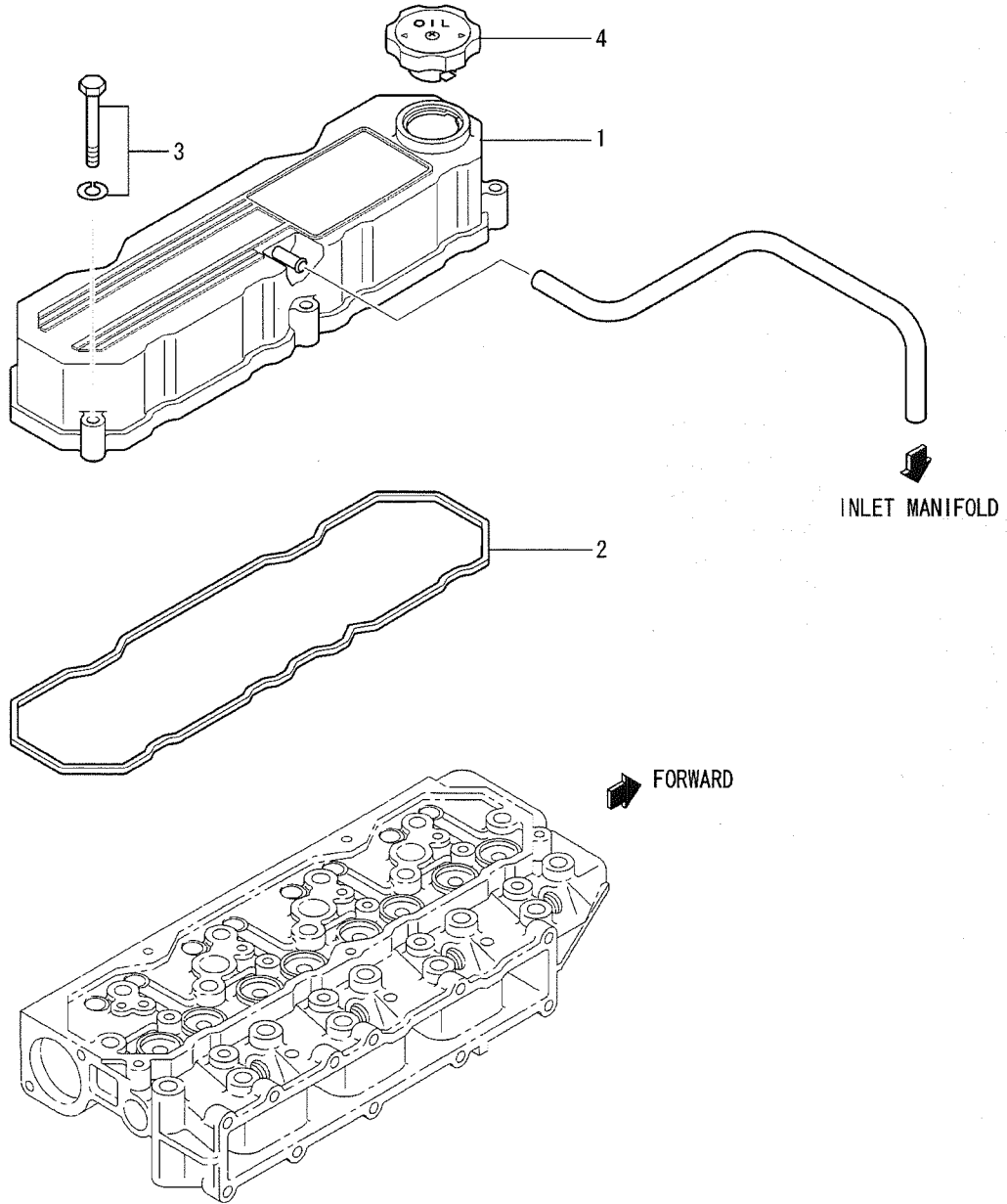


REF. NO. 5 COMES IN PAIRS.

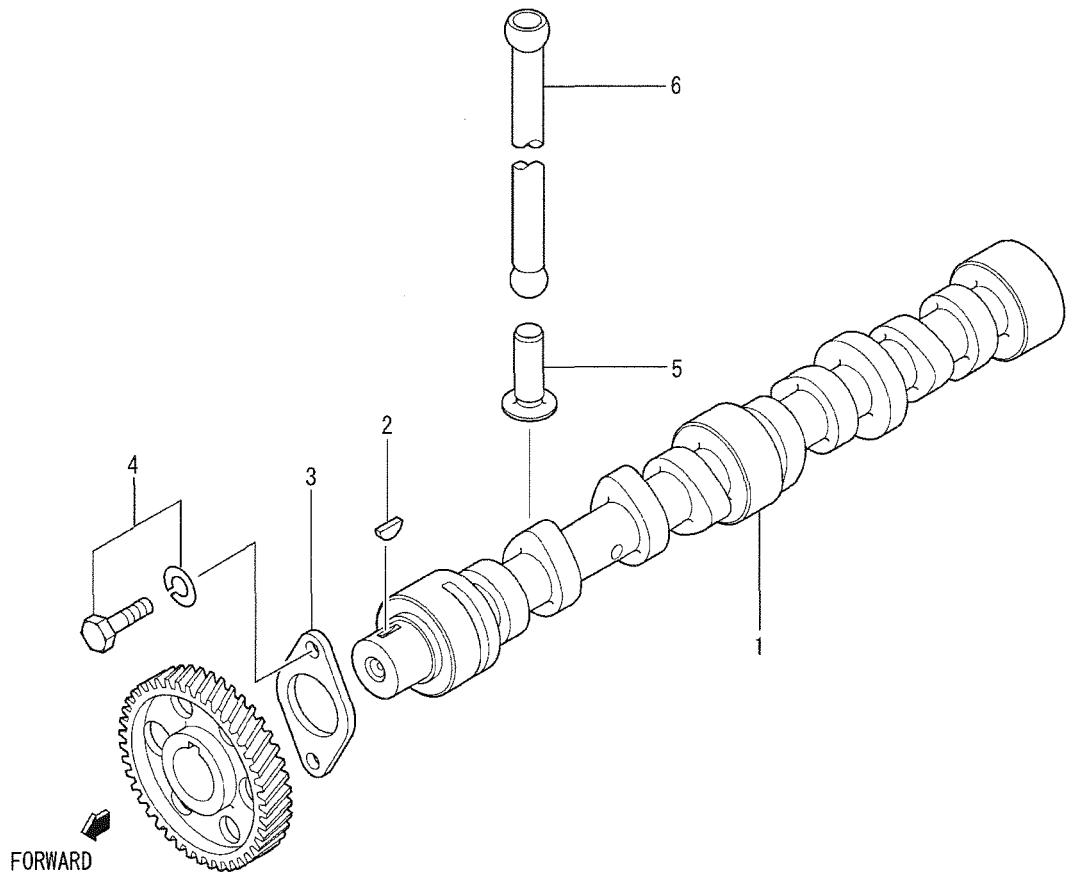
04-01-B VALVE MECHANISM
(FROM E/#024716@)

REF. -NO.	PART NO.	R / P	S E N / Q G	PART NAME & DESCRIPTION	MODEL & QTY					APPLICABLE SERIAL NO.		M / R	V R D
					61S	Y16	Y26	Z26		FROM@-	-@UPTO		
					D	2SD	2SD	1SD					
1	32C04-00100			C VALVE, INLET	4	4	-	-			@027896		
	32C04-10100	3	1	VALVE, INLET	4	4	-	-					
	32C04-10100			A VALVE, INLET	-	-	4	-		028184-			
	32C04-10100			A VALVE, INLET	-	-	-	4		049757-			V
2	32C04-01100			C VALVE, EXHAUST	4	4	-	-			@027896		
	32C04-11100	3	1	VALVE, EXHAUST	4	4	-	-					
	32C04-11100			A VALVE, EXHAUST	-	-	4	-		028184-			
	32C04-11100			A VALVE, EXHAUST	-	-	-	4		049757-			V
3	30604-21401			C SPRING, VALVE	8	8	-	-					A
	30604-21402	R	1	SPRING, VALVE	8	8	-	-					A
	30604-21402			A SPRING, VALVE	-	-	8	-		028184-			A
4	30604-21402			A SPRING, VALVE	-	-	-	8		049757-			A
5	30604-31601			RETAINER, UPPER	8	8	8	8					V
6	34404-02901			COTTER, VALVE	16	16	16	16					A
7	31304-11700			CAP	8	8	8	8					
8	32C04-06500			C SEAL, VALVE STEM	8	8	-	-			@027150		
	32C04-16500	3	1	SEAL, VALVE STEM	8	8	-	-					
	32C04-16500			A SEAL, VALVE STEM	-	-	8	-		028184-			
	32C04-16500			A SEAL, VALVE STEM	-	-	-	8		049757-			V
	*			ROCKER & SHAFT ASSY	1	1	1	1					
9	32C04-21010			A SHAFT ASSY, ROCKER	1	1	-	-		024716@			
	32C04-21010			A SHAFT ASSY, ROCKER	-	-	1	-		028184-			
	32C04-21010			A SHAFT ASSY, ROCKER	-	-	-	1		049757-			V
10	*			SHAFT, ROCKER	1	1	1	1					
11	04826-21200			A CAP, SEALING	2	2	-	-		024716@			A
	04826-21200			A CAP, SEALING	-	-	2	-		028184-			A
	04826-21200			A CAP, SEALING	-	-	-	2		049757-			A
12	32C04-22010			A ROCKER ASSY	8	8	-	-		024716@			
	32C04-22010			A ROCKER ASSY	-	-	8	-		028184-			
	32C04-22010			A ROCKER ASSY	-	-	-	8		049757-			V
13	*			ROCKER & BUSHING	8	8	8	8					
14	32A04-02400			C SCREW, ROCKER	8	8	-	-					A
	32A04-02401	R	1	SCREW, ROCKER	8	8	-	-					A
	32A04-02401			A SCREW, ROCKER	-	-	8	-		028184-			A
	32A04-02401			A SCREW, ROCKER	-	-	-	8		049757-			A
15	F2325-08000			NUT, JAM	8	8	8	8					A
16	32C04-34600			A BRACKET, ROCKER	4	4	-	-		024716@			
	32C04-34600			A BRACKET, ROCKER	-	-	4	-		028184-			
	32C04-34600			A BRACKET, ROCKER	-	-	-	4		049757-			V
17	32C04-06101			A BOLT, ROCKER BRACKET	4	4	-	-		024716@			A
	32C04-06101			A BOLT, ROCKER BRACKET	-	-	4	-		028184-			A
	32C04-06101			A BOLT, ROCKER BRACKET	-	-	-	4		049757-			A
18	32C04-04501			A SPRING, ROCKER	3	3	-	-		024716@			A
	32C04-04501			A SPRING, ROCKER	-	-	3	-		028184-			A
	32C04-04501			A SPRING, ROCKER	-	-	-	3		049757-			A
19	MF522010			A RING, SNAP	2	2	-	-		024716@			A
	MF522010			A RING, SNAP	-	-	2	-		028184-			A
	MF522010			A RING, SNAP	-	-	-	2		049757-			A
20	MF241255			BOLT, W/WASHER	4	4	4	4					A

04-02 ROCKER COVER

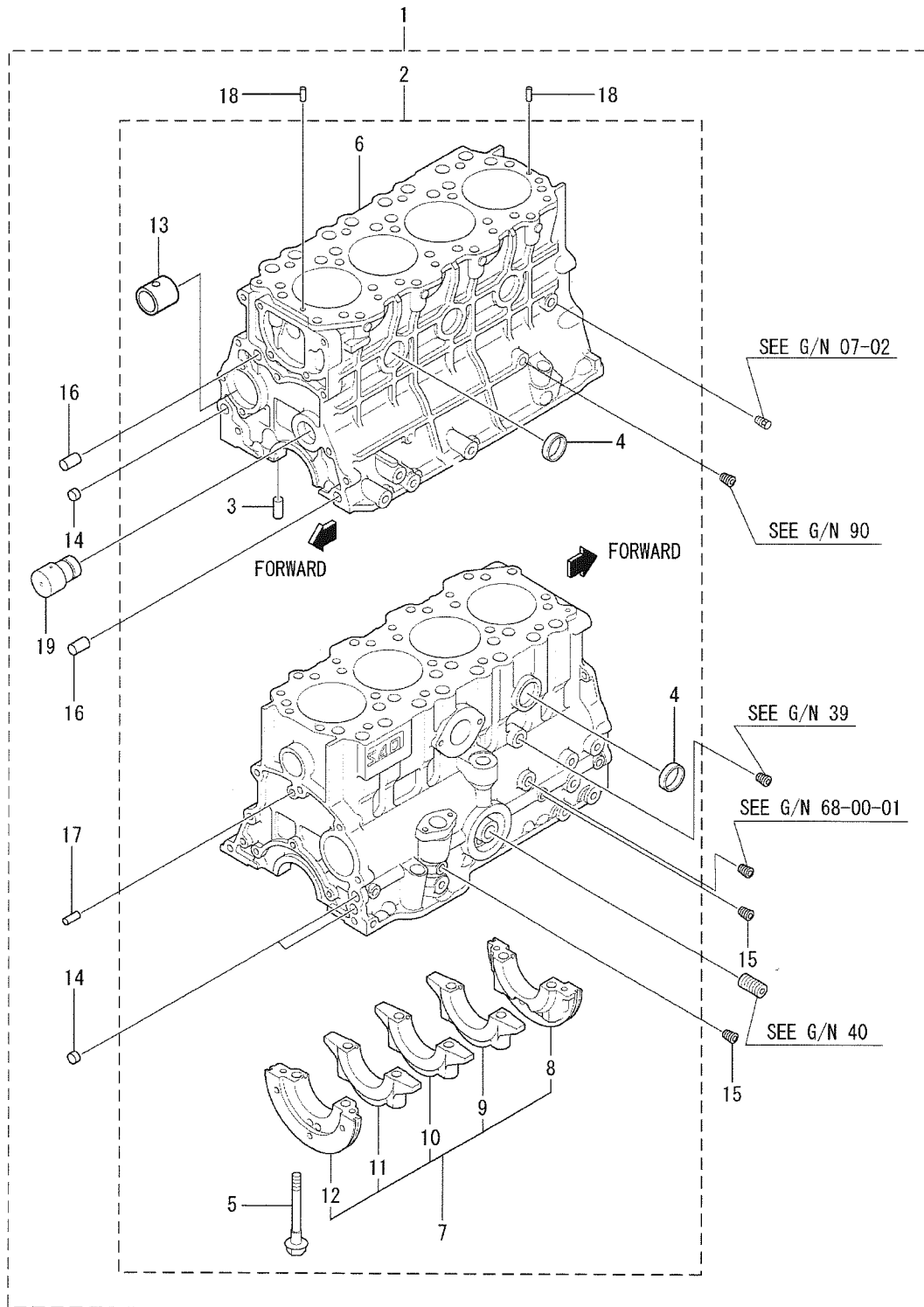


REF. -NO.	PART NO.	R / P	S EN G	PART NAME & DESCRIPTION	MODEL & QTY				APPLICABLE SERIAL NO.		M / R	V R D	
					61S D	Y16 2SD	Y26 2SD	Z26 1SD	FROM@-	-@UPTO			
1	32C04-15010	R	1	C COVER ASSY, ROCKER	1	1	-	-	028184- 049757-				
	32C04-15011			C COVER ASSY, ROCKER	1	1	-	-					
	32C04-15011			A COVER ASSY, ROCKER	-	-	1	-					
	32C04-15011			A COVER ASSY, ROCKER	-	-	-	1					
2	32C04-15500			GASKET, ROCKER COVER	1	1	1	1				A	V
3	MF241261	R	1	C BOLT, W/WASHER	5	5	5	-	049757-			A	V
	MF241262			BOLT, W/WASHER	5	5	5	-					
	MF241262			A BOLT, W/WASHER	-	-	-	5					
4	MD008784			CAP, OIL FILLER	1	1	1	1				A	V

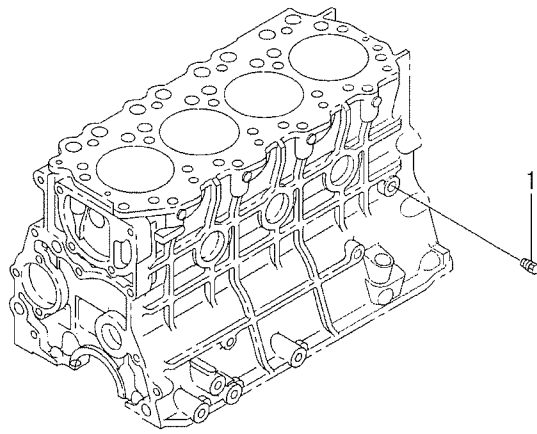


REF. -NO.	PART NO.	R / EN P QG	SC PART NAME & DESCRIPTION	MODEL & QTY					APPLICABLE SERIAL NO.		M / R D	V R D
				61S	Y16	Y26	Z26		FROM@-	-@UPTO		
				D	2SD	2SD	1SD					
1	32C05-10100	R 1	C CAMSHAFT	1	1	.	.		028184- 049757-		V	
	32C05-10101		CAMSHAFT	1	1	.	.					
	32C05-10101		A CAMSHAFT	.	.	1	.					
	32C05-10101		A CAMSHAFT	.	.	.	1					
2	F2870-07022		KEY, WOODRUFF	1	1	1	1					
3	30405-31402	R 1	C PLATE, THRUST	1	1	.	.		028184- 049757-		V	
	30405-31403		PLATE, THRUST	1	1	.	.					
	30405-31403		A PLATE, THRUST	.	.	1	.					
	30405-31403		A PLATE, THRUST	.	.	.	1					
4	MF240051		BOLT, W/WASHER	2	2	2	2			A		
5	32A05-02101		TAPPET	8	8	8	8					
6	32A05-13100		ROD, PUSH	8	8	8	8					

07 CRANKCASE

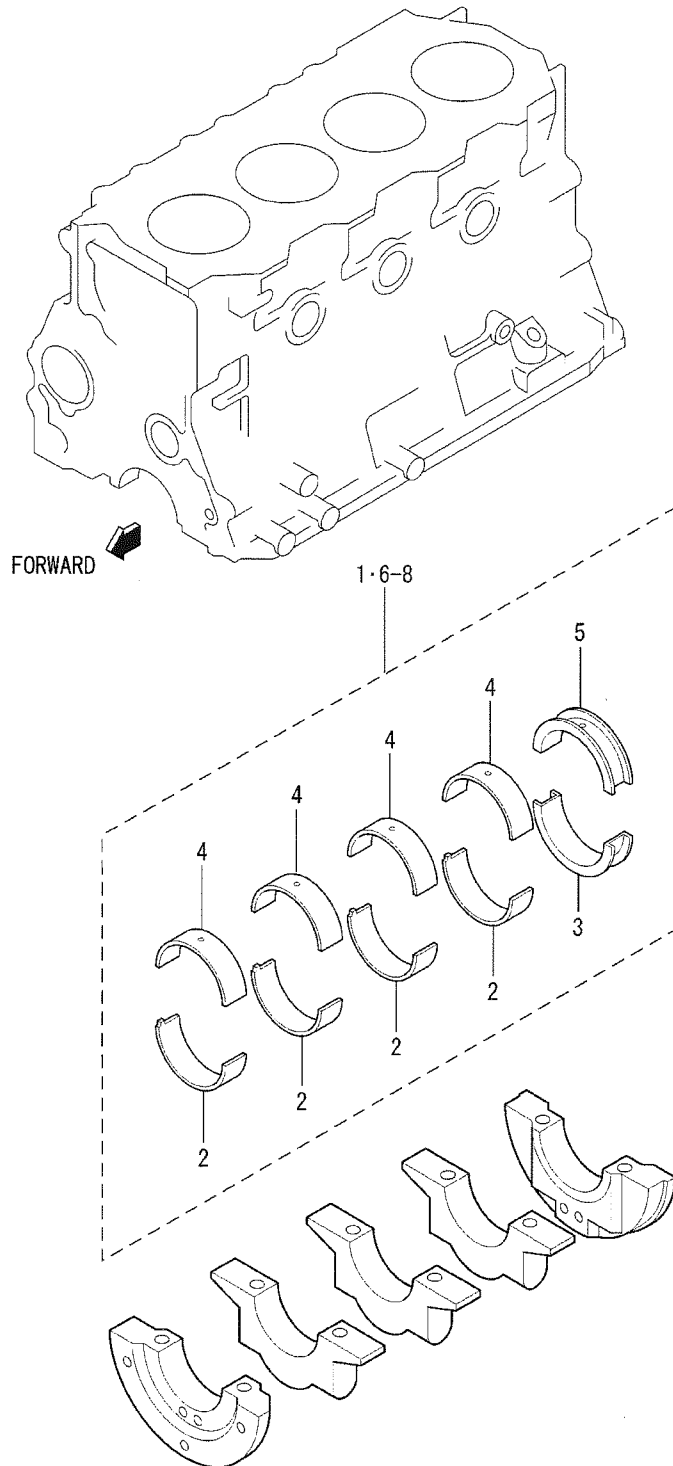


REF. -NO.	PART NO.	R / P	S E N G G	PART NAME & DESCRIPTION	MODEL & QTY					APPLICABLE SERIAL NO.		M / R	V R D
					61S	Y16	Y26	Z26		FROM@-	-@UPTO		
					D	2SD	2SD	1SD					
1	32C07-11014		C	CRANKCASE ASSY	1	-	-	-			@033819		
	32C07-11015	R	1	C CRANKCASE ASSY	1	-	-	-			@033819		
	32C07-11016	R	2	C CRANKCASE ASSY	1	-	-	-			@033819		
	32C07-21022	3	3	C CRANKCASE ASSY	1	-	-	-			@038296		
	32C07-21023	3	4	C CRANKCASE ASSY	1	-	-	-					
	32C07-21024	R	5	CRANKCASE ASSY	1	-	-	-					V
	32C07-11014		C	CRANKCASE ASSY	-	1	-	-		016425-	-028183		
	32C07-11015	R	1	D CRANKCASE ASSY	-	1	-	-		016425-	-028183		
	32C07-11015		C	CRANKCASE ASSY	-	-	1	-		028184-	-033863		
	32C07-11016	R	1	C CRANKCASE ASSY	-	-	1	-		028184-	-033863		
	32C07-21022	3	2	C CRANKCASE ASSY	-	-	1	-		028184-	@038296		
	32C07-21023	3	3	C CRANKCASE ASSY	-	-	1	-		028184-			
	32C07-21024	R	4	CRANKCASE ASSY	-	-	1	-		028184-			V
	32C07-21024		A	CRANKCASE ASSY	-	-	-	1		049757-			V
2	*			CRANKCASE SUB ASSY	1	1	1	1					
3	F2846-08000			PIN, DOWEL	4	4	4	4					A
4	04826-23500			CAP, SEALING	6	6	6	6					
5	30607-52400			BOLT, BEARING CAP	10	10	10	10					
6	*			CRANKCASE	1	1	1	1					
7	*			CAP SET, BEARING	1	1	1	1					
8	*			CAP, BEARING NO. 1	1	1	1	1					
9	*			CAP, BEARING NO. 2	1	1	1	1					
10	*			CAP, BEARING NO. 3	1	1	1	1					
11	*			CAP, BEARING NO. 4	1	1	1	1					
12	*			CAP, BEARING NO. 5	1	1	1	1					
13	32C07-15501		A	BUSHING, CAMSHAFT	1	-	1	-		033820@			
	32C07-15501		A	BUSHING, CAMSHAFT	-	-	-	1		049757-			V
14	04826-21600			CAP, SEALING	3	3	3	3					
15	MS661140			PLUG, TAPERED	2	2	2	2					A
16	32A07-01500		C	PIN, DOWEL	2	2	-	-					A
	32A07-01501	R	1	PIN, DOWEL	2	2	-	-					A
	32A07-01501		A	PIN, DOWEL	-	-	2	-		028184-			A
	32A07-01501		A	PIN, DOWEL	-	-	-	2		049757-			A
17	F2846-08000			PIN, DOWEL	2	2	2	2					A
18	F2846-05000			PIN, DOWEL	2	2	2	2					A
19	32C23-03600			SHAFT, IDLER	1	1	1	1					



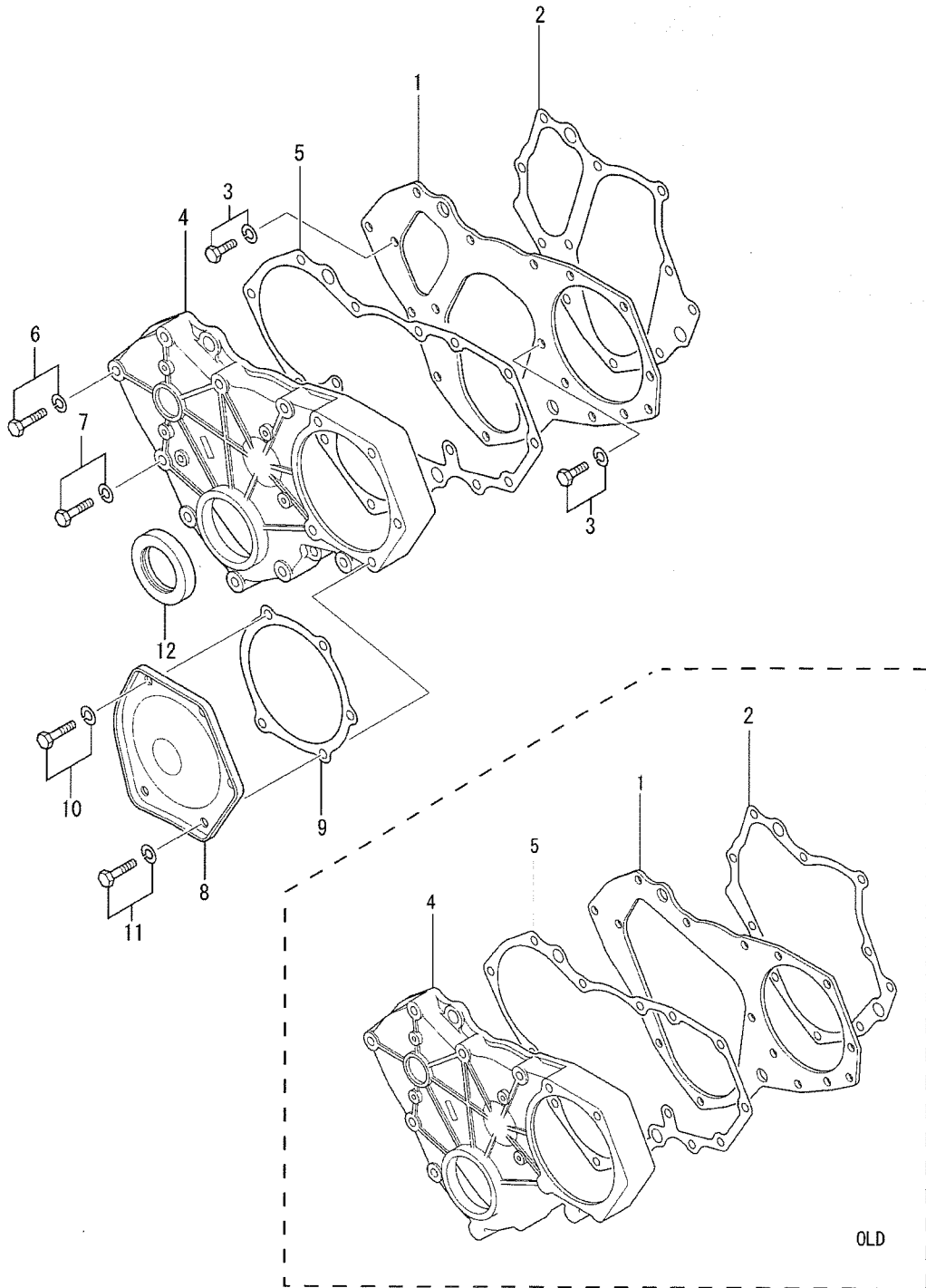
REF. -NO.	PART NO.	R / P	S E N G Q G	PART NAME & DESCRIPTION	MODEL & QTY					APPLICABLE SERIAL NO.		M / R	V R D
					61S	Y16	Y26	Z26		FROM@-	-@UPTO		
					D	2SD	2SD	1SD					
1	MD000269			PLUG, TAPERED	1	1	1	1				A	

MAIN BEARING



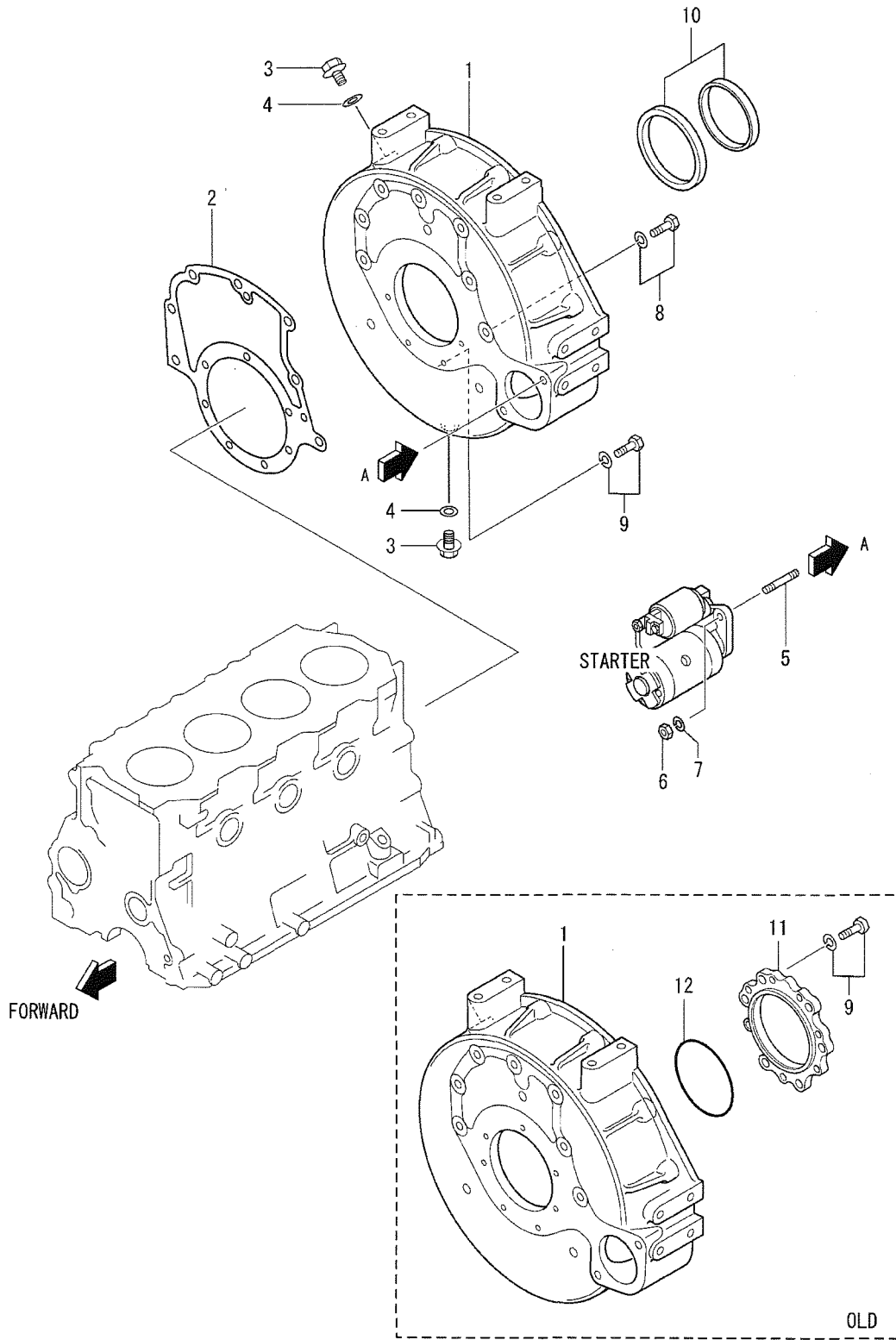
REF. -NO.	PART NO.	R / P	S E N G G	PART NAME & DESCRIPTION	MODEL & QTY					APPLICABLE SERIAL NO.		M / R	V R D	
					61S	Y16	Y26	Z26		FROM@-	-@UPTO			
					D	2SD	2SD	1SD						
1	32C09-01010			C BEARING SET, MAIN	STD	1	1	.	.			@025998	A	
	32C09-02010	3	1	BEARING SET, MAIN	STD	1	1	.	.				A	
	32C09-02010			A BEARING SET, MAIN	STD	.	.	1	.	028184-			A	
	32C09-02010			A BEARING SET, MAIN	STD	.	.	.	1	049757-			A	V
2	*			BEARING, MAIN LOWER		4	4	4	4					
3	*			BEARING, MAIN LOWER	REAR	1	1	1	1					
4	*			BEARING, MAIN UPPER		4	4	4	4					
5	*			BEARING, MAIN UPPER	REAR	1	1	1	1					
6	32C09-01020			C BEARING SET, MAIN	U. S 0. 25	1	1	.	.			@025998	A	
	32C09-02020	3	1	BEARING SET, MAIN	U. S 0. 25	1	1	.	.				A	
	32C09-02020			A BEARING SET, MAIN	U. S 0. 25	.	.	1	.	028184-			A	
	32C09-02020			A BEARING SET, MAIN	U. S 0. 25	.	.	.	1	049757-			A	V
7	32C09-01030			C BEARING SET, MAIN	U. S 0. 50	1	1	.	.			@025998	A	
	32C09-02030	3	1	BEARING SET, MAIN	U. S 0. 50	1	1	.	.				A	
	32C09-02030			A BEARING SET, MAIN	U. S 0. 50	.	.	1	.	028184-			A	
8	32C09-02030			A BEARING SET, MAIN	U. S 0. 50	.	.	.	1	049757-			A	V
	32C09-01040			C BEARING SET, MAIN	U. S 0. 75	1	1	.	.			@025998	A	
	32C09-02040	3	1	BEARING SET, MAIN	U. S 0. 75	1	1	.	.				A	
	32C09-02040			A BEARING SET, MAIN	U. S 0. 75	.	.	1	.	028184-			A	
	32C09-02040			A BEARING SET, MAIN	U. S 0. 75	.	.	.	1	049757-			A	V

TIMING GEAR CASE



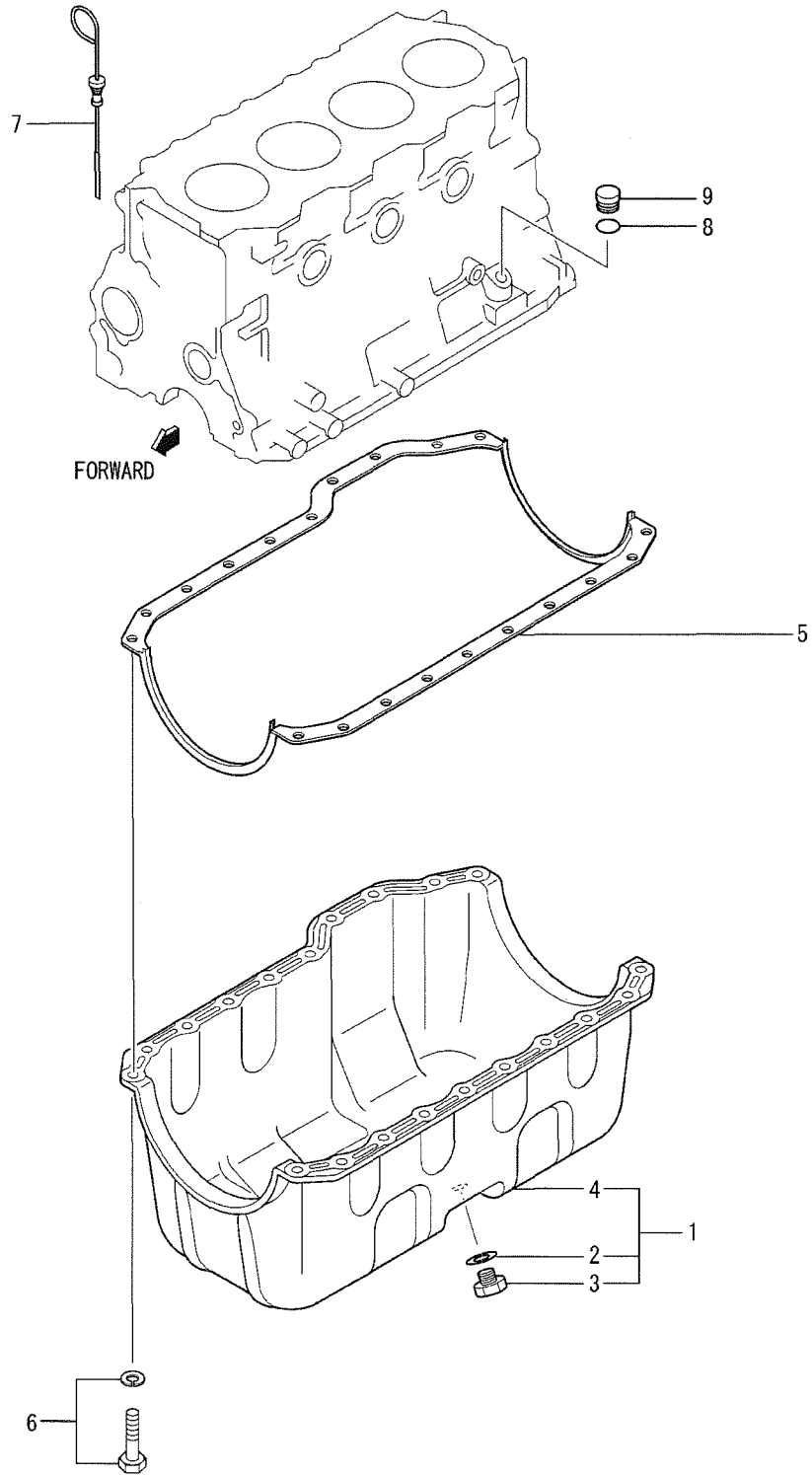
REF. -NO.	PART NO.	R / P	S EN GG	PART NAME & DESCRIPTION	MODEL & QTY					APPLICABLE SERIAL NO.		M / R	V R D
					61S	Y16	Y26	Z26		FROM@-	-@UPTO		
					D	2SD	2SD	1SD					
1	32C11-02100			C PLATE, FRONT	1	.	1	.					
	32C11-12100	3	1	PLATE, FRONT	1	.	1	.					
	32C11-02100			D PLATE, FRONT	.	1	.	.		016425-	-028183		
	32C11-12100			A PLATE, FRONT	.	.	.	1		049757-			V
2	32C11-03100			C GASKET, FRONT PLATE	1	.	1	.			-039443	A	
	32C11-13100	3	1	GASKET, FRONT PLATE	1	.	1	.				A	
	32C11-03100			D GASKET, FRONT PLATE	.	1	.	.		016425-	-028183	A	
	32C11-13100			A GASKET, FRONT PLATE	.	.	.	1		049757-		A	V
3	MF240051			BOLT, W/WASHER	2	2	2	2				A	
4	32C11-00100			C CASE, TIMING GEAR	1	.	1	.			-039443	A	
	32C11-10200	N	1	CASE, TIMING GEAR	1	.	1	.		039444-			
	32C11-00100			D CASE, TIMING GEAR	.	1	.	.		016425-	-028183		
	32C11-10200			A CASE, TIMING GEAR	.	.	.	1		049757-			V
5	*			C GASKET, GEAR CASE	1	.	1	.				A	
	32C11-11100	1	1	GASKET, GEAR CASE	1	.	1	.				A	
	*			C GASKET, GEAR CASE	.	1	.	.				A	
	32C11-11100	1	1	D GASKET, GEAR CASE	.	1	.	1		016425-	-028183	A	
	32C11-11100			A GASKET, GEAR CASE	.	.	.	1		049757-		A	V
6	MF241261			BOLT, W/WASHER	1	1	1	1				A	
7	MF241263			Q BOLT, W/WASHER	8	.	8	.			-039443	A	
	MF241263	1		BOLT, W/WASHER	9	.	9	.		039444-		A	
	MF241263			D BOLT, W/WASHER	.	8	.	.		016425-	-028183	A	
	MF241263			A BOLT, W/WASHER	.	.	.	9		049757-		A	V
8	30611-23102			C COVER, GEAR CASE	1	1	.	.					
	30611-23103	R	1	COVER, GEAR CASE	1	1	.	.					
	30611-23103			A COVER, GEAR CASE	.	.	1	.		028184-			
	30611-23103			A COVER, GEAR CASE	.	.	.	1		049757-			V
9	32C11-04100			GASKET, COVER	1	1	1	1				A	
10	MF241265			BOLT, W/WASHER	4	4	4	4				A	
11	F1805-08055			BOLT, W/WASHER	1	1	1	1				A	
12	30611-31700			SEAL, OIL	1	1	1	1				A	

12 FLYWHEEL HOUSING



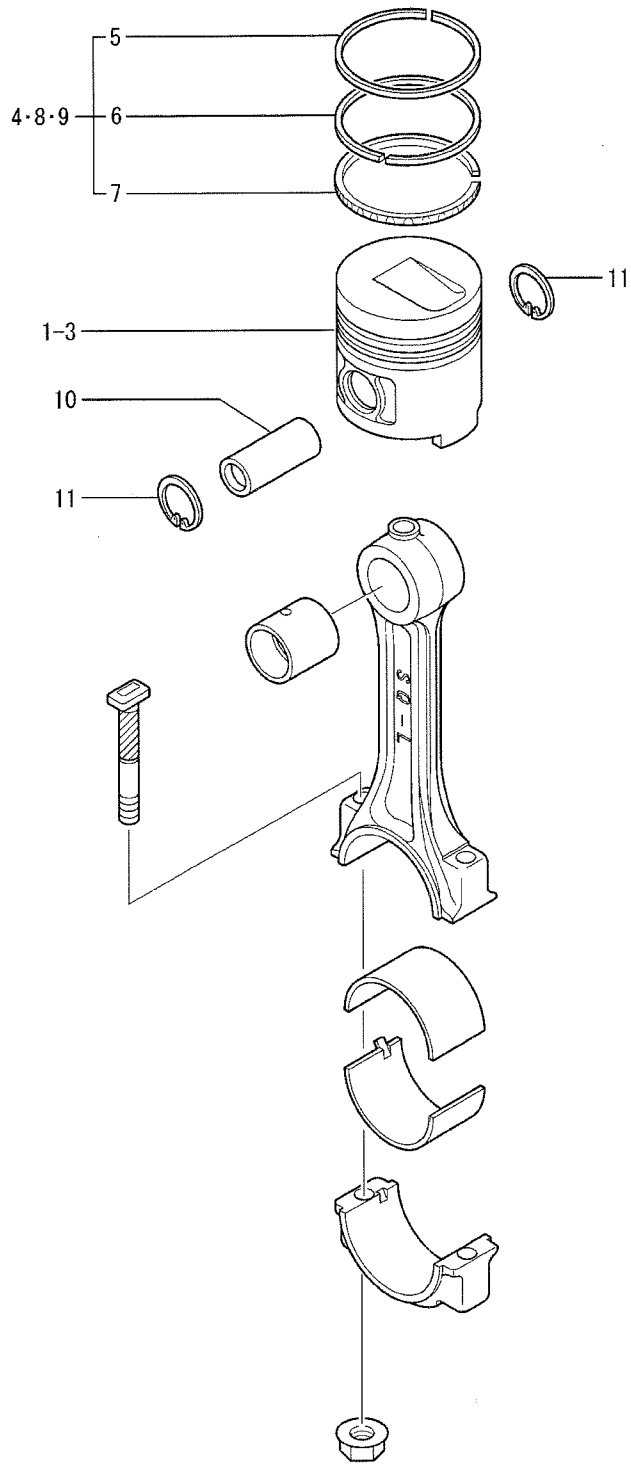
REF. -NO.	PART NO.	R / P	S C E N G G	PART NAME & DESCRIPTION	MODEL & QTY				APPLICABLE SERIAL NO.		M / R	V R D
					61S D	Y16 2SD	Y26 2SD	Z26 1SD	FROM@-	-@UPTO		
1	32C12-10100			C HOUSING, FLYWHEEL	1	.	.	.		-024715		
	32C12-20100	G	1	C HOUSING, FLYWHEEL	1	.	.	.	024716-			
	32C12-20101	R	2	C HOUSING, FLYWHEEL	1	.	.	.	024716-			
	32C12-20102	R	3	HOUSING, FLYWHEEL	1	.	.	.	024716-			
	32C12-20100			C HOUSING, FLYWHEEL	.	1	.	.	023836-	-028183		
	32C12-20101	R	1	C HOUSING, FLYWHEEL	.	1	.	.	023836-	-028183		
	32C12-20102	R	2	D HOUSING, FLYWHEEL	.	1	.	.	023836-	-028183		
	32C12-20102			A HOUSING, FLYWHEEL	.	.	1	.	028184-			
	32C12-20102			A HOUSING, FLYWHEEL	.	.	.	1	049757-			V
2	32C07-04200			GASKET, REAR	1	1	1	1				A
3	MM316248			PLUG, DRAIN	2	2	2	2				A
4	30636-25901			GASKET	2	2	2	2				A
5	32A07-06900			STUD	2	2	2	2				
6	F2300-10000			NUT, LOCK	2	2	2	2				
7	F2515-10000			WASHER, SPRING	2	2	2	2				A
8	MF241282			BOLT, W/WASHER	7	7	7	7				A
9	MF241257			C BOLT, W/WASHER	7	7	.	.		-024715		A
	MF241256	N	1	BOLT, W/WASHER	4	4	.	.	024716-			A
	MF241256			A BOLT, W/WASHER	.	.	4	.	028184-			A
	MF241256			A BOLT, W/WASHER	.	.	.	4	049757-			A V
10	34407-11090			SEAL ASSY, OIL	1	1	1	1				
11	32A07-17101			D CASE, REAR OIL SEAL	1	.	.	.		-024715		
12	06016-13120			D O-RING	1	.	.	.		-024715		A

13 OIL PAN



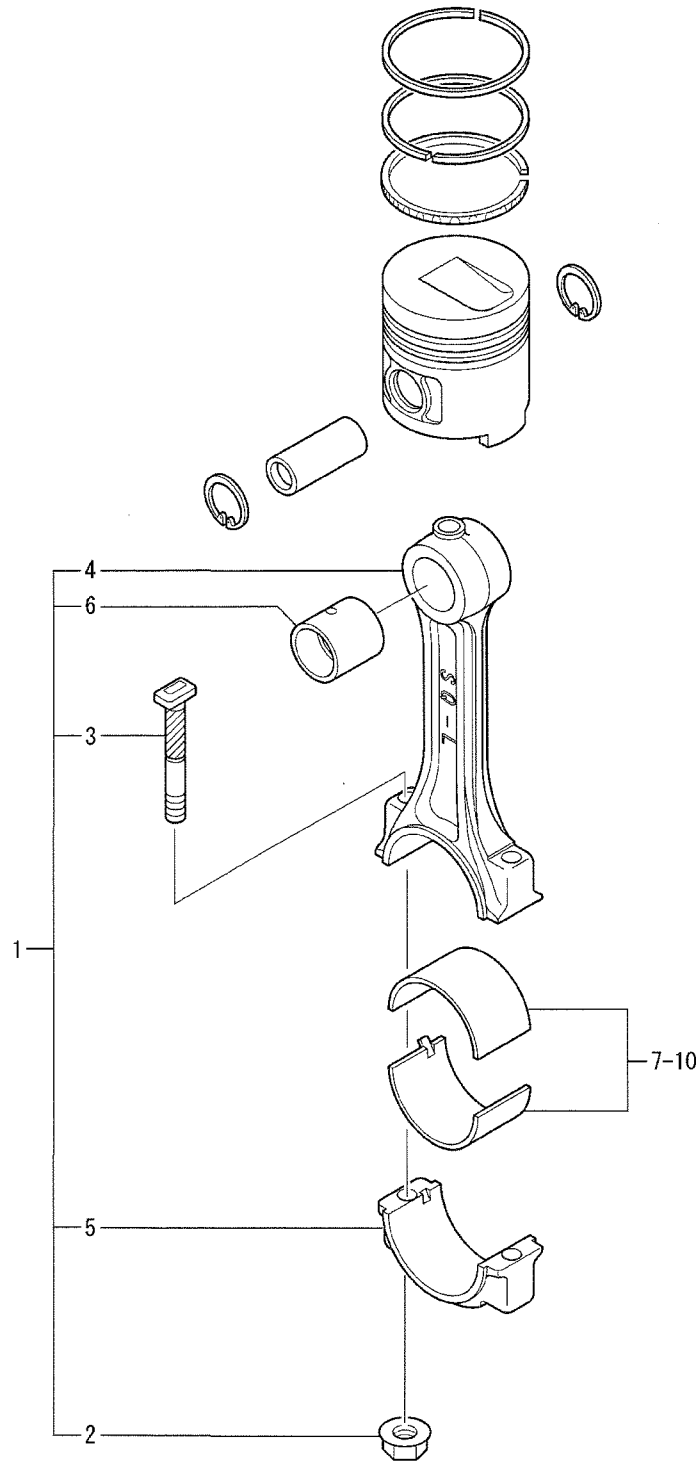
REF. -NO.	PART NO.	R / P	S EN GG	PART NAME & DESCRIPTION	MODEL & QTY				APPLICABLE SERIAL NO.		M / R	V R D
					61S D	Y16 2SD	Y26 2SD	Z26 1SD	FROM@-	-@UPTO		
1	32C13-00010			PAN ASSY, OIL	1	1	1	1				
2	F4202-14000			GASKET	1	1	1	1				A
3	30613-60600			PLUG, DRAIN	1	1	1	1				A
4	*			PAN, OIL	1	1	1	1				
5	32C13-11100			GASKET, OIL PAN	1	1	1	1				A
6	MF240051			BOLT, W/WASHER	20	20	20	20				A
7	32C42-01300			GAGE, OIL LEVEL	1	1	1	1				
8	05507-10110			O-RING	1	1	1	1				A
9	32C13-00900			PLUG	1	1	1	1				A

PISTON



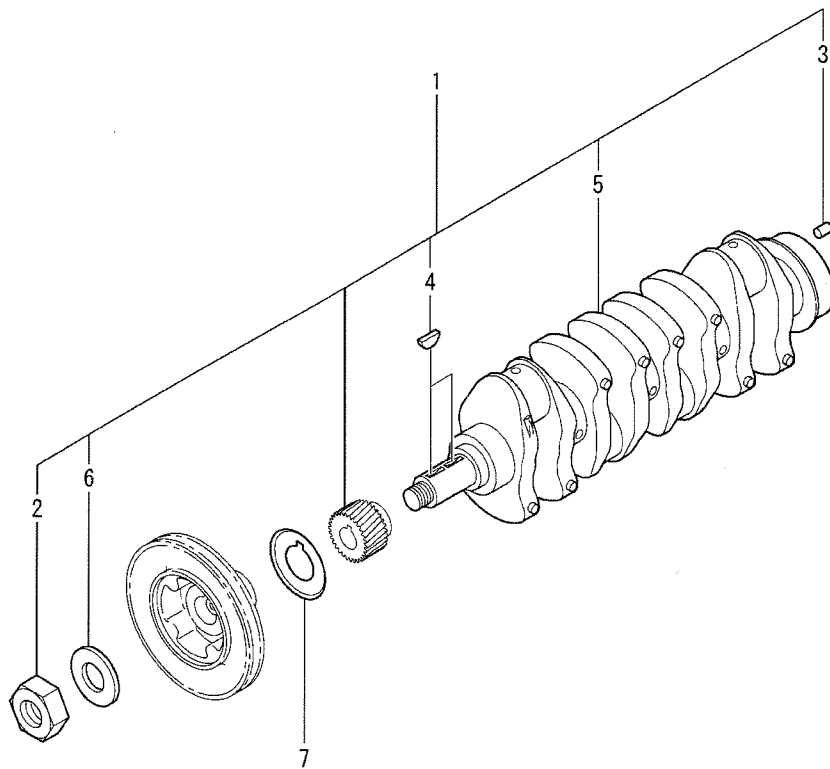
REF. -NO.	PART NO.	R / P	S E N G G	PART NAME & DESCRIPTION	MODEL & QTY				APPLICABLE SERIAL NO.		M / R	V R D
					61S	Y16	Y26	Z26	FROM@-	-@UPTO		
					D	2SD	2SD	1SD				
1	32C17-05100			C PISTON	STD	4	-	4	-			A
	32C17-15100	3	1	PISTON	STD	4	-	4	-			A
	32C17-05100			A PISTON	STD	-	4	-	-	016425-		A
	32C17-15100			A PISTON	STD	-	-	-	4	049757-		A
2	32C17-05200			C PISTON	O. S 0. 25	4	-	4	-			A
	32C17-15200	3	1	PISTON	O. S 0. 25	4	-	4	-			A
	32C17-05200			A PISTON	O. S 0. 25	-	4	-	-	016425-		A
	32C17-15200			A PISTON	O. S 0. 25	-	-	-	4	049757-		A
3	32C17-05300			C PISTON	O. S 0. 50	4	-	4	-			A
	32C17-15300	3	1	PISTON	O. S 0. 50	4	-	4	-			A
	32C17-05300			A PISTON	O. S 0. 50	-	4	-	-	016425-		A
4	32C17-15300			A PISTON	O. S 0. 50	-	-	-	4	049757-		A
5	30617-70011			RING SET, PISTON	STD	4	4	4	4			A
6	*			RING, NO. 1		4	4	4	4			
7	*			RING, NO. 2		4	4	4	4			
8	30617-71011			RING ASSY, OIL		4	4	4	4			
9	30617-72011			RING SET, PISTON	O. S 0. 25	4	4	4	4			A
10	30617-72011			RING SET, PISTON	O. S 0. 50	4	4	4	4			A
11	32C17-04100			PIN, PISTON		4	4	4	4			A
	F3202-02800			RING, SNAP		8	8	8	8			A

CONNECTING ROD



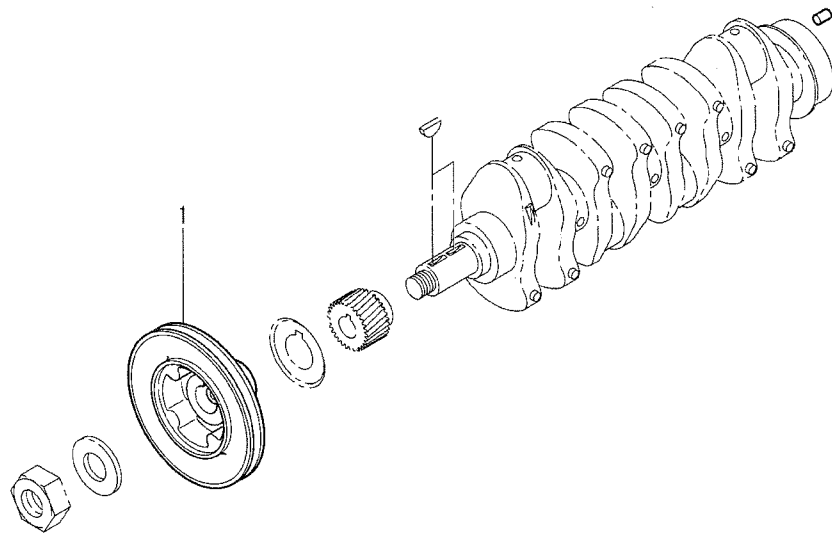
REF. -NO.	PART NO.	R / P	S E N G G	PART NAME & DESCRIPTION	MODEL & QTY					APPLICABLE SERIAL NO.		M / R D	V / R D
					61S	Y16	Y26	Z26		FROM@-	-@UPTO		
					D	2SD	2SD	1SD					
1	32C19-00012			ROD ASSY, CONNECTING	4	4	4	4					
2	30619-10501			NUT, CONNECTING ROD	8	8	8	8				A	
3	32A19-00400			BOLT, CONNECTING ROD	8	8	8	8				A	
4	*			CONNECTING ROD	4	4	4	4					
5	*			CAP, CONNECTING ROD	4	4	4	4					
6	32C19-01100			BUSHING, CON-ROD	4	4	4	4					
7	32A19-09010			C BEARING SET, CON-ROD	1	1	-	-				A	
	32A19-09011	R	1	BEARING SET, CON-ROD	1	1	-	-				A	
	32A19-09011			A BEARING SET, CON-ROD	-	-	1	-	028184-			A	
	32A19-09011			A BEARING SET, CON-ROD	-	-	-	1	049757-			A V	
8	32A19-09020			C BEARING SET, CON-ROD	1	1	-	-				A	
	32A19-09021	R	1	BEARING SET, CON-ROD	1	1	-	-				A	
	32A19-09021			A BEARING SET, CON-ROD	-	-	1	-	028184-			A	
	32A19-09021			A BEARING SET, CON-ROD	-	-	-	1	049757-			A V	
9	32A19-09030			C BEARING SET, CON-ROD	1	1	-	-				A	
	32A19-09031	R	1	BEARING SET, CON-ROD	1	1	-	-				A	
	32A19-09031			A BEARING SET, CON-ROD	-	-	1	-	028184-			A	
	32A19-09031			A BEARING SET CON-ROD	-	-	-	1	049757-			A V	
10	32A19-09040			C BEARING SET, CON-ROD	1	1	-	-				A	
	32A19-09041	R	1	BEARING SET, CON-ROD	1	1	-	-				A	
	32A19-09041			A BEARING SET, CON-ROD	-	-	1	-	028184-			A	
	32A19-09041			A BEARING SET, CON-ROD	-	-	-	1	049757-			A V	

CRANKSHAFT



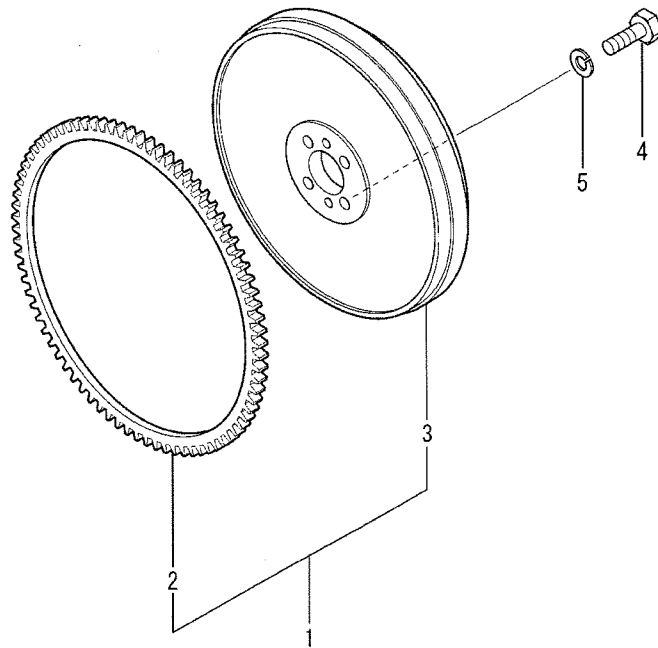
REF. -NO.	PART NO.	R / P	S C E N Q G	PART NAME & DESCRIPTION	MODEL & QTY					APPLICABLE SERIAL NO.		M / R	V R D
					61S	Y16	Y26	Z26		FROM@-	-@UPTO		
					D	2SD	2SD	1SD					
1	32C20-02060			C CRANKSHAFT ASSY	1	1	.	.					
	32C20-03060	R 1		C CRANKSHAFT ASSY	1	1	.	.					
	32C20-03061	R 2		C CRANKSHAFT ASSY	1	1	.	.					
	32C20-03062	R 3		CRANKSHAFT ASSY	1	1	.	.					
	32C20-03062		A	CRANKSHAFT ASSY	.	.	1	.		028184-			
2	32C20-03062		A	CRANKSHAFT ASSY	.	.	.	1		049757-		V	
3	F2325-24000			NUT, JAM	1	1	1	1				A	
4	F2846-10000			PIN, DOWEL	2	2	2	2				A	
5	F2870-07022			KEY, WOODRUFF	2	2	2	2					
6	*			CRANKSHAFT	1	1	1	1					
7	34120-74200			WASHER	1	1	1	1				A	
	30620-22500			PLATE, BAFFLE	1	1	1	1					

20-02 CRANK PULLEY



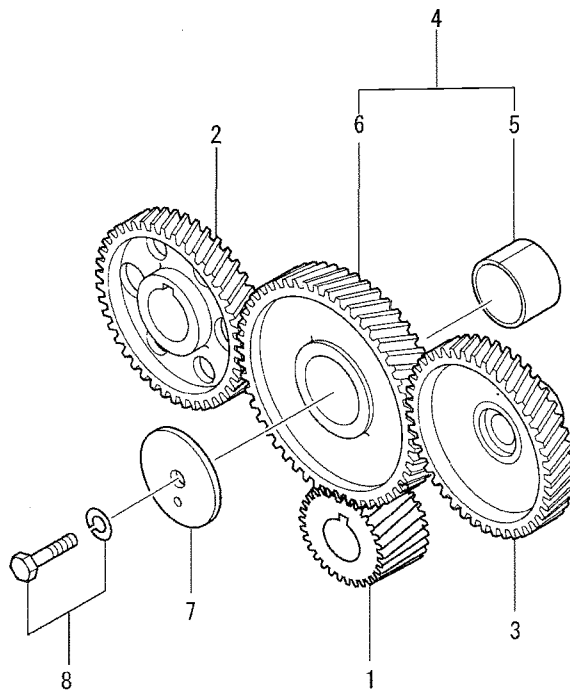
REF. -NO.	PART NO.	R / P	S EN G G	PART NAME & DESCRIPTION	MODEL & QTY					APPLICABLE SERIAL NO.		M / R	V R D
					61S	Y16	Y26	Z26		FROM@-	-@UPTO		
					D	2SD	2SD	1SD					
1	32C20-03101		C	PULLEY, CRANKSHAFT	1	.	.	.					
	32C20-04100	N	1	C PULLEY, CRANKSHAFT	1	.	.	.		024716-			
	32C20-04101	R	2	PULLEY, CRANKSHAFT	1	.	.	.		024716-			
	32C20-04100		C	PULLEY, CRANKSHAFT	.	1	.	.			-028183		
	32C20-04101	R	1	D PULLEY, CRANKSHAFT	.	1	.	.			-028183		
	32C20-04101		A	PULLEY, CRANKSHAFT	.	.	1	.		028184-			
	32C20-04101		A	PULLEY, CRANKSHAFT	.	.	.	1		049757-			V

FLYWHEEL



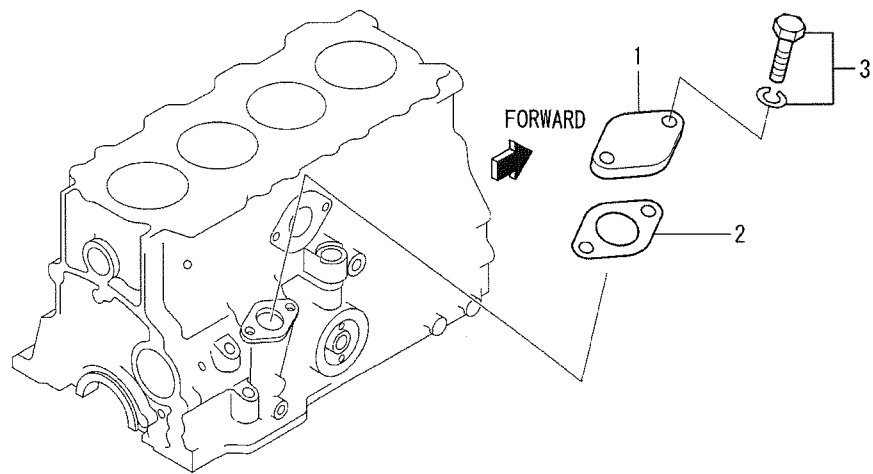
REF. -NO.	PART NO.	R / EN P SC EN QG	PART NAME & DESCRIPTION	MODEL & QTY					APPLICABLE SERIAL NO.		M / R D	V / R D
				61S	Y16	Y26	Z26					
				D	2SD	2SD	1SD					
				FROM@-		@UPTO						
1	32C21-02041		FLYWHEEL ASSY	1	1	1	1					
2	30621-61300		GEAR, RING	1	1	1	1					
3	*		FLYWHEEL	1	1	1	1					
4	F1035-12035		BOLT	4	4	4	4				A	
5	MF450407		WASHER, SPRING	4	4	4	4				A	

TIMING GEAR



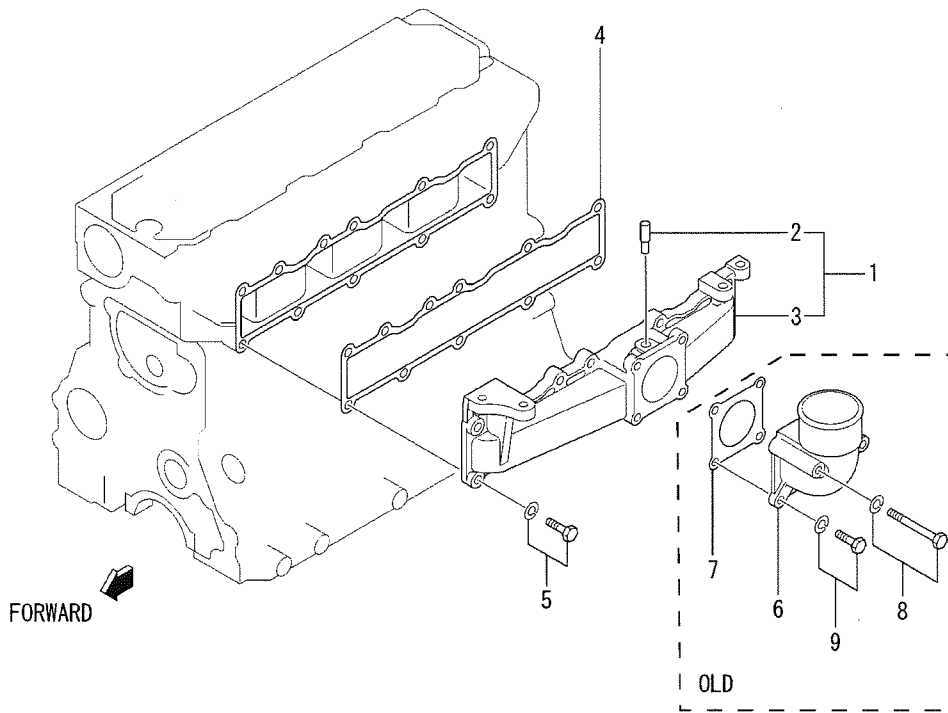
REF. -NO.	PART NO.	R / P	S E N G G	PART NAME & DESCRIPTION	MODEL & QTY					APPLICABLE SERIAL NO.		M / R D
					61S	Y16	Y26	Z26		FROM@-	-@UPTO	
					D	2SD	2SD	1SD				
1	32C23-20100		C	GEAR, CRANKSHAFT	Z=19	1	1	.	.			
	32C23-00300	3	1	GEAR, CRANKSHAFT	Z=19	1	1	.	.			
	32C23-00300		A	GEAR, CRANKSHAFT	Z=19	.	.	1	.	028184-		
	32C23-00300		A	GEAR, CRANKSHAFT	Z=19	.	.	.	1	049757-		V
2	32C23-11100			GEAR, CAMSHAFT	Z=38	1	1	1	1			
3	32C23-12200			GEAR, INJ PUMP	Z=38	1	1	1	1			
4	32C23-13010			IDLER ASSY, GEAR	Z=46	1	1	1	1			
5	30623-33401			BUSHING, IDLER		1	1	1	1			
6	*			GEAR, IDLER		1	1	1	1			
7	34323-00801			PLATE, THRUST		1	1	1	1			
8	MF241280			BOLT, W/WASHER		1	1	1	1			A

TACHO DRIVE COVER



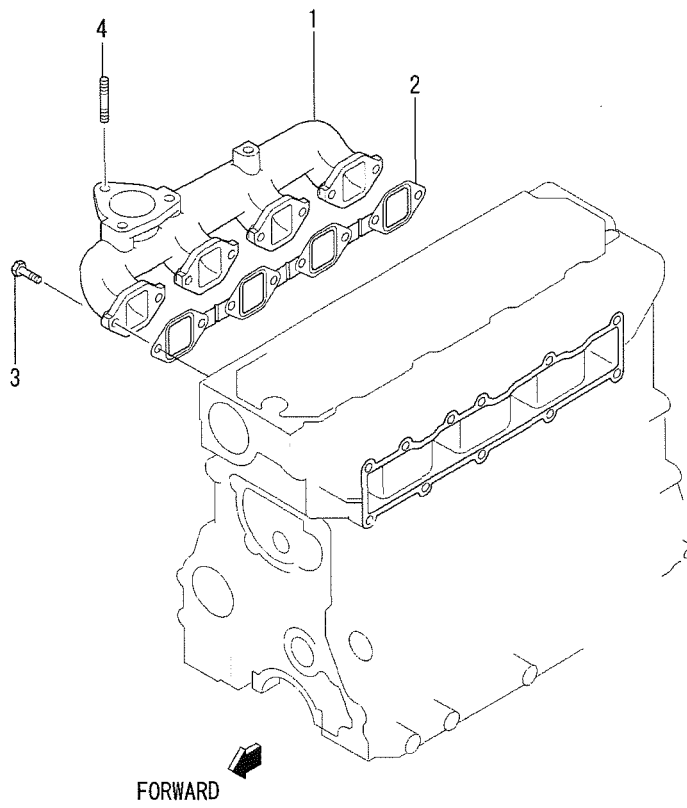
REF. -NO.	PART NO.	R / P	S E N Q G	PART NAME & DESCRIPTION	MODEL & QTY				APPLICABLE SERIAL NO.		M / R	V R D
					61S D	Y16 2SD	Y26 2SD	Z26 1SD	FROM@-	-@UPTO		
1	30407-05600			COVER	1	1	1	1				
2	30625-50502			GASKET, TACHO DRIVE	1	1	1	1				A
3	MF240053			BOLT, W/WASHER	2	2	2	2				A

30 INLET SYSTEM



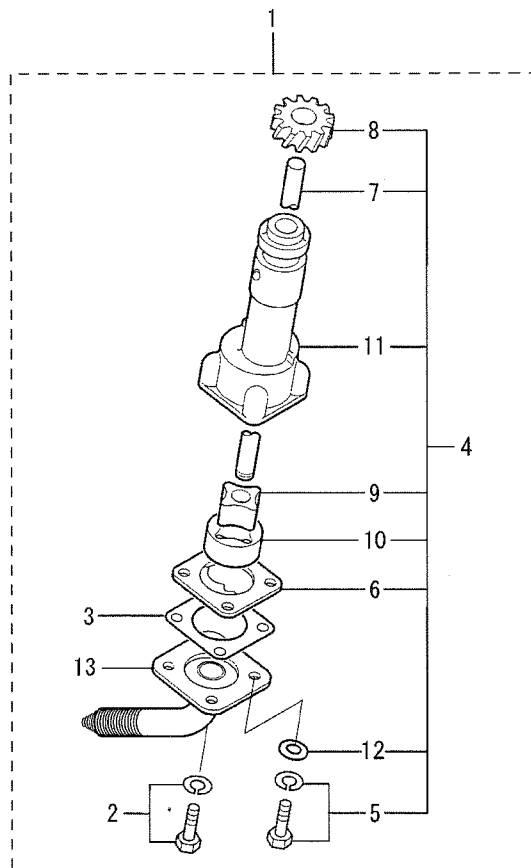
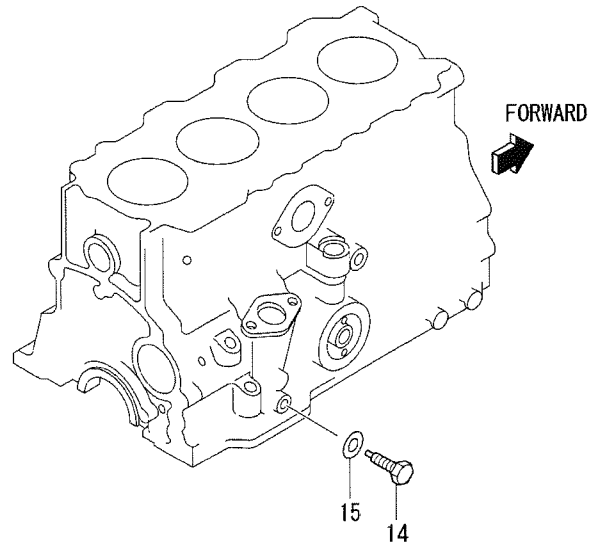
REF. -NO.	PART NO.	R / P	S E N P Q G	PART NAME & DESCRIPTION	MODEL & QTY					APPLICABLE SERIAL NO.		M / R	V R D
					61S	Y16	Y26	Z26		FROM@-	-@UPTO		
					D	2SD	2SD	1SD					
1	32C30-20010			C MANIFOLD ASSY, INLET	1	1	.	.					
	32C30-20011	R	1	MANIFOLD ASSY, INLET	1	1	.	.					
	32C30-20011			A MANIFOLD ASSY, INLET	.	.	1	.		028184-			
	32C30-20011			A MANIFOLD ASSY, INLET	.	.	.	1		049757-		V	
2	*			PIPE	1	1	1	1					
3	*			MANIFOLD, INLET	1	1	1	1					
4	32C30-00500			GASKET, INLET MANF	1	1	1	1				A	
5	MF241253			BOLT, W/WASHER	11	11	11	11				A	
6	32C30-01100			D ELBOW, AIR INLET	1	.	.	.		@012988		A	
7	32C30-01200			D GASKET	1	.	.	.		@012988		A	
8	32C30-08500			D BOLT, W/WASHER	2	.	.	.		@012988		A	
9	MF241227			D BOLT, W/WASHER	2	.	.	.		@012988		A	

EXHAUST SYSTEM

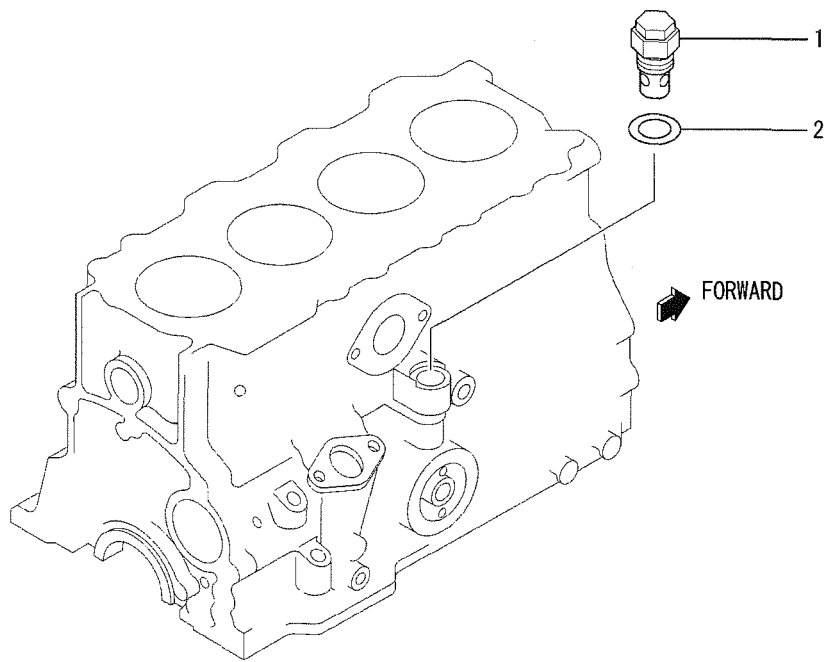


REF. -NO.	PART NO.	R / EN P QG	SC PART NAME & DESCRIPTION	MODEL & QTY					APPLICABLE SERIAL NO.		M / R V R D
				61S	Y16	Y26	Z26		FROM@-	-@UPTO	
				D	2SD	2SD	1SD				
1	32C32-00200	R 1	C MANIFOLD, EXHAUST	1	.	.	.		028184- 049757-		V
	32C32-00201		MANIFOLD, EXHAUST	1	1	.	.				
	32C32-00201		A MANIFOLD, EXHAUST	.	.	1	.				
	32C32-00201		A MANIFOLD, EXHAUST	.	.	.	1				
2	32C32-00700		C GASKET, EXHAUST	1	1	.	.		-025520	A	
3	32C32-10700	3 1	GASKET, EXHAUST	1	1	.	.		028184- 049757-	A	V
	32C32-10700		A GASKET, EXHAUST	.	.	1	.				
	32C32-10700		A GASKET, EXHAUST	.	.	.	1				
4	F1035-08020		BOLT	8	8	8	8			A	
4	F1450-10028		STUD	3	3	3	3				

OIL PUMP & STRAINER

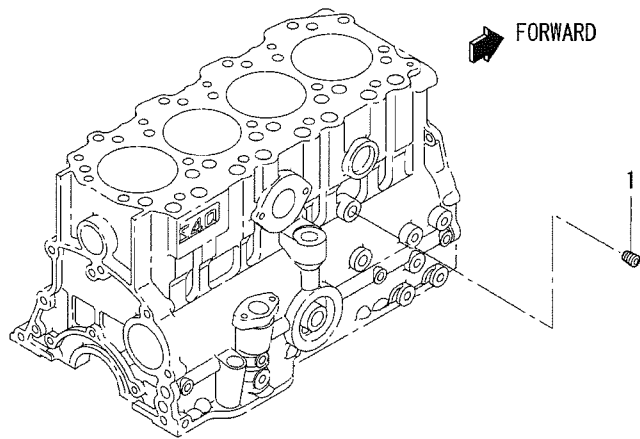


REF. -NO.	PART NO.	R / P	S E N Q G	PART NAME & DESCRIPTION	MODEL & QTY				APPLICABLE SERIAL NO.		M / R	V R D
					61S D	Y16 2SD	Y26 2SD	Z26 1SD	FROM@-	-@UPTO		
1	32C35-30010 32C35-30011 32C35-30012 32C35-30012 32C35-30012	R 1 R 2	C C P A A	PUMP & STRAINER ASSY PUMP & STRAINER ASSY PUMP & STRAINER ASSY PUMP & STRAINER ASSY PUMP & STARINER ASSY	1 1 1 . .	1 1 1 1 1	028184- 049757-			V
2	F1805-06020			BOLT, W/WASHER	B/W	2	2	2	2			A
3	30436-22401			GASKET, STRAINER		1	1	1	1			A
4	32C35-01021			PUMP ASSY, OIL		1	1	1	1			
5	F1805-06020			BOLT, W/WASHER	B/W	2	2	2	2			A
6	30435-33201			COVER		1	1	1	1			
7	*			SHAFT		1	1	1	1			
8	*			GEAR, DRIVE		1	1	1	1			
9	*			ROTOR, INNER		1	1	1	1			
10	*			ROTOR, OUTER		1	1	1	1			
11	*			CASE, OIL PUMP		1	1	1	1			
12	F2500-06000			WASHER, PLAIN		2	2	2	2			A
13	32C36-30201			STRAINER, OIL		1	1	1	1			A
14	34435-02200			BOLT, OIL PUMP SET		1	1	1	1			
15	32C35-00900			GASKET		1	1	1	1			A

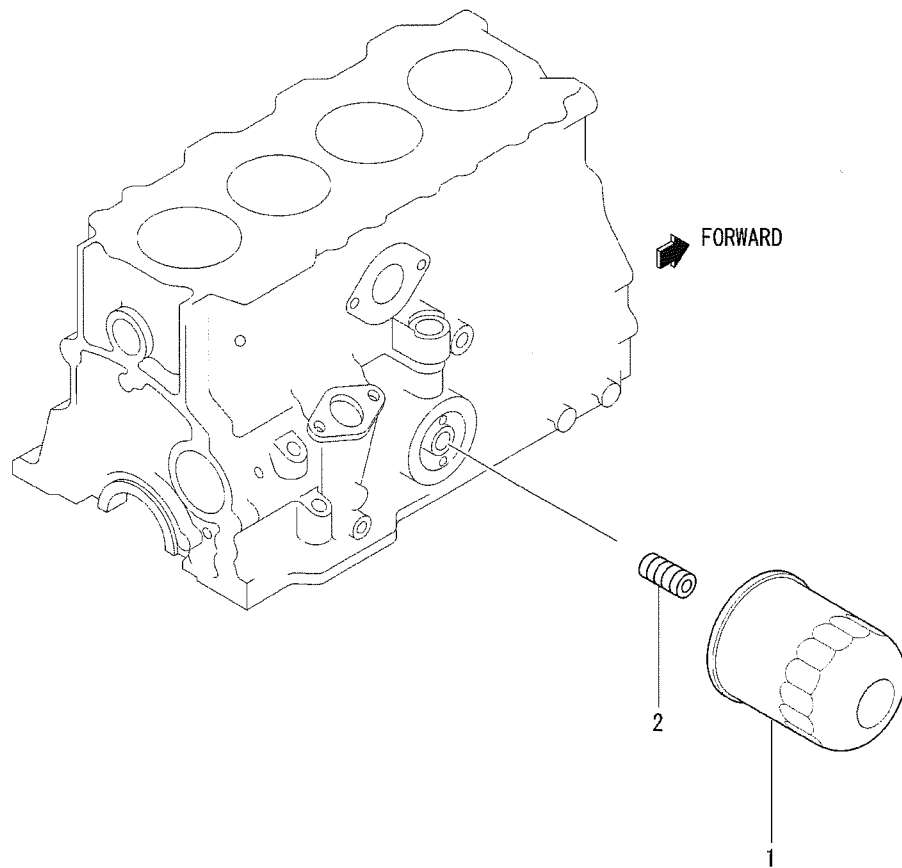


REF. -NO.	PART NO.	R / P	S E N P Q G	PART NAME & DESCRIPTION	MODEL & QTY					APPLICABLE SERIAL NO.		M / R	V R D
					61S D	Y16 2SD	Y26 2SD	Z26 1SD		FROM@-	-@UPTO		
1	32A36-05011	R	1	C VALVE ASSY, RELIEF	1	1	.	.		028184- 049757-		V	
	32A36-05012			VALVE ASSY, RELIEF	1	1	.	.					
	32A36-05012			A VALVE ASSY, RELIEF	.	.	1	.					
	32A36-05012			A VALVE ASSY, RELIEF	.	.	.	1					
2	F4202-22000			C GASKET	1	1	.	.		-030891		A	
	34340-00700	N	1	GASKET	1	1	.	.		030892- 028184- 049757-		A A A	
	34340-00700			A GASKET	.	.	1	.					
	34340-00700			A GASKET	.	.	.	1					

OIL COOLER



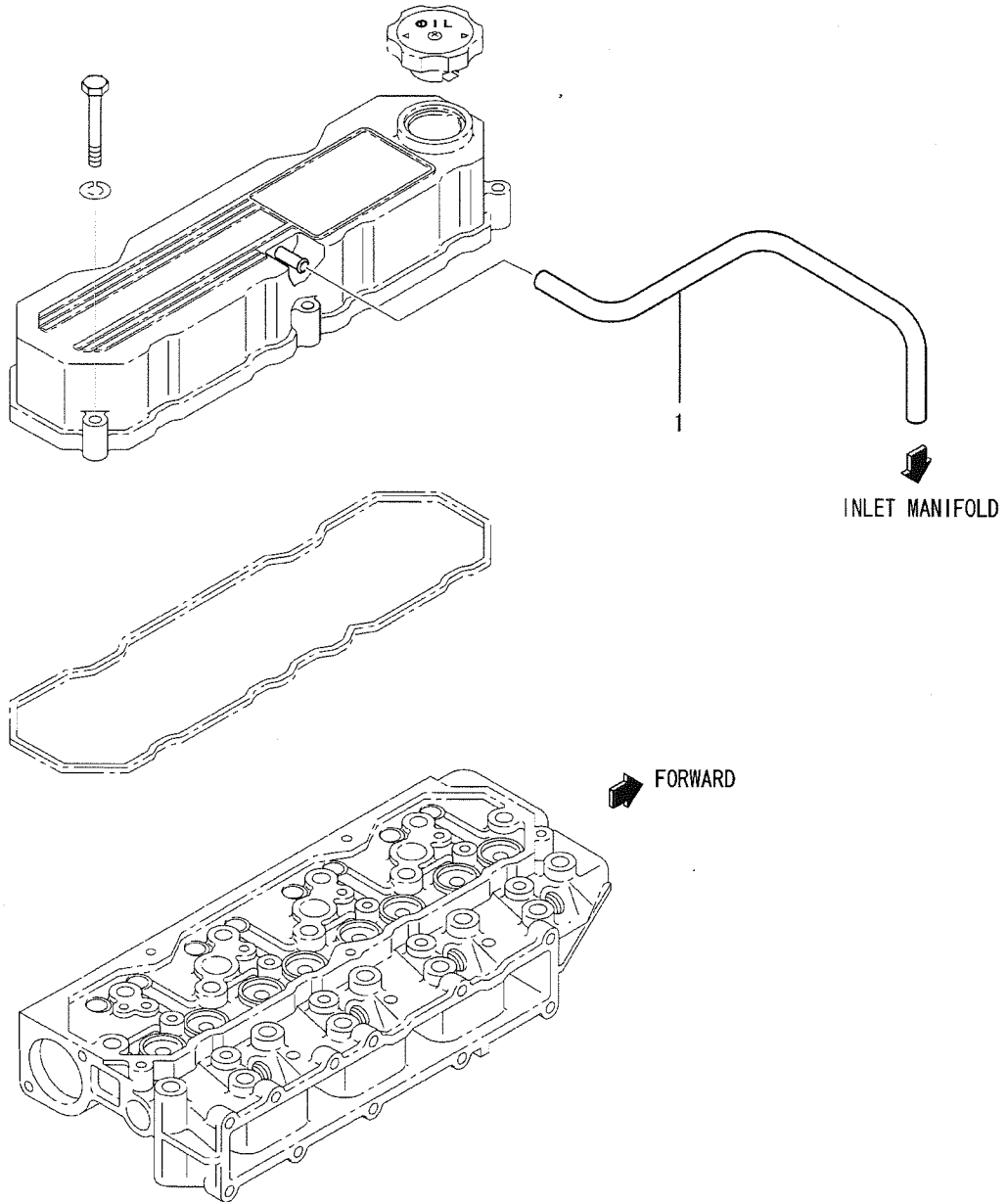
REF. -NO.	PART NO.	R / P	S E N Q G	PART NAME & DESCRIPTION	MODEL & QTY				APPLICABLE SERIAL NO.		M / R	V R D
					61S D	Y16 2SD	Y26 2SD	Z26 1SD	FROM@-	-@UPTO		
1	MS661142			PLUG, TAPERED	1	1	1	1			A	



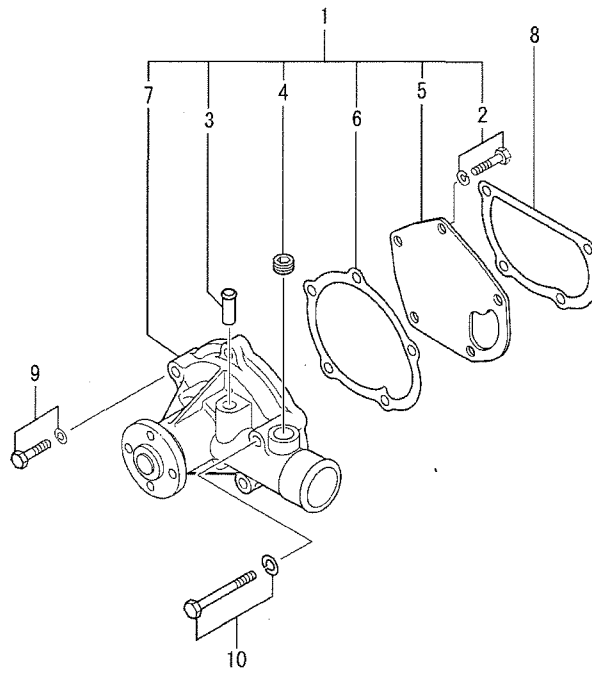
REF. -NO.	PART NO.	R / P	S E N G G	PART NAME & DESCRIPTION	MODEL & QTY				APPLICABLE SERIAL NO.		M / R	V R D
					61S D	Y16 2SD	Y26 2SD	Z26 1SD	FROM@-	-@UPTO		
1	MD162326			FILTER ASSY, OIL	1	1	1	1			A	
2	30L07-00700			SHAFT, OIL FILTER	1	1	1	1				

43

BREATHER

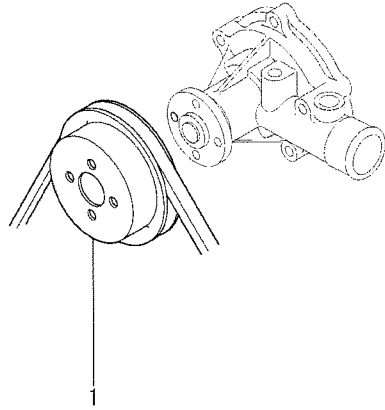


WATER PUMP

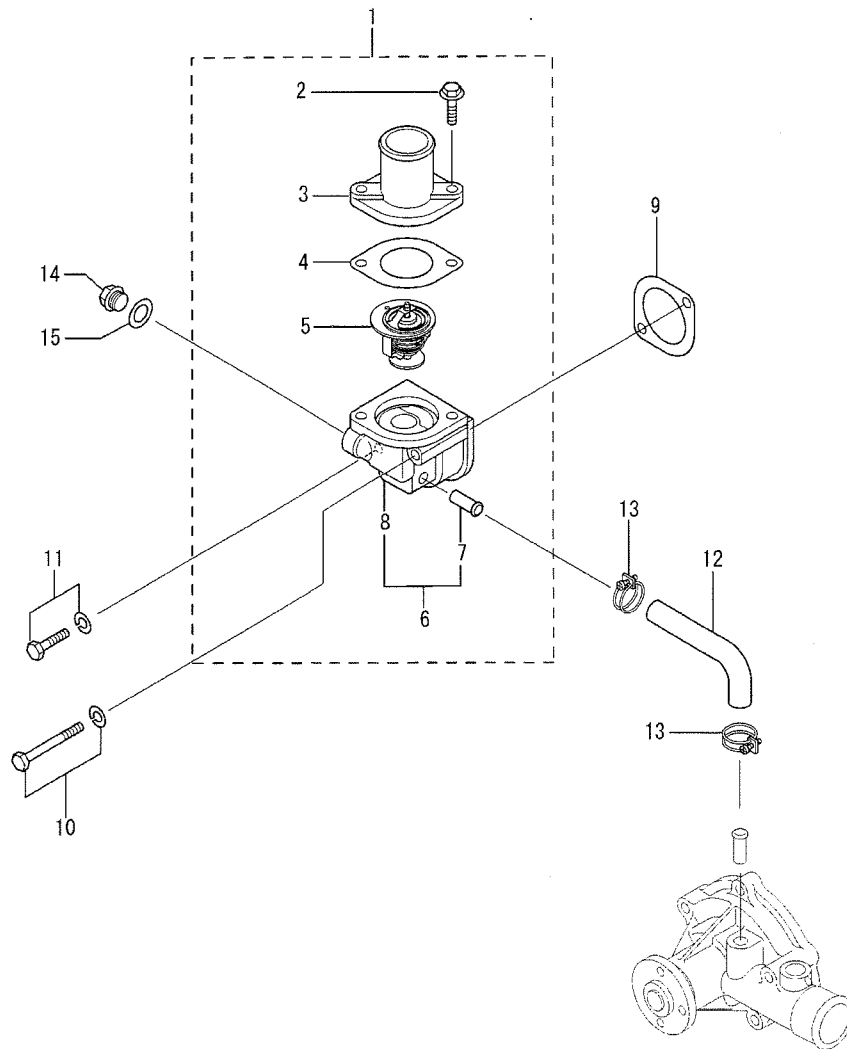


REF. -NO.	PART NO.	R / P	S E N G G	PART NAME & DESCRIPTION	MODEL & QTY					APPLICABLE SERIAL NO.		M / R	V R D
					61S	Y16	Y26	Z26		FROM@-	-@UPTO		
					D	2SD	2SD	1SD					
1	32C45-00023			PUMP ASSY, WATER	1	1	1	1					
2	F1805-08020			BOLT, W/WASHER	1	1	1	1				A	
3	*			PIPE, WATER PUMP	1	1	1	1					
4	*			PLUG, TAPERED	1	1	1	1					
5	32C45-00300			COVER, WATER PUMP	1	1	1	1					
6	32C45-00400			GASKET, WATER PUMP	1	1	1	1				A	
7	*			CASE, WATER PUMP	1	1	1	1					
8	32C45-00500			GASKET	1	1	1	1				A	
9	MF241261			BOLT, W/WASHER	3	3	3	3				A	
10	MF241265			BOLT, W/WASHER	1	1	1	1				A	

45-02 WATER PUMP PULLEY

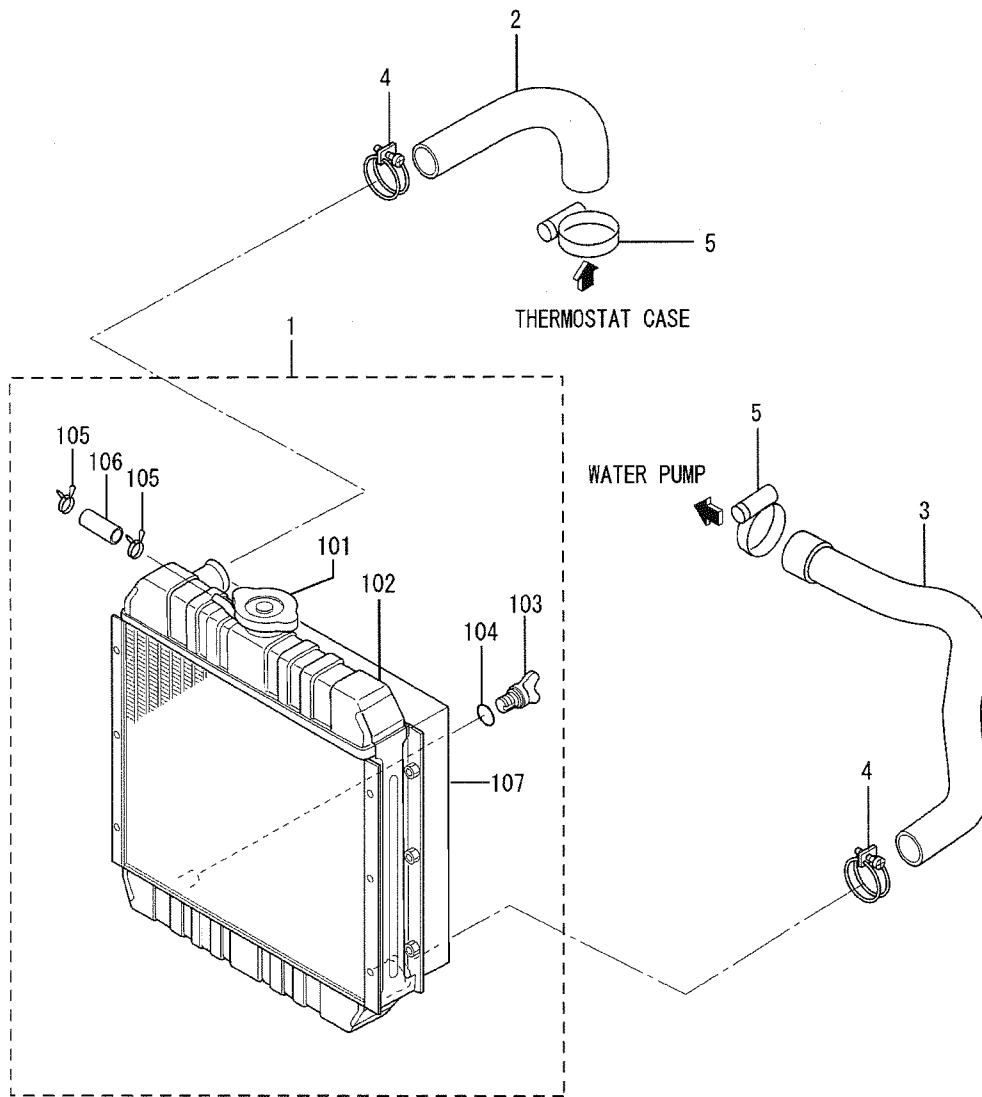


REF. -NO.	PART NO.	R / P	S E N G G	PART NAME & DESCRIPTION	MODEL & QTY				APPLICABLE SERIAL NO.		M / R	V R D
					61S D	Y16 2SD	Y26 2SD	Z26 1SD	FROM@-	-@UPTO		
1	32A45-02100			PULLEY, WATER PUMP	1	1	1	1				

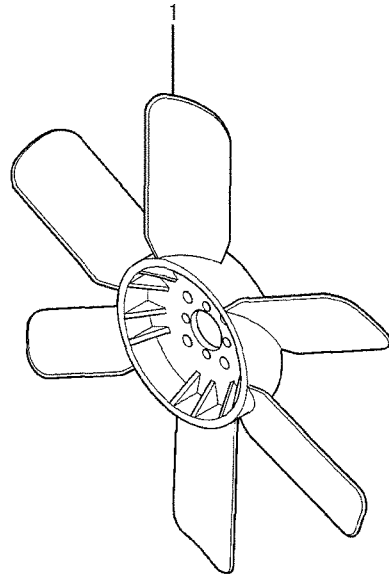


REF. -NO.	PART NO.	R / P	S E N G G	PART NAME & DESCRIPTION	MODEL & QTY				APPLICABLE SERIAL NO.		M / R D
					61S D	Y16 2SD	Y26 2SD	Z26 1SD	FROM@-	-@UPTO	
1	*			THERMOSTAT ASSY	1	1	1	1			
2	MF140227			BOLT, FLANGE	2	2	2	2			
3	32A46-01101			COVER, THERMOSTAT	1	1	1	1			
4	32A46-01200			C GASKET, THERMOSTAT	1	1	.	.		@023835	A
	32A46-01400	3	1	GASKET, THERMOSTAT	1	1	.	.			A
	32A46-01400			A GASKET, THERMOSTAT	.	.	1	.	028184-		A
	32A46-01400			A GASKET, THERMOSTAT	.	.	.	1	049757-		A V
5	32A46-02100			THERMOSTAT	1	1	1	1			
6	32A46-10030			CASE ASSY, THERMOSTAT	1	1	1	1			
7	*			PIPE, THERMOSTAT	1	1	1	1			
8	*			CASE, THERMOSTAT	1	1	1	1			
9	34446-05300			GASKET	1	1	1	1			A
10	MF241268			BOLT, W/WASHER	1	1	1	1			A
11	MF240062			BOLT, W/WASHER	1	1	1	1			A
12	32C46-01500			HOSE, BY-PASS	1	1	1	1			
13	32A46-03100			CLAMP, HOSE	2	2	2	2			
14	MM316248			PLUG, DRAIN	1	1	1	1			A
15	30636-25901			GASKET	1	1	1	1			A

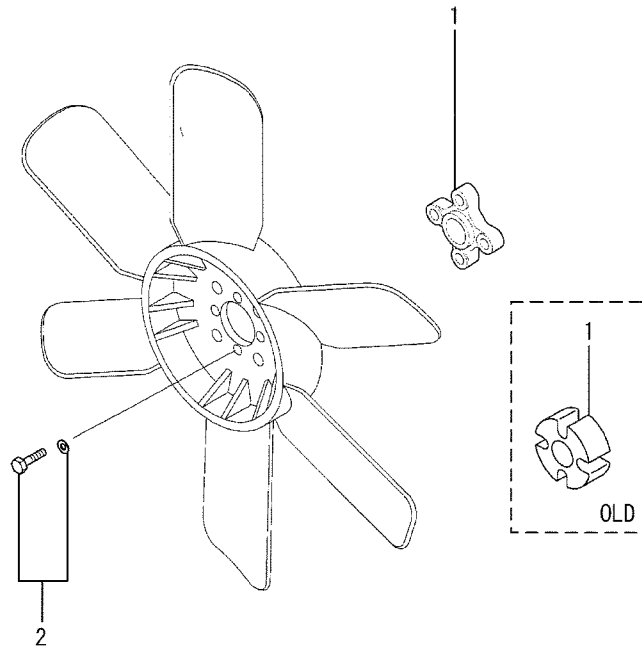
47 RADIATOR



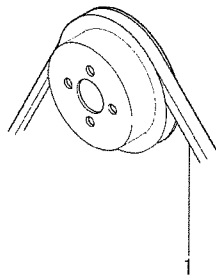
REF. -NO.	PART NO.	R / P	S E N G G	PART NAME & DESCRIPTION	MODEL & QTY					APPLICABLE SERIAL NO.		M / R	V R D
					61S	Y16	Y26	Z26		FROM@-	-@UPTO		
					D	2SD	2SD	1SD					
1	32C47-01010			RADIATOR ASSY	1	1	1	1					
1 01	34547-03600			CAP, PRESSURE	1	1	1	1					
1 02	*			BODY	1	1	1	1					
1 03	92301-02600			COCK	1	1	1	1					
1 04	F3150-00700			O-RING	1	1	1	1					A
1 05	54701-01400			CLIP	2	2	2	2					
1 06	42790-01316			HOSE	1	1	1	1					
1 07	32C47-01100			SHROUD	1	1	1	1					
2	32C47-00700			HOSE, RUBBER	1	1	1	1					A
3	32C47-00800			HOSE, RUBBER	1	1	1	1					A
4	05317-01700			CLAMP, HOSE	2	2	2	2					
5	F4300-04701			CLAMP, HOSE	2	2	2	2					



REF. -NO.	PART NO.	R / P	S E N P Q G	PART NAME & DESCRIPTION	MODEL & QTY				APPLICABLE SERIAL NO.		M / R	V R D
					61S	Y16	Y26	Z26	FROM@-	-@UPTO		
					D	2SD	2SD	1SD				
1	32C48-00400			FAN, COOLING	1	1	1	1				

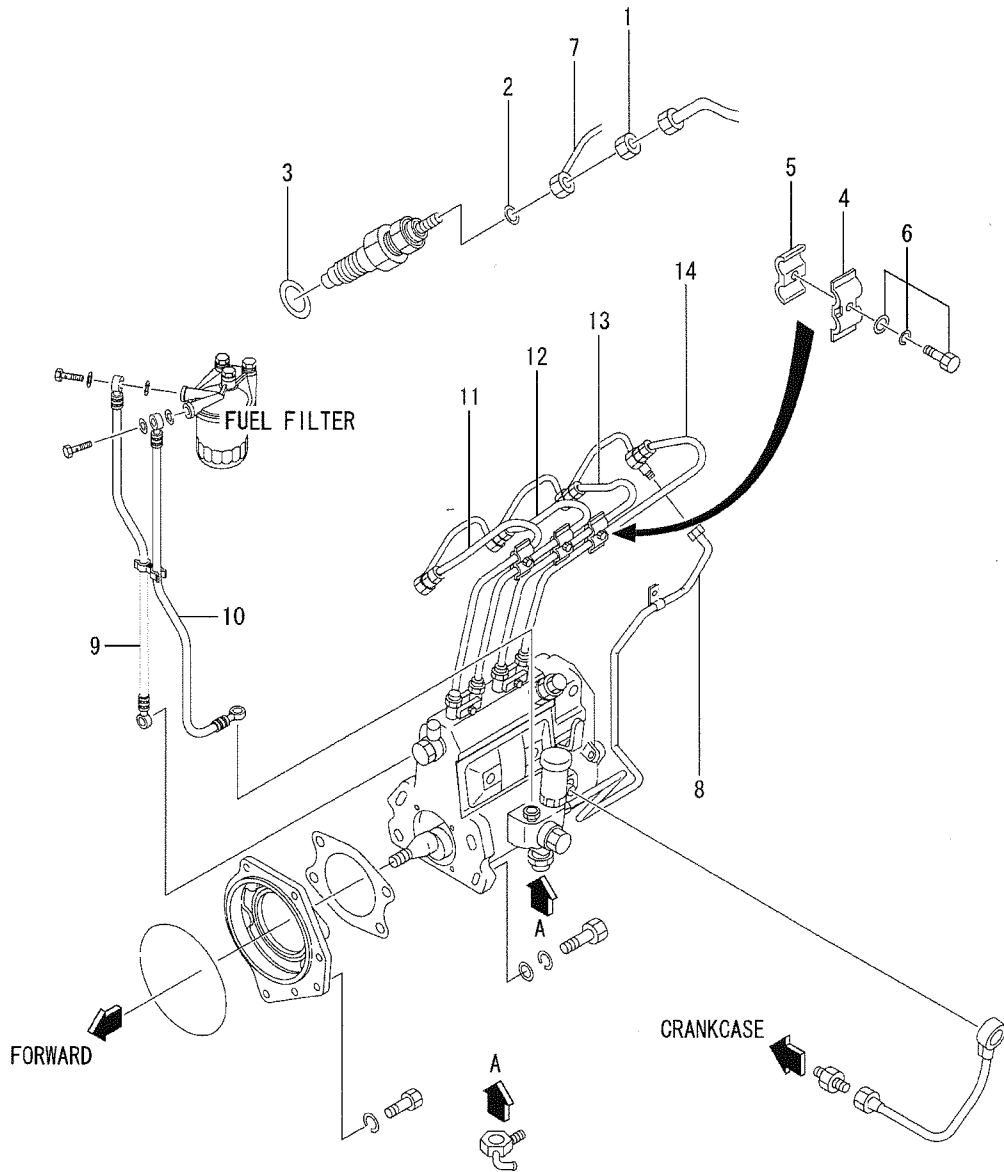


REF. -NO.	PART NO.	R / P	S E N Q G	PART NAME & DESCRIPTION	MODEL & QTY				APPLICABLE SERIAL NO.		M / R	V R D
					61S D	Y16 2SD	Y26 2SD	Z26 1SD	FROM@-	-@UPTO		
1	32C48-01101 32C48-01104 32C48-01105 32C48-01105 32C48-01105	R R R A A	C 1 C 2 A A	SPACER, FAN SPACER, FAN SPACER, FAN SPACER, FAN SPACER, FAN	1 1 1 . .	1 1 1 1 1	028184- 049757-			V
2	MF241259			BOLT, W/WASHER	4	4	4	4				A



61-00-01 FUEL SYSTEM

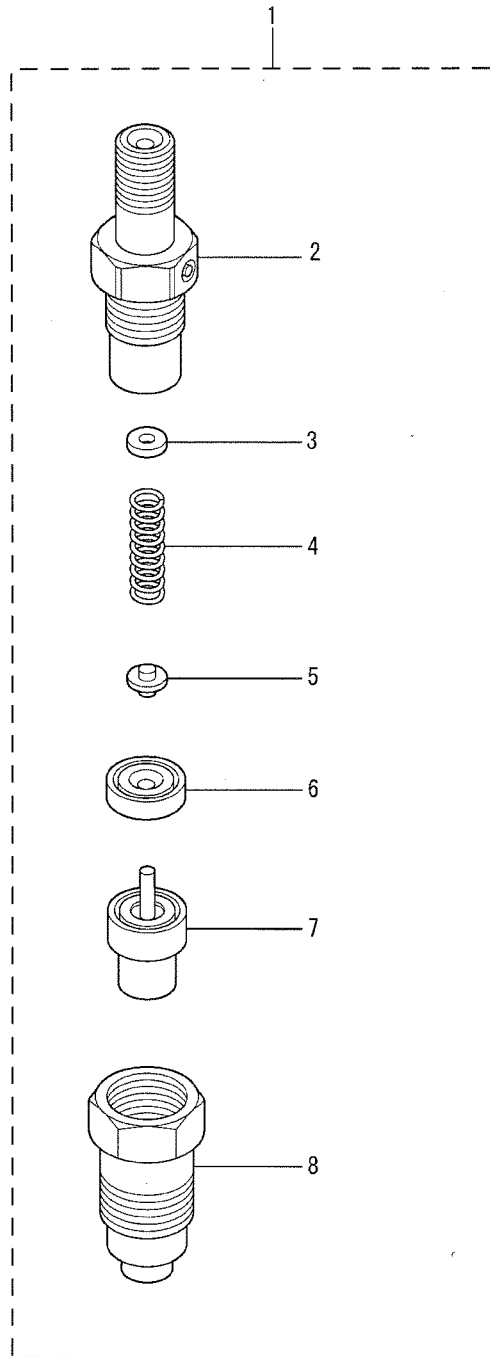
- 68-



61-00-01 FUEL SYSTEM

REF. -NO.	PART NO.	R / P	S EN Q G	PART NAME & DESCRIPTION	MODEL & QTY				APPLICABLE SERIAL NO.		M / R	V R D
					61S D	Y16 2SD	Y26 2SD	Z26 1SD	FROM@-	-@UPTO		
1	MD068353			NUT	4	4	4	4			A	V
2	MD068355			GASKET, FUEL RETURN	4	4	4	4			A	V
3	MD070717			GASKET, HOLDER	4	4	4	4			A	V
4	MM430703			CLAMP	3	3	3	3				
5	MM430614			CLAMP	3	3	3	3				
6	MF243628			BOLT, W/WASHER	3	3	3	3			A	V
7	32C61-04100			PIPE, FUEL LEAK OFF	1	1	1	1				
8	32C61-03301			C PIPE, FUEL RETURN	1	-	-	-		-024715		
	32C61-13300	3	1	PIPE, FUEL RETURN	1	1	-	-				
	32C61-13300			A PIPE, FUEL RETURN	-	-	1	-	028184-			
9	32C61-13300			A PIPE, FUEL RETURN	-	-	-	1	049757-			V
10	ME910-33801			HOSE, FUEL FEED	1	1	1	1				
11	ME910325			HOSE, FUEL FEED	1	1	1	1				
	32C61-01500			C PIPE, INJECTION NO. 1	1	-	-	-				
	32C61-01501	R	1	PIPE, INJECTION NO. 1	1	1	-	-				
	32C61-01501			A PIPE, INJECTION NO. 1	-	-	1	-	028184-			
	32C61-01501			A PIPE, INJECTION NO. 1	-	-	-	1	049757-			V
12	32C61-01600			C PIPE, INJECTION NO. 2	1	-	-	-				
	32C61-01601	R	1	PIPE, INJECTION NO. 2	1	1	-	-				
	32C61-01601			A PIPE, INJECTION NO. 2	-	-	1	-	028184-			
13	32C61-01601			A PIPE, INJECTION NO. 2	-	-	-	1	049757-			V
	32C61-01700			C PIPE, INJECTION NO. 3	1	-	-	-				
	32C61-01701	R	1	PIPE, INJECTION NO. 3	1	1	-	-				
	32C61-01701			A PIPE, INJECTION NO. 3	-	-	1	-	028184-			
	32C61-01701			A PIPE, INJECTION NO. 3	-	-	-	1	049757-			V
14	32C61-01800			C PIPE, INJECTION NO. 4	1	-	-	-				
	32C61-01801	R	1	PIPE, INJECTION NO. 4	1	1	-	-				
	32C61-01801			A PIPE, INJECTION NO. 4	-	-	1	-	028184-			
	32C61-01801			A PIPE, INJECTION NO. 4	-	-	-	1	049757-			V

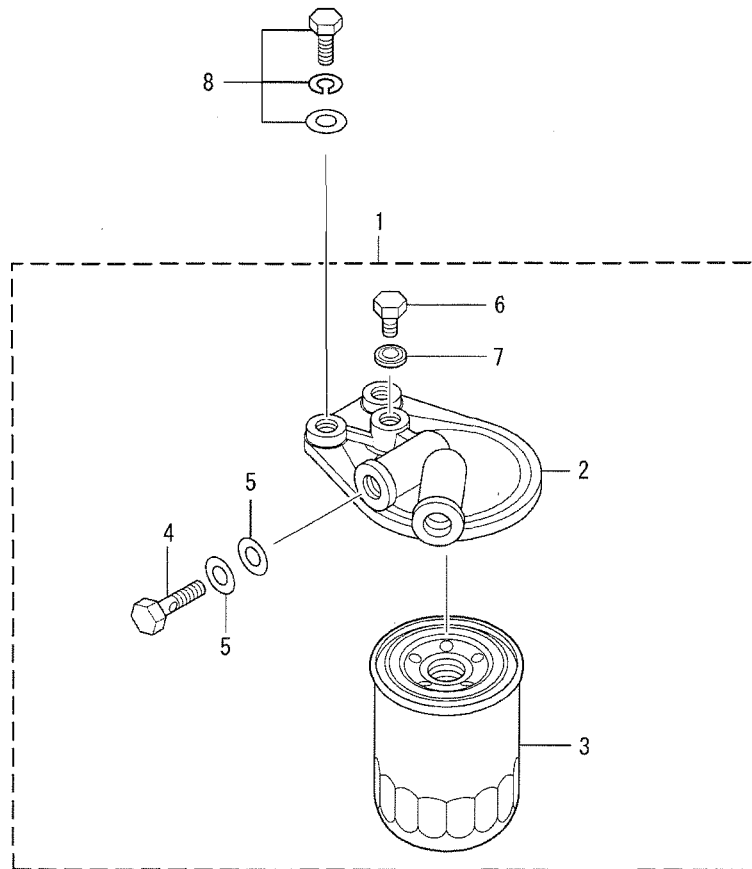
61-00-02 NOZZLE



61-00-02 NOZZLE

REF. -NO.	PART NO.	R / P	S C E N G G	PART NAME & DESCRIPTION	MODEL & QTY				APPLICABLE SERIAL NO.		M / R	V R D
					61S D	Y16 2SD	Y26 2SD	Z26 1SD	FROM@-	-@UPTO		
1	MM435-94101			NOZZLE & HOLDER ASSY	4	4	4	4			A	
2	MM514048			BODY SUB ASSY	4	4	4	4			A	
3	MD603490			WASHER T=1.25	AR	AR	AR	AR			A	
	MD603491			WASHER T=1.30	AR	AR	AR	AR			A	
	MD603492			WASHER T=1.35	AR	AR	AR	AR			A	
	MD603493			WASHER T=1.40	AR	AR	AR	AR			A	
	MD603494			WASHER T=1.45	AR	AR	AR	AR			A	
	MD603495			WASHER T=1.50	AR	AR	AR	AR			A	
	MD603496			WASHER T=1.55	AR	AR	AR	AR			A	
	MD603497			WASHER T=1.60	AR	AR	AR	AR			A	
	MD603498			WASHER T=1.65	AR	AR	AR	AR			A	
	MD603499			WASHER T=1.70	AR	AR	AR	AR			A	
4	MM514047			SPRING, PRESSURE	4	4	4	4			A	
5	MM501838			PIN, PRESSURE	4	4	4	4			A	
6	MM501841			PIECE, DISTANCE	4	4	4	4			A	
7	MD603660			NOZZLE ASSY	4	4	4	4			A	
8	MM514380			NUT, NOZZLE RETAINING	4	4	4	4			A	

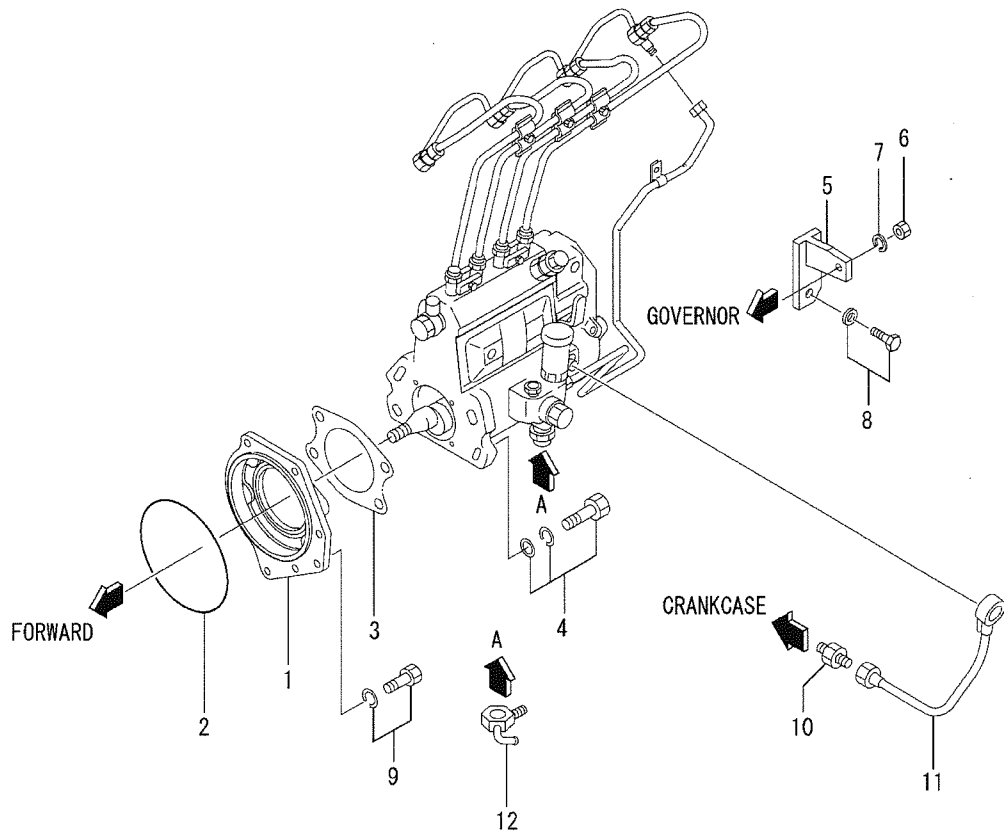
FUEL FILTER



REF. -NO.	PART NO.	R / P	S E N G G	PART NAME & DESCRIPTION	MODEL & QTY				APPLICABLE SERIAL NO.		M / R D
					61S D	Y16 2SD	Y26 2SD	Z26 1SD	FROM@-	-@UPTO	
1	34462-00011			FILTER ASSY, FUEL	1	1	1	1			A
2	34462-00201			BRACKET, FUEL FILTER	1	1	1	1			A
3	34462-00300			ELEMENT ASSY	1	1	1	1			A
4	MH037087			BOLT, EYE	2	2	2	2			A
5	05946-01401			WASHER, SEALING	4	4	4	4			A
6	MH037084			PLUG, AIR	1	1	1	1			A
7	05946-00801			WASHER, SEALING	1	1	1	1			A
8	MF244855			BOLT, W/WASHER	2	2	2	2			A

65-01-01 FUEL INJECTION PUMP

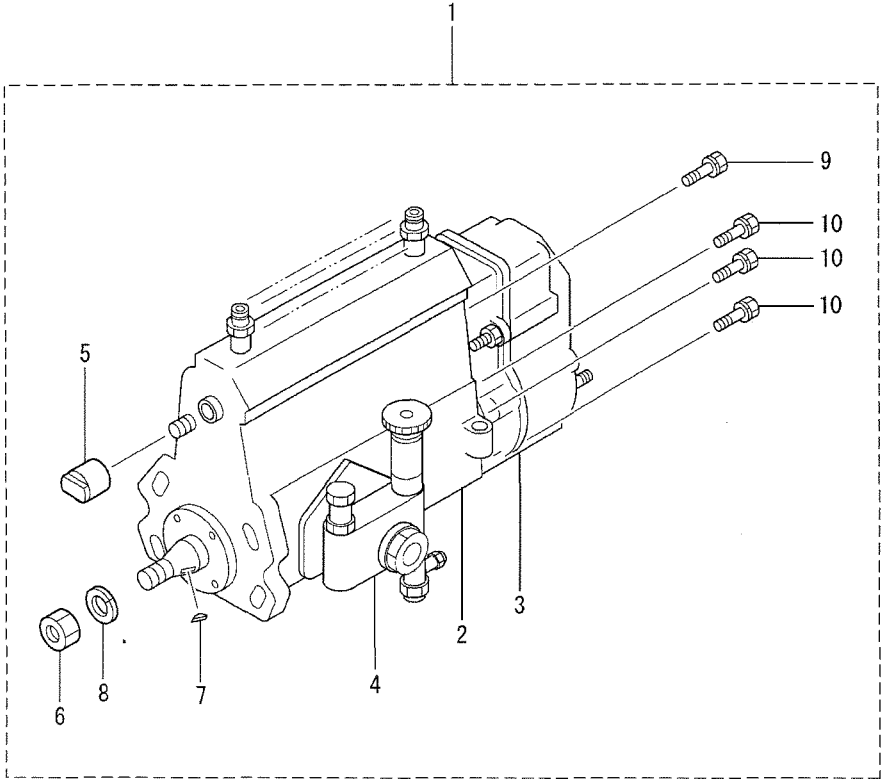
- 74-



65-01-01 FUEL INJECTION PUMP

REF. -NO.	PART NO.	R / P	S E N G G	PART NAME & DESCRIPTION	MODEL & QTY					APPLICABLE SERIAL NO.		M / R	V R D	
					61S	Y16	Y26	Z26			FROM@-			-@UPTO
					D	2SD	2SD	1SD						
1	32C61-05201		C	FLANGE, INJ PUMP	1	.	.	.						
	32C61-05202	R 1		FLANGE, INJ PUMP	1	1	.	.						
	32C61-05202		A	FLANGE, INJ PUMP	.	.	1	.		028184-				
	32C61-05202		A	FLANGE, INJ PUMP	.	.	.	1		049757-			V	
2	31361-01300			O-RING	1	1	1	1					A	
3	30661-51300			GASKET	1	1	1	1					A	
4	F2015-10035			BOLT, W/WASHER	4	4	4	4					A	
5	32C61-08100		C	BRACKET, PUMP	1	.	.	.		012536@				
	32C61-08101	R 1		BRACKET, PUMP	1	1	.	.		012536@				
	32C61-08101		A	BRACKET, PUMP	.	.	1	.		028184-				
6	32C61-08101		A	BRACKET, PUMP	.	.	.	1		049757-			V	
	F2300-08000		A	NUT	1	1	.	.		012536@			A	
	F2300-08000		A	NUT	.	.	1	.		028184-			A	
	F2300-08000		A	NUT	.	.	.	1		049757-			A V	
7	F2515-08000		A	WASHER, SPRING	1	1	.	.		012536@			A	
	F2515-08000		A	WASHER, SPRING	.	.	1	.		028184-			A	
	F2515-08000		A	WASHER, SPRING	.	.	.	1		049757-			A V	
8	F1805-10020		A	BOLT, W/WASHER	1	1	.	.		012536@			A	
	F1805-10020		A	BOLT, W/WASHER	.	.	1	.		028184-			A	
	F1805-10020		A	BOLT, W/WASHER	.	.	.	1		049757-			A V	
9	MF240054			BOLT, W/WASHER	1	1	1	1					A	
10	00434-06010		C	CONNECTOR	1	.	1	.			@046313			
	F4440-06300	N 1		CONNECTOR	1	.	1	.		046314@			V	
	00434-06010			CONNECTOR	.	1	.	.						
	F4440-06300		A	CONNECTOR	.	.	.	1		049757-			V	
11	32C36-00100		C	PIPE, OIL	1	.	1	.			@046313			
	32C36-10100	N 1		PIPE, OIL	1	.	1	.		046314@			V	
	32C36-00100			PIPE, OIL	.	1	.	.						
	32C36-10100		A	PIPE, OIL	.	.	.	1		049757-			V	
12	30661-50802			JOINT, EYE	1	1	1	1						

65-01-02 FUEL INJECTION PUMP GENERAL

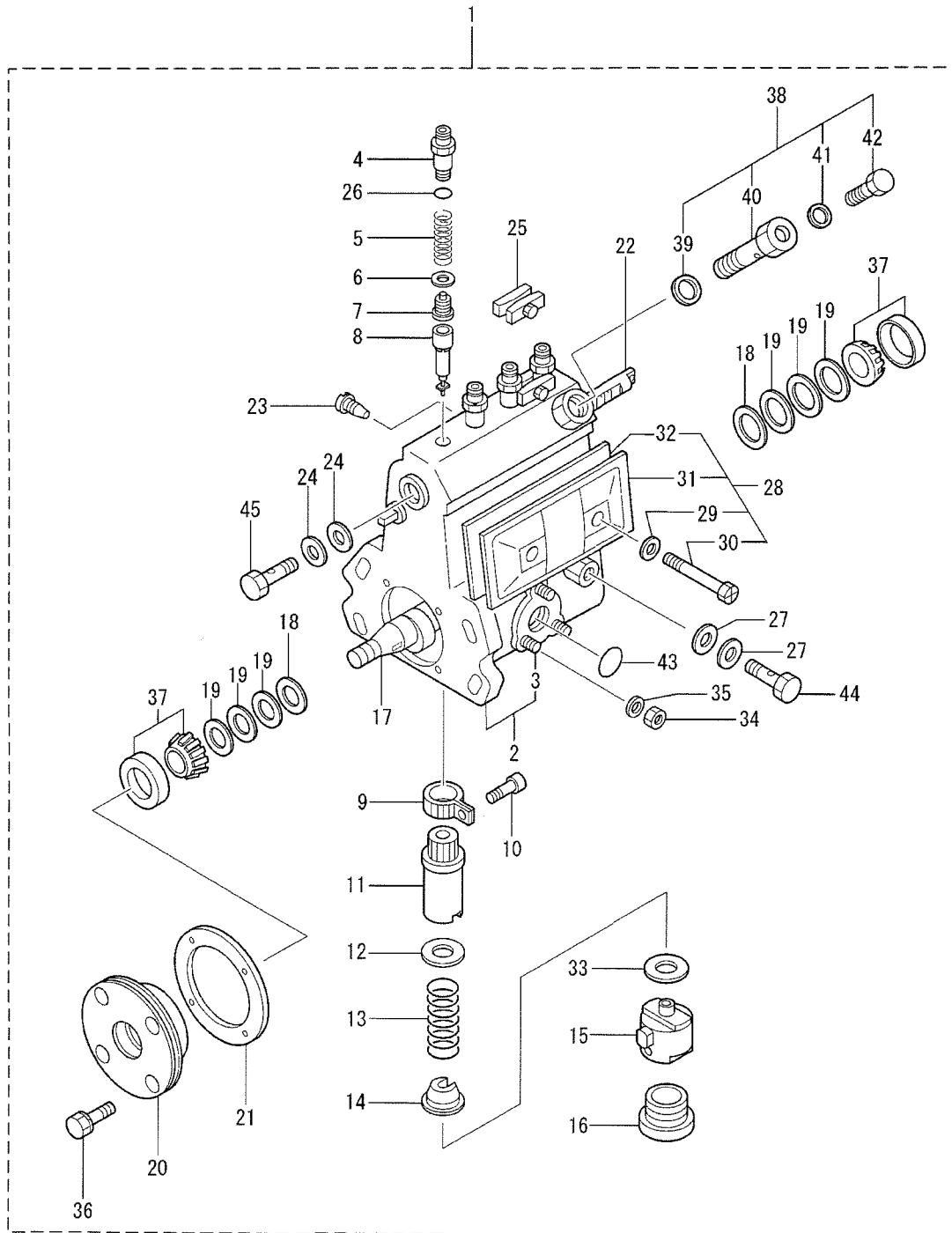


65-01-02 FUEL INJECTION PUMP GENERAL

REF. -NO.	PART NO.	R / P	S EN Q G	PART NAME & DESCRIPTION	MODEL & QTY				APPLICABLE SERIAL NO.		M / R	V R D
					61S D	Y16 2SD	Y26 2SD	Z26 1SD	FROM@-	-@UPTO		
1	32C65-04010		C	PUMP ASSY, INJECTION	1	.	.	.				
	32C65-04011	R	1	PUMP ASSY, INJECTION	1	1	.	.				
	32C65-04040		A	PUMP ASSY, INJECTION	.	.	1	.	028184-			
	32C65-04011		A	PUMP ASSY, INJECTION	.	.	.	1	049757-			V
2	*			BODY ASSY, INJ PUMP	1	1	1	1				
3	*			GOVERNOR ASSY	1	1	1	1				
4	34461-09050			PUMP ASSY, FEED	1	1	1	1				
5	09001-80081			COVER, CONTROL RACK	1	1	1	1				
6	94905-02450			NUT, HEXAGON	1	1	1	1				
7	94913-00190			KEY, WOODRUFF	1	1	1	1				
8	94901-50500			WASHER, SPRING	1	1	1	1				A
9	91518-08221			BOLT, W/WASHER	1	1	1	1				A
10	91418-06161			BOLT, W/WASHER	6	6	6	6				A

65-01-03 INJECTION PUMP

- 78-

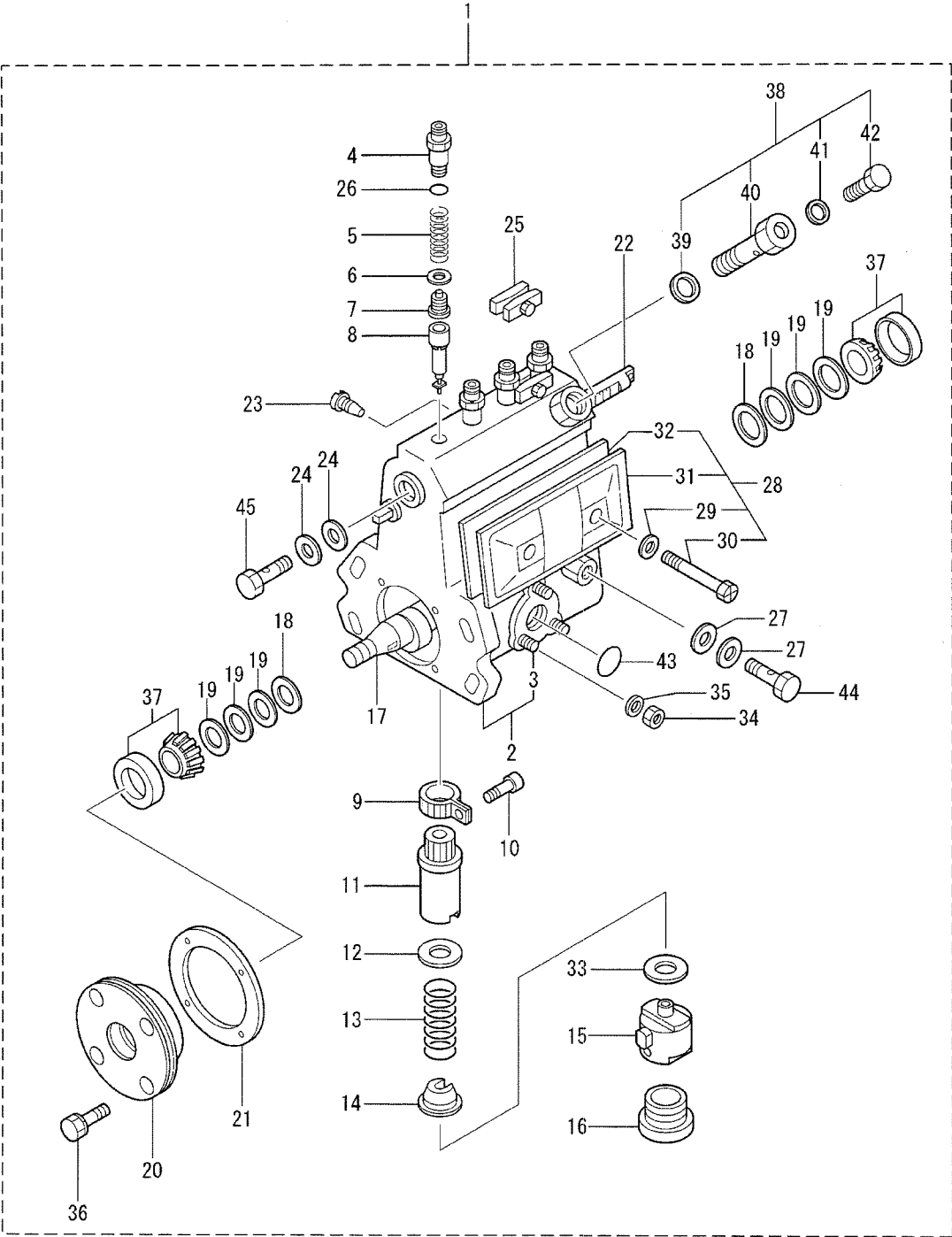


65-01-03 INJECTION PUMP

REF. NO.	PART NO.	R / P	S C E N G G	PART NAME & DESCRIPTION	MODEL & QTY				APPLICABLE SERIAL NO.		M / R	V R D
					61S D	Y16 2SD	Y26 2SD	Z26 1SD	FROM@-	-@UPTO		
1	*			BODY ASSY, INJ PUMP	1	1	1	1				
2	19011-05060			HOUSING KIT, INJ PUMP	1	1	1	1				
3	94904-30010			BOLT, STUD	3	3	3	3				A
4	09013-10330			HOLDER, DELIVERY	4	4	4	4				
5	09013-60020			SPRING, DELIVERY	4	4	4	4				
6	09013-70100			GASKET, DELIVERY	4	4	4	4				A
7	09014-00660			VALVE SUB ASSY	4	4	4	4				
8	09015-02980			ELEMENT SUB ASSY	4	4	4	4				A
9	09015-60010			PINION, CONTROL	4	4	4	4				
10	09015-70010			SCREW, PINION CLAMP	4	4	4	4				
11	09016-10330			SLEEVE, CONTROL	4	4	4	4				
12	09016-30191			SEAT, SPRING UPPER	4	4	4	4				
13	09016-40090			SPRING, PUMP PLUNGER	4	4	4	4				A
14	09016-50160			SEAT, SPRING LOWER	4	4	4	4				
15	09017-00070			TAPPET SUB ASSY	4	4	4	4				
16	09018-90090			PLUG, FELT PLATE	4	4	4	4				
17	09019-10081			CAMSHAFT	1	1	1	1				
18	09019-30020			RING, ADJUSTING	2	2	2	2				
19	09019-40010			PLATE, CAMSHAFT SHIM T=0.10	AR	AR	AR	AR				
	09019-40020			PLATE, CAMSHAFT SHIM T=0.12	AR	AR	AR	AR				
	09019-40030			PLATE, CAMSHAFT SHIM T=0.14	AR	AR	AR	AR				
	09019-40040			PLATE, CAMSHAFT SHIM T=0.16	AR	AR	AR	AR				
	09019-40050			PLATE, CAMSHAFT SHIM T=0.18	AR	AR	AR	AR				
	09019-40060			PLATE, CAMSHAFT SHIM T=0.50	AR	AR	AR	AR				
	09019-40110			PLATE, CAMSHAFT SHIM T=0.30	AR	AR	AR	AR				
	09019-40140			PLATE, CAMSHAFT SHIM T=1.00	AR	AR	AR	AR				
	09019-40150			PLATE, CAMSHAFT SHIM T=1.50	AR	AR	AR	AR				
	09019-40290			PLATE, CAMSHAFT SHIM T=2.00	AR	AR	AR	AR				
	09019-40400			PLATE, CAMSHAFT SHIM T=0.03	AR	AR	AR	AR				
20	09020-10300			COVER, BEARING	1	1	1	1				
21	09020-60160			GASKET, BEARING COVER	1	1	1	1				A
22	09021-20020			RACK, CONTROL	1	1	1	1				
23	09021-50060			SCREW, RACK GUIDE	1	1	1	1				
24	09022-20070			WASHER, PIPE UNION	2	2	2	2				
25	09023-00050			PLATE SET, LOCK	2	2	2	2				
26	94914-02570			O-RING	4	4	4	4				A
27	09025-10010			WASHER, DRAIN UNION	2	2	2	2				
28	09027-01460			COVER SUB ASSY, INJ	1	1	1	1				
29	09024-30030			PACKING, AIR BLEEDER	2	2	2	2				A
30	09027-60030			SCREW	2	2	2	2				A
31	09027-50182			COVER, PLATE	1	1	1	1				
32	09027-20210			GASKET, COVER PLATE	1	1	1	1				A
33	09031-10010			PLATE, TAPPET SHIM T=0.60	AR	AR	AR	AR				
	09031-10020			PLATE, TAPPET SHIM T=0.70	AR	AR	AR	AR				
	09031-10030			PLATE, TAPPET SHIM T=0.80	AR	AR	AR	AR				
	09031-10040			PLATE, TAPPET SHIM T=0.90	AR	AR	AR	AR				
	09031-10050			PLATE, TAPPET SHIM T=1.00	AR	AR	AR	AR				
	09031-10060			PLATE, TAPPET SHIM T=1.10	AR	AR	AR	AR				
	09031-10070			PLATE, TAPPET SHIM T=1.20	AR	AR	AR	AR				
	09031-10080			PLATE, TAPPET SHIM T=1.30	AR	AR	AR	AR				

65-01-03 INJECTION PUMP

- 80-

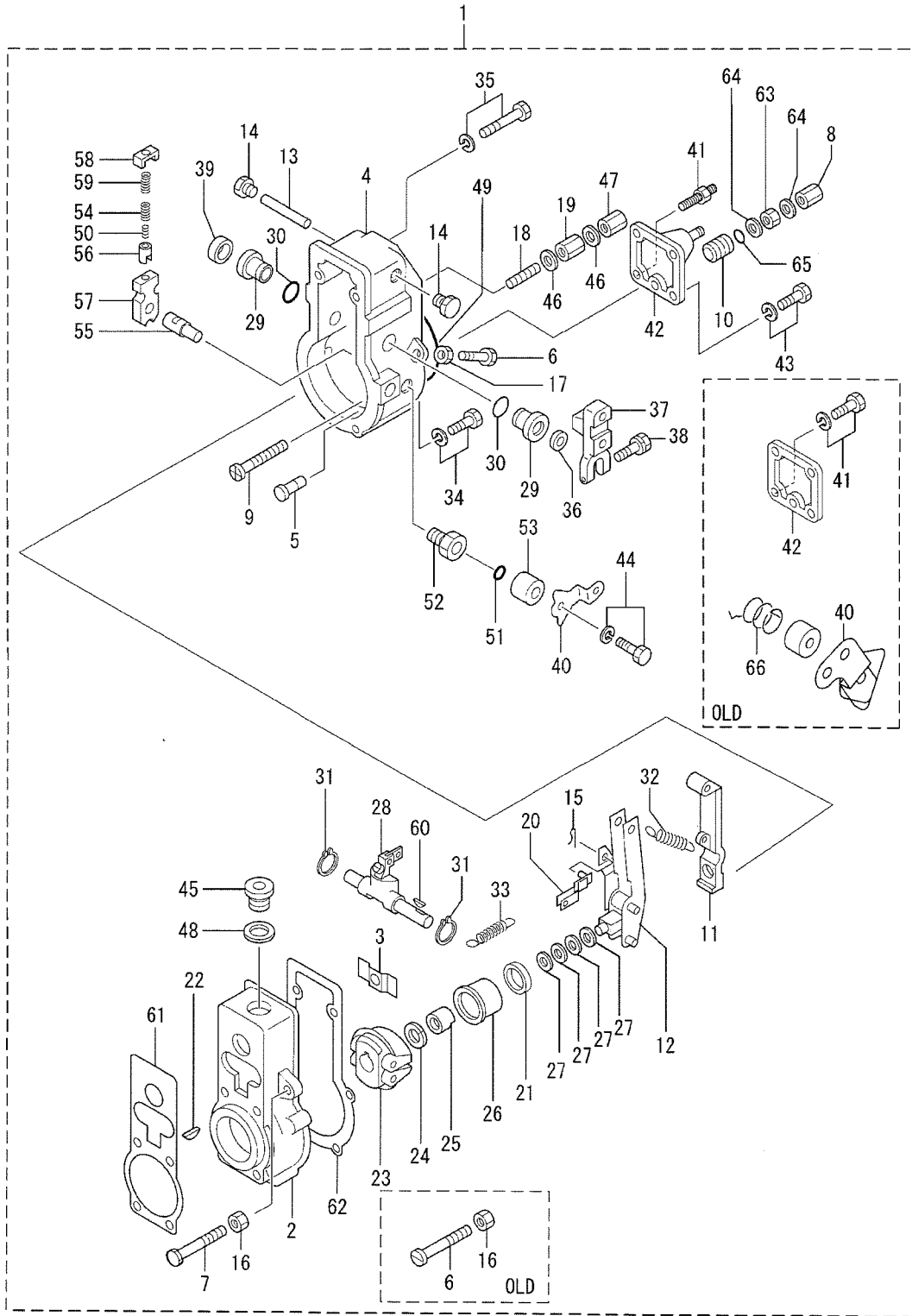


65-01-03 INJECTION PUMP

REF. -NO.	PART NO.	R / P	S C E N G G	PART NAME & DESCRIPTION	MODEL & QTY				APPLICABLE SERIAL NO.		M / R	V R D
					61S D	Y16 2SD	Y26 2SD	Z26 1SD	FROM@-	-@UPTO		
33	09031-10090			PLATE, TAPPET SHIM T=1.40	AR	AR	AR	AR				
	09031-10100			PLATE, TAPPET SHIM T=0.10	AR	AR	AR	AR				
	09031-10110			PLATE, TAPPET SHIM T=0.20	AR	AR	AR	AR				
	09031-10120			PLATE, TAPPET SHIM T=0.30	AR	AR	AR	AR				
	09031-10130			PLATE, TAPPET SHIM T=0.40	AR	AR	AR	AR				
34	09031-10140			PLATE, TAPPET SHIM T=0.50	AR	AR	AR	AR				
	09031-10150			PLATE, TAPPET SHIM T=0.15	AR	AR	AR	AR				
	09031-10290			PLATE, TAPPET SHIM T=0.13	AR	AR	AR	AR				
34	90160-06051		NUT, HEXAGON	3	3	3	3					
35	90258-06001		WASHER, SPRING	3	3	3	3				A	
36	94904-71360		BOLT, W/WASHER	4	4	4	4				A	
37	94910-10120		BEARING, ROLLER	2	2	2	2				A	
38	09024-00010		BLEEDER SUB ASSY, AIR	1	1	1	1					
39	09024-10010		WASHER, NIPPLE	1	1	1	1					
40	09024-20010		NIPPLE, AIR BLEEDER	1	1	1	1					
41	09024-30030		PACKING, AIR BLEEDER	1	1	1	1				A	
42	09024-40010		SCREW, AIR BLEEDER	1	1	1	1					
43	94914-00380		O-RING	1	1	1	1				A	
44	94918-00060		SCREW, HOLLOW	1	1	1	1					
45	94918-00310		SCREW, HOLLOW	1	1	1	1					

65-01-04 GOVERNOR (FOR 61SD)

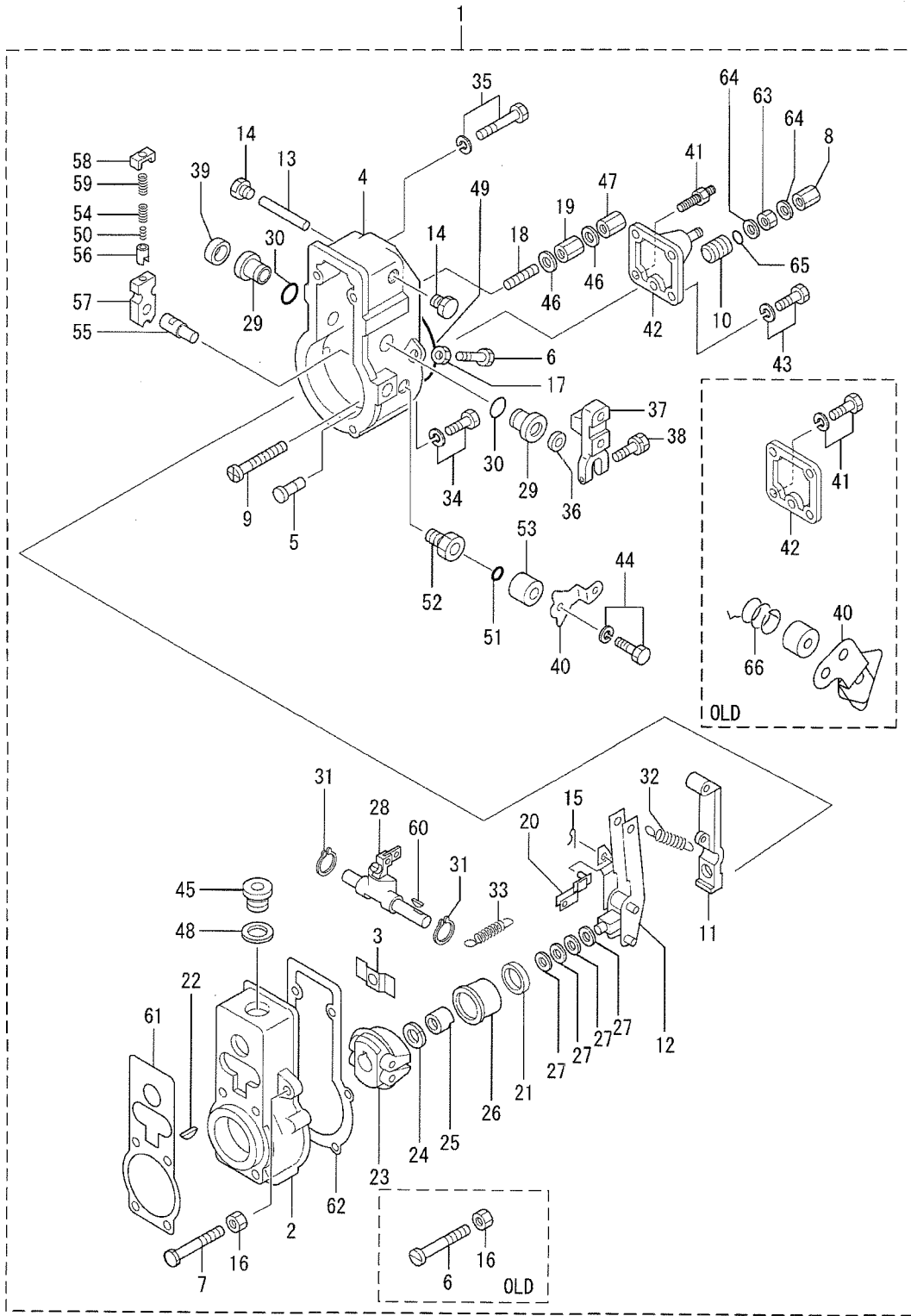
- 82-



REF. -NO.	PART NO.	R / P	S C E N / E N G G	PART NAME & DESCRIPTION	MODEL & QTY					APPLICABLE SERIAL NO.		M / R	V / R D
					61S	Y16	Y26	Z26		FROM@-	-@UPTO		
					D	2SD	2SD	1SD					
1	*			GOVERNOR ASSY	1	.	.	.					
2	09081-00660			HOUSING SUB ASSY	1	.	.	.					
3	09087-80030			PLATE	1	.	.	.					
4	09101-11670			COVER, GOVERNOR	1	.	.	.					
5	09101-40090			PIN, STOP	1	.	.	.					
6	09102-40031			Q SCREW, ADJUSTING	2	.	.	.					
	09102-40031	1		SCREW, ADJUSTING	1	.	.	.	017158@	@017157	A		
7	09102-40120	A		SCREW, ADJUSTING	1	.	.	.	017158@		A		
8	09103-10151			NUT, CAP	1	.	.	.					
9	09100-60150			SCREW, ADJUSTING	1	.	.	.				A	
10	09094-40310			BUSHING	1	.	.	.					
11	09090-10150			LEVER, TENSION	1	.	.	.					
12	09093-00041			LEVER ASSY, CONTROL	1	.	.	.					
13	09098-90010			SHAFT, LEVER SUPPORT	1	.	.	.					
14	09099-10010			PLUG, SCREW	2	.	.	.					
15	90400-02101			PIN, SPLIT	1	.	.	.				A	
16	94805-30051			NUT, HEXAGON W/HOLE	1	.	.	.				A	
17	94805-30051			NUT, HEXAGON W/HOLE	1	.	.	.					
18	09056-00170			CAPSULE, FULL STOP	1	.	.	.					
19	09092-30060			NUT, ADAPTER LOCK	1	.	.	.					
20	09097-00170			SHACKLE ASSY	1	.	.	.					
21	94910-00010			BEARING, BALL	1	.	.	.				A	
22	94913-00050			KEY, WOODRUFF	1	.	.	.					
23	09084-00660			FLYWEIGHT ASSY	1	.	.	.					
24	94901-50500			WASHER, SPRING	1	.	.	.				A	
25	09084-40010			NUT, ROUND	1	.	.	.					
26	09086-10010			SLEEVE, GOVERNOR	1	.	.	.					
27	94901-34060			WASHER, PLATE	AR	.	.	.				A	
	94901-34070			WASHER, PLATE	AR	.	.	.				A	
	94901-34080			WASHER, PLATE	AR	.	.	.				A	
	94901-34090			WASHER, PLATE	AR	.	.	.				A	
	94901-34100			WASHER, PLATE	AR	.	.	.				A	
28	09088-00140			LEVER ASSY, SWIVELING	1	.	.	.					
29	09089-20080			BUSHING, LEVER	2	.	.	.					
30	90801-20160			O-RING	2	.	.	.				A	
31	94907-10090			WASHER, SNAP	2	.	.	.					
32	09099-20410			SPRING, SPEED CONTROL	1	.	.	.					
33	09099-30010			SPRING, START	1	.	.	.				A	
34	94904-71760			BOLT, W/WASHER	4	.	.	.				A	
35	94904-71750			BOLT, W/WASHER	2	.	.	.				A	
36	94915-00210			SEAL, OIL	1	.	.	.				A	
37	09107-11420			C LEVER, ADJUSTING	1	.	.	.					
	09107-11930	R	1	LEVER, ADJUSTING	1	.	.	.					
38	94904-71190			BOLT, W/WASHER	1	.	.	.				A	
39	09109-40060			CAP, LEVER	1	.	.	.					
40	09109-00750			C LEVER STOP	1	.	.	.					
	09109-80950	R	1	LEVER STOP	1	.	.	.					
41	94904-72700			C BOLT, W/WASHER	2	.	.	.				A	
	94904-32250	R	1	BOLT, STUD	2	.	.	.				A	
42	09105-10930			C PLATE, COVER	1	.	.	.					

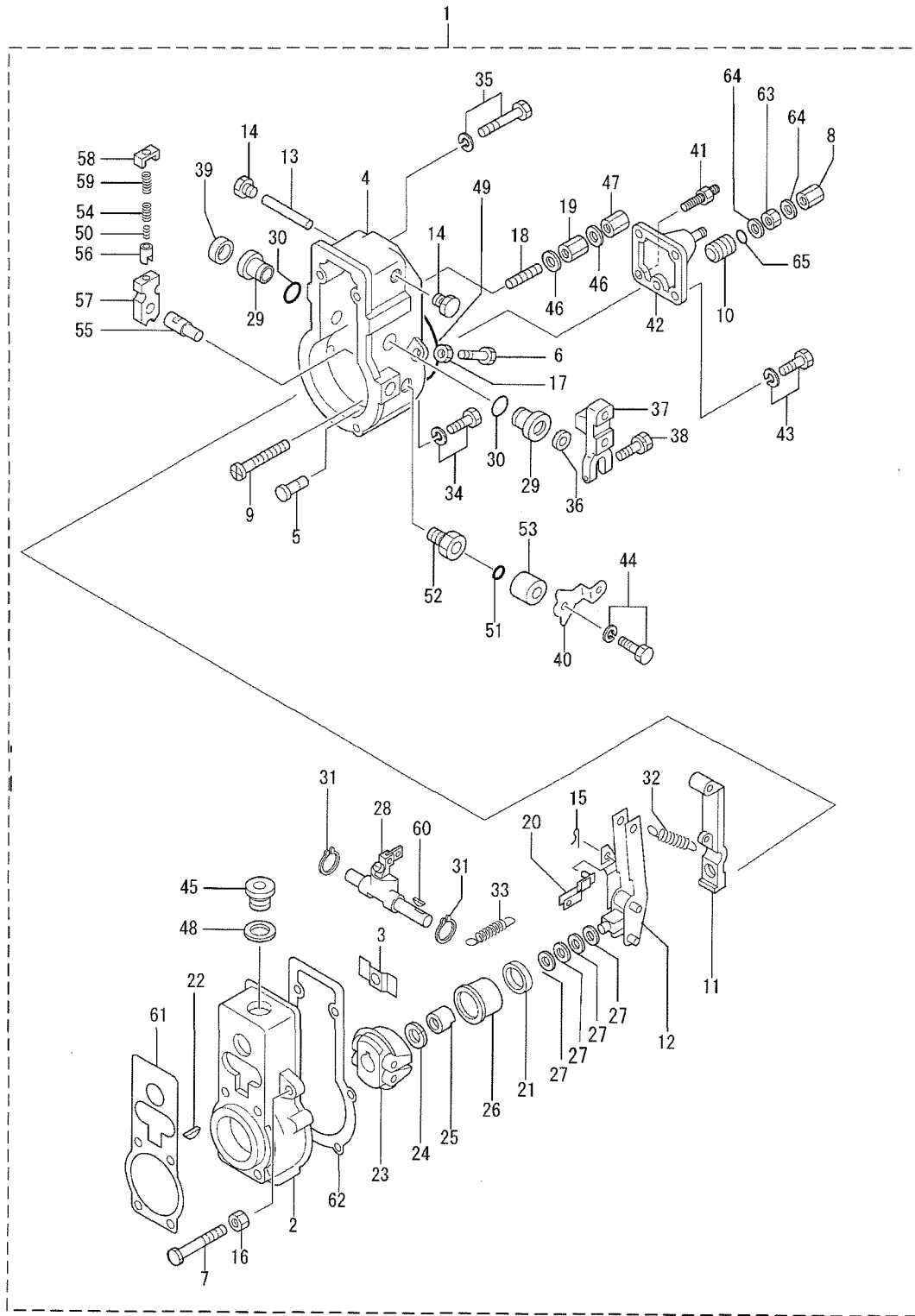
65-01-04 GOVERNOR (FOR 61SD)

- 84-



REF. -NO.	PART NO.	R / EN P QG	S C EN GG	PART NAME & DESCRIPTION	MODEL & QTY				APPLICABLE SERIAL NO.		M / V R D
					61S D	Y16 2SD	Y26 2SD	Z26 1SD	FROM@-	-@UPTO	
42	09105-00491	R	1	PLATE, COVER	1	.	.	.			
43	91418-06201	C		BOLT, W/WASHER	2	.	.	.			A
	94904-72701	R	1	BOLT, W/WASHER	2	.	.	.			A
44	91418-06141			BOLT, W/WASHER	1	.	.	.			A
45	09116-70050			PLUG, SCREW	1	.	.	.			
46	09024-10010			WASHER, NIPPLE	2	.	.	.			A
47	09103-10030			NUT, CAP	1	.	.	.			
48	94901-81550			WASHER, COPPER PLATE	1	.	.	.			
49	94906-21270			PACKING, RUBBER PLATE	1	.	.	.			A
50	09103-80040			SPRING	1	.	.	.			A
51	94914-00130			O-RING	1	.	.	.			A
52	09101-60020	C		BUSHING, BEARING	1	.	.	.			
	09101-60360	R	1	BUSHING, BEARING	1	.	.	.			
53	09104-30010			COVER, SPRING	1	.	.	.			
54	09103-80050			SPRING	1	.	.	.			A
55	09103-50240			SHAFT, MECH GOVERNOR	1	.	.	.			
56	09103-60010			CUP, SPRING	1	.	.	.			
57	09103-40161			LEVER, SUPPORT	1	.	.	.			
58	09103-30030			PLATE, CAP	1	.	.	.			
59	09103-80030			SPRING	1	.	.	.			A
60	94913-00030			KEY, WOODRUFF	1	.	.	.			
61	09082-30460			GASKET	1	.	.	.			A
62	09082-30420			GASKET	1	.	.	.			A
63	94905-03390			NUT, HEXAGON	1	.	.	.			
64	94901-81020			WASHER, COPPER PLATE	2	.	.	.			
65	90801-10120			O-RING	1	.	.	.			A
66	09104-20250	D		SPRING, RETURN	1	.	.	.		@017157	

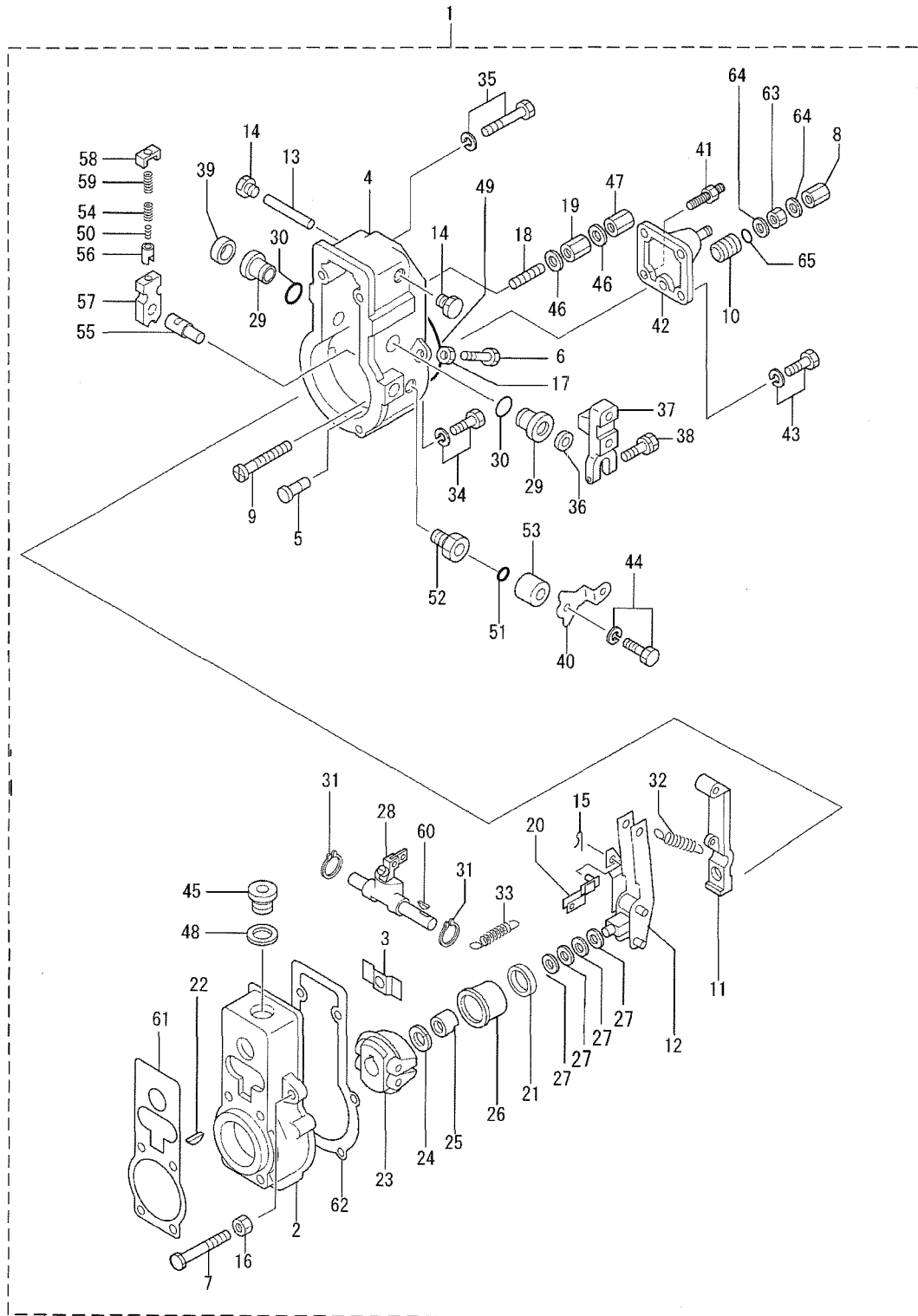
65-01-05 GOVERNOR (EXCEPT 61SD)



REF. -NO.	PART NO.	R / P	S E N G G	PART NAME & DESCRIPTION	MODEL & QTY				APPLICABLE SERIAL NO.		M / R	V R D
					61S D	Y16 2SD	Y26 2SD	Z26 1SD	FROM@-	-@UPTO		
1	*			GOVERNOR ASSY	•	1	1	1				
2	09081-00660			HOUSING SUB ASSY	•	1	1	1				
3	09087-80030			PLATE	•	1	1	1				
4	09101-11670			COVER, GOVERNOR	•	1	1	1				
5	09101-40090			PIN, STOP	•	1	1	1				
6	09102-40031			SCREW, ADJUSTING	•	1	1	1				A
7	09102-40120			SCREW, ADJUSTING	•	1	1	1				A
8	09103-10151			NUT, CAP	•	1	1	1				A
9	09100-60150			SCREW, ADJUSTING	•	1	1	1				A
10	09094-40310			BUSHING	•	1	1	1				
11	09090-10150			LEVER, TENSION	•	1	1	1				
12	09093-00041			LEVER ASSY. CONTROL	•	1	1	1				
13	09098-90010			SHAFT, LEVER SUPPORT	•	1	1	1				
14	09099-10010			PLUG, SCREW	•	2	2	2				
15	90400-02101			PIN, SPLIT	•	1	1	1				A
16	90190-08051			NUT, HEXAGON	•	1	1	1				A
17	94805-30051			NUT, HEXAGON W/HOLE	•	1	1	1				
18	09056-00170			CAPSULE, FULL STOP	•	1	1	1				
19	09092-30060			NUT, ADAPTER LOCK	•	1	1	1				
20	09097-00170			SHACKLE ASSY	•	1	1	1				
21	94910-00010			BEARING, BALL	•	1	1	1				A
22	94913-00050			KEY, WOODRUFF	•	1	1	1				
23	09084-00660			FLYWEIGHT ASSY	•	1	1	1				
24	94901-50500			WASHER, SPRING	•	1	1	1				A
25	09084-40010			NUT, ROUND	•	1	1	1				
26	09086-10010			SLEEVE, GOVERNOR	•	1	1	1				
27	94901-34060			WASHER, PLATE	•	AR	AR	AR				A
	94901-34070			WASHER, PLATE	•	AR	AR	AR				A
	94901-34080			WASHER, PLATE	•	AR	AR	AR				A
	94901-34090			WASHER, PLATE	•	AR	AR	AR				A
	94901-34100			WASHER, PLATE	•	AR	AR	AR				A
28	09088-00140			LEVER ASSY. SWIVELING	•	1	1	1				
29	09089-20080			BUSHING, LEVER	•	2	2	2				
30	90801-20160			O-RING	•	2	2	2				A
31	94907-10090			WASHER, SNAP	•	2	2	2				
32	09099-20410			SPRING, SPEED CONTROL	•	1	1	1				
33	09099-30010			SPRING, START	•	1	1	1				A
34	94904-71760			BOLT, W/WASHER	•	4	4	4				A
35	94904-71750			BOLT, W/WASHER	•	2	2	2				A
36	94915-00210			SEAL, OIL	•	1	1	1				A
37	09107-11930			LEVER, ADJUSTING	•	1	1	1				
38	94904-71190			BOLT, W/WASHER	•	1	1	1				A
39	09109-40060			CAP, LEVER	•	1	1	1				
40	09109-80950			LEVER STOP	•	1	1	1				
41	94904-32250			BOLT, STUD	•	2	2	2				A
42	09105-00491			PLATE, COVER	•	1	1	1				
43	94904-72701			BOLT, W/WASHER	•	2	2	2				A
44	91418-06141			BOLT, W/WASHER	•	1	1	1				A
45	09116-70050			PLUG, SCREW	•	1	1	1				
46	09024-10010			WASHER, NIPPLE	•	2	2	2				A

65-01-05 GOVERNOR (EXCEPT 61SD)

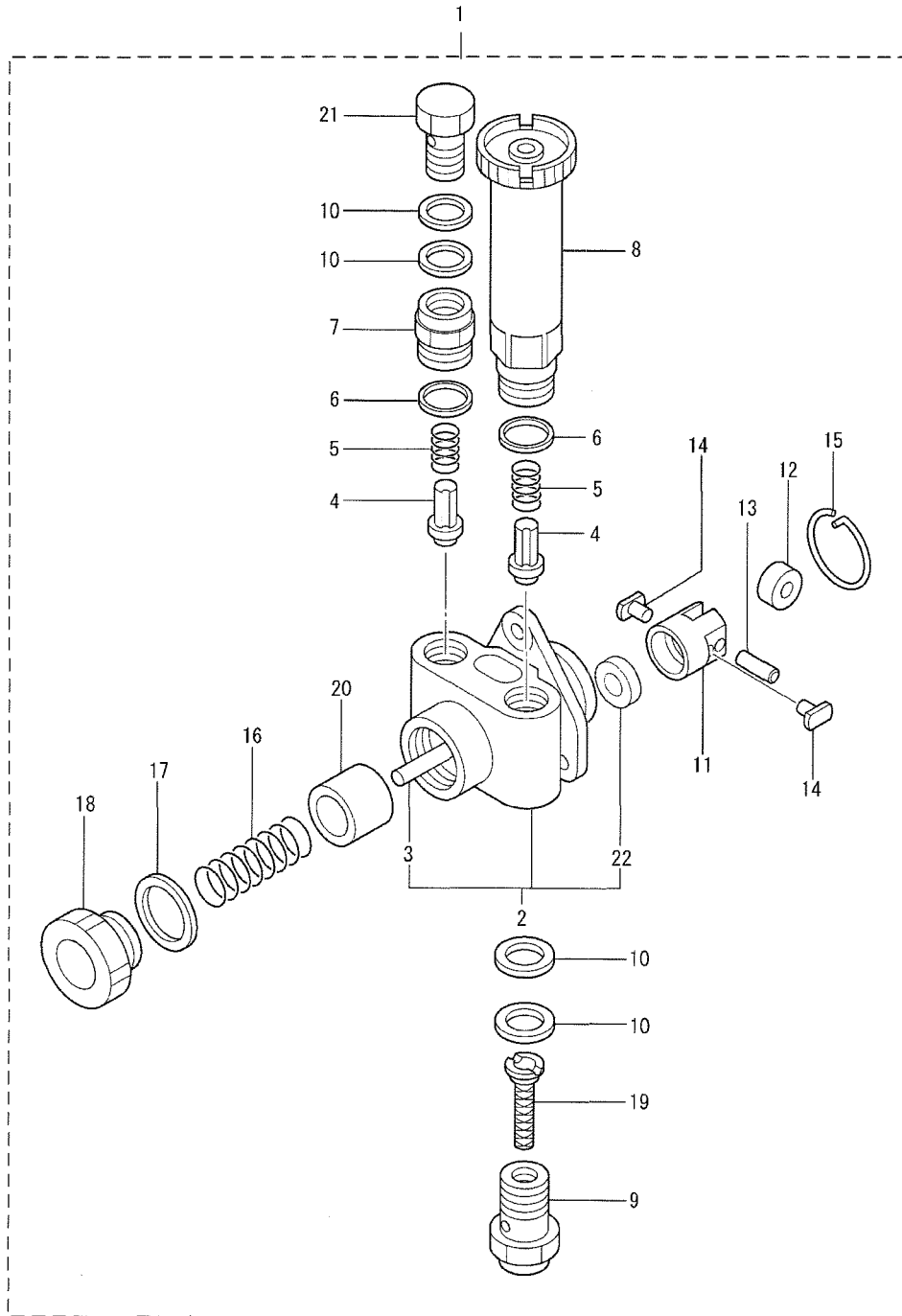
- 88-



REF. -NO.	PART NO.	R / P	S E N G G	PART NAME & DESCRIPTION	MODEL & QTY					APPLICABLE SERIAL NO.		M / R	V R D
					61S	Y16	Y26	Z26		FROM@-	-@UPTO		
					D	2SD	2SD	1SD					
47	09103-10030			NUT, CAP	-	1	1	1					
48	94901-81550			WASHER, COPPER PLATE	-	1	1	1					
49	94906-21270			PACKING, RUBBER PLATE	-	1	1	1					
50	09103-80040			SPRING	-	1	1	1				A	
51	94914-00130			O-RING	-	1	1	1				A	
52	09101-60360			BUSHING, BEARING	-	1	1	1					
53	09104-30010			COVER, SPRING	-	1	1	1					
54	09103-80050			SPRING	-	1	1	1				A	
55	09103-50240			SHAFT, MECH GOVERNOR	-	1	1	1					
56	09103-60010			CUP, SPRING	-	1	1	1					
57	09103-40161			LEVER, SUPPORT	-	1	1	1					
58	09103-30030			PLATE, CAP	-	1	1	1					
59	09103-80030			SPRING	-	1	1	1				A	
60	94913-00030			KEY, WOODRUFF	-	1	1	1					
61	09082-30460			GASKET	-	1	1	1				A	
62	09082-30420			GASKET	-	1	1	1				A	
63	94905-03390			NUT, HEXAGON	-	1	1	1					
64	94901-81020			WASHER, COPPER PLATE	-	2	2	2					
65	90801-10120			O-RING	-	1	1	1				A	

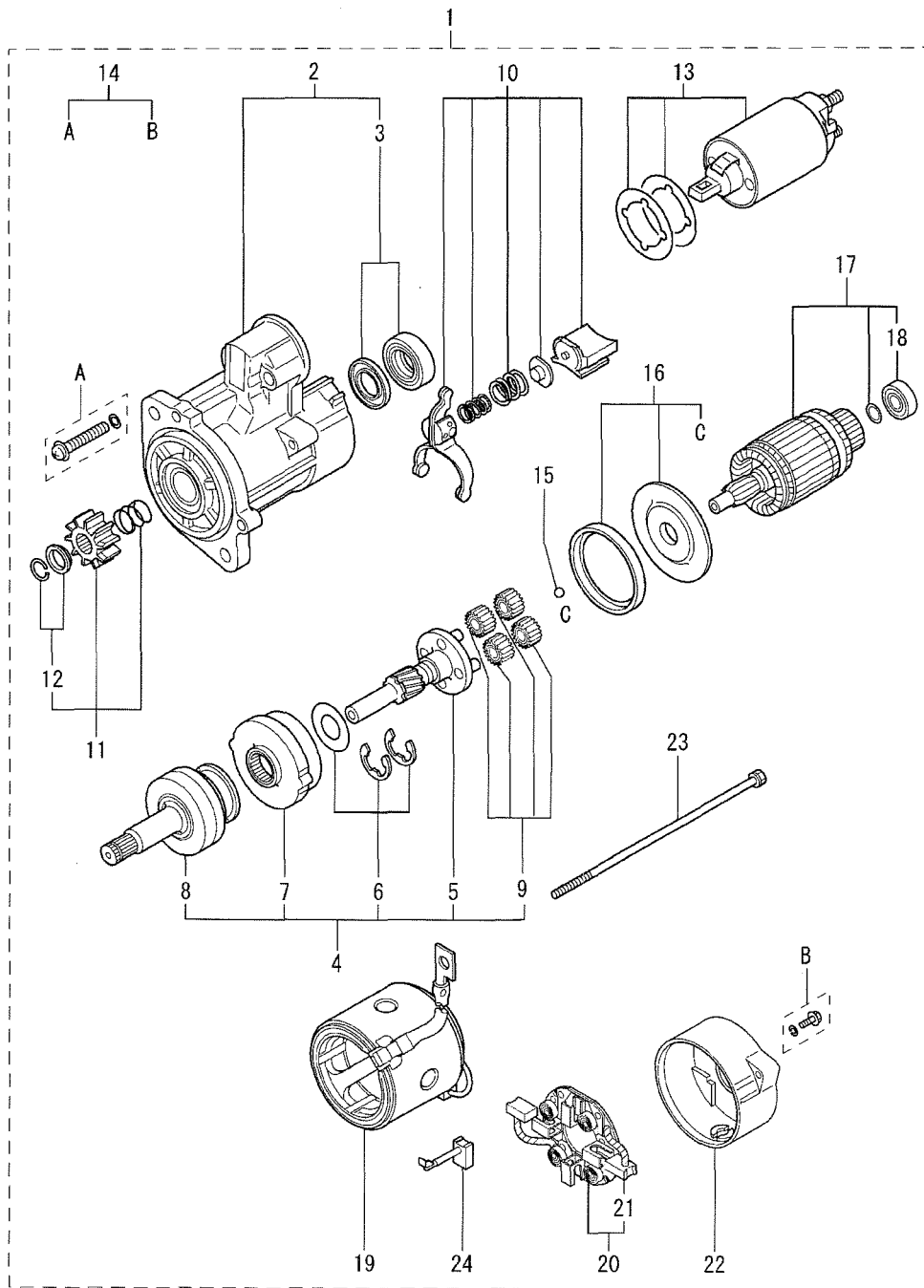
65-01-06 FEED PUMP

- 90-



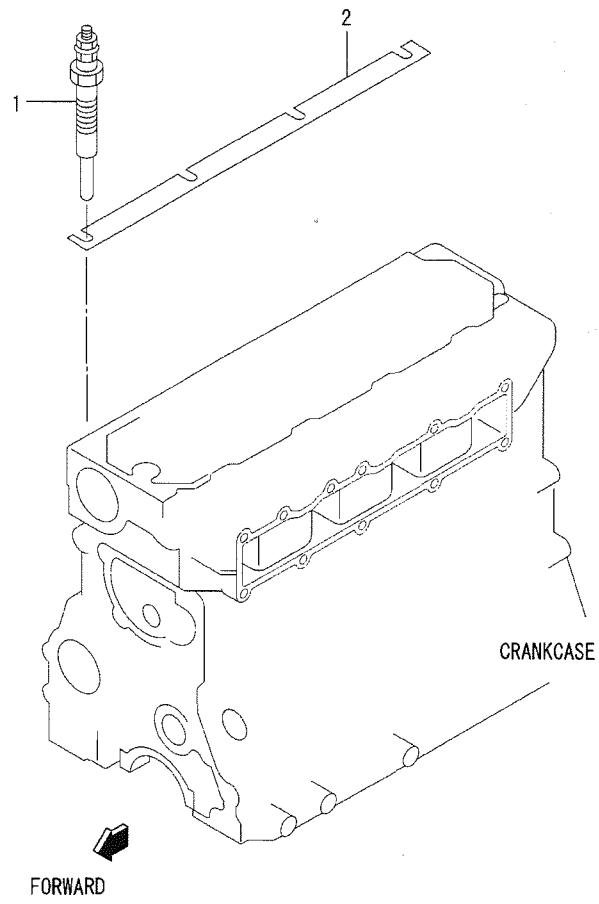
65-01-06 FEED PUMP

REF. -NO.	PART NO.	R / P	S EN G G	PART NAME & DESCRIPTION	MODEL & QTY				APPLICABLE SERIAL NO.		M / R	V R D
					61S D	Y16 2SD	Y26 2SD	Z26 1SD	FROM@-	-@UPTO		
1	34461-09050			PUMP ASSY, FEED	1	1	1	1				
2	09212-00161			HOUSING SUB ASSY	1	1	1	1				
3	09216-80150			ROD, PUSH	1	1	1	1				
4	09212-10011			VALVE, CHECK	2	2	2	2				
5	09212-40010			SPRING, VALVE CHECK	2	2	2	2				A
6	09212-50010			GASKET, PLUG CHAMBER	2	2	2	2				A
7	09212-70010			SUPPORT, VALVE	1	1	1	1				
8	09213-00220			PUMP S/ASSY, PRIMING	1	1	1	1				
9	09222-30070			SCREW, PIPE HOLLOW	1	1	1	1				
10	09022-20070			WASHER, PIPE UNION	4	4	4	4				
11	09217-40030			TAPPET, FEED PUMP	1	1	1	1				
12	09217-60010			ROLLER, TAPPET	1	1	1	1				
13	09217-80010			PIN, TAPPET ROLLER	1	1	1	1				A
14	09217-90050			BLOCK, TAPPET SLIDING	2	2	2	2				
15	94907-20940			RING, SNAP	1	1	1	1				A
16	09218-20020			SPRING, PISTON	1	1	1	1				
17	94901-81240			WASHER, COPPER PLATE	1	1	1	1				
18	09218-40021			PLUG, PISTON CHAMBER	1	1	1	1				
19	09222-00040			FILTER, FEED PUMP	1	1	1	1				
20	09217-10011			PISTON, FEED PUMP	1	1	1	1				
21	94918-00310			SCREW, HOLLOW	1	1	1	1				
22	94915-02700			SEAL, OIL	1	1	1	1				



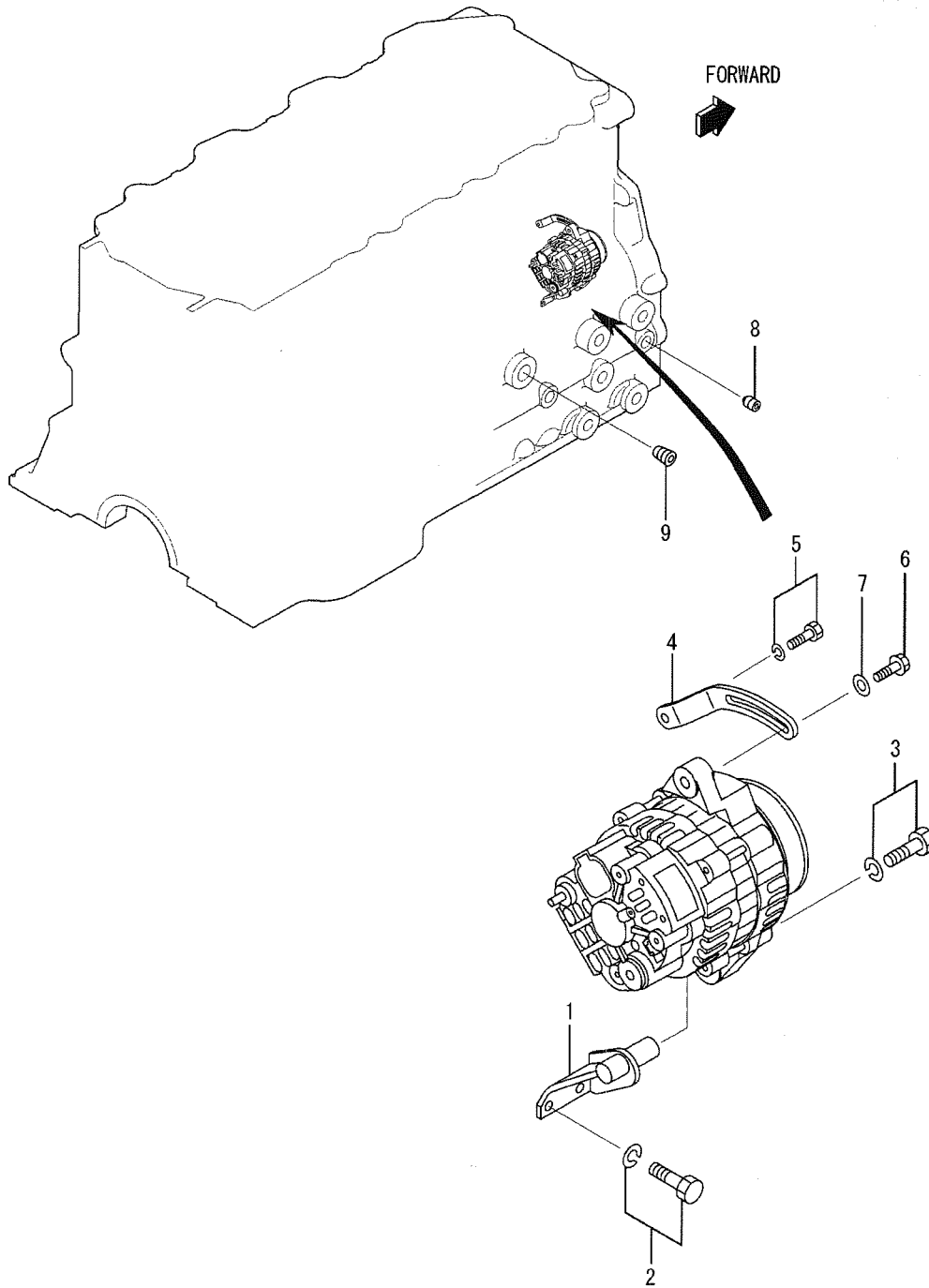
PART WITHOUT REF. NO. WILL NOT BE SUPPLIED.

REF. -NO.	PART NO.	R / P	S E N G G	PART NAME & DESCRIPTION	MODEL & QTY				APPLICABLE SERIAL NO.		M / R D
					61S D	Y16 2SD	Y26 2SD	Z26 1SD	FROM@-	-@UPTO	
1	32A66-20601			STARTER ASSY	1	1	1	1			
2	M641X-B1574			BRACKET ASSY, FRONT	1	1	1	1			
3	M690X-00572			BEARING SET	1	1	1	1			A
4	M357X-91874			SHAFT ASSY, CLUTCH	1	1	1	1			
5	M357X-66185			SHAFT ASSY, GEAR	1	1	1	1			
6	M982X-38871			WASHER SET	1	1	1	1			A
7	M135X-01581			GEAR ASSY, INTERNAL	1	1	1	1			
8	M191X-67685			CLUTCH, OVER RUNNING	1	1	1	1			
9	M230X-00671			GEAR ASSY	4	4	4	4			
10	M863X-08673			LEVER ASSY	1	1	1	1			
11	M605X-96571			PINION SET	1	1	1	1			
12	M385X-03771			STOPPER SET	1	1	1	1			
13	M372X-07671			SWITCH ASSY	1	1	1	1			
14	M414X-04875			SCREW SET	1	1	1	1			A
15	S409S-00008			BALL	1	1	1	1			A
16	M578X-29171			PACKING SET	1	1	1	1			A
17	M106X-43571			ARMATURE SET	1	1	1	1			
18	S930P-29970			BEARING	1	1	1	1			A
19	M800X-73871			YOKE ASSY	1	1	1	1			
20	M649X-20471			HOLDER ASSY, BRUSH	1	1	1	1			
21	M391X-04371			SPRING, BRUSH	4	4	4	4			A
22	M642X-35671			BRACKET ASSY, REAR	1	1	1	1			
23	M901X-00371			BOLT SET	1	1	1	1			A
24	M648X-40771			BRUSH	2	2	2	2			A



REF. -NO.	PART NO.	R / EN P GG	PART NAME & DESCRIPTION	MODEL & QTY				APPLICABLE SERIAL NO.		M / R R D
				61S D	Y16 2SD	Y26 2SD	Z26 1SD	FROM@-	-@UPTO	
1	32A66-03100		PLUG, GLOW	4	4	4	4			A
2	32C66-00101		PLATE, CONNECTION	1	1	1	1			

68-00-01 ALTERNATOR

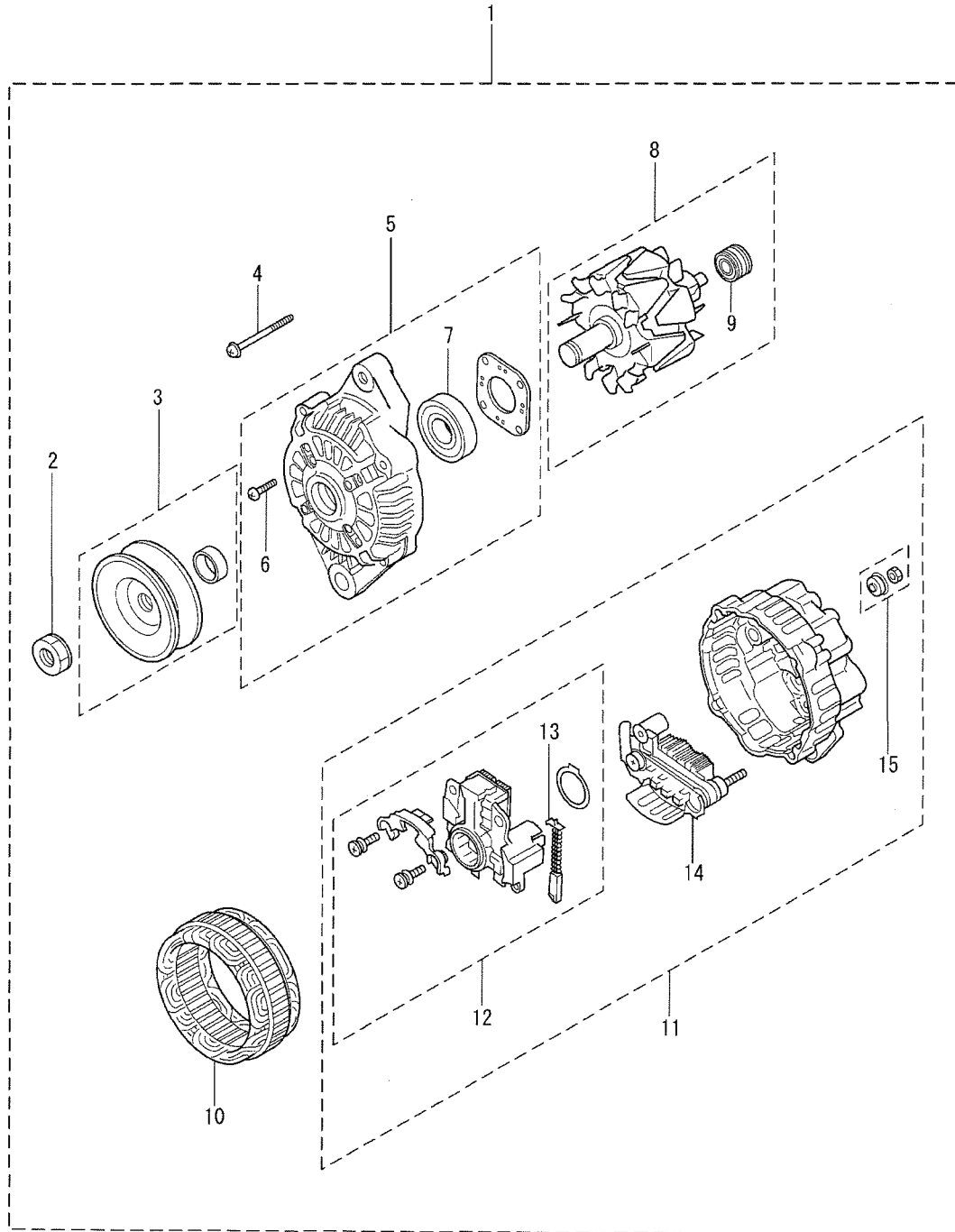


68-00-01 ALTERNATOR

REF. -NO.	PART NO.	R / EN P GG	PART NAME & DESCRIPTION	MODEL & QTY				APPLICABLE SERIAL NO.		M / R D
				61S D	Y16 2SD	Y26 2SD	Z26 1SD	FROM@-	-@UPTO	
1	32C68-00100	R 1	C BRACKET, ALTERNATOR	1	1	.	.	028184- 049757-	V	
	32C68-00101		BRACKET, ALTERNATOR	1	1	.	.			
	32C68-00101		A BRACKET, ALTERNATOR	.	.	1	.			
	32C68-00101		A BRACKET, ALTERNATOR	.	.	.	1			
2	MF241280		BOLT, W/WASHER	2	2	2	2		A	
3	MF241286		BOLT, W/WASHER	1	1	1	1		A	
4	32C68-01100	R 1	C PLATE, ADJUSTING	1	1	.	.	028184- 049757-	V	
	32C68-01101		PLATE, ADJUSTING	1	1	.	.			
	32C68-01101		A PLATE, ADJUSTING	.	.	1	.			
	32C68-01101		A PLATE, ADJUSTING	.	.	.	1			
5	MF240053		BOLT, W/WASHER	1	1	1	1		A	
6	MF140026		BOLT, FLANGE	1	1	1	1		A	
7	MD001521		WASHER	1	1	1	1		A	
8	MS661140		PLUG, TAPERED	1	1	1	1		A	
9	MS661142		PLUG, TAPERED	1	1	1	1		A	

68-00-02 ALTERNATOR (12V-50A)

- 98-

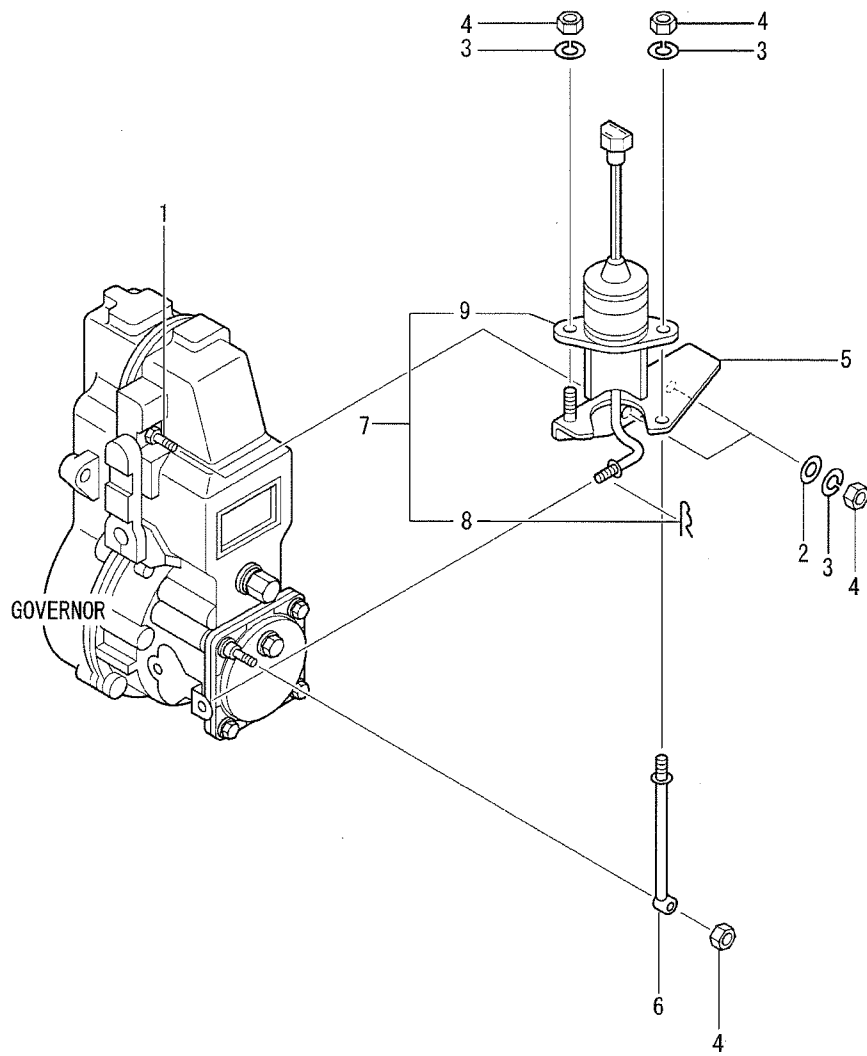


PART WITHOUT REF. NO. WILL NOT BE SUPPLIED.

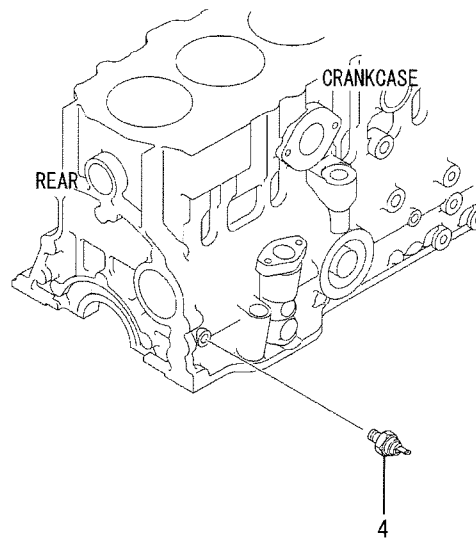
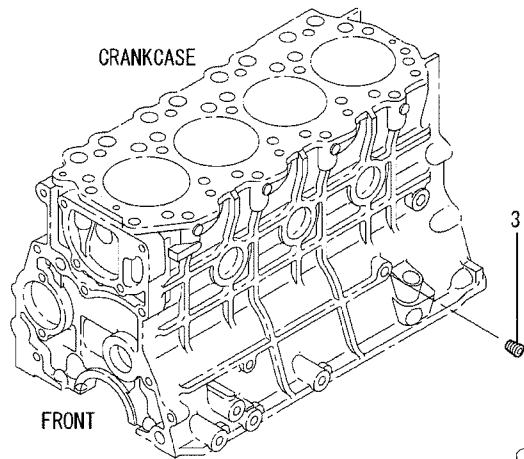
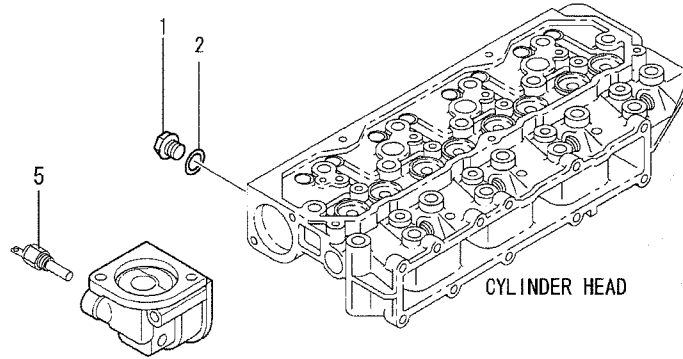
68-00-02 ALTERNATOR (12V-50A)

REF. -NO.	PART NO.	R / P	S C EN P GG	PART NAME & DESCRIPTION	MODEL & QTY					APPLICABLE SERIAL NO.		M / R	V R D
					61S	Y16	Y26	Z26		FROM@-	-@UPTO		
					D	2SD	2SD	1SD					
1	32A68-00301		C	ALTERNATOR ASSY	1	1	.	.					
	32A68-00302	R 1		ALTERNATOR ASSY	1	1	.	.					
	32A68-00302		A	ALTERNATOR ASSY	.	.	1	.		028184-			
	32A68-00302		A	ALTERNATOR ASSY	.	.	.	1		049757-			V
2	MM502565			NUT	1	1	1	1					
3	MM502579			PULLEY ASSY	1	1	1	1					
4	MM502566			BOLT SET	1	1	1	1					A
5	MM502567		C	BRACKET ASSY, FRONT	1	1	.	.					
	47X11-02305	R 1		BRACKET ASSY, FRONT	1	1	.	.					
	47X11-02305		A	BRACKET ASSY, FRONT	.	.	1	.		028184-			
	47X11-02305		A	BRACKET ASSY, FRONT	.	.	.	1		049757-			V
6	MM502568			SCREW SET	1	1	1	1					A
7	MM502569		C	BEARING, FRONT	1	1	.	.					A
	47X11-02295	R 1		BEARING, FRONT	1	1	.	.					A
	47X11-02295		A	BEARING, FRONT	.	.	1	.		028184-			A
	47X11-02295		A	BEARING, FRONT	.	.	.	1		049757-			A V
8	MM502570		C	ROTOR ASSY	1	1	.	.					
	47X11-02311	R 1		ROTOR ASSY	1	1	.	.					
	47X11-02311		A	ROTOR ASSY	.	.	1	.		028184-			
	47X11-02311		A	ROTOR ASSY	.	.	.	1		049757-			V
9	MM502571			BEARING, REAR	1	1	1	1					A
10	MM502572		C	STATOR ASSY	1	1	.	.					
	47X11-02312	R 1		STATOR ASSY	1	1	.	.					
	47X11-02312		A	STATOR ASSY	.	.	1	.		028184-			
	47X11-02312		A	STATOR ASSY	.	.	.	1		049757-			V
11	MM502586		C	BRACKET ASSY, REAR	1	1	.	.					
	47X11-02313	R 1		BRACKET ASSY, REAR	1	1	.	.					
	47X11-02313		A	BRACKET ASSY, REAR	.	.	1	.		028184-			
	47X11-02313		A	BRACKET ASSY, REAR	.	.	.	1		049757-			V
12	MM502585		C	REGULATOR SET	1	1	.	.					
	47X11-02304	R 1		REGULATOR SET	1	1	.	.					
	47X11-02304		A	REGULATOR SET	.	.	1	.		028184-			
	47X11-02304		A	REGULATOR SET	.	.	.	1		049757-			V
13	MM502577			BRUSH SET	2	2	2	2					
14	MM502574			RECTIFIER ASSY	1	1	1	1					
15	MM502575			NUT SET	1	1	1	1					A

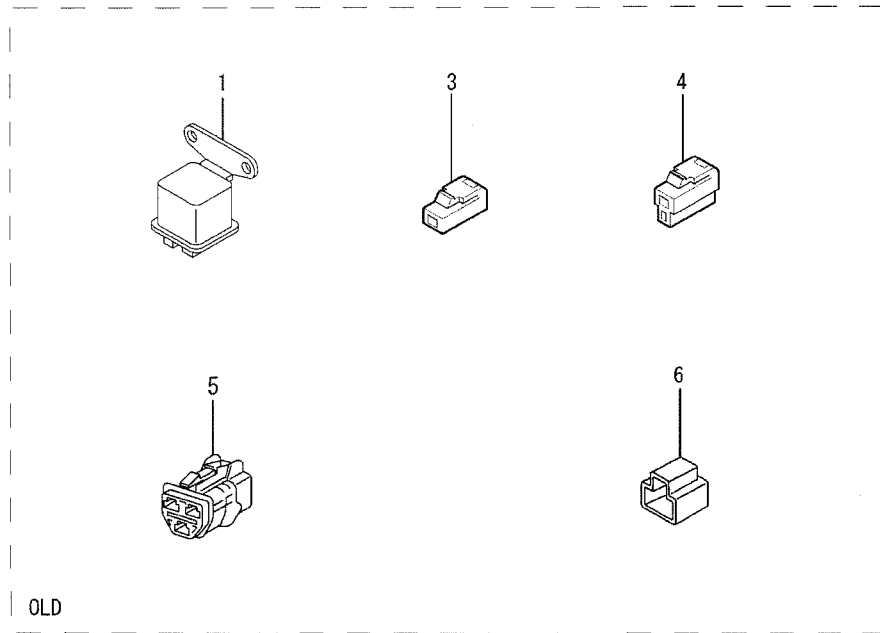
87-05 CONTROL SYSTEM



REF. -NO.	PART NO.	R / P	S EN Q	PART NAME & DESCRIPTION	MODEL & QTY				APPLICABLE SERIAL NO.		M / R	V R D
					61S	Y16	Y26	Z26	FROM@-	-@UPTO		
					D	2SD	2SD	1SD				
1	34287-02602		A	ROD, SOLENOID	2	2	.	.	024716-			
	34287-02602		A	ROD, SOLENOID	.	.	2	.	028184-			
	34287-02602		A	ROD, SOLENOID	.	.	.	2	049757-		V	
2	F2500-06000		A	WASHER, PLAIN	2	2	.	.	011850@		A	
	F2500-06000		A	WASHER, PLAIN	.	.	2	.	028184-		A	
	F2500-06000		A	WASHER, PLAIN	.	.	.	2	049757-		A	
3	F2515-06000		A	WASHER, SPRING	4	4	.	.	011850@		A	
	F2515-06000		A	WASHER, SPRING	.	.	4	.	028184-		A	
	F2515-06000		A	WASHER, SPRING	.	.	.	4	049757-		A	
4	F2300-06000		A	NUT, LOCK	5	5	.	.	011850@		A	
	F2300-06000		A	NUT, LOCK	.	.	5	.	028184-		A	
5	32A87-05300		A	BRACKET	1	1	.	.	049757-		A	
	32A87-05300		A	BRACKET	.	.	1	.	024716-		V	
	32A87-05300		A	BRACKET	.	.	.	1	028184-		V	
6	32A87-05400		A	ROD, SUPPORT	1	1	.	.	049757-		V	
	32A87-05400		A	ROD, SUPPORT	.	.	1	.	028184-		V	
	32A87-05400		A	ROD, SUPPORT	.	.	.	1	049757-		V	
7	*		C	SOLENOID ASSY	1	.	.	.				
	32A87-17010	1	1	SOLENOID ASSY	1	1	.	.	024716-			
	*		C	SOLENOID ASSY	.	.	1	.				
8	32A87-17010	1	1	SOLENOID ASSY	.	.	1	.	028184-		V	
	32A87-17010		A	SOLENOID ASSY	.	.	.	1	049757-		V	
9	32A87-05500			CLIP	1	1	1	1			A	
	*		C	SOLENOID	1	.	.	.				
	32A87-15100	1	1	SOLENOID	1	1	.	.	024716-			
	*		C	SOLENOID	.	.	1	.				
	32A87-15100	1	1	SOLENOID	.	.	1	.	028184-		V	
	32A87-15100		A	SOLENOID	.	.	.	1	049757-		V	

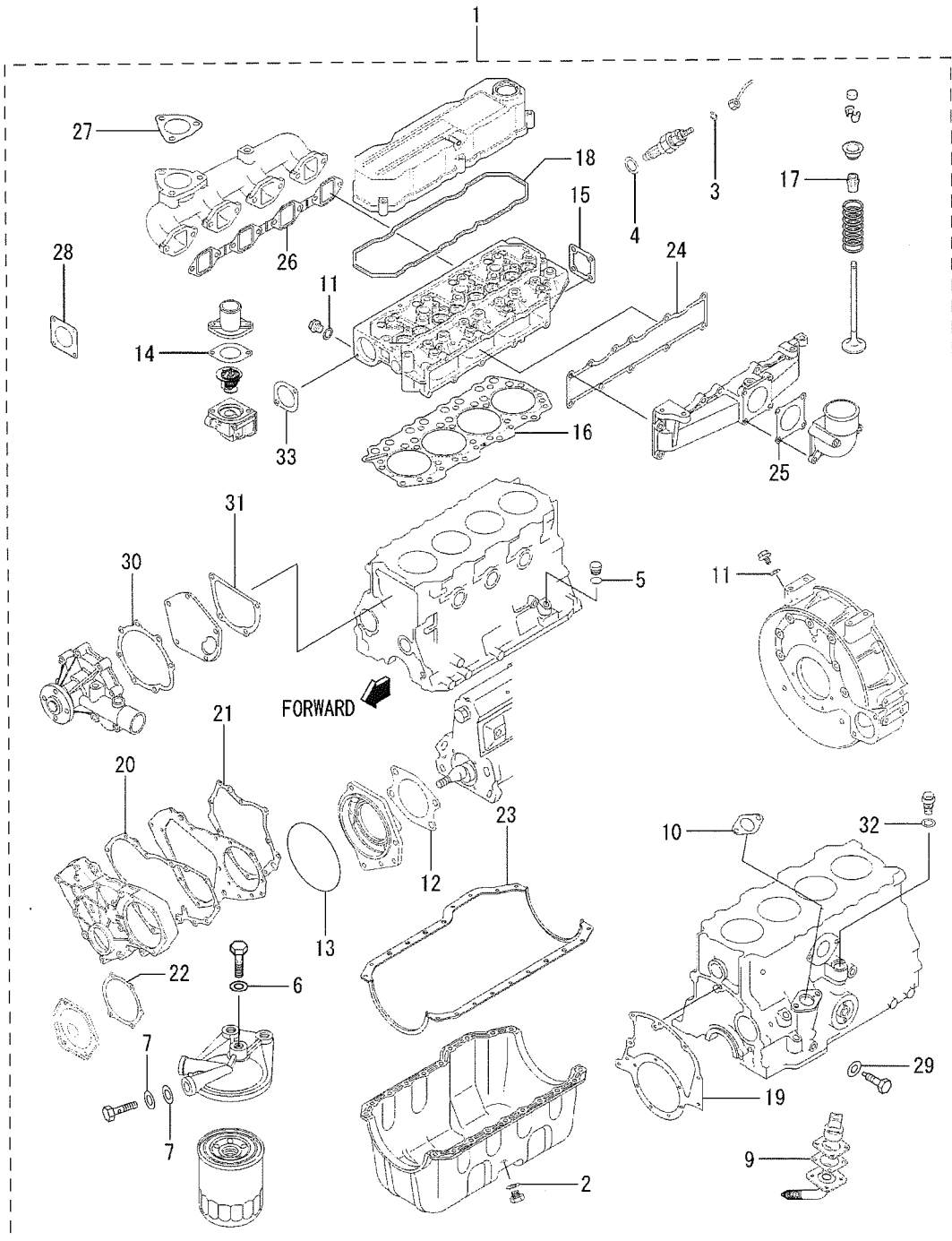


REF. -NO.	PART NO.	R / E N P Q G	PART NAME & DESCRIPTION	MODEL & QTY					APPLICABLE SERIAL NO.		M / R D
				61S	Y16	Y26	Z26		FROM@-	-@UPTO	
				D	2SD	2SD	1SD				
1	MM316248		PLUG, DRAIN	1	1	1	1				A
2	30636-25901		GASKET	1	1	1	1				A
3	MS661140		PLUG, TAPERED	1	1	1	1				A
4	30690-51301		C SWITCH, OIL PRESSURE	1	.	.	.				
	31A90-00500	R 1	SWITCH, OIL PRESSURE	1	1	.	.				
5	31A90-00500		A SWITCH, OIL PRESSURE	.	.	1	.		028184-		V
	31A90-00500		A SWITCH, OIL PRESSURE	.	.	.	1		049757-		
	MC880901		UNIT, OVER HEAT	1	1	1	1				



REF. -NO.	PART NO.	R / P	S E N Q G	PART NAME & DESCRIPTION	MODEL & QTY					APPLICABLE SERIAL NO.		M / R	V R D
					61S	Y16	Y26	Z26		FROM@-	-@UPTO		
					D	2SD	2SD	1SD					
1	MM431-28201			D RELAY, GLOW	1	.	.	.					
2	32C32-02100			GASKET, EXHAUST	1	1	1	1				A	
3	MS800516			D CONNECTOR	2	.	.	.			-024715		
4	MB084014			D CONNECTOR (1P)	2	.	.	.			-024715		
5	30A87-00600			D CONNECTOR (3P)	2	.	.	.			-024715		
6	30A87-01600			D CONNECTOR (4P)	2	.	.	.			-024715		
7	32C30-01200			A GASKET	1	1	.	.		024716-		A	
	32C30-01200			A GASKET	.	.	1	.		028184-		A	
	32C30-01200			A GASKET	.	.	.	1		049757-		A	V

OVERHAUL GASKET KIT



REF. -NO.	PART NO.	R / EN P QG	S C A	PART NAME & DESCRIPTION	MODEL & QTY				APPLICABLE SERIAL NO.		M / R D	V R D	
					61S	Y16	Y26	Z26	FROM@-	-@UPTO			
					D	2SD	2SD	1SD					
1	32C94-00052		C	GASKET KIT, OVERHAUL	E0-00	1	.	.	.				
	32C94-10050	3	1	GASKET KIT, OVERHAUL	E0-01	1	.	.	.				
	32C94-00052		A	GASKET KIT, OVERHAUL	E0-00	.	1	.	.	016425-	-028183		
	32C94-10050		A	GASKET KIT, OVERHAUL	E0-01	.	.	1	.	028184-			
	32C94-10050		A	GASKET KIT, OVERHAUL	E0-01	.	.	.	1	049757-			V
2	F4202-14000			GASKET, DRAIN PLUG		1	1	1	1				A
3	MD068355			GASKET, FUEL RETURN		4	4	4	4				A
4	MD070717			GASKET, HOLDER		4	4	4	4				A
5	05507-10110			O-RING		2	2	2	2				A
6	05946-00801			WASHER, SEALING		1	1	1	1				A
7	05946-01401			WASHER, SEALING		10	10	10	10				A
8	06016-13120			O-RING	NOT SHOWN	1	1	1	1				A
9	30436-22401			GASKET, STRAINER		1	1	1	1				A
10	30625-50502			GASKET, TACHO DRIVE		1	1	1	1				A
11	30636-25901			GASKET, DRAIN PLUG		2	2	2	2				A
12	30661-51300			GASKET, INJ PUMP		1	1	1	1				A
13	31361-01300			O-RING, INJ PUMP		1	1	1	1				A
14	32A46-01400			GASKET, THERMOSTAT		1	1	1	1				A
15	32C01-03100			GASKET, CYLINDER HEAD		1	1	1	1				A
16	32C01-12100			GASKET, CYLINDER HEAD		1	1	1	1				A
17	32C04-16500			SEAL, VALVE STEM		8	8	8	8				
18	32C04-15500			GASKET, ROCKER COVER		1	1	1	1				A
19	32C07-04200			GASKET, REAR		1	1	1	1				A
20	*		C	GASKET, GEAR CASE	E0-00	1	.	.	.				A
	32C11-11100	1	1	GASKET, GEAR CASE	E0-01	1	.	.	.				A
	*		C	GASKET, GEAR CASE	E0-00	.	1	.	.				A
	32C11-11100	1	1	D GASKET, GEAR CASE	E0-01	.	1	.	.	016425-	-028183		A
	32C11-11100		A	GASKET, GEAR CASE	E0-00	.	.	1	.	028184-			A
	32C11-11100		A	GASKET, GEAR CASE	E0-00	.	.	.	1	049757-			A
21	32C11-03100		C	GASKET, FRONT PLATE	E0-00	1	.	.	.		@041750		A
	32C11-13100	3	1	GASKET, FRONT PLATE	E0-01	1	.	.	.				A
	32C11-03100		D	GASKET, FRONT PLATE	E0-00	.	1	.	.	016425-	028183		A
	32C11-13100		A	GASKET, FRONT PLATE	E0-01	.	.	1	.	028184-			A
	32C11-13100		A	GASKET, FRONT PLATE	E0-01	.	.	.	1	049757-			A
22	32C11-04100			GASKET, COVER		1	1	1	1				V
23	32C13-11100			GASKET, OIL PAN		1	1	1	1				A
24	32C30-00500			GASKET, INLET MANF		1	1	1	1				A
25	32C30-01200			GASKET, INLET PIPE		1	1	1	1				A
26	32C32-10700			GASKET, EXHAUST		1	1	1	1				A
27	32C32-02100			GASKET, EXHAUST		1	1	1	1				A
28	32C32-03200			GASKET, MUFFLER		1	1	1	1				A
29	32C35-00900			GASKET, SET BOLT		1	1	1	1				A
30	32C45-00400			GASKET, WATER PUMP		1	1	1	1				A
31	32C45-00500			GASKET, WATER PUMP		1	1	1	1				A
32	34340-00700			GASKET, RELIEF VALVE		1	1	1	1				A
33	34446-05300			GASKET, THERMO CASE		1	1	1	1				A

NUMERICAL PARTS INDEX

PART NO.	GRP NO.	PA GE	REF -NO.	PART NO.	GRP NO.	PA GE	REF -NO.	PART NO.	GRP NO.	PA GE	REF -NO.
F1035-08020	32	43	3	M357X-66185	66	93	5	MF241227	30	41	9
F1035-12035	21	35	4	M357X-91874	66	93	4	MF241251	01-02	5	4
F1450-10028	32	43	4	M372X-07671	66	93	13	MF241253	01-02	5	5
F1805-06020	35	45	2	M385X-03771	66	93	12	MF241253	30	41	5
F1805-06020	35	45	5	M391X-04371	66	93	21	MF241255	04-01-A	7	20
F1805-08020	45	55	2	M414X-04875	66	93	14	MF241255	04-01-B	9	20
F1805-08055	11	21	11	M578X-29171	66	93	16	MF241256	12	23	9
F1805-10020	65-01-01	75	8	M605X-96571	66	93	11	MF241256	12	23	9
F1805-10020	65-01-01	75	8	M641X-B1574	66	93	2	MF241256	12	23	9
F1805-10020	65-01-01	75	8	M642X-35671	66	93	22	MF241257	12	23	9
F2015-10035	65-01-01	75	4	M648X-40771	66	93	24	MF241259	48-05	65	2
F2300-06000	87-05	101	4	M649X-20471	66	93	20	MF241261	04-02	11	3
F2300-06000	87-05	101	4	M690X-00572	66	93	3	MF241261	11	21	6
F2300-06000	87-05	101	4	M800X-73871	66	93	19	MF241261	45	55	9
F2300-08000	65-01-01	75	6	M863X-08673	66	93	10	MF241262	04-02	11	3
F2300-08000	65-01-01	75	6	M901X-00371	66	93	23	MF241262	04-02	11	3
F2300-08000	65-01-01	75	6	M982X-38871	66	93	6	MF241263	11	21	7
F2300-10000	12	23	6	MB084014	92	105	4	MF241263	11	21	7
F2325-08000	04-01-A	7	15	MC880901	90	103	5	MF241263	11	21	7
F2325-08000	04-01-B	9	15	MD000269	07-02	17	1	MF241263	11	21	7
F2325-24000	20	31	2	MD001521	68-00-01	97	7	MF241265	11	21	10
F2500-06000	35	45	12	MD008784	04-02	11	4	MF241265	45	55	10
F2500-06000	87-05	101	2	MD068353	61-00-01	69	1	MF241268	46	59	10
F2500-06000	87-05	101	2	MD068355	61-00-01	69	2	MF241280	23	37	8
F2500-06000	87-05	101	2	MD068355	94	107	3	MF241280	68-00-01	97	2
F2515-06000	87-05	101	3	MD070717	61-00-01	69	3	MF241282	12	23	8
F2515-06000	87-05	101	3	MD070717	94	107	4	MF241286	68-00-01	97	3
F2515-06000	87-05	101	3	MD162326	40	51	1	MF243628	61-00-01	69	6
F2515-08000	65-01-01	75	7	MD603490	61-00-02	71	3	MF244855	62	73	8
F2515-08000	65-01-01	75	7	MD603491	61-00-02	71	3	MF450407	21	35	5
F2515-08000	65-01-01	75	7	MD603492	61-00-02	71	3	MF522010	04-01-B	9	19
F2515-10000	12	23	7	MD603493	61-00-02	71	3	MF522010	04-01-B	9	19
F2846-05000	07	15	18	MD603494	61-00-02	71	3	MF522010	04-01-B	9	19
F2846-08000	07	15	3	MD603495	61-00-02	71	3	MH037084	62	73	6
F2846-08000	07	15	17	MD603496	61-00-02	71	3	MH037087	62	73	4
F2846-10000	20	31	3	MD603497	61-00-02	71	3	MM316248	12	23	3
F2870-07022	05	13	2	MD603498	61-00-02	71	3	MM316248	46	59	14
F2870-07022	20	31	4	MD603499	61-00-02	71	3	MM316248	90	103	1
F3150-00700	47	61	1	MD603660	61-00-02	71	7	MM430614	61-00-01	69	5
F3202-02800	17	27	11	ME910325	61-00-01	69	10	MM430703	61-00-01	69	4
F4202-14000	13	25	2	ME910-33801	61-00-01	69	9	MM431-28201	92	105	1
F4202-14000	94	107	2	MF140026	68-00-01	97	6	MM435-94101	61-00-02	71	1
F4202-22000	36	47	2	MF140227	46	59	2	MM501838	61-00-02	71	5
F4300-04701	47	61	5	MF240051	05	13	4	MM501841	61-00-02	71	6
F4440-06300	65-01-01	75	10	MF240051	11	21	3	MM502565	68-00-02	99	2
F4440-06300	65-01-01	75	10	MF240051	13	25	6	MM502566	68-00-02	99	4
M106X-43571	66	93	17	MF240053	27	39	3	MM502567	68-00-02	99	5
M135X-01581	66	93	7	MF240053	68-00-01	97	5	MM502568	68-00-02	99	6
M191X-67685	66	93	8	MF240054	65-01-01	75	9	MM502569	68-00-02	99	7
M230X-00671	66	93	9	MF240062	46	59	11	MM502570	68-00-02	99	8

NUMERICAL PARTS INDEX

PART NO.	GRP NO.	PAREF GE-NO.	PART NO.	GRP NO.	PAREF GE-NO.	PART NO.	GRP NO.	PAREF GE-NO.
MM502571	68-00-02	99 9	09016-40090	65-01-03	79 13	09031-10140	65-01-03	81 33
MM502572	68-00-02	99 10	09016-50160	65-01-03	79 14	09031-10150	65-01-03	81 33
MM502574	68-00-02	99 14	09017-00070	65-01-03	79 15	09031-10290	65-01-03	81 33
MM502575	68-00-02	99 15	09018-90090	65-01-03	79 16	09056-00170	65-01-04	83 18
MM502577	68-00-02	99 13	09019-10081	65-01-03	79 17	09056-00170	65-01-05	87 18
MM502579	68-00-02	99 3	09019-30020	65-01-03	79 18	09081-00660	65-01-04	83 2
MM502585	68-00-02	99 12	09019-40010	65-01-03	79 19	09081-00660	65-01-05	87 2
MM502586	68-00-02	99 11	09019-40020	65-01-03	79 19	09082-30420	65-01-04	85 62
MM514047	61-00-02	71 4	09019-40030	65-01-03	79 19	09082-30420	65-01-05	89 62
MM514048	61-00-02	71 2	09019-40040	65-01-03	79 19	09082-30460	65-01-04	85 61
MM514380	61-00-02	71 8	09019-40050	65-01-03	79 19	09082-30460	65-01-05	89 61
MS661140	07	15 15	09019-40060	65-01-03	79 19	09084-00660	65-01-04	83 23
MS661140	68-00-01	97 8	09019-40110	65-01-03	79 19	09084-00660	65-01-05	87 23
MS661140	90	103 3	09019-40140	65-01-03	79 19	09084-40010	65-01-04	83 25
MS661142	39	49 1	09019-40150	65-01-03	79 19	09084-40010	65-01-05	87 25
MS661142	68-00-01	97 9	09019-40290	65-01-03	79 19	09086-10010	65-01-04	83 26
MS800516	92	105 3	09019-40400	65-01-03	79 19	09086-10010	65-01-05	87 26
S409S-00008	66	93 15	09020-10300	65-01-03	79 20	09087-80030	65-01-04	83 3
S930P-29970	66	93 18	09020-60160	65-01-03	79 21	09087-80030	65-01-05	87 3
00434-06010	65-01-01	75 10	09021-20020	65-01-03	79 22	09088-00140	65-01-04	83 28
00434-06010	65-01-01	75 10	09021-50060	65-01-03	79 23	09088-00140	65-01-05	87 28
04826-21200	04-01-B	9 11	09022-20070	65-01-03	79 24	09089-20080	65-01-04	83 29
04826-21200	04-01-B	9 11	09022-20070	65-01-06	91 10	09089-20080	65-01-05	87 29
04826-21200	04-01-B	9 11	09023-00050	65-01-03	79 25	09090-10150	65-01-04	83 11
04826-21600	07	15 14	09024-00010	65-01-03	81 38	09090-10150	65-01-05	87 11
04826-22500	01	3 3	09024-10010	65-01-03	81 39	09092-30060	65-01-04	83 19
04826-22500	01	3 3	09024-10010	65-01-04	85 46	09092-30060	65-01-05	87 19
04826-22500	01	3 3	09024-10010	65-01-05	87 46	09093-00041	65-01-04	83 12
04826-22500	01	3 3	09024-20010	65-01-03	81 40	09093-00041	65-01-05	87 12
04826-23500	07	15 4	09024-30030	65-01-03	79 29	09094-40310	65-01-04	83 10
05317-01700	47	61 4	09024-30030	65-01-03	81 41	09094-40310	65-01-05	87 10
05507-10110	13	25 8	09024-40010	65-01-03	81 42	09097-00170	65-01-04	83 20
05507-10110	94	107 5	09025-10010	65-01-03	79 27	09097-00170	65-01-05	87 20
05910-10039	49	67 1	09027-01460	65-01-03	79 28	09098-90010	65-01-04	83 13
05946-00801	62	73 7	09027-20210	65-01-03	79 32	09098-90010	65-01-05	87 13
05946-00801	94	107 6	09027-50182	65-01-03	79 31	09099-10010	65-01-04	83 14
05946-01401	62	73 5	09027-60030	65-01-03	79 30	09099-10010	65-01-05	87 14
05946-01401	94	107 7	09031-10010	65-01-03	79 33	09099-20410	65-01-04	83 32
06016-13120	12	23 12	09031-10020	65-01-03	79 33	09099-20410	65-01-05	87 32
06016-13120	94	107 8	09031-10030	65-01-03	79 33	09099-30010	65-01-04	83 33
09001-80081	65-01-02	77 5	09031-10040	65-01-03	79 33	09099-30010	65-01-05	87 33
09013-10330	65-01-03	79 4	09031-10050	65-01-03	79 33	09100-60150	65-01-04	83 9
09013-60020	65-01-03	79 5	09031-10060	65-01-03	79 33	09100-60150	65-01-05	87 9
09013-70100	65-01-03	79 6	09031-10070	65-01-03	79 33	09101-11670	65-01-04	83 4
09014-00660	65-01-03	79 7	09031-10080	65-01-03	79 33	09101-11670	65-01-05	87 4
09015-02980	65-01-03	79 8	09031-10090	65-01-03	81 33	09101-40090	65-01-04	83 5
09015-60010	65-01-03	79 9	09031-10100	65-01-03	81 33	09101-40090	65-01-05	87 5
09015-70010	65-01-03	79 10	09031-10110	65-01-03	81 33	09101-60020	65-01-04	85 52
09016-10330	65-01-03	79 11	09031-10120	65-01-03	81 33	09101-60360	65-01-04	85 52
09016-30191	65-01-03	79 12	09031-10130	65-01-03	81 33	09101-60360	65-01-05	89 52

NUMERICAL PARTS INDEX

PART NO.	GRP NO.	PA GE	REF -NO.	PART NO.	GRP NO.	PA GE	REF -NO.	PART NO.	GRP NO.	PA GE	REF -NO.
09102-40031	65-01-04	83	6	09217-90050	65-01-06	91	14	31304-11700	04-01-B	9	6
09102-40031	65-01-04	83	6	09218-20020	65-01-06	91	16	31361-01300	65-01-01	75	2
09102-40031	65-01-05	87	6	09218-40021	65-01-06	91	18	31361-01300	94	107	13
09102-40120	65-01-04	83	7	09222-00040	65-01-06	91	19	31A90-00500	90	103	4
09102-40120	65-01-05	87	7	09222-30070	65-01-06	91	9	31A90-00500	90	103	4
09103-10030	65-01-04	85	47	19011-05060	65-01-03	79	2	31A90-00500	90	103	4
09103-10030	65-01-05	89	47	30405-31402	05	13	3	32A01-01600	01	3	4
09103-10151	65-01-04	83	8	30405-31403	05	13	3	32A04-02400	04-01-A	7	14
09103-10151	65-01-05	87	8	30405-31403	05	13	3	32A04-02400	04-01-B	9	14
09103-30030	65-01-04	85	58	30405-31403	05	13	3	32A04-02401	04-01-A	7	14
09103-30030	65-01-05	89	58	30407-05600	27	39	1	32A04-02401	04-01-B	9	14
09103-40161	65-01-04	85	57	30435-33201	35	45	6	32A04-02401	04-01-B	9	14
09103-40161	65-01-05	89	57	30436-22401	35	45	3	32A04-02401	04-01-B	9	14
09103-50240	65-01-04	85	55	30436-22401	94	107	9	32A04-04200	04-01-A	7	11
09103-50240	65-01-05	89	55	30604-21401	04-01-A	7	3	32A04-04300	04-01-A	7	19
09103-60010	65-01-04	85	56	30604-21401	04-01-B	9	3	32A05-02101	05	13	5
09103-60010	65-01-05	89	56	30604-21402	04-01-A	7	3	32A05-13100	05	13	6
09103-80030	65-01-04	85	59	30604-21402	04-01-B	9	3	32A07-01500	07	15	16
09103-80030	65-01-05	89	59	30604-21402	04-01-B	9	3	32A07-01501	07	15	16
09103-80040	65-01-04	85	50	30604-21402	04-01-B	9	3	32A07-01501	07	15	16
09103-80040	65-01-05	89	50	30604-31601	04-01-A	7	4	32A07-01501	07	15	16
09103-80050	65-01-04	85	54	30604-31601	04-01-B	9	4	32A07-06900	12	23	5
09103-80050	65-01-05	89	54	30607-52400	07	15	5	32A07-17101	12	23	11
09104-20250	65-01-04	85	66	30611-23102	11	21	8	32A19-00400	19	29	3
09104-30010	65-01-04	85	53	30611-23103	11	21	8	32A19-09010	19	29	7
09104-30010	65-01-05	89	53	30611-23103	11	21	8	32A19-09011	19	29	7
09105-00491	65-01-04	85	42	30611-23103	11	21	8	32A19-09011	19	29	7
09105-00491	65-01-05	87	42	30611-31700	11	21	12	32A19-09011	19	29	7
09105-10930	65-01-04	83	42	30613-60600	13	25	3	32A19-09020	19	29	8
09107-11420	65-01-04	83	37	30617-70011	17	27	4	32A19-09021	19	29	8
09107-11930	65-01-04	83	37	30617-71011	17	27	8	32A19-09021	19	29	8
09107-11930	65-01-05	87	37	30617-72011	17	27	9	32A19-09021	19	29	8
09109-00750	65-01-04	83	40	30619-10501	19	29	2	32A19-09030	19	29	9
09109-40060	65-01-04	83	39	30620-22500	20	31	7	32A19-09031	19	29	9
09109-40060	65-01-05	87	39	30621-61300	21	35	2	32A19-09031	19	29	9
09109-80950	65-01-04	83	40	30623-33401	23	37	5	32A19-09031	19	29	9
09109-80950	65-01-05	87	40	30625-50502	27	39	2	32A19-09040	19	29	10
09116-70050	65-01-04	85	45	30625-50502	94	107	10	32A19-09041	19	29	10
09116-70050	65-01-05	87	45	30636-25901	12	23	4	32A19-09041	19	29	10
09212-00161	65-01-06	91	2	30636-25901	46	59	15	32A19-09041	19	29	10
09212-10011	65-01-06	91	4	30636-25901	90	103	2	32A36-05011	36	47	1
09212-40010	65-01-06	91	5	30636-25901	94	107	11	32A36-05012	36	47	1
09212-50010	65-01-06	91	6	30661-50802	65-01-01	75	12	32A36-05012	36	47	1
09212-70010	65-01-06	91	7	30661-51300	65-01-01	75	3	32A36-05012	36	47	1
09213-00220	65-01-06	91	8	30661-51300	94	107	12	32A45-02100	45-02	57	1
09216-80150	65-01-06	91	3	30690-51301	90	103	4	32A46-01101	46	59	3
09217-10011	65-01-06	91	20	30A87-00600	92	105	5	32A46-01200	46	59	4
09217-40030	65-01-06	91	11	30A87-01600	92	105	6	32A46-01400	46	59	4
09217-60010	65-01-06	91	12	30L07-00700	40	51	2	32A46-01400	46	59	4
09217-80010	65-01-06	91	13	31304-11700	04-01-A	7	6	32A46-01400	46	59	4

NUMERICAL PARTS INDEX

PART NO.	GRP NO.	PAREF GE-NO.	PART NO.	GRP NO.	PAREF GE-NO.	PART NO.	GRP NO.	PAREF GE-NO.
32A46-01400	94	107 14	32C04-00022	04-01-A	7 8	32C07-11015	07	15 1
32A46-02100	46	59 5	32C04-00100	04-01-A	7 1	32C07-11015	07	15 1
32A46-03100	46	59 13	32C04-00100	04-01-B	9 1	32C07-11016	07	15 1
32A46-10030	46	59 6	32C04-01100	04-01-A	7 2	32C07-11016	07	15 1
32A66-03100	66-02	95 1	32C04-01100	04-01-B	9 2	32C07-15501	07	15 13
32A66-20601	66	93 1	32C04-04500	04-01-A	7 18	32C07-15501	07	15 13
32A68-00301	68-00-02	99 1	32C04-04501	04-01-B	9 18	32C07-21022	07	15 1
32A68-00302	68-00-02	99 1	32C04-04501	04-01-B	9 18	32C07-21022	07	15 1
32A68-00302	68-00-02	99 1	32C04-04501	04-01-B	9 18	32C07-21023	07	15 1
32A68-00302	68-00-02	99 1	32C04-06100	04-01-A	7 17	32C07-21023	07	15 1
32A87-05300	87-05	101 5	32C04-06101	04-01-B	9 17	32C07-21024	07	15 1
32A87-05300	87-05	101 5	32C04-06101	04-01-B	9 17	32C07-21024	07	15 1
32A87-05300	87-05	101 5	32C04-06101	04-01-B	9 17	32C07-21024	07	15 1
32A87-05400	87-05	101 6	32C04-06500	04-01-A	7 7	32C09-01010	09	19 1
32A87-05400	87-05	101 6	32C04-06500	04-01-B	9 7	32C09-01020	09	19 6
32A87-05400	87-05	101 6	32C04-10100	04-01-B	9 1	32C09-01030	09	19 7
32A87-05500	87-05	101 8	32C04-10100	04-01-B	9 1	32C09-01040	09	19 8
32A87-15100	87-05	101 9	32C04-10100	04-01-B	9 1	32C09-02010	09	19 1
32A87-15100	87-05	101 9	32C04-11100	04-01-B	9 2	32C09-02010	09	19 1
32A87-15100	87-05	101 9	32C04-11100	04-01-B	9 2	32C09-02010	09	19 1
32A87-17010	87-05	101 7	32C04-11100	04-01-B	9 2	32C09-02020	09	19 6
32A87-17010	87-05	101 7	32C04-14602	04-01-A	7 16	32C09-02020	09	19 6
32A87-17010	87-05	101 7	32C04-15010	04-02	11 1	32C09-02020	09	19 6
32C01-01600	01	3 5	32C04-15011	04-02	11 1	32C09-02030	09	19 7
32C01-02500	01	3 10	32C04-15011	04-02	11 1	32C09-02030	09	19 7
32C01-03100	01-02	5 3	32C04-15011	04-02	11 1	32C09-02030	09	19 7
32C01-03100	94	107 15	32C04-15500	04-02	11 2	32C09-02040	09	19 8
32C01-03300	01-02	5 1	32C04-15500	94	107 18	32C09-02040	09	19 8
32C01-03301	01-02	5 1	32C04-16500	04-01-B	9 7	32C09-02040	09	19 8
32C01-03301	01-02	5 1	32C04-16500	04-01-B	9 7	32C11-00100	11	21 4
32C01-03301	01-02	5 1	32C04-16500	04-01-B	9 7	32C11-00100	11	21 4
32C01-03400	01-02	5 2	32C04-16500	94	107 17	32C11-02100	11	21 1
32C01-04200	01	3 7	32C04-21010	04-01-B	9 9	32C11-02100	11	21 1
32C01-11040	01	3 1	32C04-21010	04-01-B	9 9	32C11-03100	11	21 2
32C01-11041	01	3 1	32C04-21010	04-01-B	9 9	32C11-03100	11	21 2
32C01-11041	01	3 1	32C04-22010	04-01-B	9 12	32C11-03100	94	107 21
32C01-11042	01	3 1	32C04-22010	04-01-B	9 12	32C11-03100	94	107 21
32C01-11042	01	3 1	32C04-22010	04-01-B	9 12	32C11-04100	11	21 9
32C01-11043	01	3 1	32C04-34600	04-01-B	9 16	32C11-04100	94	107 22
32C01-11043	01	3 1	32C04-34600	04-01-B	9 16	32C11-10200	11	21 4
32C01-11043	01	3 1	32C04-34600	04-01-B	9 16	32C11-10200	11	21 4
32C01-11044	01	3 1	32C05-10100	05	13 1	32C11-11100	11	21 5
32C01-11044	01	3 1	32C05-10101	05	13 1	32C11-11100	11	21 5
32C01-11044	01	3 1	32C05-10101	05	13 1	32C11-11100	11	21 5
32C01-12100	01	3 11	32C05-10101	05	13 1	32C11-11100	94	107 20
32C01-12100	94	107 16	32C07-04200	12	23 2	32C11-11100	94	107 20
32C01-14100	01	3 6	32C07-04200	94	107 19	32C11-11100	94	107 20
32C01-14101	01	3 6	32C07-11014	07	15 1	32C11-11100	94	107 20
32C01-14101	01	3 6	32C07-11014	07	15 1	32C11-12100	11	21 1
32C03-01400	01	3 9	32C07-11015	07	15 1	32C11-12100	11	21 1

NUMERICAL PARTS INDEX

PART NO.	GRP NO.	PA GE	REF -NO.	PART NO.	GRP NO.	PA GE	REF -NO.	PART NO.	GRP NO.	PA GE	REF -NO.
32C11-13100	11	21	2	32C23-03600	07	15	19	32C45-00500	94	107	31
32C11-13100	11	21	2	32C23-11100	23	37	2	32C46-01500	46		59 12
32C11-13100	94	107	21	32C23-12200	23	37	3	32C47-00700	47		61 2
32C11-13100	94	107	21	32C23-13010	23	37	4	32C47-00800	47		61 3
32C11-13100	94	107	21	32C23-20100	23	37	1	32C47-01010	47		61 1
32C12-10100	12	23	1	32C30-00500	30	41	4	32C47-01100	47		61 1 07
32C12-20100	12	23	1	32C30-00500	94	107	24	32C48-00400	48		63 1
32C12-20100	12	23	1	32C30-01100	30	41	6	32C48-01101	48-05		65 1
32C12-20101	12	23	1	32C30-01200	30	41	7	32C48-01104	48-05		65 1
32C12-20101	12	23	1	32C30-01200	92	105	7	32C48-01105	48-05		65 1
32C12-20102	12	23	1	32C30-01200	92	105	7	32C48-01105	48-05		65 1
32C12-20102	12	23	1	32C30-01200	94	107	25	32C48-01105	48-05		65 1
32C12-20102	12	23	1	32C30-08500	30	41	8	32C61-01500	61-00-01		69 11
32C13-00010	13	25	1	32C30-20010	30	41	1	32C61-01501	61-00-01		69 11
32C13-00900	13	25	9	32C30-20011	30	41	1	32C61-01501	61-00-01		69 11
32C13-11100	13	25	5	32C30-20011	30	41	1	32C61-01501	61-00-01		69 11
32C13-11100	94	107	23	32C30-20011	30	41	1	32C61-01600	61-00-01		69 12
32C17-04100	17	27	10	32C32-00200	32	43	1	32C61-01600	61-00-01		69 12
32C17-05100	17	27	1	32C32-00201	32	43	1	32C61-01601	61-00-01		69 12
32C17-05100	17	27	1	32C32-00201	32	43	1	32C61-01601	61-00-01		69 12
32C17-05200	17	27	2	32C32-00201	32	43	1	32C61-01700	61-00-01		69 13
32C17-05200	17	27	2	32C32-00700	32	43	2	32C61-01701	61-00-01		69 13
32C17-05300	17	27	3	32C32-02100	92	105	2	32C61-01701	61-00-01		69 13
32C17-05300	17	27	3	32C32-02100	94	107	27	32C61-01701	61-00-01		69 13
32C17-15100	17	27	1	32C32-03200	94	107	28	32C61-01800	61-00-01		69 14
32C17-15100	17	27	1	32C32-10700	32	43	2	32C61-01801	61-00-01		69 14
32C17-15200	17	27	2	32C32-10700	32	43	2	32C61-01801	61-00-01		69 14
32C17-15200	17	27	2	32C32-10700	32	43	2	32C61-01801	61-00-01		69 14
32C17-15200	17	27	2	32C32-10700	32	43	2	32C61-03301	61-00-01		69 8
32C17-15300	17	27	3	32C32-10700	94	107	26	32C61-04100	61-00-01		69 7
32C17-15300	17	27	3	32C35-00900	35	45	15	32C61-05201	65-01-01		75 1
32C19-00012	19	29	1	32C35-00900	94	107	29	32C61-05202	65-01-01		75 1
32C19-01100	19	29	6	32C35-01021	35	45	4	32C61-05202	65-01-01		75 1
32C20-02060	20	31	1	32C35-30010	35	45	1	32C61-05202	65-01-01		75 1
32C20-03060	20	31	1	32C35-30011	35	45	1	32C61-08100	65-01-01		75 5
32C20-03061	20	31	1	32C35-30012	35	45	1	32C61-08101	65-01-01		75 5
32C20-03062	20	31	1	32C35-30012	35	45	1	32C61-08101	65-01-01		75 5
32C20-03062	20	31	1	32C35-30012	35	45	1	32C61-08101	65-01-01		75 5
32C20-03062	20	31	1	32C36-00100	65-01-01	75	11	32C61-08101	65-01-01		75 5
32C20-03101	20-02	33	1	32C36-00100	65-01-01	75	11	32C61-13300	61-00-01		69 8
32C20-04100	20-02	33	1	32C36-10100	65-01-01	75	11	32C61-13300	61-00-01		69 8
32C20-04100	20-02	33	1	32C36-10100	65-01-01	75	11	32C61-13300	61-00-01		69 8
32C20-04100	20-02	33	1	32C36-10100	65-01-01	75	11	32C65-04010	65-01-02		77 1
32C20-04101	20-02	33	1	32C36-30201	35	45	13	32C65-04011	65-01-02		77 1
32C20-04101	20-02	33	1	32C42-01300	13	25	7	32C65-04011	65-01-02		77 1
32C20-04101	20-02	33	1	32C43-00100	43	53	1	32C65-04040	65-01-02		77 1
32C20-04101	20-02	33	1	32C45-00023	45	55	1	32C66-00101	66-02		95 2
32C21-02041	21	35	1	32C45-00300	45	55	5	32C68-00100	68-00-01		97 1
32C23-00300	23	37	1	32C45-00400	45	55	6	32C68-00101	68-00-01		97 1
32C23-00300	23	37	1	32C45-00400	94	107	30	32C68-00101	68-00-01		97 1
32C23-00300	23	37	1	32C45-00500	45	55	8	32C68-00101	68-00-01		97 1

NUMERICAL PARTS INDEX

PART NO.	GRP NO.	PA GE	REF -NO.	PART NO.	GRP NO.	PA GE	REF -NO.	PART NO.	GRP NO.	PA GE	REF -NO.
32C68-01100	68-00-01	97	4	90160-06051	65-01-03	81	34	94905-03390	65-01-04	85	63
32C68-01101	68-00-01	97	4	90190-08051	65-01-05	87	16	94905-03390	65-01-05	89	63
32C68-01101	68-00-01	97	4	90258-06001	65-01-03	81	35	94906-21270	65-01-04	85	49
32C68-01101	68-00-01	97	4	90400-02101	65-01-04	83	15	94906-21270	65-01-05	89	49
32C94-00052	94	107	1	90400-02101	65-01-05	87	15	94907-10090	65-01-04	83	31
32C94-00052	94	107	1	90801-10120	65-01-04	85	65	94907-10090	65-01-05	87	31
32C94-10050	94	107	1	90801-10120	65-01-05	89	65	94907-20940	65-01-06	91	15
32C94-10050	94	107	1	90801-20160	65-01-04	83	30	94910-00010	65-01-04	83	21
32C94-10050	94	107	1	90801-20160	65-01-05	87	30	94910-00010	65-01-05	87	21
34120-74200	20	31	6	91418-06141	65-01-04	85	44	94910-10120	65-01-03	81	37
34287-02602	87-05	101	1	91418-06141	65-01-05	87	44	94913-00030	65-01-04	85	60
34287-02602	87-05	101	1	91418-06161	65-01-02	77	10	94913-00030	65-01-05	89	60
34287-02602	87-05	101	1	91418-06201	65-01-04	85	43	94913-00050	65-01-04	83	22
34323-00801	23	37	7	91518-08221	65-01-02	77	9	94913-00050	65-01-05	87	22
34340-00700	36	47	2	92301-02600	47	61	1 03	94913-00190	65-01-02	77	7
34340-00700	36	47	2	94805-30051	65-01-04	83	16	94914-00130	65-01-04	85	51
34340-00700	36	47	2	94805-30051	65-01-04	83	17	94914-00130	65-01-05	89	51
34340-00700	94	107	32	94805-30051	65-01-05	87	17	94914-00380	65-01-03	81	43
34404-02901	04-01-A	7	5	94901-34060	65-01-04	83	27	94914-02570	65-01-03	79	26
34404-02901	04-01-B	9	5	94901-34060	65-01-05	87	27	94915-00210	65-01-04	83	36
34407-11090	12	23	10	94901-34070	65-01-04	83	27	94915-00210	65-01-05	87	36
34435-02200	35	45	14	94901-34070	65-01-05	87	27	94915-02700	65-01-06	91	22
34446-05300	46	59	9	94901-34080	65-01-04	83	27	94918-00060	65-01-03	81	44
34446-05300	94	107	33	94901-34080	65-01-05	87	27	94918-00310	65-01-03	81	45
34461-09050	65-01-02	77	4	94901-34090	65-01-04	83	27	94918-00310	65-01-06	91	21
34461-09050	65-01-06	91	1	94901-34090	65-01-05	87	27				
34462-00011	62	73	1	94901-34100	65-01-04	83	27				
34462-00201	62	73	2	94901-34100	65-01-05	87	27				
34462-00300	62	73	3	94901-50500	65-01-02	77	8				
34547-03600	47	61	1 01	94901-50500	65-01-04	83	24				
42790-01316	47	61	1 06	94901-50500	65-01-05	87	24				
47X11-02295	68-00-02	99	7	94901-81020	65-01-04	85	64				
47X11-02295	68-00-02	99	7	94901-81020	65-01-05	89	64				
47X11-02295	68-00-02	99	7	94901-81240	65-01-06	91	17				
47X11-02304	68-00-02	99	12	94901-81550	65-01-04	85	48				
47X11-02304	68-00-02	99	12	94901-81550	65-01-05	89	48				
47X11-02304	68-00-02	99	12	94904-30010	65-01-03	79	3				
47X11-02305	68-00-02	99	5	94904-32250	65-01-04	83	41				
47X11-02305	68-00-02	99	5	94904-32250	65-01-05	87	41				
47X11-02305	68-00-02	99	5	94904-71190	65-01-04	83	38				
47X11-02311	68-00-02	99	8	94904-71190	65-01-05	87	38				
47X11-02311	68-00-02	99	8	94904-71360	65-01-03	81	36				
47X11-02311	68-00-02	99	8	94904-71750	65-01-04	83	35				
47X11-02312	68-00-02	99	10	94904-71750	65-01-05	87	35				
47X11-02312	68-00-02	99	10	94904-71760	65-01-04	83	34				
47X11-02312	68-00-02	99	10	94904-71760	65-01-05	87	34				
47X11-02313	68-00-02	99	11	94904-72700	65-01-04	83	41				
47X11-02313	68-00-02	99	11	94904-72701	65-01-04	85	43				
47X11-02313	68-00-02	99	11	94904-72701	65-01-05	87	43				
54701-01400	47	61	1 05	94905-02450	65-01-02	77	6				

TABLE OF BOLT, W/WASHER

BOLT,W/WASHER	BOLT/WASHER	BOLT,W/WASHER	BOLT/WASHER	BOLT,W/WASHER	BOLT/WASHER
F1805-06010	F1035-06010 F2515-06000	F1805-06035	F1035-06035 F2515-06000	F1805-08018	F1035-08018 F2515-08000
F1805-06012	F1035-06012 F2515-06000	F1805-06040	F1035-06040 F2515-06000	F1805-08020	F1035-08020 F2515-08000
F1805-06014	F1035-06014 F2515-06000	F1805-06045	F1035-06045 F2515-06000	F1805-08022	F1035-08022 F2515-08000
F1805-06016	F1035-06016 F2515-06000	F1805-06055	F1035-06055 F2515-06000	F1805-08025	F1035-08025 F2515-08000
F1805-06018	F1035-06018 F2515-06000	F1805-06060	F1035-06060 F2515-06000	F1805-08030	F1035-08030 F2515-08000
F1805-06020	F1035-06020 F2515-06000	F1805-08012	F1035-08012 F2515-08000	F1805-08035	F1035-08035 F2515-08000
F1805-06025	F1035-06025 F2515-06000	F1805-08014	F1035-08014 F2515-08000	F1805-08040	F1035-08040 F2515-08000
F1805-06030	F1035-06030 F2515-06000	F1805-08016	F1035-08016 F2515-08000	F1805-08045	F1035-08045 F2515-08000

TABLE OF BOLT, W/WASHER

BOLT,WWASHER	BOLT/WASHER	BOLT,WWASHER	BOLT/WASHER	BOLT,WWASHER	BOLT/WASHER
F1805-08050	F1035-08050 F2515-08000	F1805-10018	F1035-10018 F2515-10000	F1805-10050	F1035-10050 F2515-10000
F1805-08055	F1035-08055 F2515-08000	F1805-10020	F1035-10020 F2515-10000	F1805-10055	F1035-10055 F2515-10000
F1805-08060	F1035-08060 F2515-08000	F1805-10022	F1035-10022 F2515-10000	F1805-10060	F1035-10060 F2515-10000
F1805-08065	F1035-08065 F2515-08000	F1805-10025	F1035-10025 F2515-10000	F1805-10065	F1035-10065 F2515-10000
F1805-08070	F1035-08070 F2515-08000	F1805-10030	F1035-10030 F2515-10000	F1805-10070	F1035-10070 F2515-10000
F1805-08075	F1035-08075 F2515-08000	F1805-10035	F1035-10035 F2515-10000	F1805-10085	F1035-10085 F2515-10000
F1805-10014	F1035-10014 F2515-10000	F1805-10040	F1035-10040 F2515-10000	F1805-12016	F1035-12016 F2515-12000
F1805-10016	F1035-10016 F2515-10000	F1805-10045	F1035-10045 F2515-10000	F1805-12020	F1035-12020 F2515-12000

TABLE OF BOLT, W/WASHER

BOLT,WWASHER	BOLT/WASHER	BOLT,WWASHER	BOLT/WASHER	BOLT,WWASHER	BOLT/WASHER
F1805-12025	F1035-12025 F2515-12000	F1805-12065	F1035-12065 F2515-12000	F1825-06010	F1035-06010 F2515-06000 F2500-06000
F1805-12030	F1035-12030 F2515-12000	F1805-12085	F1035-12085 F2515-12000	F1825-06012	F1035-06012 F2515-06000 F2500-06000
F1805-12035	F1035-12035 F2515-12000	F1805-14035	F1035-14035 F2515-14000	F1825-06014	F1035-06014 F2515-06000 F2500-06000
F1805-12040	F1035-12040 F2515-12000	F1805-14045	F1035-14045 F2515-14000	F1825-06016	F1035-06016 F2515-06000 F2500-06000
F1805-12045	F1035-12045 F2515-12000			F1825-06020	F1035-06020 F2515-06000 F2500-06000
F1805-12050	F1035-12050 F2515-12000			F1825-06025	F1035-06025 F2515-06000 F2500-06000
F1805-12055	F1035-12055 F2515-12000				
F1805-12060	F1035-12060 F2515-12000				

TABLE OF BOLT, W/WASHER

BOLT,WWASHER	BOLT/WASHER	BOLT,WWASHER	BOLT/WASHER	BOLT,WWASHER	BOLT/WASHER
F1825-06030	F1035-06030	F1825-08025	F1035-08025	F1825-08050	F1035-08050
	F2515-06000		F2515-08000		F2515-08000
	F2500-06000		F2500-08000		F2500-08000
F1825-06035	F1035-06035	F1825-08030	F1035-08030	F1825-08055	F1035-08055
	F2515-06000		F2515-08000		F2515-08000
	F2500-06000		F2500-08000		F2500-08000
F1825-06055	F1035-06055	F1825-08035	F1035-08035	F1825-08085	F1035-08085
	F2515-06000		F2515-08000		F2515-08000
	F2500-06000		F2500-08000		F2500-08000
F1825-08012	F1035-08012	F1825-08038	F1035-08038	F1825-10014	F1035-10014
	F2515-08000		F2515-08000		F2515-10000
	F2500-08000		F2500-08000		F2500-10000
F1825-08016	F1035-08016	F1825-08040	F1035-08040	F1825-10016	F1035-10016
	F2515-08000		F2515-08000		F2515-10000
	F2500-08000		F2500-08000		F2500-10000
F1825-08020	F1035-08020	F1825-08045	F1035-08045	F1825-10020	F1035-10020
	F2515-08000		F2515-08000		F2515-10000
	F2500-08000		F2500-08000		F2500-10000

TABLE OF BOLT, W/WASHER

BOLT,WWASHER	BOLT/WASHER	BOLT,WWASHER	BOLT/WASHER	BOLT,WWASHER	BOLT/WASHER
F1825-10025	F1035-10025	F1825-12025	F1035-12025	F2005-10016	F1155-10016
	F2515-10000		F2515-12000		F2515-10000
	F2500-10000		F2500-12000		
F1825-10030	F1035-10030	F1825-12030	F1035-12030	F2005-10020	F1155-10020
	F2515-10000		F2515-12000		F2515-10000
	F2500-10000		F2500-12000	F2005-10025	F1155-10025
F1825-10035	F1035-10035	F1825-12040	F1035-12040	F2005-10030	F1155-10030
	F2515-10000		F2515-12000		F2515-10000
	F2500-10000		F2500-12000		F2515-10000
F1825-10040	F1035-10040			F2005-10035	F1155-10035
	F2515-10000			F2515-10000	
	F2500-10000				
F1825-10080	F1035-10080			F2005-10040	F1155-10040
	F2515-10000			F2515-10000	
	F2500-10000				
F1825-12020	F1035-12020			F2005-10045	F1155-10045
	F2515-12000			F2515-10000	
	F2500-12000				
				F2005-10050	F1155-10050
					F2515-10000

TABLE OF BOLT, WWASHER

BOLT,WWASHER	BOLT/WASHER	BOLT,WWASHER	BOLT/WASHER	BOLT,WWASHER	BOLT/WASHER
F2005-10055	F1155-10055 F2515-10000	F2005-12040	F1155-12040 F2515-12000	F2015-10020	F1155-10020 F2515-10000 F2500-10000
F2005-10060	F1155-10060 F2515-10000	F2005-12045	F1155-12045 F2515-12000	F2015-10025	F1155-10025 F2515-10000 F2500-10000
F2005-10065	F1155-10065 F2515-10000	F2005-12050	F1155-12050 F2515-12000	F2015-10030	F1155-10030 F2515-10000 F2500-10000
F2005-10070	F1155-10070 F2515-10000	F2005-12055	F1155-12055 F2515-12000	F2015-10035	F1155-10035 F2515-10000 F2500-10000
F2005-12020	F1155-12020 F2515-12000	F2005-12065	F1155-12065 F2515-12000	F2015-10040	F1155-10040 F2515-10000 F2500-10000
F2005-12025	F1155-12025 F2515-12000			F2015-10050	F1155-10050 F2515-10000 F2500-10000
F2005-12030	F1155-12030 F2515-12000				
F2005-12035	F1155-12035 F2515-12000				

TABLE OF BOLT, W/WASHER

BOLT,WWASHER	BOLT/WASHER	BOLT,WWASHER	BOLT/WASHER	BOLT,WWASHER	BOLT/WASHER
F2015-10055	F1155-10055 F2515-10000 F2500-10000				
F2015-10060	F1155-10060 F2515-10000 F2500-10000				
F2015-12025	F1155-12025 F2515-12000 F2500-12000				
F2015-12030	F1155-12030 F2515-12000 F2500-12000				

TABLE OF COMBINATION FOR REPLACEABILITY -"G"-

GRP.NO.	REF. NO.	OLD PART NO.	SUBSTITUTE PARTS				
			SUBS.PART NO.	PART NAME	QTY	GRP.NO.& REF.NO.	
12	1	32C12-10100	32C12-20100	HOUSING, FLYWHEEL	1	12	1
			MF241256	BOLT	4	12	9

