



PARTS CATALOG

2.5t-3.5t 越野叉车

2.5-3.5T Rough terrain forklift truck

零件目录
PARTS CATALOG

杭叉集团股份有限公司
HANGCHA GROUP CO., LTD.

10-2021



杭叉集团股份有限公司
HANGCHA GROUP CO., LTD.

全国客服热线：400-884-7888

- 地址：中国浙江临安经济开发区东环路 88 号
- 电话：0571-88926666（总机号）85191117
- 传真：0571-85131772 ■ 邮编：311305
- 网站：<http://www.zjhc.cn> ■ 电子邮件：sales@zjhc.cn

- Address For: OVERSEAS USERS
- Address: 88 Donghuan Road, Lin'an Economic Development Zone,
Zhejiang, China ■ ZIP:311305
- Fax: 0086-571-88926789 0086-571-88132890
- Web: <http://www.hcforklift.com> ■ E-mail: sales@hcforklift.com

说 明

- 1、本“零件目录”汇集 2.5t~3.5t 越野叉车的零部件。
- 2、查询方法：
 - ① 用户可根据目录中各总成图查找所需的零部件的序号，根据序号可查得相应的图号或标准号。
 - ② 本目录中凡各种叉车通用的零件在目录中不加说明，不通用件除了在目录的右上角表示此总成所适用的车型代号和车型外，还在相应的备注予以区别。
- 3、订购零件时，须写明所用叉车的型号，出厂编号，所需零部件代号、名称及订购数量。
- 4、维修更换零部件时，为确保质量，请使用本公司零部件。
- 5、为提高质量，本公司将对某些零部件进行改进，对改进部分在本目录中不能同时一一修改，请用户谅解，欲了解详细情况可与本公司销售公司及备件处联系。
- 6、-X 集装箱叉车，除门架不同外，其余完全通用。
- 7、门架另见《2.5t-3.5t 越野叉车 门架零件目录》。

INFORMATION

- I .This catalogue collects all of the parts (components)in series of 2.5-3.5 ton fork lift trucks.
- II .Looking up methods:
 - ① First looking up the series number of the part (component) in the drawings of the assembly, in which the part (component) is in the catalogue and then the codes of the drawing and standard of the part (the component) in terms of the series number.
 - ② No noted are all of the interchangeable parts and components ,non-interchangeable parts and components are noted that which model can be applied, and it will be noted at top righter corner of catalogue and corresponding remark..
- III. Model, series Number, code Number of drawing and quantity should be given when ordering the spare parts.
- IV. It is recommended to use the parts and components made by us for ideal the service and maintenance.
- V . We reserve the right of the change of the truck in construction for improving our products without notice. For the details of changes, please consult with sales department of Hangzhou Forklift Truck Co., Ltd.
- VI. Container fork lift truck and CP series truck is same except of the lifting system.
- VII. Mast see “**2.5t-3.5t Rough terrain forklift truck Mast Parts Catalog**”.

缩写及代码:	Abbreviations and codes:
(A) (B) 车型代号 A1,A2,A3 总成序号 Assy 总成或组件 INC 包含	(A) (B) Model numbers A1,A2,A3 Item,Assy Assy Assembly INC Including

目 录 CONTENTS

第一部分	传动系统	PART I	DRIVING SYSTEM.....	1-A
第二部分	转向系统	PART II	STEERING SYSTEM.....	2-A
第三部分	动力系统	PART III	POWER SYSTEM.....	3-A
第四部分	车身系统	PART IV	BODY SYSTEM.....	4-A
第五部分	操纵系统	PART V	CONTROLLING SYSTEM	5-A
第六部分	液压系统	PART VI	HYDRAULIC SYSTEM	6-A
第七部分	电气系统	PART VII	ELECTRICAL SYSTEM	7-A
第八部分	驾驶室	PART VIII	CAB SYSTEM	8-A

第一部分 传动系统目录
PART I Driving system contents

- (A) CPCD30/35-XW43E-RT (B) CPCD30/35-XW33E-RT (C) CPCD25-XW43E-RT (D) CPCD25-XW33E-RT
 (E) CPCD30/35-XW33C-RT4 (F) CPCD25-XW33C-RT4 (G) CPCD30/35-XW43C-RT4 (H) CPCD25-XW43C-RT4
 (I) CPCD30/35-XW98C-RT4 (J) CPCD30/35-XW98E-RT2 (K) CPCD25-XW98C-RT4 (L) CPCD25-XW98E-RT2
 (M) CPCD30/35-XG72E-RT2 (N) CPCD25-XG72E-RT2 (O) CPCD30/35-XG72C-RT4 (P) CPCD25-XG72C-RT4

序号 Item	名称 Description	适用车型 Serial No.	页码 Page
图 1 Fig. 1	传动系统 Driving system	(A) (B) (C) (D) (J) (L) (M) (N)	1-1
图 2 Fig. 2	传动系统 Driving system	(E) (F) (G) (H) (I) (K) (O) (P)	1-3
图 3 Fig.3	变速箱安装 Transmission mounting	(E) (F) (G) (H) (I) (K) (O) (P)	1-5
图 4 Fig. 4	驱动桥 Drive axle	(A) (B) (C) (D) (J) (L) (M) (N)	1-6
图 5 Fig. 5	驱动桥 Drive axle	(E) (F) (G) (H) (I) (K) (O) (P)	1-10
图 6 Fig.6	湿式制动器总成 wet disc brake assy	(E) (F) (G) (H) (I) (K) (O) (P)	1-12
图 7 Fig. 7	湿式制动器活塞总成 piston assy	(E) (F) (G) (H) (I) (K) (O) (P)	1-13
图 8 Fig. 8	湿式制动器摩擦片总成 Brake lining assy	(E) (F) (G) (H) (I) (K) (O) (P)	1-14
图 9 Fig. 9	轮边总成 Hub drive axle assy	(E) (F) (G) (H) (I) (K) (O) (P)	1-15
图 10 Fig. 10	轮边总成-行星架组件 Hub drive axle assy	(E) (G) (I) (O)	1-17

序号 Item	名称 Description	适用车型 Serial No.	页码 Page
图 10-1 Fig. 10-1	轮边总成-行星架组件 Hub drive axle assy	Ⓕ Ⓖ Ⓗ Ⓚ Ⓟ	1-18
图 11 Fig. 11	桥壳总成 Housing,driving axle	Ⓔ Ⓕ Ⓖ Ⓗ Ⓚ Ⓟ Ⓡ	1-19
图 12 Fig.12	主减速器总成 Main reducer assy	Ⓔ Ⓕ Ⓖ Ⓗ Ⓚ Ⓟ Ⓡ	1-20
图 13 Fig. 13	主减速器总成-主传动与差速器总成 Main reducer assembly-Main drive and differential assembly	Ⓔ Ⓕ Ⓖ Ⓗ Ⓚ Ⓟ Ⓡ	1-23
图 14 Fig. 14	前轮（单轮） Front wheel（Single tyre）	全部车型 All models of truck	1-24
图 15 Fig. 15	冷却油管总成 Cooling oil pipe assy	全部车型 All models of truck	1-25
图 16 Fig. 16	制动器总成 Brake assy	Ⓐ Ⓑ Ⓒ Ⓓ Ⓜ Ⓝ Ⓡ	1-26
图 17 Fig. 17	变速箱（其 1） Transmission(part-1)	Ⓐ Ⓑ Ⓒ Ⓓ Ⓜ Ⓝ Ⓡ	1-29
图 17-1 Fig. 17-1	电控阀总成 Electric control valve assembly	Ⓐ Ⓑ Ⓒ Ⓓ Ⓜ Ⓝ Ⓡ	1-35
图 18 Fig. 18	变速箱（其 2） Transmission(part-2)	Ⓐ Ⓑ Ⓒ Ⓓ Ⓜ Ⓝ Ⓡ	1-38
图 19 Fig. 19	变速箱（其 3） Transmission(part-3)	Ⓐ Ⓑ Ⓒ Ⓓ Ⓜ Ⓝ Ⓡ	1-40
图 20 Fig. 20	变速箱（其 4） Transmission(part-4)	Ⓐ Ⓑ Ⓒ Ⓓ Ⓜ Ⓝ Ⓡ	1-42
图 21 Fig. 21	变速箱（其 5） Transmission(part-5)	Ⓐ Ⓑ Ⓒ Ⓓ Ⓜ Ⓝ Ⓡ	1-46
图 22 Fig. 22	液力变速箱(其 1) (中柴) (ShaoXin) Hydrodynamic gear-box(part-1)	Ⓔ Ⓕ Ⓖ Ⓗ Ⓚ Ⓟ Ⓡ	1-47
图 23 Fig. 23	液力变速箱(其 2) (中柴) (ShaoXin) Hydrodynamic gear-box(part-2)	Ⓔ Ⓕ Ⓖ Ⓗ Ⓚ Ⓟ Ⓡ	1-52

序号 Item	名称 Description	适用车型 Serial No.	页码 Page
图 24 Fig. 24	输入轴离合器总成 Input shaft clutch assembly	Ⓔ Ⓕ Ⓖ Ⓗ ① Ⓚ ⓐ ⓑ	1-54
图 25 Fig. 25	中间轴离合器总成 Intermediate shaft clutch assembly	Ⓔ Ⓕ Ⓖ Ⓗ ① Ⓚ ⓐ ⓑ	1-56
图 26 Fig. 26	倒挡轴离合器总成 Reversing shaft clutch assembly	Ⓔ Ⓕ Ⓖ Ⓗ ① Ⓚ ⓐ ⓑ	1-58
图 27 Fig.27	脱桥轴离合器总成 Take off the bridge axis clutch assembly	Ⓔ Ⓕ Ⓖ Ⓗ ① Ⓚ ⓐ ⓑ	1-60
图 28 Fig. 28	传动轴总成 The shaft assembly	Ⓔ Ⓕ Ⓖ Ⓗ ① Ⓚ ⓐ ⓑ	1-62
图 29 Fig. 29	液力变速箱(其 1) (中柴) (ShaoXin) ≥2020-07-10 Hydrodynamic gear-box(part-1)	Ⓔ Ⓕ Ⓖ Ⓗ ① Ⓚ ⓐ ⓑ	1-63
图 30 Fig. 30	液力变速箱(其 2) (中柴) (ShaoXin) ≥2020-07-10 Hydrodynamic gear-box(part-2)	Ⓔ Ⓕ Ⓖ Ⓗ ① Ⓚ ⓐ ⓑ	1-68
图 31 Fig. 31	输入轴离合器总成 ≥2020-07-10 Input shaft clutch assembly	Ⓔ Ⓕ Ⓖ Ⓗ ① Ⓚ ⓐ ⓑ	1-70
图 32 Fig. 32	中间轴离合器总成 ≥2020-07-10 Intermediate shaft clutch assembly	Ⓔ Ⓕ Ⓖ Ⓗ ① Ⓚ ⓐ ⓑ	1-72
图 33 Fig. 33	倒挡轴离合器总成 ≥2020-07-10 Reversing shaft clutch assembly	Ⓔ Ⓕ Ⓖ Ⓗ ① Ⓚ ⓐ ⓑ	1-74
图 34 Fig. 34	脱桥轴离合器总成 ≥2020-07-10 Take off the bridge axis clutch assembly	Ⓔ Ⓕ Ⓖ Ⓗ ① Ⓚ ⓐ ⓑ	1-76
图 35 Fig. 35	传动轴总成 ≥2020-07-10 The shaft assembly	Ⓔ Ⓕ Ⓖ Ⓗ ① Ⓚ ⓐ ⓑ	1-78
图 36 Fig. 36	护罩总成 Shield assembly	Ⓔ Ⓕ Ⓖ Ⓗ ① Ⓚ ⓐ ⓑ	1-79

图1 传动系统
Fig.1 Driving system

Ⓐ CPCD30/35-XW43E-RT Ⓑ CPCD30/35-XW33E-RT Ⓒ CPCD25-XW43E-RT Ⓓ CPCD25-XW33E-RT
 Ⓙ CPCD30/35-XW98E-RT2 Ⓛ CPCD25-XW98E-RT2 Ⓜ CPCD30/35-XG72E-RT2
 Ⓝ CPCD25-XG72E-RT2

序号 Item	物料码 Part NO.	名称 Description	数量 Qty	备注或适用车型 Remarks Or Serial NO.
A1	RTE350-110000-000	传动系统 Driveaxle system	1	Ⓐ Ⓑ Ⓙ Ⓜ
A2	RTE250-110000-000	传动系统 Driveaxle system	1	Ⓒ Ⓓ Ⓛ Ⓝ
1	RTE350-110000-G00	驱动桥总成 Driveaxle assy	1	
2	G000093-000012-00	垫圈 12 Washer 12	14	
3	G005786-012035-00	螺栓 M12×1.25×35 Bolt M12×1.25×35	14	
4	RTE350-120000-G00	液力变速箱 Hydraulic transmission box	1	Ⓐ Ⓑ Ⓙ Ⓜ
4	RTE250-120000-G00	液力变速箱 Hydraulic transmission box	1	Ⓒ Ⓓ Ⓛ Ⓝ
4-1	RTE350-121000-G00	主减速器总成 Main reducer assembly	1	Ⓐ Ⓑ Ⓙ Ⓜ
4-2	RTE250-121000-G00	主减速器总成 Main reducer assembly	1	Ⓒ Ⓓ Ⓛ Ⓝ
4-3	RTE350-122000-G00	液力传动变速箱 Hydrodynamic Transmission Gearbox	1	
5	G005786-008035-04	螺栓 M10×1.25×35 Bol M10×1.25×35	7	
6	G000093-000010-00	垫圈 10 Washer 10	8	
7	G005783-010045-00	螺栓 M10×45 Bol M10×45	1	
8	G006170-000010-00	螺母 M10 Nut M10	1	

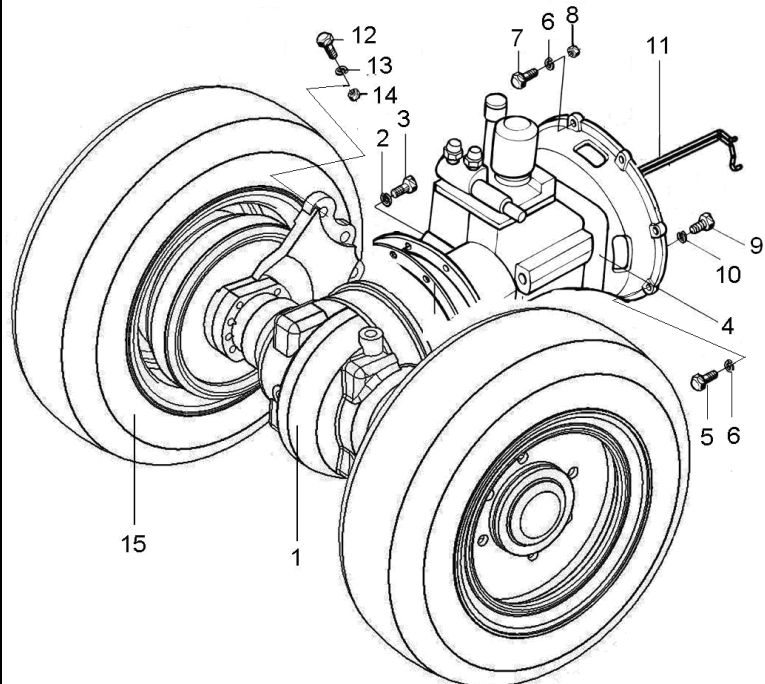


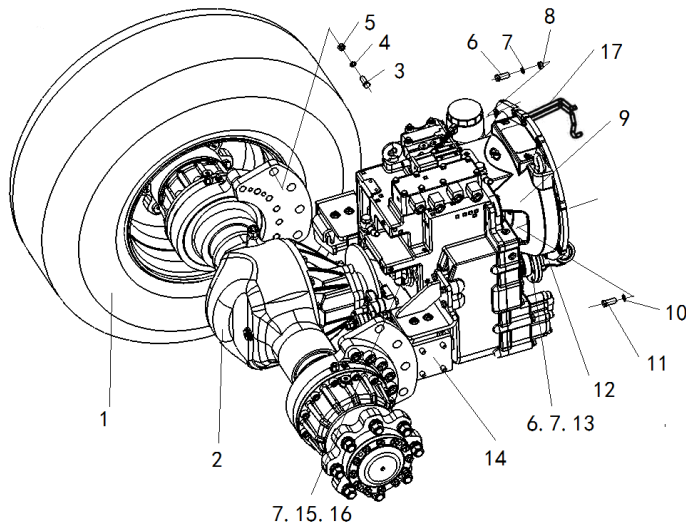
图1 传动系统
Fig.1 Driving system

Ⓐ CPCD30/35-XW43E-RT Ⓑ CPCD30/35-XW33E-RT Ⓒ CPCD25-XW43E-RT Ⓓ CPCD25-XW33E-RT
 Ⓙ CPCD30/35-XW98E-RT2 Ⓛ CPCD25-XW98E-RT2 Ⓜ CPCD30/35-XG72E-RT2
 Ⓝ CPCD25-XG72E-RT2

序号 Item	物料码 Part NO.	名称 Description	数量 Qty	备注或适用车型 Remarks Or Serial NO.	
9	G005783-008020-00		螺栓 M8×20 Bolt M8×20	12	
10	G000093-000008-00		垫圈 8 Washer 8	12	
11	RTE350-140000-000		冷却油管总成 Oil cooling pipe assy	1	
12	G000027-024080-01		螺栓 M24×80 Bolt M24×80	10	
13	G006170-000024-01		螺母 M24 Nut M24	10	
14	G007244-000024-00		垫圈 24 Washer 24	10	
15	RTE350-150000-000		前轮总成(单轮) Front wheel assy	2	Ⓐ Ⓑ Ⓙ Ⓜ
15	RTE250-150000-000		前轮总成(单轮) Front wheel assy	2	Ⓒ Ⓓ Ⓛ Ⓝ

图2 传动系统
Fig.2 Driving system

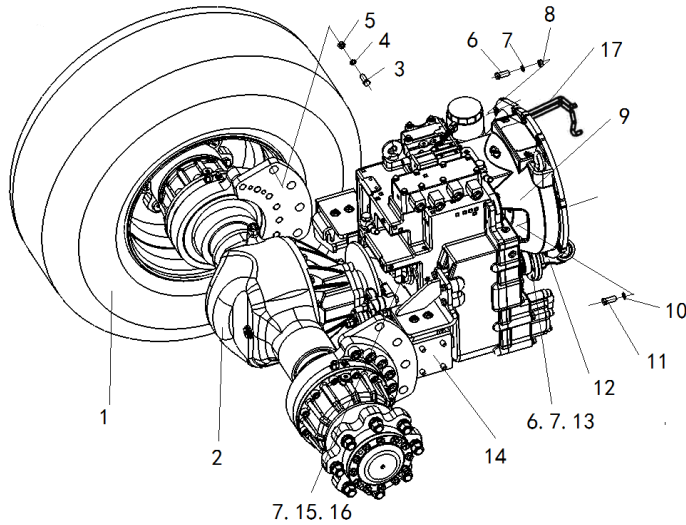
Ⓔ CPCD30/35-XW33C-RT4 Ⓕ CPCD25-XW33C-RT4 Ⓖ CPCD30/35-XW43C-RT4
 Ⓗ CPCD25-XW43C-RT4 Ⓘ CPCD30/35-XW98C-RT4 Ⓚ CPCD25-XW98C-RT4
 Ⓞ CPCD30/35-XG72C-RT4 Ⓟ CPCD25-XG72C-RT4



序号 Item	物料码 Part NO.	名称 Description	数量 Qty	备注或适用车型 Remarks Or Serial NO.
A1	RTC350-100000-000	传动系统 Driveaxle system	1	Ⓔ Ⓖ Ⓘ Ⓞ
A2	RTC250-100000-000	传动系统 Driveaxle system	1	Ⓕ Ⓗ Ⓚ Ⓟ
1	RTE350-150000-000	前轮总成(单轮) Front wheel assy	2	3.0t-3.5t
1	RTE250-150000-000	前轮总成(单轮) Front wheel assy	2	2.5t
2	RTC350-110000-G00	驱动桥总成 Driveaxle assy	1	Ⓔ Ⓖ Ⓘ Ⓞ
2	RTC250-110000-G00	驱动桥总成 Driveaxle assy	1	Ⓕ Ⓗ Ⓚ Ⓟ
3	G000027-024080-01	螺栓 M24×80 Bolt M24×80	8	
4	G007244-000024-00	垫圈 24 Washer 24	8	
5	G006170-000024-01	螺母 M24 Nut M24	8	
6	G005783-010045-00	螺栓 M10×45 Bol M10×45	1	
6	G005786-008035-04	螺栓 M10×1.25×35 Bol M10×1.25×35	15	
7	G000093-000010-00	垫圈 10 Washer 10	24	
8	G006170-000010-00	螺母 M10 Nut M10	1	
9	RTC350-120000-G00	液力传动变速箱 Hydrodynamic Transmission Gearbox	1	<2020-07-10

图2 传动系统
Fig.2Driving system

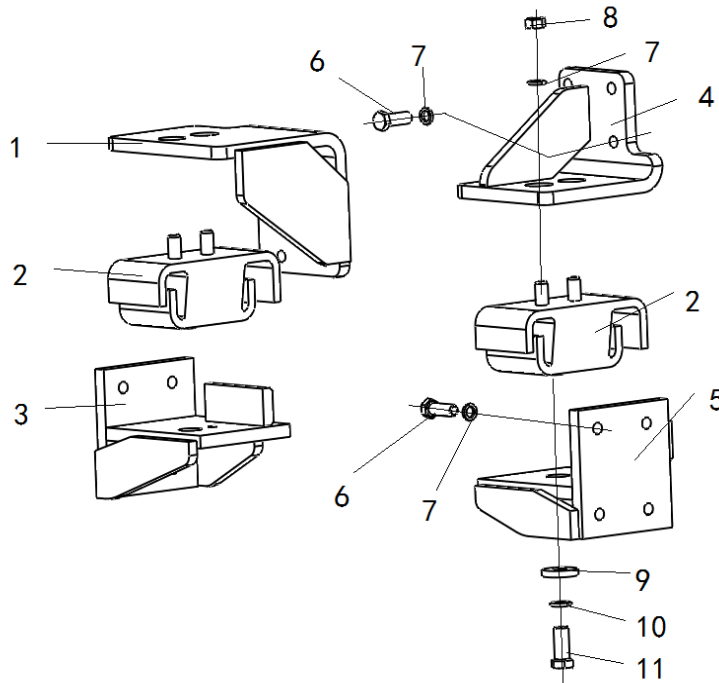
Ⓔ CPCD30/35-XW33C-RT4 Ⓕ CPCD25-XW33C-RT4 Ⓖ CPCD30/35-XW43C-RT4
 Ⓗ CPCD25-XW43C-RT4 Ⓜ CPCD30/35-XW98C-RT4 Ⓚ CPCD25-XW98C-RT4
 Ⓞ CPCD30/35-XG72C-RT4 Ⓟ CPCD25-XG72C-RT4



序号 Item	物料码 Part NO.	名称 Description	数量 Qty	备注或适用车型 Remarks Or Serial NO.
9	RTC350-120000-G01	液力变速箱 Hydrodynamic Transmission Gearbox	1	≥2020-07-10
10	G000093-000008-00	垫圈 8 Washer 8	12	
11	G005783-008020-00	螺栓 M8×20 Bolt M8×20	12	
12	RTC350-160000-G00	传动轴 Transmission shaft	1	
13	G006171-000010-01	螺母 M10×1.25 Nut M10×1.25	8	
14	见图 3 See fig.3	变速箱安装 Gearbox installation		
15	R561-130000-000	翼形联轴器总成 Cardan assy	1	
16	G005786-010050-00	螺栓 M10×1.25×50 Bol M10×1.25×50	8	
17	RTE350-140000-000	冷却油管总成 Oil coolingpipe assy	1	

图3 变速箱安装
Fig.3 Transmission mounting

Ⓔ CPCD30/35-XW33C-RT4 Ⓕ CPCD25-XW33C-RT4 Ⓖ CPCD30/35-XW43C-RT4
Ⓗ CPCD25-XW43C-RT4 Ⓘ CPCD30/35-XW98C-RT4 Ⓚ CPCD25-XW98C-RT4
Ⓞ CPCD30/35-XG72C-RT4 Ⓟ CPCD25-XG72C-RT4



序号 Item	物料码 Part NO.	名称 Description	数量 Qty	备注或适用车型 Remarks Or Serial NO.
1	RTC350-100300-001	变速箱右支架 Bracket ,Right	1	<2020-04-08
1	RTC350-100300-002	变速箱右支架 Bracket ,Right	1	>2020-04-08
2	GR501-355000-000	缓冲垫 Cushion	2	
3	RTC350-100400-001	变速箱右支座 Bracket ,Right	1	Ⓔ Ⓕ Ⓖ Ⓗ Ⓘ Ⓚ
3	RTC355-100400-000	变速箱右支座 Bracket ,Right	1	Ⓞ Ⓟ
4	RTC350-100200-001	变速箱左支架 Bracket ,Left	1	
5	RTC350-100100-001	变速箱左支座 Bracket ,Left	1	Ⓔ Ⓕ Ⓖ Ⓗ Ⓘ Ⓚ
5	RTC355-100100-000	变速箱左支座 Bracket ,Left	1	Ⓞ Ⓟ
6	G005783-012030-00	螺栓 M12×30 Bolt M12×30	16	Ⓔ Ⓖ Ⓘ Ⓞ Ⓟ
6	G005783-010030-00	螺栓 M10×30 Bolt M10×30		Ⓕ Ⓗ Ⓚ
7	G000093-000010-00	垫圈 10 Washer 10	20	
8	G006171-000010-01	螺母 M10×1.25 Nut M10×1.25	4	
9	50DH-300001	垫片 Washer	2	
10	G000093-000012-00	垫圈 12 Washer 12	4	
11	G005786-012030-00	螺栓 M12×1.25×30 Bolt M12×1.25×30	2	

图4 驱动桥
Fig.4 Drive axle

- Ⓐ CPCD30/35-XW43E-RT Ⓑ CPCD30/35-XW33E-RT Ⓒ CPCD25-XW43E-RT Ⓓ CPCD25-XW33E-RT
 Ⓙ CPCD30/35-XW98E-RT2 Ⓚ CPCD25-XW98E-RT2 Ⓛ CPCD30/35-XG72E-RT2
 Ⓝ CPCD25-XG72E-RT2

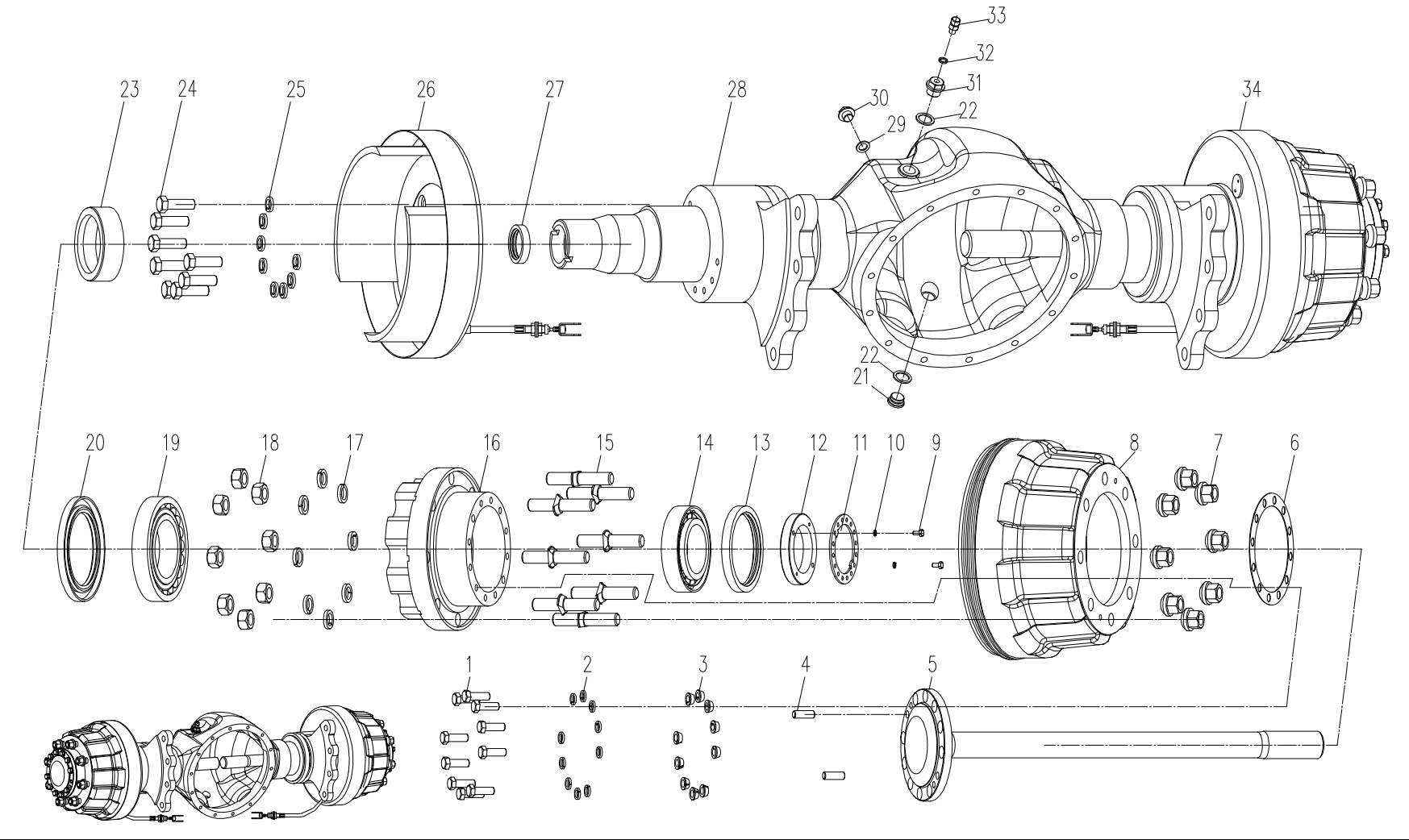
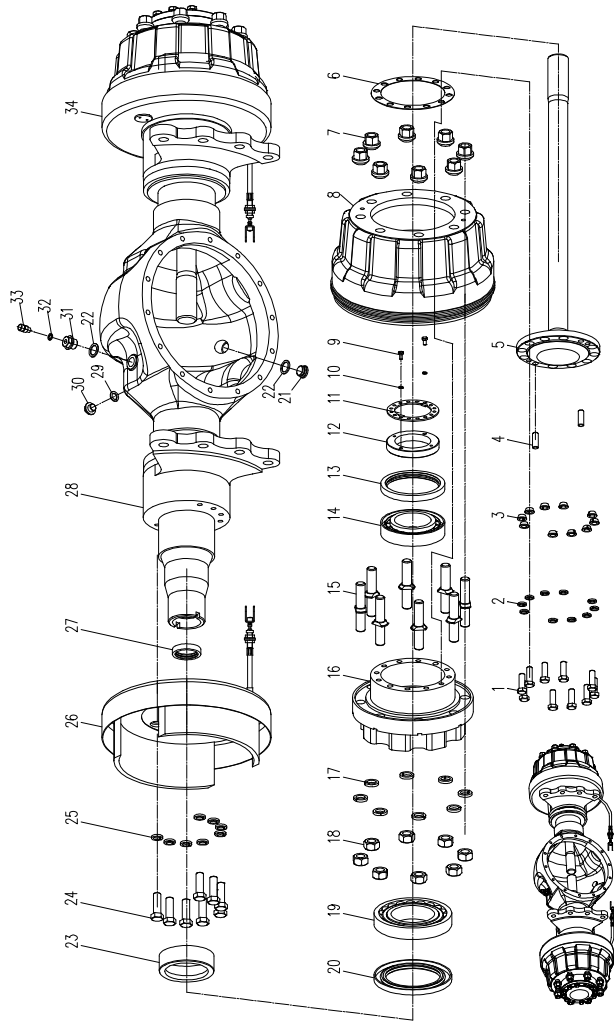


图4 驱动桥
Fig.4 Drive axle

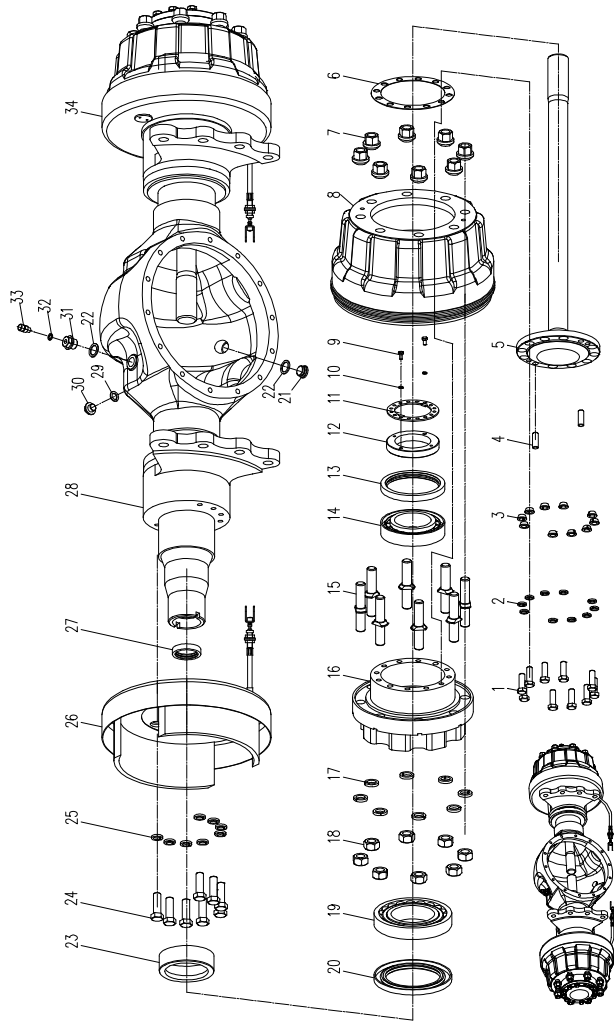
Ⓐ CPCD30/35-XW43E-RT Ⓑ CPCD30/35-XW33E-RT Ⓒ CPCD25-XW43E-RT Ⓓ CPCD25-XW33E-RT
 Ⓙ CPCD30/35-XW98E-RT2 Ⓚ CPCD25-XW98E-RT2 Ⓛ CPCD30/35-XG72E-RT2
 Ⓝ CPCD25-XG72E-RT2



序号 Item	物料码 Part NO.	名称 Description	数量 Qty	备注或适用车型 Remarks Or Serial NO.
A1	RTE350-110000-G00	驱动桥总成 Driveaxle assy	1	
1	N163-110021-000	螺栓 Bolt	20	
2	G000093-000012-00	垫圈 12 Washer 12	20	
3	N163-110019-000	压紧衬套 Clamp split-ring	20	
4	G000119-012035-03	销 D12×35 Pin D12×35	4	
5	RTE350-118000-G00	半轴 Half shaft	2	
6	RTE350-110010-G00	纸垫 Gasket	2	
7	N163-110015-000	轮毂螺母 Hub nut	16	
8	R450-110004-001	制动鼓 Brake drum	2	
9	G005783-006012-00	螺栓 M6×12 BoltM6×12	4	
10	G000093-000006-00	垫圈 6 Washer 6	4	
11	A450-110001-000	锁紧片 Locking shim	2	
12	A450-110002-000	锁紧螺母 Lock nut	2	
13	G9877P1-140011514-01	油封 FB115×140×14 Oil seal	2	
14	A450-113000-G00	轴承 32216 Bearing 32216	2	

图4 驱动桥
Fig.4 Drive axle

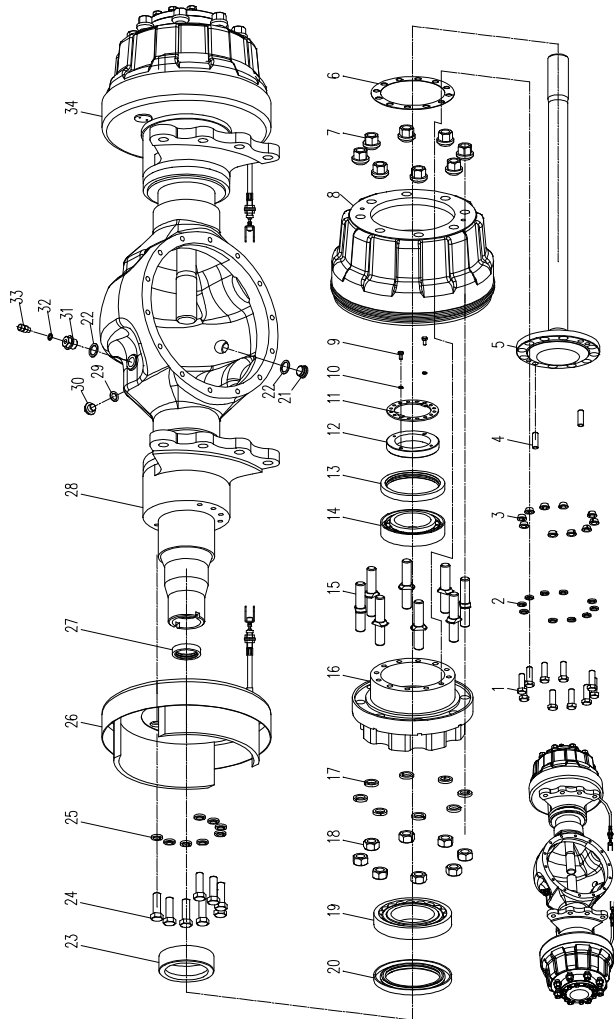
Ⓐ CPCD30/35-XW43E-RT Ⓑ CPCD30/35-XW33E-RT Ⓒ CPCD25-XW43E-RT Ⓓ CPCD25-XW33E-RT
 Ⓙ CPCD30/35-XW98E-RT2 Ⓚ CPCD25-XW98E-RT2 Ⓛ CPCD30/35-XG72E-RT2
 Ⓝ CPCD25-XG72E-RT2



序号 Item	物料码 Part NO.	名称 Description	数量 Qty	备注或适用车型 Remarks Or Serial NO.
15	R450-110007-000	轮毂螺栓 Bolt	16	
16	RTE350-116000-G00	轮毂 Hub	2	
17	G000093-000020-00	垫圈 20 Washer 20	16	
18	G006171-000020-05	螺母 M20×1.5 NutM20×1.5	16	
19	A450-112000-G00	轴承 7219E Bearing 7219E	2	
20	A450-115000-G00	油封 PD170×120×12 Oil seal	2	
21	J001001-0221P5-00	螺塞 M22×1.5 Plug M22×1.5	1	
22	J000982-000022-00	垫圈 22 Washer 22	2	
23	A450-110003-000	油封座 Oil Seat	2	
24	G005785-016065-05	螺栓 M16×1.5×65 Bol M16×1.5×65	16	
25	G000093-000016-00	垫圈 16 Washer 16	16	
26	RTE350-114000-G00	左制动器总成 Brake assy,LH	1	
27	G9877P1-045006212-01	油封 FB45×62×12 Oil seal	2	
28	RTE350-111000-G00	桥体 Axle	1	
29	J000982-000016-00	垫圈 16 Washer 16	1	

图4 驱动桥
Fig.4 Drive axle

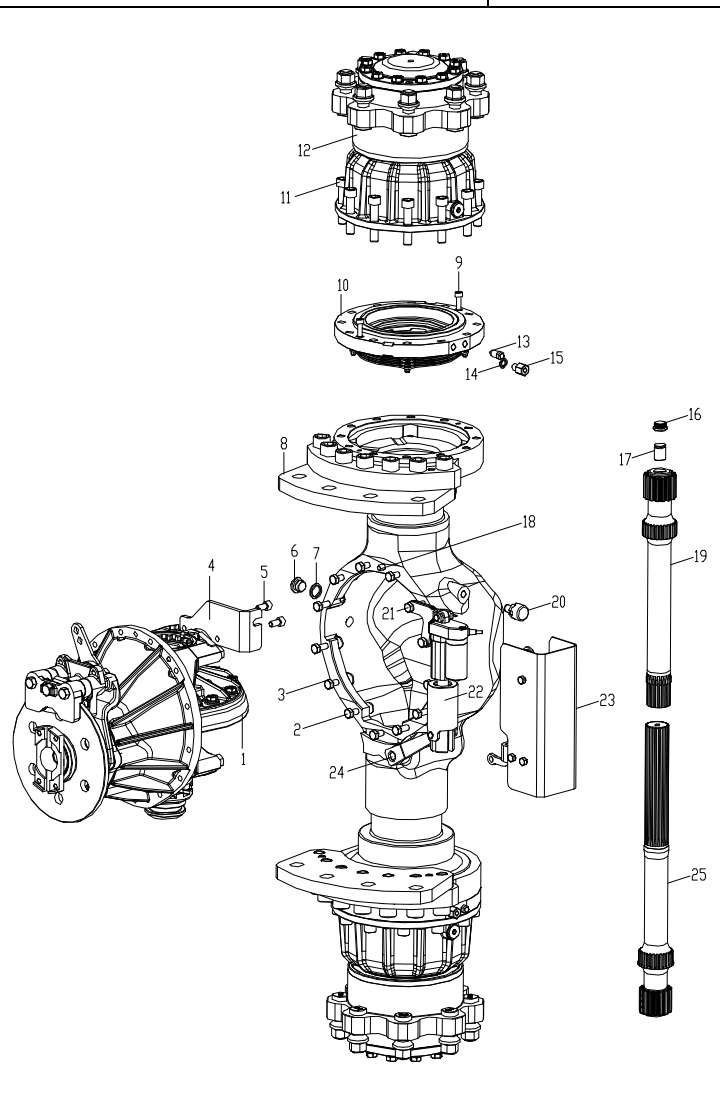
Ⓐ CPCD30/35-XW43E-RT Ⓑ CPCD30/35-XW33E-RT Ⓒ CPCD25-XW43E-RT Ⓓ CPCD25-XW33E-RT
 Ⓙ CPCD30/35-XW98E-RT2 Ⓛ CPCD25-XW98E-RT2 Ⓜ CPCD30/35-XG72E-RT2
 Ⓝ CPCD25-XG72E-RT2



序号 Item	物料码 Part NO.	名称 Description	数量 Qty	备注或适用车型 Remarks Or Serial NO.
30	J001000-0161P5-00	螺塞 M16×1.5 Plug M16×1.5	1	
31	RC250-110004-000	螺塞 Plug	1	
32	XB450-115000-000	呼吸器 Vented plug	1	
33	RTE350-115000-G00	右制动器总成 Brake assy,RH	1	

图5 驱动桥
Fig.5 Drive axle

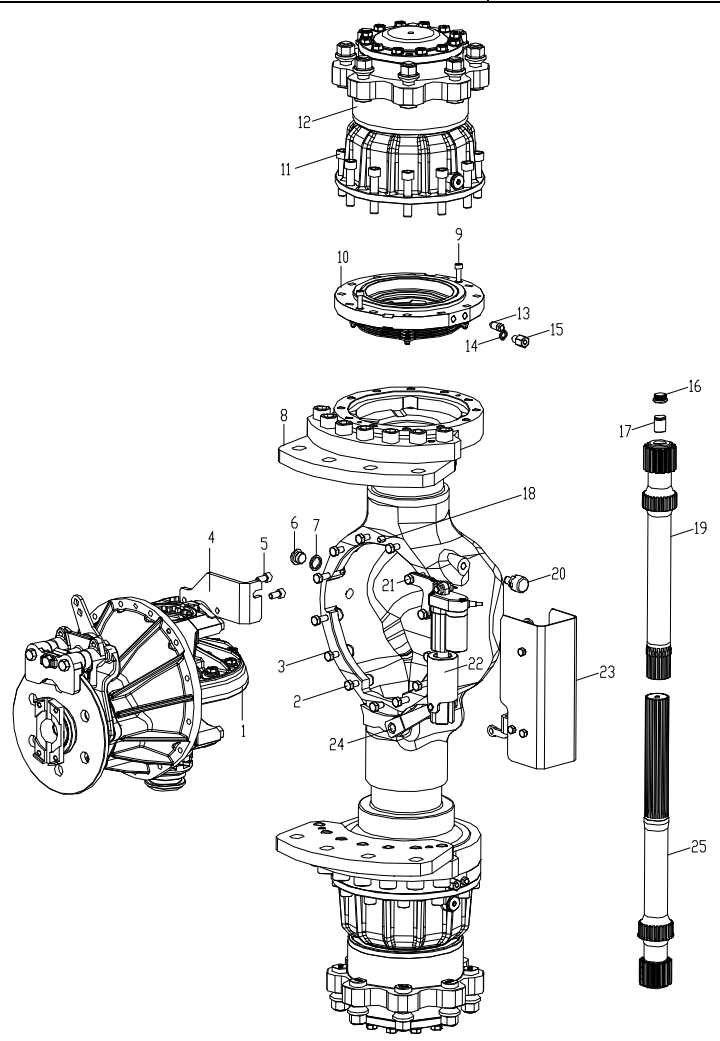
Ⓔ CPCD30/35-XW33C-RT4 Ⓕ CPCD25-XW33C-RT4 Ⓖ CPCD30/35-XW43C-RT4
 Ⓗ CPCD25-XW43C-RT4 ① CPCD30/35-XW98C-RT4 Ⓚ CPCD25-XW98C-RT4
 ② CPCD30/35-XG72C-RT4 Ⓟ CPCD25-XG72C-RT4



序号 Item	物料码 Code No.	名称 Description	数量 Qty	备注或适用车型 Remarks Or Serial No.
A1	RTC350-110000-G00	驱动桥总成 Driveaxle assy	1	Ⓔ Ⓖ ① ②
A2	RTC250-110000-G00	驱动桥总成 Driveaxle assy	1	Ⓕ Ⓗ Ⓚ Ⓟ
1	RTC350-112000-000	主减速器总成 Main reducer assy	1	见图.12 See Fig.12
2	G005783-010040-02	螺栓 M10×40 Bolt M10×40	10	
3	G000093-000010-00	垫圈 10 Washer 10	15	
4	RTC350-110003-000	手制动拉线 Hand brake cable	1	
5	GT070P1-010020-01	内六角圆柱头螺钉 M10×20 Screw M10×20	2	
6	J001001-0201P5-00	内六角螺塞 M20×1.5 Plug screw M20×1.5	2	
7	J000982-000020-00	组合密封垫圈 20 Spring washer 20	2	
8	RTC350-111000-000	桥壳总成 Housing,driving axle	1	见图.11 See Fig.11
9	G000070-008025-02	内六角圆柱头螺钉 M8×25 Bolt M8×25	4	
10	RTC350-114000-000	湿式制动器 wet disc brake	2	见图.6 See Fig.6
11	60120025	螺钉 M14×1.5×70 Bolt M14×1.5x70	24	
12	RTC350-113000-000	轮边减速器总成 Hub drive axle assy	2	Ⓔ Ⓖ ① ② 见图.9 See Fig.9
12	RTC250-113000-001	轮边减速器总成 Hub drive axle assy	2	Ⓕ Ⓗ Ⓚ Ⓟ 见图.9 See Fig.9

图5 驱动桥
Fig.5 Drive axle

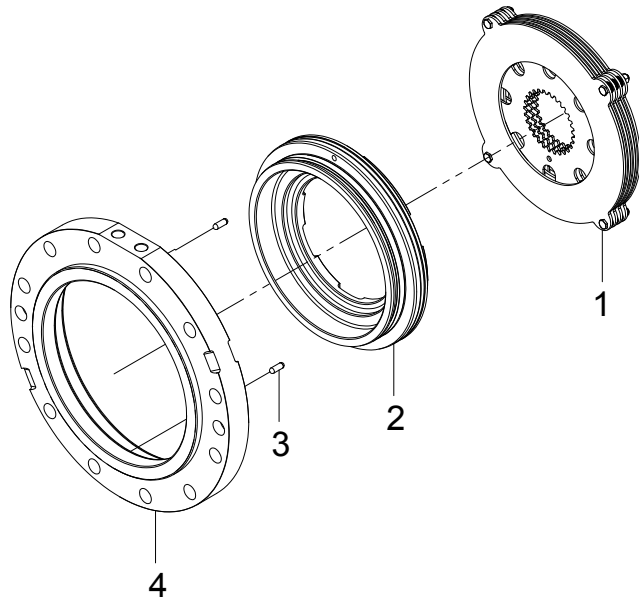
Ⓔ CPCD30/35-XW33C-RT4 Ⓕ CPCD25-XW33C-RT4 Ⓖ CPCD30/35-XW43C-RT4
 Ⓗ CPCD25-XW43C-RT4 Ⓛ CPCD30/35-XW98C-RT4 Ⓚ CPCD25-XW98C-RT4
 Ⓞ CPCD30/35-XG72C-RT4 Ⓟ CPCD25-XG72C-RT4



序号 Item	物料码 Code No.	名称 Description	数量 Qty	备注或适用车型 Remarks Or Serial No.
13	AHP352-110016-000	放气嘴 Breather	2	
14	J000982-000012-00	组合密封垫圈 12 Spring washer 12	2	
15	AHP352-110055-000	进油螺塞座 M10×1 Screw M10×1	2	
16	GR1001-113201-000	限位块 Limit block	2	
17	GR1001-113044-000	调整支柱 Strut, thrust	2	
18	G000119-010020-00	圆柱销 Round pin	1	
19	RTC350-110001-000	短半轴 Short shaft axle	1	
20	1F300-117007-000	放气塞 Breather	1	
21	G005783-010050-00	螺栓 M10×50 Bolt M10×50	2	
22	RTC350-115000-000	电动推杆总成 Electric putter assembly	1	
23	RTC350-116000-000	护罩总成 Shield assembly	1	见图 29 See Fig29
24	G005783-010025-00	螺栓 M10×25 Bolt M10×25	1	
25	RTC350-110002-000	长半轴 Long shaft axle	1	Ⓔ Ⓖ Ⓛ Ⓞ
25	RTC250-110002-001	长半轴 Long shaft axle	1	Ⓕ Ⓗ Ⓚ Ⓟ

图6 湿式制动器总成
Fig.6 wet disc brake assy

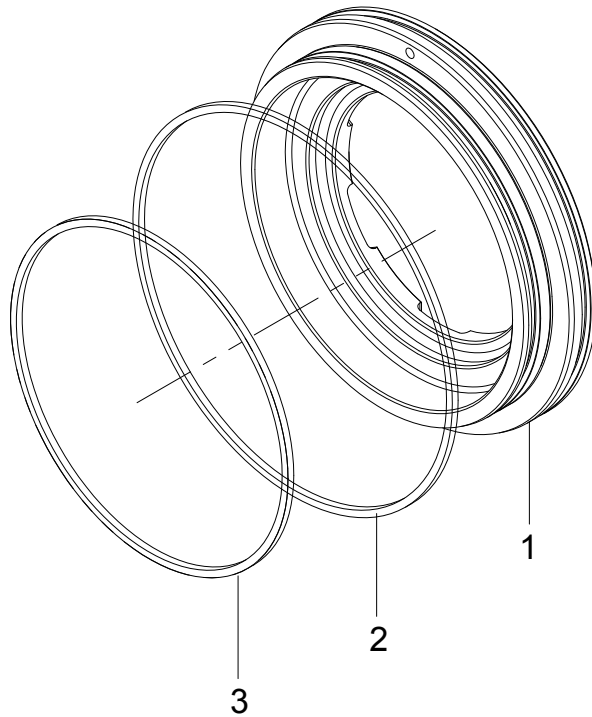
Ⓔ CPCD30/35-XW33C-RT4 Ⓕ CPCD25-XW33C-RT4 Ⓖ CPCD30/35-XW43C-RT4
 Ⓖ CPCD25-XW43C-RT4 ① CPCD30/35-XW98C-RT4 Ⓚ CPCD25-XW98C-RT4
 Ⓚ CPCD30/35-XG72C-RT4 Ⓟ CPCD25-XG72C-RT4



序号 Item	物料码 Code No.	名称 Description	数量 Qty	备注或适用车型 Remarks Or Serial No.
A1	RTC350-114000-000	湿式制动器总成 wet disc brake	2	包含 INC:1-4
1	RTC350-114200-000	摩擦片总成 Brake lining assy	1	见图.8 See Fig.8
2	XRBN468-114100-000	活塞总成 Piston assy	1	见图.7 See Fig.7
3	GT00309-00515P8-01	滚针 5×15.8 Kingpin	2	
4	XRBN468-114001-000	缸体 Cylinder	1	

图7 湿式制动器活塞总成
Fig.7 piston assy

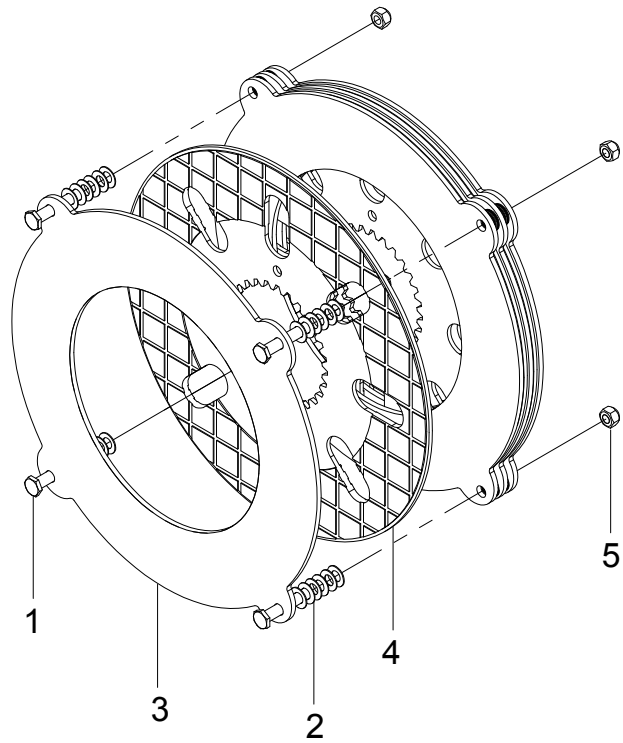
Ⓔ CPCD30/35-XW33C-RT4 Ⓕ CPCD25-XW33C-RT4 Ⓖ CPCD30/35-XW43C-RT4
 Ⓗ CPCD25-XW43C-RT4 Ⓘ CPCD30/35-XW98C-RT4 Ⓚ CPCD25-XW98C-RT4
 Ⓞ CPCD30/35-XG72C-RT4 Ⓟ CPCD25-XG72C-RT4



序号 Item	物料码 Code No.	名称 Description	数量 Qty	备注或适用车型 Remarks Or Serial No.
A1	XRBN468-114100-000	活塞总成 Piston assy	1	包含 INC:1-3
1	XRBN468-114101-000	活塞 Piston	1	
2	XRBN468-114103-000	矩形密封圈 187.52×3.53×31.53 Seal ring 187.52×3.53×31.53	1	
3	XRBN468-114102-000	矩形密封圈 161.97×3.53×31.53 Seal ring 161.97×3.53×31.53	1	

图8 湿式制动器摩擦片总成
Fig.8 Brake lining assy

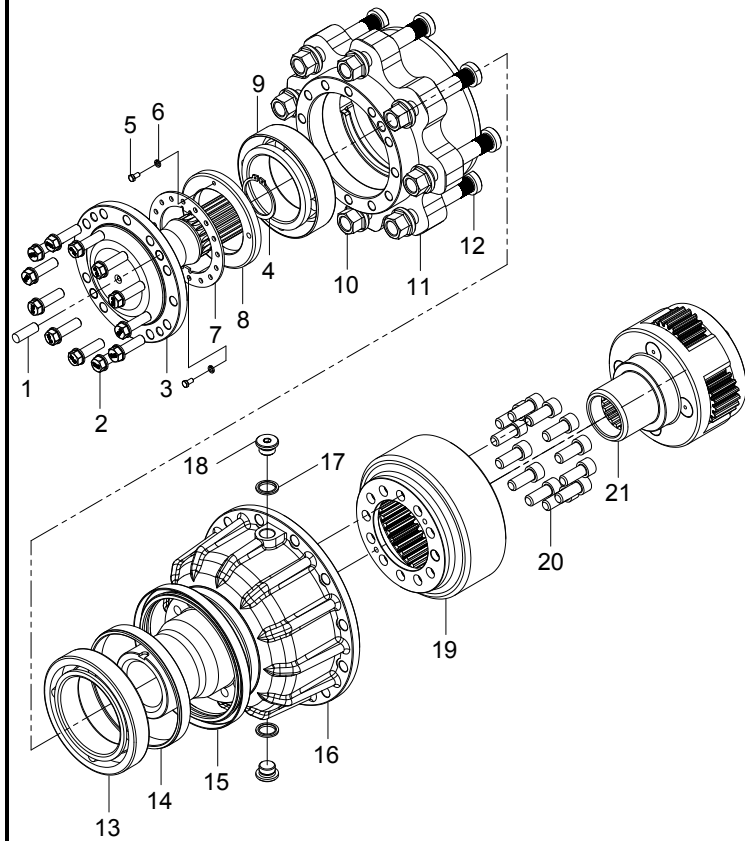
Ⓔ CPCD30/35-XW33C-RT4 Ⓕ CPCD25-XW33C-RT4 Ⓖ CPCD30/35-XW43C-RT4
Ⓖ CPCD25-XW43C-RT4 Ⓗ CPCD30/35-XW98C-RT4 Ⓙ CPCD25-XW98C-RT4
Ⓢ CPCD30/35-XG72C-RT4 Ⓣ CPCD25-XG72C-RT4



序号 Item	物料码 Code No.	名称 Description	数量 Qty	备注或适用车型 Remarks Or Serial No.
A1	RTC350-114200-000	摩擦片总成 Brake lining assy	1	包含 INC:1-5
1	XB452-114201-600	六角头螺栓 M5×28 Bolt M5×28	4	
2	AHP352-110060-000	蝶形弹簧 Spring	72	
3	81HC10200	制动片 φ 116×187×2.5	4	
4	81HC10210	摩擦片 118×186×3.5/2 Brake lining	3	
5	61032005	I型金属六角锁紧螺母 M5 Nuts M5	4	

图9 轮边总成
Fig.9 Hub drive axle assy

Ⓔ CPCD30/35-XW33C-RT4 Ⓕ CPCD25-XW33C-RT4 Ⓖ CPCD30/35-XW43C-RT4
Ⓗ CPCD25-XW43C-RT4 Ⓛ CPCD30/35-XW98C-RT4 Ⓚ CPCD25-XW98C-RT4
Ⓞ CPCD30/35-XG72C-RT4 Ⓟ CPCD25-XG72C-RT4

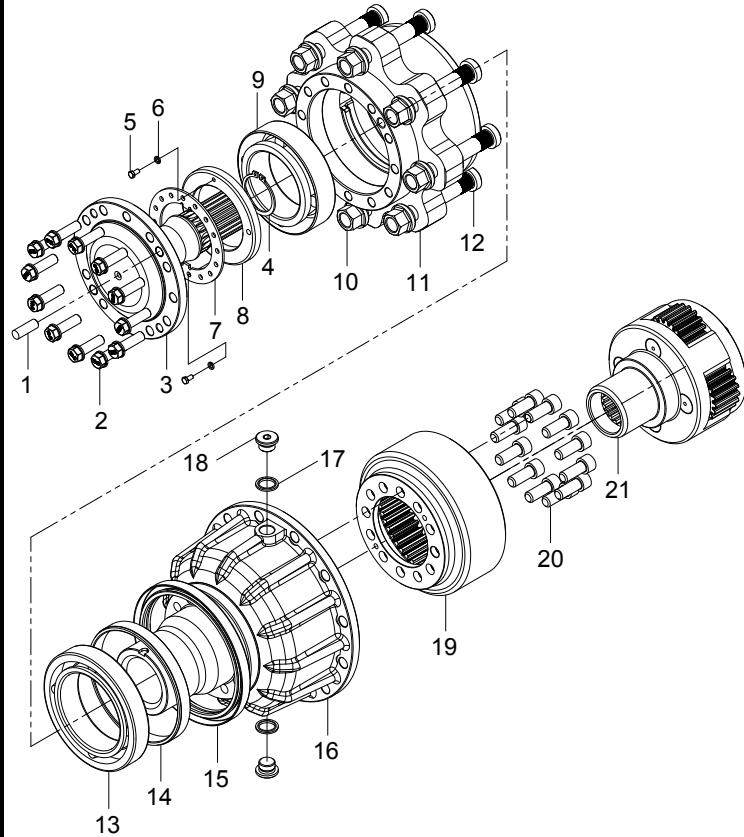


序号 Item	物料码 Code No.	名称 Description	数量 Qty	备注或适用车型 Remarks Or Serial No.
A1	RTC350-113000-000	轮边减压器总成 Hub drive axle assy	2	Ⓔ Ⓖ Ⓛ Ⓞ 包含 INC:1-21
A2	RTC250-113000-001	轮边减压器总成 Hub drive axle assy	2	Ⓗ Ⓕ Ⓚ Ⓟ 包含 INC:1-21
1	G000119-012035-04	圆柱销 12 ×35 Pin 12×35	2	
2	A300-110006-000	半轴螺 M12×1.25×40 Bolt M12×1.5×40	12	
3	XB452-113005-600	外半轴 Shaft	1	
4	G0894P1-000052-00	轴用弹性挡圈 A 型 52 Circlip for shaft type a 52	1	
5	G005787-006012-00	螺栓 M6×12 Bolt M6×12	2	
6	G000093-000006-00	弹簧垫圈 6 Spring washer 6	2	
7	XRBN468-113009-000	锁紧片 Locking shim	1	
8	XRBN468-113008-000	锁紧螺母 M90×2 Locking nuts M90×2	1	
9	GT00297-0033018-00	单列圆锥滚子轴承 33018 Bearing 33018	1	
10	N163-110015-000	轮毂螺母 Nuts	8	
11	RTC350-113002-000	轮毂 Wheels	1	
12	XRBN468-113007-000	轮毂螺栓 M20×1.5×72 Bolt M20×1.5×72	8	

图9 轮边总成

Fig.9 Hub drive axle assy

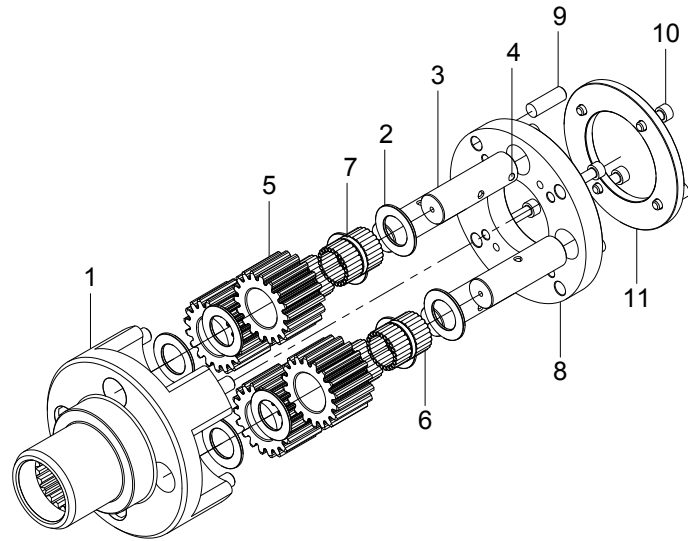
Ⓔ CPCD30/35-XW33C-RT4 Ⓕ CPCD25-XW33C-RT4 Ⓖ CPCD30/35-XW43C-RT4
 Ⓗ CPCD25-XW43C-RT4 Ⓛ CPCD30/35-XW98C-RT4 Ⓚ CPCD25-XW98C-RT4
 Ⓞ CPCD30/35-XG72C-RT4 Ⓟ CPCD25-XG72C-RT4



序号 Item	物料码 Code No.	名称 Description	数量 Qty	备注或适用车型 Remarks Or Serial No.
13	GT00297-0032021-00	单列圆锥滚子轴承 32021 Bearing 32021	1	
14	G9877P1-160019015-01	油封 FB160×190×15 Oil seal FB160×190×15	1	
15	XB452-113006-600	油封座 Oil seal seat	1	
16	XB452-113001-600	壳体 case	1	
17	J000982-000020-00	组合密封垫圈 20 Sealing washers 20	2	
18	J001001-0201P5-00	内六角螺塞 M20×1.5 Plug M20×1.5	2	
19	RTC350-113004-000	齿圈 Ring gear	1	Ⓔ Ⓖ Ⓛ Ⓞ
19	RTC250-113004-001	齿圈 Ring gear	1	Ⓕ Ⓗ Ⓚ Ⓟ
20	GT070P6-014035-00	内六角圆柱头螺钉 M14×1.5×35 Screw M14×1.5×35	12	
21	RTC350-113100-000	行星架组件 Planetary frame	1	Ⓔ Ⓖ Ⓛ Ⓞ 见图.10 See Fig.10
21	RTC250-113100-001	行星架组件 Planetary frame	1	Ⓕ Ⓗ Ⓚ Ⓟ 见图.10-1 See Fig.10-1

图 10 轮边总成-行星架组件
Fig.10 Hub drive axle assy

Ⓔ CPCD30/35-XW33C-RT4 Ⓒ CPCD30/35-XW43C-RT4 Ⓛ CPCD30/35-XW98C-RT4
Ⓞ CPCD30/35-XG72C-RT4

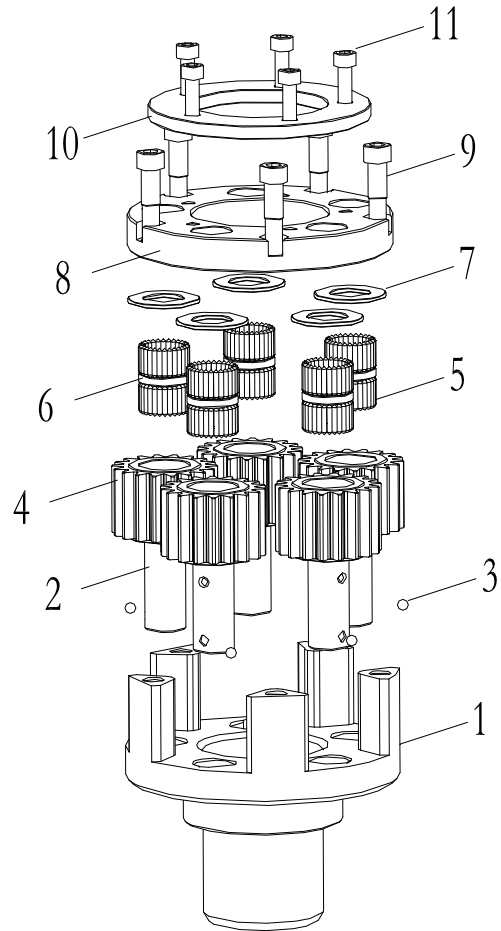


序号 Item	物料码 Code No.	名称 Description	数量 Qty	备注或适用车型 Remarks Or Serial No.
A1	RTC350-113100-000	行星架组件 Planetary frame	1	包含 INC:1-11 子件不单供 Sub parts are not provided separately
1	RTC350-113101-000	行星架体 Planetary frame	1	
2	RTC350-113106-000	行星轮垫 Planetary wheel mats	8	
3	RTC350-113104-000	行星轴 Planetary shaft	4	
4	G000308-001004-00	钢球 1/4" Steel ball	4	
5	RTC350-113103-000	行星轮 Planetary wheel	4	
6	GT00309-00417P8-01	滚针 4×17.8 Needle roller 4×17.8	192	
7	RTC350-113107-000	隔套 Sleeves	4	
8	RTC350-113102-000	行星轮架 Planetary wheel	1	
9	G000119-012035-04	圆柱销 12 ×35 Pin 12 ×35	4	
10	GT070P1-008025-00	内六角圆柱头螺钉 M8×25	8	
11	RTC350-113105-000	压板 Pressure plate	1	

图 10-1 轮边总成-行星架组件

Fig.10-1 Hub drive axle assy

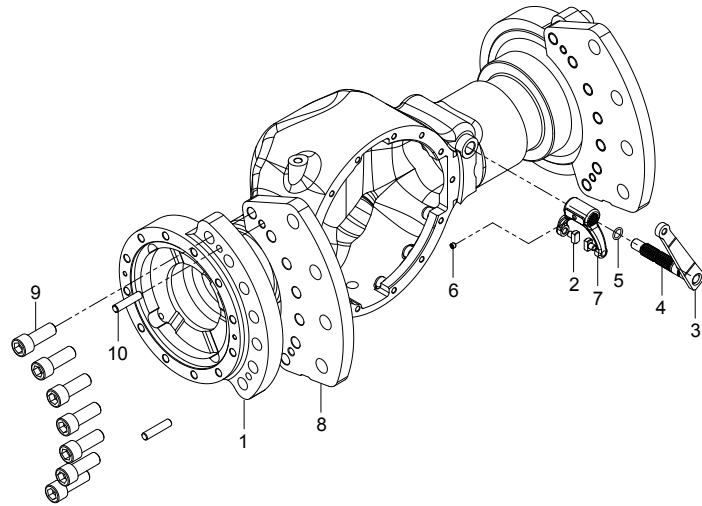
Ⓕ CPCD25-XW33C-RT4 Ⓖ CPCD25-XW43C-RT4 Ⓖ CPCD25-XW98C-RT4
Ⓖ CPCD25-XG72C-RT4



序号 Item	物料码 Code No.	名称 Description	数量 Qty	备注或适用车型 Remarks Or Serial No.
A1	RTC250-113100-001	行星架组件 Planetary frame	1	包含 INC:1-11 子件不单供 Sub parts are not provided separately
1	RTC250-113101-001	行星架体 Planetary frame	1	
2	XB452-113104-600	行星轴 Planetary shaft	5	
3	64800001	钢球 1/4" Steel ball	5	
4	RTC250-113103-001	行星轮 Planetary wheel	5	
5	64400021	滚针 4×17.8 Needle roller 4×17.8	280	
6	XB452-113107-600	隔套 Sleeves	5	
7	XB452-113106-600	行星轮垫 Planetary wheel mats	10	
8	RTC250-113102-001	行星轮架 Planetary wheel	1	
9	RTC250-113104-001	内六角圆柱头螺钉 M10×45	5	
10	XB452-113105-600	压板 Pressure plate	1	
11	60120016	内六角圆柱头螺钉 M8×25	5	

图 11 桥壳总成
Fig.11 Housing,driving axle

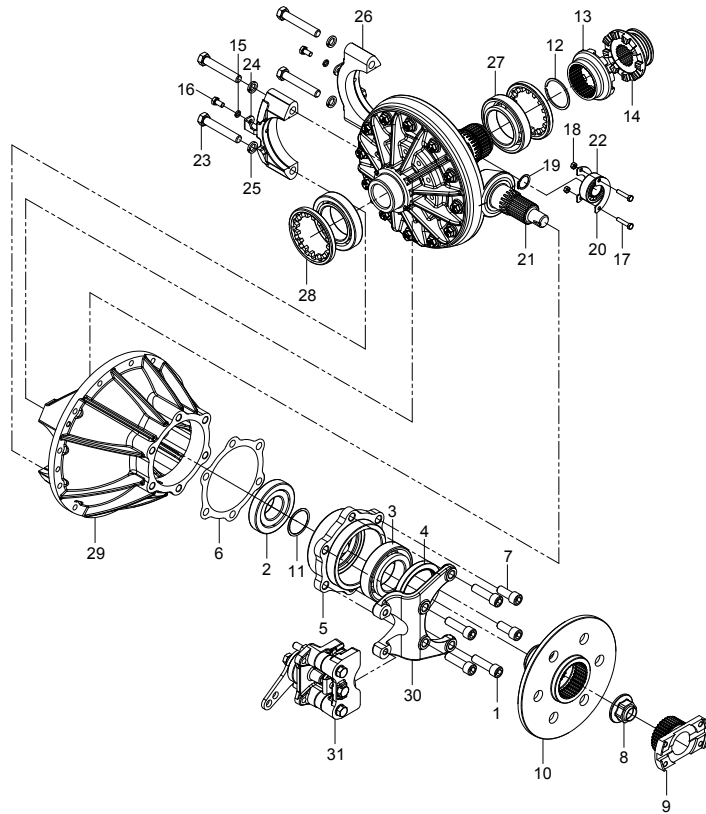
Ⓔ CPCD30/35-XW33C-RT4 Ⓕ CPCD25-XW33C-RT4 Ⓖ CPCD30/35-XW43C-RT4
 Ⓗ CPCD25-XW43C-RT4 Ⓙ CPCD30/35-XW98C-RT4 Ⓚ CPCD25-XW98C-RT4
 Ⓞ CPCD30/35-XG72C-RT4 Ⓟ CPCD25-XG72C-RT4



序号 Item	物料码 Code No.	名称 Description	数量 Qty	备注或适用车型 Remarks Or Serial No.
A1	RTC350-111000-000	桥壳总成 Housing,driving axle	1	
1	RTC350-111001-000	桥壳 Bridge shell	1	
2	RTC350-111014-000	拨叉活动块 A fork block	1	
3	RTC350-111012-000	摇臂 Rocker arm	1	
4	RTC350-111013-000	摇臂轴 Rocker shaft	1	
5	G3452P1-00152P65-00	O形密封圈 15×2.65 O-Seal ring 15×2.65	1	
6	G000078-008008-02	螺钉 M8×8 Screw M8×8	1	
7	RTC350-111011-000	拨叉 Fork	1	
8	RTC350-111002-000	支承板 Support plate	2	
9	GT070P6-020055-00	螺钉 M20×1.5×55 Screw M20×1.5×55	14	
10	GT119P1-012055-04	圆柱销 12 M6×55 Cylindrical pin12 M6×55	4	

图 12 主减速器总成
Fig.12 Main reducer assy

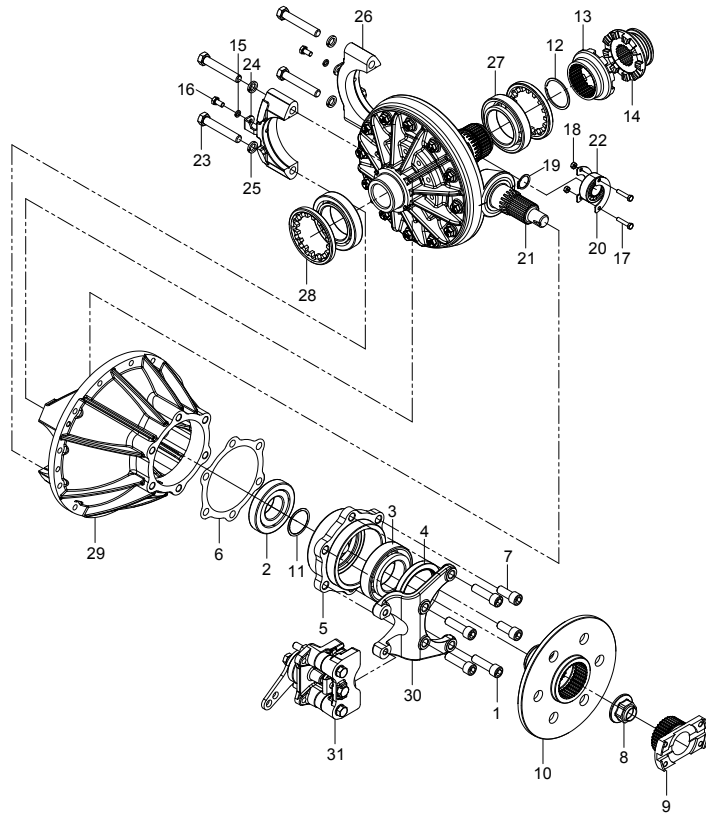
Ⓔ CPCD30/35-XW33C-RT4 Ⓕ CPCD25-XW33C-RT4 Ⓖ CPCD30/35-XW43C-RT4
 Ⓗ CPCD25-XW43C-RT4 Ⓙ CPCD30/35-XW98C-RT4 Ⓚ CPCD25-XW98C-RT4
 Ⓞ CPCD30/35-XG72C-RT4 Ⓟ CPCD25-XG72C-RT4



序号 Item	物料码 Code No.	名称 Description	数量 Qty	备注或适用车型 Remarks Or Serial No.
A1	RTC350-112000-000	主减速器总成 Main reducer assy	1	包含 INC:1-31
1	GT070P1-014050-01	螺钉 M14×1.5×50 Screw M14×1.5×50	4	GT070P6-014050-00
2	GT00297-0031309-00	轴承 31309 Bearing 31309	1	
3	GT00297-0032212-00	轴承 32212 Bearing 32212	1	
4	G9877P1-085011012-01	油封 FB85×110×12 Oil seal 85×110×12	1	
5	RTC350-112007-000	轴承座 Bearing seat	1	
6	RTC350-112026-000	调整垫片 Adjusting washer	1	XB452-112008-600
7	GT070P1-014035-01	螺钉 M14×1.5×35 Screw M14×1.5×35	2	GT070P6-014035-00
8	RTC350-112029-000	法兰面六角螺母 M24×2 Nuts M24×2	1	XB452-112011-600
9	RTC350-112002-000	输入法兰轴 Flange shaft, input	1	
10	RTC350-112005-000	手制动盘 Hand brake discs	1	
11	RTC350-112008-000	调整垫片 Adjusting washer	1	
12	RTC350-112024-000	轴用压扁钢丝挡圈 58 Retaining ring 58	1	
13	RTC350-112022-000	固定啮合套 Engagement sets, fixed	1	
14	RTC350-112023-000	滑动啮合套 Engagement sets, slide	1	

图 12 主减速器总成
Fig.12 Main reducer assy

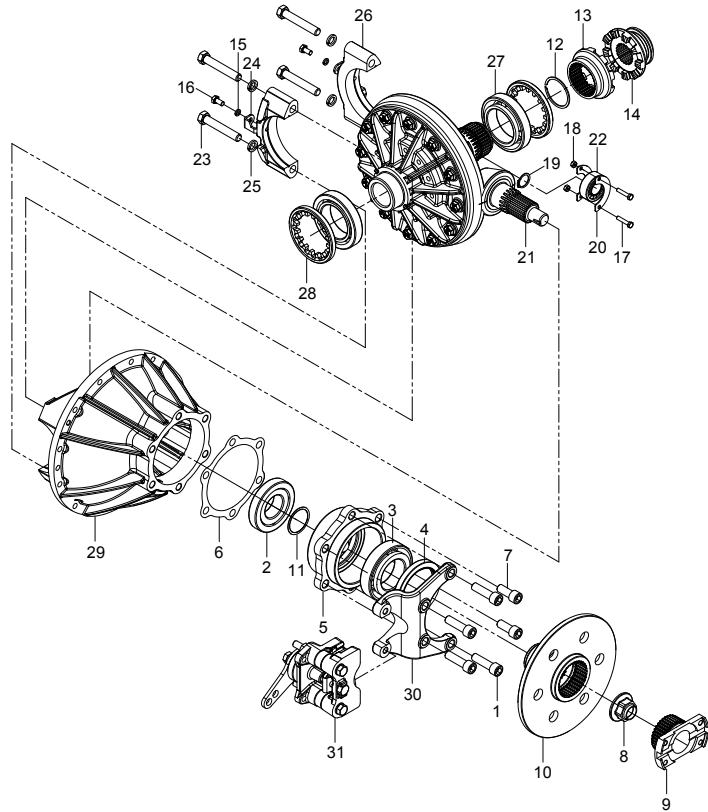
Ⓔ CPCD30/35-XW33C-RT4 Ⓕ CPCD25-XW33C-RT4 Ⓖ CPCD30/35-XW43C-RT4
 Ⓗ CPCD25-XW43C-RT4 Ⓙ CPCD30/35-XW98C-RT4 Ⓚ CPCD25-XW98C-RT4
 Ⓞ CPCD30/35-XG72C-RT4 Ⓟ CPCD25-XG72C-RT4



序号 Item	物料码 Code No.	名称 Description	数量 Qty	备注或适用车型 Remarks Or Serial No.
15	G000093-000008-00	弹簧垫圈 8 Washer 8	2	
16	G005783-008016-00	螺栓 M8×16 Bolt M8X16	2	
17	G005783-006030-00	螺栓 M6×30 Bolt M6×30	2	G005782-006030-00
18	G006170-000006-00	螺母 M6 Nuts M6	2	
19	G0894P1-000025-00	轴用弹性挡圈 A 型 25 Circlip for shaft type a 25	1	
20	RTC350-112016-000	挡片 Blanket	2	XB452-112016-600
21	RTC350-112100-000	主传动与差速器总成 Main drive and differential assembly	1	见图.13 See Fig.13
22	RTC350-112040-W00	轴承 CG532505UEY Bearing	1	
23	XBCB450-112017-000	轴承盖螺栓 Bolt	4	RTC350-112006-000
24	RTC350-112009-000	锁片 Locking plate	2	
25	G000093-000014-00	弹簧垫圈 14 Washer 14	4	
26	RTC350-112004-000	减速器轴承盖 Bearing cap	2	
27	RTC350-112030-W00	单列圆锥滚子轴承 29590/29522	2	
28	RTC350-112003-000	减速器调整螺母 Nuts	2	

图 12 主减速度总成
Fig.12 Main reducer assy

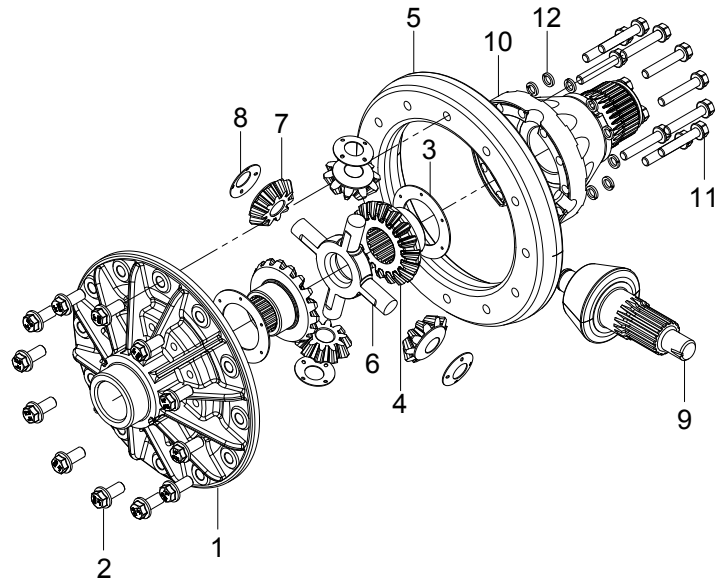
- Ⓔ CPCD30/35-XW33C-RT4 Ⓕ CPCD25-XW33C-RT4 Ⓖ CPCD30/35-XW43C-RT4
- Ⓗ CPCD25-XW43C-RT4 Ⓖ CPCD30/35-XW98C-RT4 Ⓚ CPCD25-XW98C-RT4
- Ⓞ CPCD30/35-XG72C-RT4 Ⓟ CPCD25-XG72C-RT4



序号 Item	物料码 Code No.	名称 Description	数量 Qty	备注或适用车型 Remarks Or Serial No.
29	RTC350-112001-000	主减速度壳体 Main reducer housing	1	
30	RTC350-112021-000	手制动钳支架 Hand brake calipers	1	
31	XRBN468-115000-000	手制动钳 Hand caliper	1	

图 13 主减速器总成-主传动与差速器总成
 Fig.13 Main reducer assembly-Main drive
 and differential assembly

Ⓔ CPCD30/35-XW33C-RT4 Ⓕ CPCD25-XW33C-RT4 Ⓖ CPCD30/35-XW43C-RT4
 Ⓗ CPCD25-XW43C-RT4 Ⓙ CPCD30/35-XW98C-RT4 Ⓚ CPCD25-XW98C-RT4
 Ⓛ CPCD30/35-XG72C-RT4 Ⓜ CPCD25-XG72C-RT4



序号 Item	物料码 Code No.	名称 Description	数量 Qty	备注或适用车型 Remarks Or Serial No.
A1	RTC350-112100-000	主传动与差速器总成 Main drive and differential assembly	1	
1	RTC350-112101-000	差速器左壳 Differential left shell	1	
2	RTC350-112109-000	螺栓 M12×1.25×27 Bolt M12×1.25×27	12	
3	RTC350-112105-000	半轴齿轮垫片 Gasket	2	
4	RTC350-112104-000	半轴齿轮 Passive spiral bevel gear	2	
5	RTC350-112011-000	被动螺旋伞齿轮 Gear	1	
6	RTC350-112103-000	十字轴 Cross shaft	1	
7	RTC350-112106-000	行星齿轮 Planetary gear	4	
8	RTC350-112107-000	行星齿轮垫片 Gasket	4	
9	RTC350-112010-000	主动螺旋伞齿轮 Active spiral bevel gear	1	
10	RTC350-112102-000	差速器右壳 Gear	1	
11	G000093-000010-00	弹簧垫圈 10 washer	12	
12	RTC350-112108-000	螺栓 M10×1.25×55 Nuts M10×1.25×55	12	

图 14 前轮 (单轮)
Fig.14 Front wheel (Single tyre)

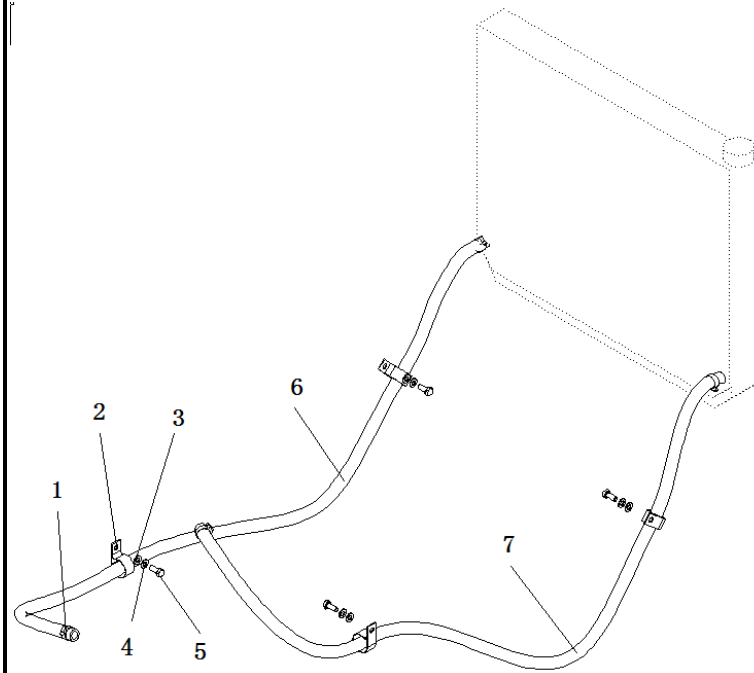
全部车型
All models of truck



序号 Item	物料码 Part NO.	名称 Description	数量 Qty	备注或适用车型 Remarks Or Serial No.
A1	RTE350-150000-000	前轮总成(单轮) Front wheel assy	2	3.0t-3.5t
A2	RTE250-150000-000	前轮总成(单轮) Front wheel assy	2	2.5t
1	RTE350-151000-G00	轮辋总成 Rim-assy	2	3.0t-3.5t
1	RTE250-151000-G00	轮辋总成 Rim-assy	2	2.5t
2	RTE350-152000-W00	真空轮胎 14-17.5-14PR Vacuum tire	2	3.0t-3.5t
2	RTE250-152000-W00	真空轮胎 12-16.5-14PR Vacuum tire	2	2.5t

图 15 冷却油管总成
Fig.15 Cooling oil pipe assy

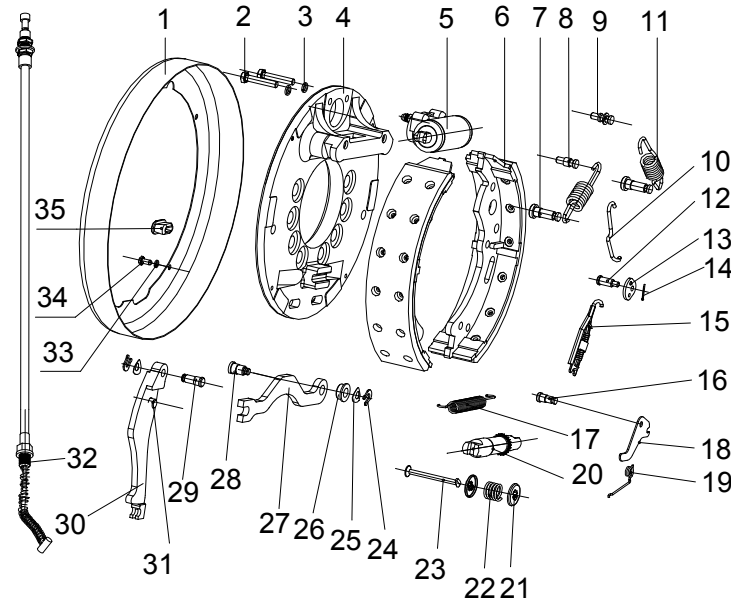
全部车型
All models of truck



序号 Item	物料码 Part NO.	名称 Description	数量 Qty	备注或适用车型 Remarks Or Serial NO.
A1	RTE350-140000-000	冷却油管总成 Oil coolingpipe assy	1	
1	Q675-25-G00	蜗杆传动式软管环箍 25 Clamp 25	4	
2	R450-600003-000	抱箍 Clamp	4	
3	G0097P1-000008-00	垫圈 8 Washer 8	4	
4	G000093-000008-00	垫圈 8 Washer8	4	
5	G005783-008012-00	螺栓 M8×12 Bolt M8×12	4	
6	RTE350-140001-W00	胶管 Φ13 Rubber pipe	1	
7	RTE350-140002-W00	胶管 Φ13 Rubber pipe	1	

图 16 制动器总成
Fig.16 Brake assy

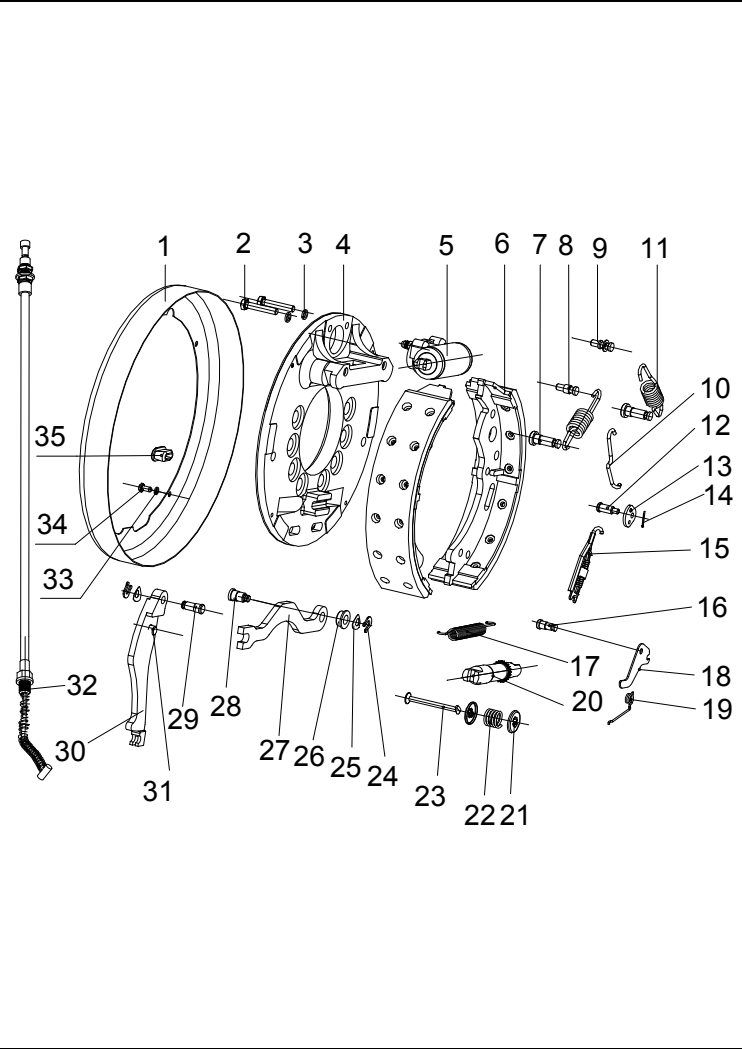
Ⓐ CPCD30/35-XW43E-RT Ⓑ CPCD30/35-XW33E-RT Ⓒ CPCD25-XW43E-RT Ⓓ CPCD25-XW33E-RT
 Ⓙ CPCD30/35-XW98E-RT2 Ⓚ CPCD25-XW98E-RT2 Ⓛ CPCD30/35-XG72E-RT2
 Ⓜ CPCD25-XG72E-RT2



序号 Item	物料码 Part No.	名称 Description	数量 Qty	备注或适用车型 Remarks or Serial No.
A1	RTE350-114000-G00	左制动器总成 Brake assy,LH	1	
A2	RTE350-115000-G00	右制动器总成 Brake assy,RH	1	
1	AOIC3-72081-HC50	罩壳 Encloser	1	
2	GB5782-86-M8×25	螺栓 Bolt	2	
2	GB5782-86-M8×20	螺栓 Bolt	2	
3	GB95-87-φ8	弹簧垫圈 Spring washer	2	
4	AOIC3-70091	制动底板(左) Brake plate,LH	1	
4	AOIC3-70101	制动底板(右) Brake plate,RH	1	
5	HRAOIC3-702	制动分泵总成 Wheel cylinder assy	1	
6	FHXX-HRAOIC3-705	制动蹄带摩擦片总成 Brake shoe	2	
7	25783-71420G	回位弹簧销 Pin, back spring	2	
8	25783-71460G	销 1 Pin 1	1	
9	25783-71450G	销 2 Pin 2	1	
10	25783-71470G-L	上拉杆(左) Upper link,LH	1	
10	25783-71470G-R	上拉杆(右) Upper link,RH	1	

图 16 制动器总成
Fig.16 Brake assy

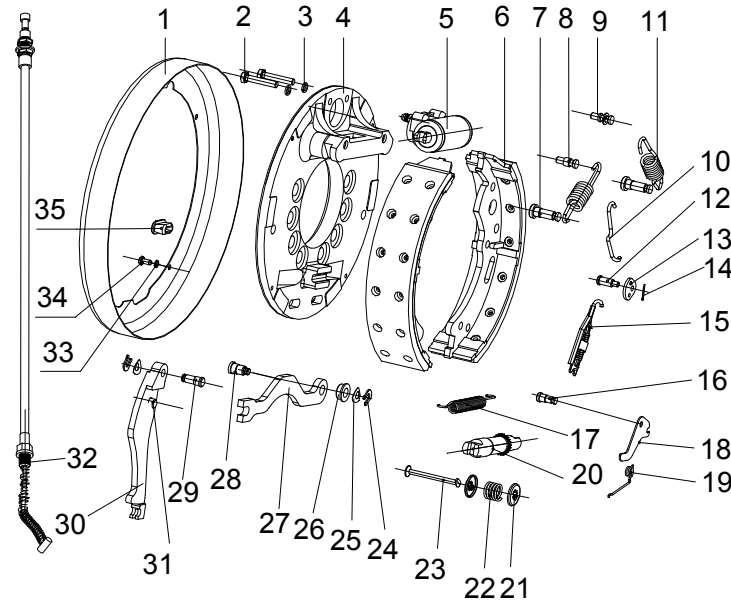
Ⓐ CPCD30/35-XW43E-RT Ⓑ CPCD30/35-XW33E-RT Ⓒ CPCD25-XW43E-RT Ⓓ CPCD25-XW33E-RT
 Ⓙ CPCD30/35-XW98E-RT2 Ⓚ CPCD25-XW98E-RT2 Ⓛ CPCD30/35-XG72E-RT2
 Ⓜ CPCD25-XG72E-RT2



序号 Item	物料码 Part No.	名称 Description	数量 Qty	备注或适用车型 Remarks or Serial No.
11	25783-71380G	回位弹簧 Back spring	2	
12	25783-71430G	摇臂销 Pin, rocker arm	1	
13	25783-71500G	摇臂 Rocker arm	1	
14	GB91-86-φ1.6×16	开口销 Split pin	1	
15	AOIC3-71210G	弹簧铆接装置 Spring & fitting assy	1	
16	25783-71410G	扭簧销 Pin, torsion spring	1	
17	25783-71370G	下拉簧 Extension spring	1	
18	25783-71480G	棘爪 Lever	1	
19	25783-71360G-L	扭簧(左) Torsion spring, LH	1	
19	25783-71360G-R	扭簧(右) Torsion spring, RH	1	
20	25783-71160G-L	调整器总成(左) Adjusting cover, LH	1	
20	25783-71160G-R	调整器总成(右) Adjusting cover, RH	1	
21	25783-71340G	压簧座 compression spring seat	4	
22	25783-71350G	压簧 Compression spring	2	
23	AOIC3-72011	压簧拉杆 Pull bar	2	

图 16 制动器总成
Fig.16 Brake assy

Ⓐ CPCD30/35-XW43E-RT Ⓑ CPCD30/35-XW33E-RT Ⓒ CPCD25-XW43E-RT Ⓓ CPCD25-XW33E-RT
 Ⓙ CPCD30/35-XW98E-RT2 Ⓚ CPCD25-XW98E-RT2 Ⓛ CPCD30/35-XG72E-RT2
 Ⓜ CPCD25-XG72E-RT2



序号 Item	物料码 Part No.	名称 Description	数量 Qty	备注或适用车型 Remarks or Serial No.
24	24433-70170G	挡圈 Retaining ring	2	
25	24433-70160G	弹性垫片 Elastic packin	2	
26	AOIC3-72061	衬套 Bushing	1	
27	AOIC3-72051	手制动推杆 Lever pushing	1	
28	AOIC3-72071	推杆销 Pin	1	
29	24433-70150G	拉杆销 Pin	1	
30	AOIC3-72031-L	手制动拉杆(左) Lever parking,LH	1	
30	AOIC3-72031-R	手制动拉杆(右) Lever parking,RH	1	
31	AOIC3-72021	销 Pin	1	
32	RTE350-114100-000	手制动拉索,左 Parking brake cable,LH	1	
32	XB450-114100-000	手制动拉索,右 Parking brake cable,RH	1	
33	GB95-87-φ6	弹簧垫圈 Spring washer	4	
34	GB5782-86-M6×10	螺栓 Bolt	4	
35	25783-71490G	胶堵 Rubber plug	2	

图 17 变速箱 (其 1)
Fig.17 Transmission(part-1)

- Ⓐ CPCD30/35-XW43E-RT Ⓑ CPCD30/35-XW33E-RT Ⓒ CPCD25-XW43E-RT Ⓓ CPCD25-XW33E-RT
 Ⓙ CPCD30/35-XW98E-RT2 Ⓚ CPCD25-XW98E-RT2 Ⓛ CPCD30/35-XG72E-RT2
 Ⓜ CPCD25-XG72E-RT2

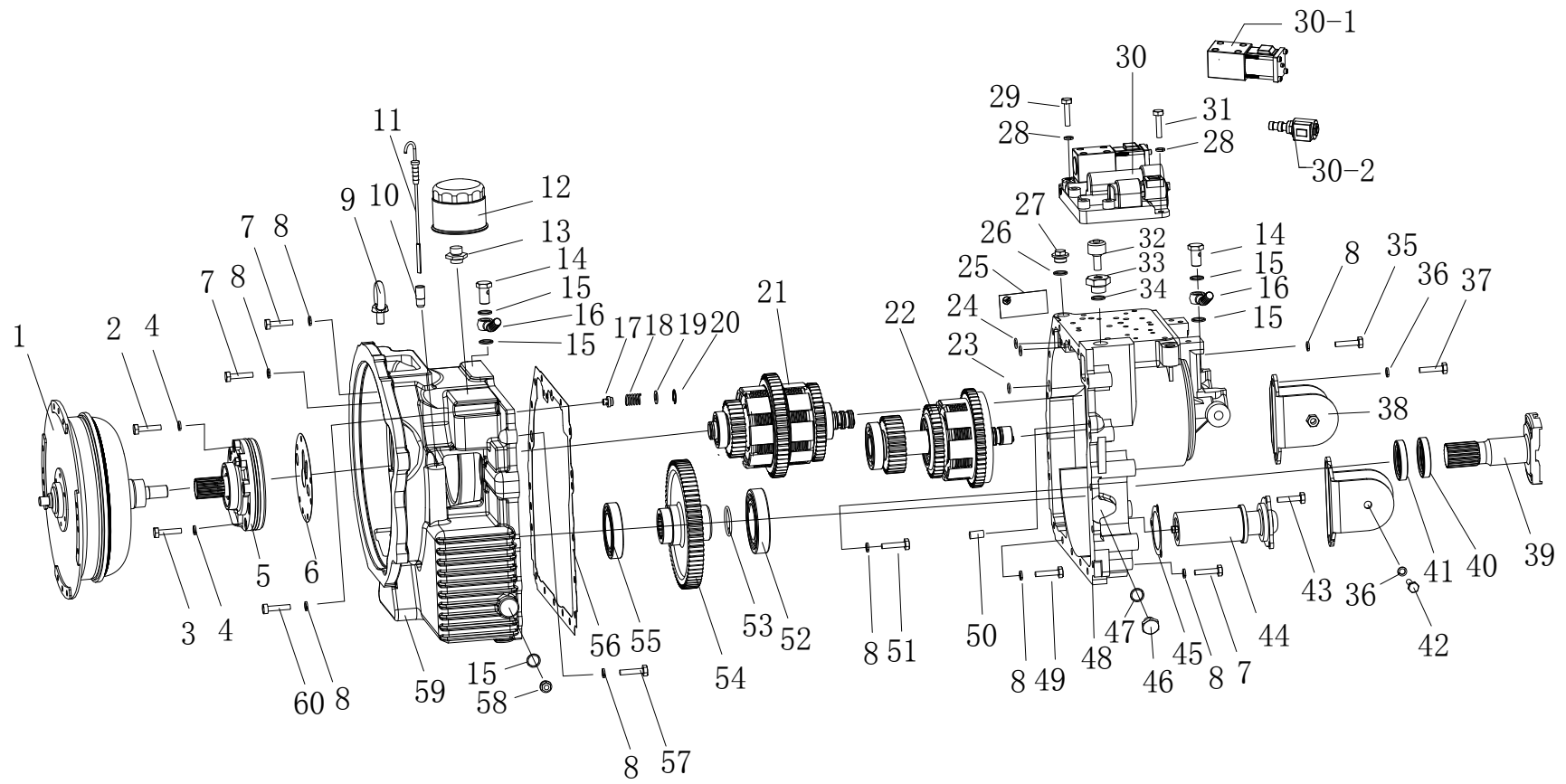
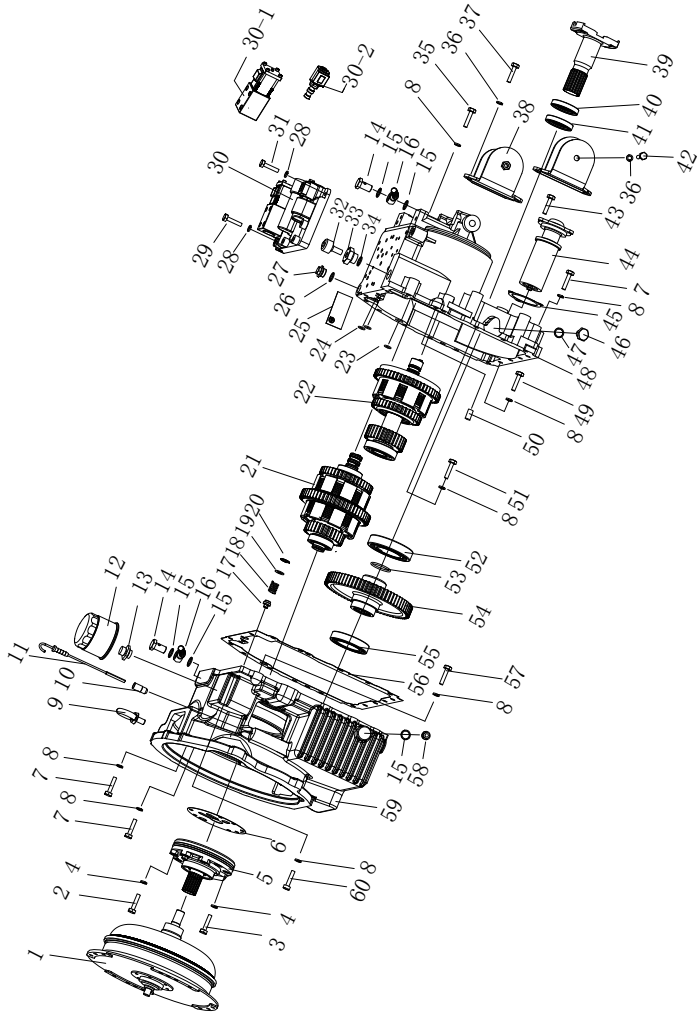


图 17 变速箱 (其 1)
Fig.17 Transmission(part-1)

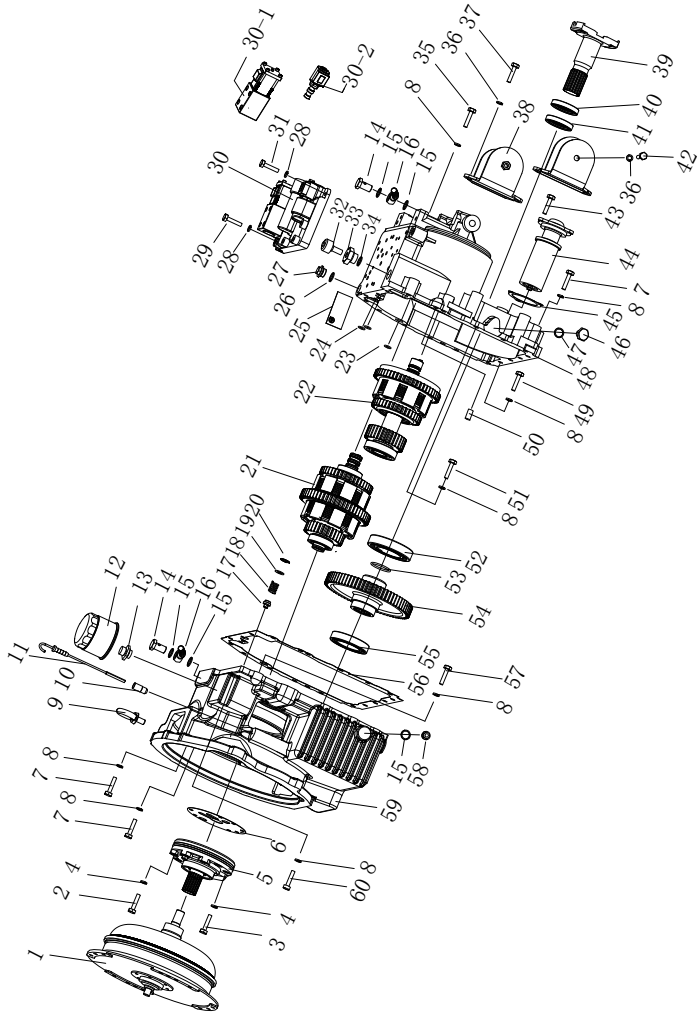
Ⓐ CPCD30/35-XW43E-RT Ⓑ CPCD30/35-XW33E-RT Ⓒ CPCD25-XW43E-RT Ⓓ
CPCD25-XW33E-RT
Ⓙ CPCD30/35-XW98E-RT2 Ⓚ CPCD25-XW98E-RT2 Ⓛ CPCD30/35-XG72E-RT2
Ⓜ CPCD25-XG72E-RT2



序号 Item	物料码 Part NO.	名称 Description	数量 Qty	备注或适用车型 Remarks Or Serial NO.
A1	RTE350-122000-G00	液力传动变速箱 Hydrodynamic Transmission Gearbox	1	
1	YJH265-10	液力变矩器 Bolt.W/Washer	1	
2	GB/T5789-1986-M8×50	螺栓 Bolt	3	
3	GB/T5789-1986-M8×40	螺栓 Bolt	3	
4	YDS30.144	组合密封垫圈 washer	6	
5	FYQX30.906	油泵总成 Charging pump	1	
6	FYQX30.012S	纸垫 Paper pad	1	
7	GB/T5782-2000-M10×85	螺栓 Bolt	6	
8	GB/T93-1987-10	垫圈 Washer	18	
9	GB/T825-1988-M12	吊环螺钉 Screw	2	
10	FYQX30.066	油尺座 Dipstick seat	1	
11	FYQX30.803	油尺组件 Oil dipstick assembly	1	
12	FYQX30III.907	滤清器 Filter	1	
13	YDS30.048	管接头 Pipe joint	1	

图 17 变速箱 (其 1)
Fig.17 Transmission(part-1)

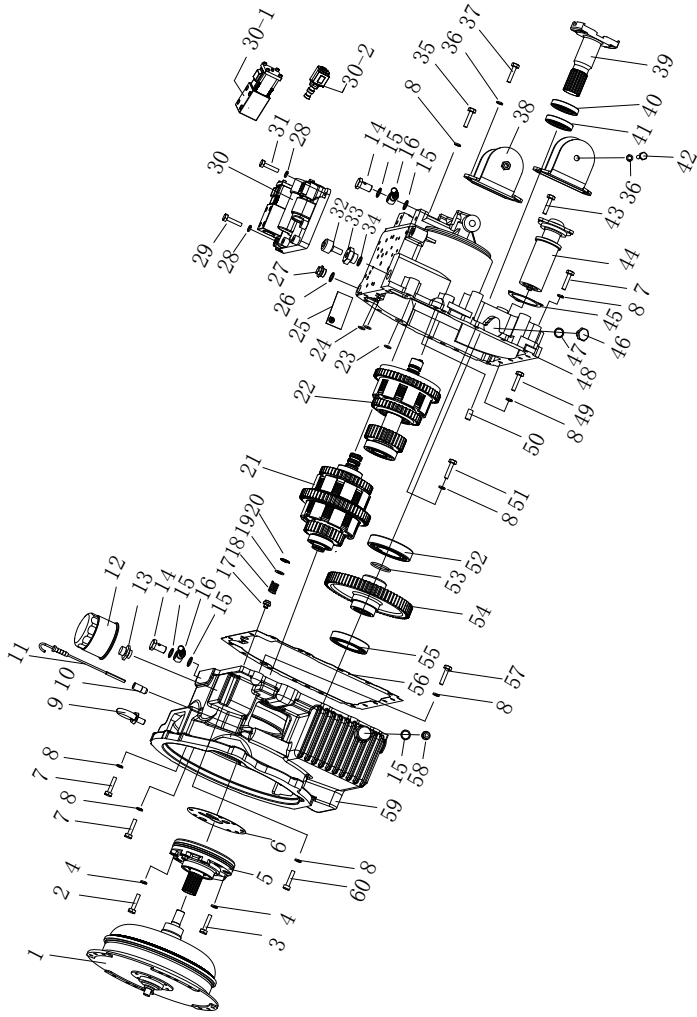
Ⓐ CPCD30/35-XW43E-RT Ⓑ CPCD30/35-XW33E-RT Ⓒ CPCD25-XW43E-RT Ⓓ CPCD25-XW33E-RT
Ⓙ CPCD30/35-XW98E-RT2 Ⓚ CPCD25-XW98E-RT2 Ⓛ CPCD30/35-XG72E-RT2
Ⓜ CPCD25-XG72E-RT2



序号 Item	物料码 Part NO.	名称 Description	数量 Qty	备注或适用车型 Remarks Or Serial NO.
14	FYQX30III.022	绞接螺栓 Bolt	2	
15	16 JB/T 982-1977	组合密封垫圈 washer	5	
16	FYQX30III.812	冷却输出管组件 Pipe assembly	2	
17	FYQX30.032	安全阀 Safety vaive	1	
18	YBS3.021	弹簧 Spring	1	
19	YBS3.035	垫圈 Washer	1	
20	GB/T 893.1-1986-22	挡圈 Ring	1	
21	FYQX30III.901	离合器 I 总成 Clutch assembly I	1	
22	FYQX30III.902	离合器 II 总成 Clutch assembly II	1	
23	26×2.4 GB1235-76	O 形密封圈 O-ring	1	
24	15×2.4 GB1235-76	O 形密封圈 O-ring	2	
25	YDS30.069	标牌 Sign	1	
26	16 JB/T 982-1977	组合密封垫圈 washer	1	
27	YBS5.067	螺塞 Screw plug	1	
28	GB/T 93-1987-8	垫圈 Washer	10	

图 17 变速箱 (其 1)
Fig.17 Transmission(part-1)

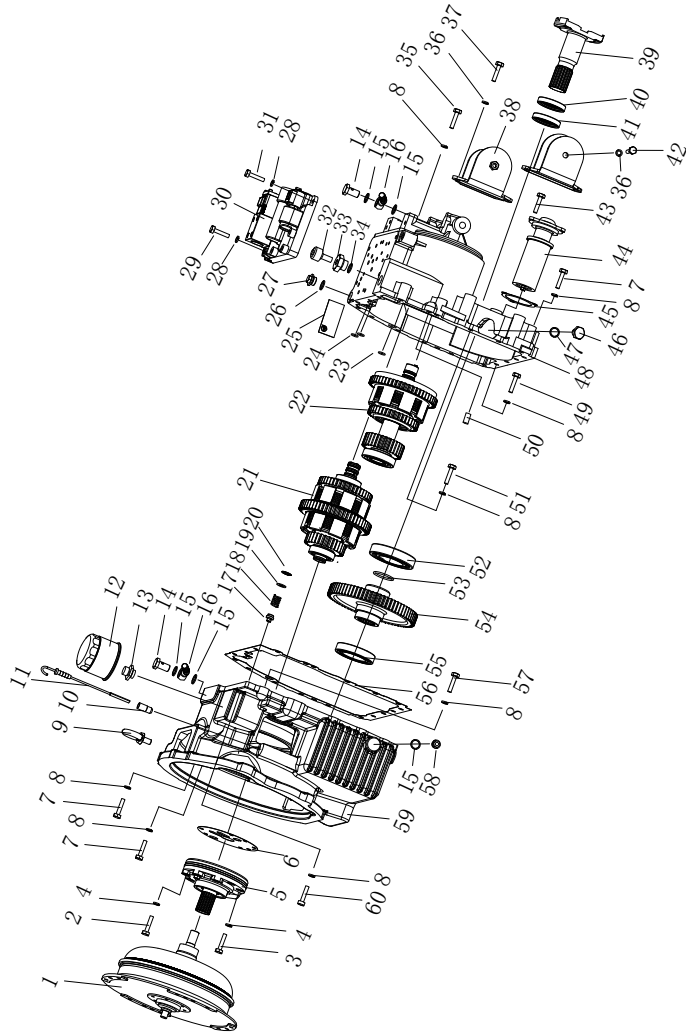
Ⓐ CPCD30/35-XW43E-RT Ⓑ CPCD30/35-XW33E-RT Ⓒ CPCD25-XW43E-RT Ⓓ
CPCD25-XW33E-RT
Ⓙ CPCD30/35-XW98E-RT2 Ⓚ CPCD25-XW98E-RT2 Ⓛ CPCD30/35-XG72E-RT2
Ⓜ CPCD25-XG72E-RT2



序号 Item	物料码 Part NO.	名称 Description	数量 Qty	备注或适用车型 Remarks Or Serial NO.
29	GB/T 5783-2000-M8×55	螺栓 Bolt	8	
30	FYQX30III.903	电控阀 Electric control valve	1	见图17-1. See Fig 17-1
30-1	SV08-33	电磁换档阀 Electromagnetic shift valve	1	
30-2	SWM-G02-C4-D12-30-S 006	电磁换向阀 Electromagnetic reversing valve	1	
31	GB/T 5783-2000-M8×25	螺栓 Bolt	2	
32	YBS3.805	透气接头盖组件 Cover assembly	1	
33	FYQX30.064	透气接头 Air permeable joint	1	
34	24 JB/T 982-1977	组合密封垫圈 washer	1	
35	GB/T 5782-2000-M10× 60	螺栓 Bolt	3	
36	GB/T 93-1987-12	垫圈 Washer	6	
37	GB/T 5786-2000 -M12×1.25×30	螺栓 Bolt	4	
38	FYQX30III.810	右支座 Right Support	1	
39	FYQX30III.013	输出法兰 Output flange	1	

图 17 变速箱 (其 1)
Fig.17 Transmission(part-1)

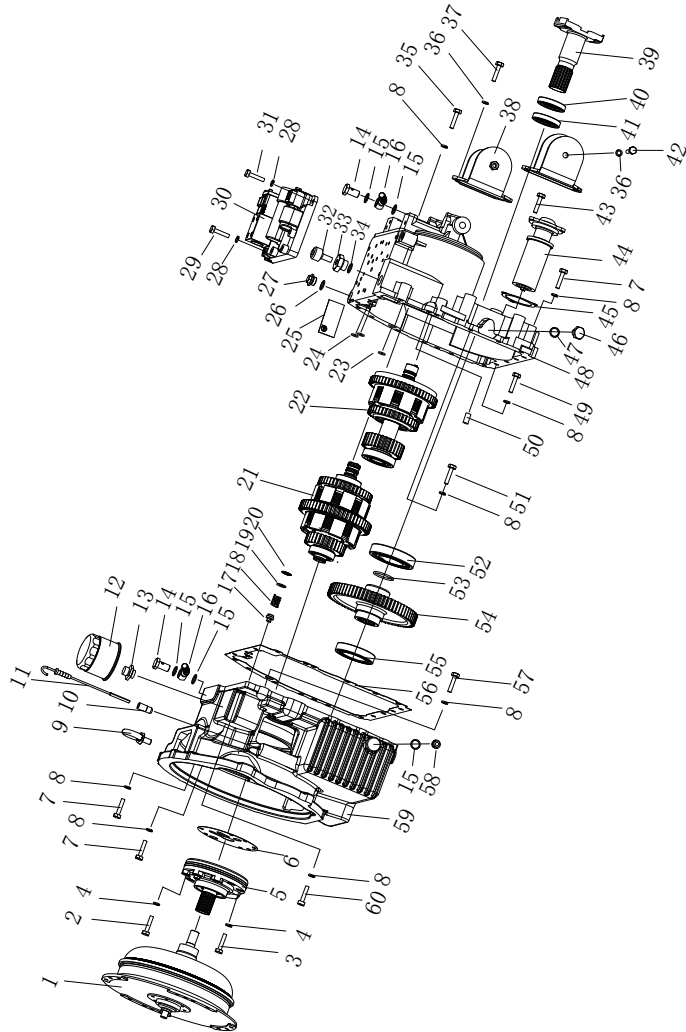
Ⓐ CPCD30/35-XW43E-RT Ⓑ CPCD30/35-XW33E-RT Ⓒ CPCD25-XW43E-RT Ⓓ
CPCD25-XW33E-RT
Ⓙ CPCD30/35-XW98E-RT2 Ⓚ CPCD25-XW98E-RT2 Ⓛ CPCD30/35-XG72E-RT2
Ⓜ CPCD25-XG72E-RT2



序号 Item	物料码 Part NO.	名称 Description	数量 Qty	备注或适用车型 Remarks Or Serial NO.
40	045×068×08-TG4	油封 Oil seal	1	
41	FYQX30.020	油封 Oil seal	1	
42	GB/T 5785-2000 -M12×1.25×90	螺栓 Bolt	2	
43	GB/T 5789-M8×20-10.9	螺栓 Bolt	3	
44	FYQX30III.807	油滤组件 Oil filter assembly	1	
45	FYQX30.015	油滤纸垫 Paper pad	1	
46	M18×1.5 JB 1000	螺塞 Screw plug	2	
47	18 JB/T 982-1977	组合密封垫圈 washer	2	
48	FYQX30III.801	箱体组件 Box assembly	1	
49	GB/T 5782-2000-M10× 100	螺栓 Bolt	3	
50	GB/T 119.1-2000-12h8× 24	销 Pin	2	
51	GB/T 5783-2000-M10× 30	螺栓 Bolt	4	
52	6212 GB/T 276-1994	轴承 Bearing	1	
53	51×3.5 GB1235-76	O形密封圈 O-ring	1	
54	FYQX30III.012	输出齿轮 Output gear	1	

图 17 变速箱 (其 1)
Fig.17 Transmission(part-1)

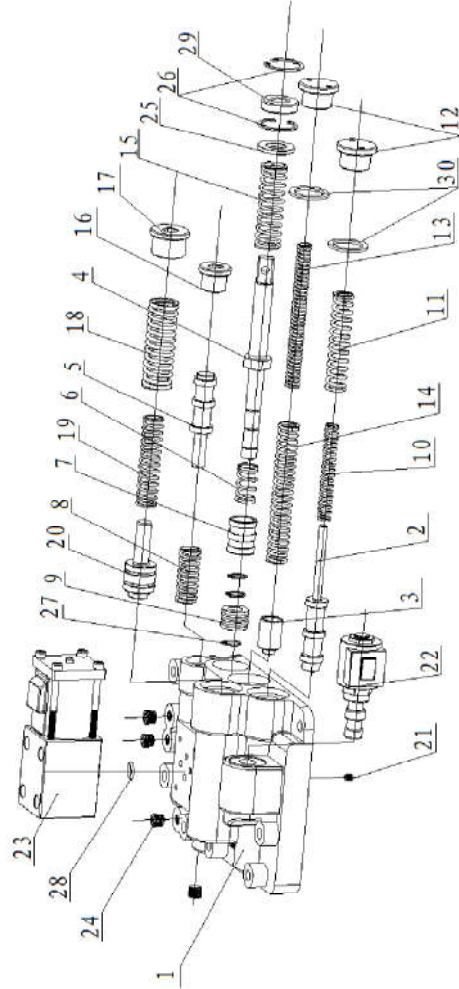
Ⓐ CPCD30/35-XW43E-RT Ⓑ CPCD30/35-XW33E-RT Ⓒ CPCD25-XW43E-RT Ⓓ
CPCD25-XW33E-RT
Ⓙ CPCD30/35-XW98E-RT2 Ⓚ CPCD25-XW98E-RT2 Ⓛ CPCD30/35-XG72E-RT2
Ⓜ CPCD25-XG72E-RT2



序号 Item	物料码 Part NO.	名称 Description	数量 Qty	备注或适用车型 Remarks Or Serial NO.
55	6012 GB/T 276-1994	轴承 Gearing	1	
56	FYQX30III.014	纸垫 Paper pad	1	
57	GB/T 5783-2000-M10×55	螺栓 Bolt	1	
58	YBQ323B.146	螺塞 Screw plug	1	
59	FYQX30III.802	变矩器壳组件 Torque converter shell assembly	1	
60	GB/T 70.1-2000-M10×30	螺钉 Screw	1	
61	FYQX30III.809	左支座 Left Support	1	

图 17-1 电控阀
Fig.17-1 Electric control valve

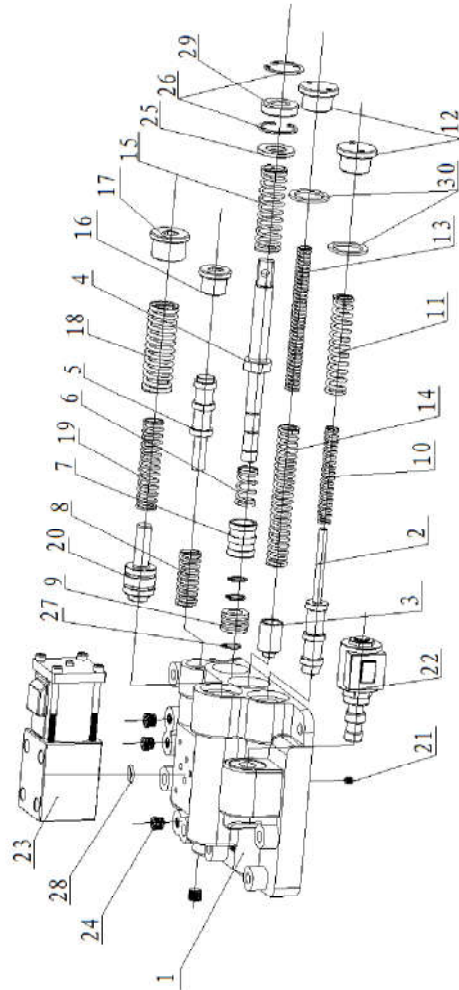
Ⓐ CPCD30/35-XW43E-RT Ⓑ CPCD30/35-XW33E-RT Ⓒ CPCD25-XW43E-RT Ⓓ CPCD25-XW33E-RT
Ⓙ CPCD30/35-XW98E-RT2 Ⓚ CPCD25-XW98E-RT2 Ⓛ CPCD30/35-XG72E-RT2
Ⓜ CPCD25-XG72E-RT2



序号 Item	物料码 Part NO.	名称 Description	数量 Qty	备注或适用车型 Remarks Or Serial NO.
A1	FYQX30III.903	电液控制阀 Electric control valve	1	
1	FYQX30III.101	阀体 valve body	1	
2	FYQX30III.102	调节阀杆 Adjust the stem	1	
3	FYQX30III.103	定压阀活塞 Constant pressure valve piston	1	
4	FYQX30III.104	微动阀杆 Fretting stem	1	
5	FYQX30III.105	换档阀杆 Shift stem	1	
6	FYQX30III.106	补偿弹簧 spring	1	
7	FYQX30III.107	塞 Plug	1	
8	FYQX30III.108	换档弹簧 Shift spring	1	
9	FYQX30III.109	活塞 piston	1	
10	FYQX30III.110	调节阀内弹簧 Inner spring of regulating valve	1	
11	FYQX30III.111	调节阀外弹簧 Outer spring of regulating valve	1	
12	FYQX30III.112	螺塞 Screw plug	2	
13	FYQX30III.113	定压阀小弹簧 Small spring of constant pressure valve	1	
14	FYQX30III.114	定压阀大弹簧 Large spring of constant pressure valve	1	

图 17-1 电控阀
Fig.17-1 Electric control valve

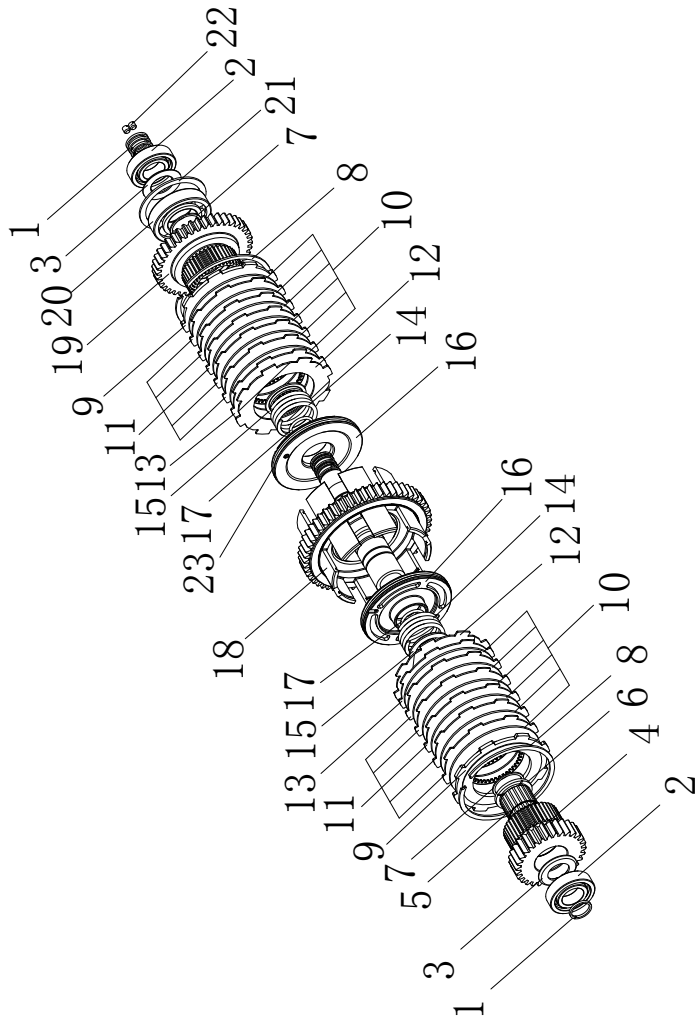
Ⓐ CPCD30/35-XW43E-RT Ⓑ CPCD30/35-XW33E-RT Ⓒ CPCD25-XW43E-RT Ⓓ CPCD25-XW33E-RT
Ⓙ CPCD30/35-XW98E-RT2 Ⓚ CPCD25-XW98E-RT2 Ⓛ CPCD30/35-XG72E-RT2
Ⓜ CPCD25-XG72E-RT2



序号 Item	物料码 Part NO.	名称 Description	数量 Qty	备注或适用车型 Remarks Or Serial NO.
15	FYQX30III.115	回位弹簧 Return spring	1	
16	FYQX30III.116	内六角堵头 plug	1	
17	FYQX30III.117	内六角堵头 plug	1	
18	FYQX30III.118	缓冲阀大弹簧 Buffer valve large spring	1	
19	FYQX30III.119	缓冲阀小弹簧 Small spring of buffer valve	1	
20	FYQX30III.120	缓冲阀杆 Buffer stem	1	
21	FYQX30III.121	油塞 Oil plug	1	
22	SV08-33	电磁换档阀 Electromagnetic shift valve	1	
23	SWM-G02-C4-D12-30-S006	电磁换向阀 Electromagnetic directional valve	1	
24	YDS30.102	螺塞 Screw plug	4	
25	GB/T848-1995-16	垫圈 Washer	1	
26	GB/T893.1-1986-30	孔用弹性挡圈 Circlip for hole	2	
27	GB/T894.1-1986-12	轴用弹性挡圈 External Circlips	3	
28	12×1.9 GB1235-76	O形圈 O-ring	4	
29	FB14×30×8 GB/T9877.1-2008	油封 oil seal	1	

图 18 变速箱 (其 2)
Fig.18 Transmission (part-2)

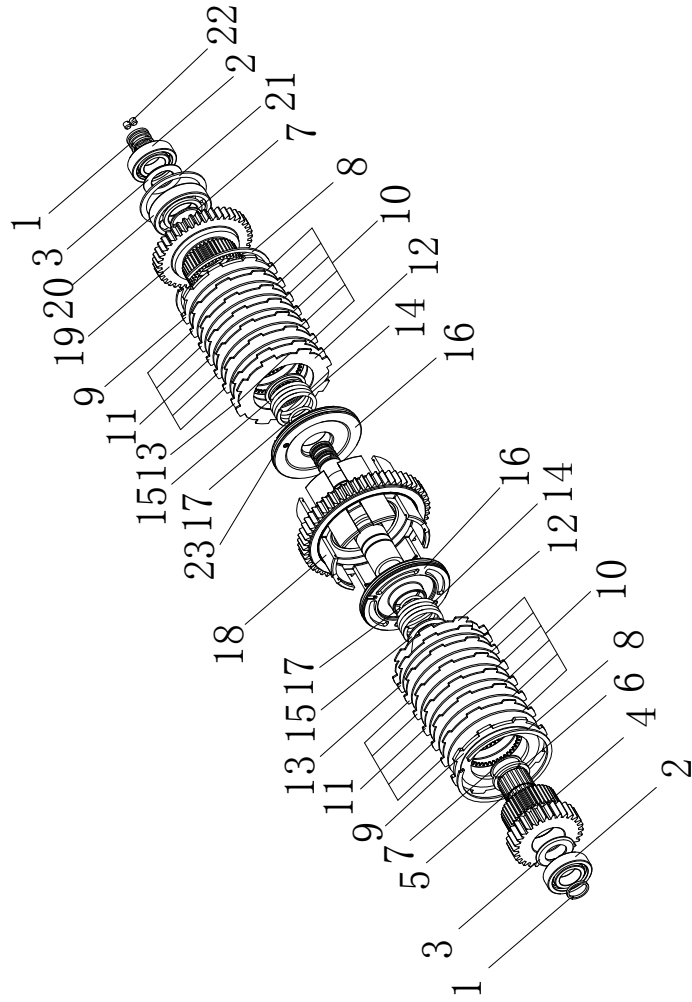
Ⓐ CPCD30/35-XW43E-RT Ⓑ CPCD30/35-XW33E-RT Ⓒ CPCD25-XW43E-RT Ⓓ CPCD25-XW33E-RT
 Ⓙ CPCD30/35-XW98E-RT2 Ⓚ CPCD25-XW98E-RT2 Ⓛ CPCD30/35-XG72E-RT2
 Ⓜ CPCD25-XG72E-RT2



序号 Item	物料码 Part NO.	名称 Description	数量 Qty	备注或适用车型 Remarks Or Serial NO.
A1	FYQX30III.901	离合器 I 总成 Clutch assembly I	1	
1	FYQX30.063	密封环 Ring, seal	4	
2	6206 GB/T276-1994	深沟球轴承 Bearing	2	
3	YDS30.012	止推环(B) Thrust ring (B)	2	
4	FYQX30III.005	后退档齿轮 Gear, reverse	1	
5	K404527 GB/T7918-1997	滚针轴承 Bearing, ball	1	
6	YYX15.016	止推垫 Thrust pad	1	
7	GB/T 894.1-1986-40	挡圈 Ring	4	
8	YDS30.017	卡环 Snap ring	2	
9	YDS30.018	端板 End plate	2	
10	FYQX30.034	内摩擦片 Disk friction	12	
11	YYX25.005	外摩擦片 Disk friction	10	
12	123S3-82111	外摩擦片 Disk friction	2	
13	FYQX30.035	碟形版 Dish plate	2	
14	YDS30.009	回程弹簧 Spring	2	

图 18 变速箱 (其 2)
Fig.18 Transmission (part-2)

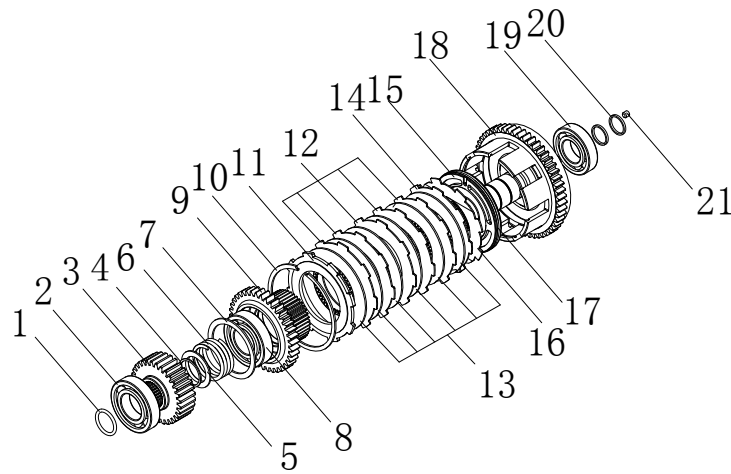
Ⓐ CPCD30/35-XW43E-RT Ⓑ CPCD30/35-XW33E-RT Ⓒ CPCD25-XW43E-RT Ⓓ CPCD25-XW33E-RT
 Ⓙ CPCD30/35-XW98E-RT2 Ⓚ CPCD25-XW98E-RT2 Ⓛ CPCD30/35-XG72E-RT2
 Ⓜ CPCD25-XG72E-RT2



序号 Item	物料码 Part NO.	名称 Description	数量 Qty	备注或适用车型 Remarks Or Serial NO.
15	YDS30.010	弹簧座 Spring seat	2	
16	YQX40.902	活塞总成 Piston assembly	2	
17	40×3.5 GB 1235-76	O 型密封圈 Ring	2	
18	FYQX30III.804	离合器鼓组件 I Clutch drum assembly	1	
19	FYQX30III.004	前进 I 档齿轮 Forward gear	1	
20	6208 GB/T276-1994	深沟球轴承 Bearing	1	
21	GB/T893.1-1986-80	挡圈 Ring	1	
22	GB/T77-2000-M8×8	螺钉 Screw	2	
23	YDS30.016	密封环 (B) Ring, seal (B)	2	

图 19 变速箱（其 3）
Fig.19 Transmission(part-3)

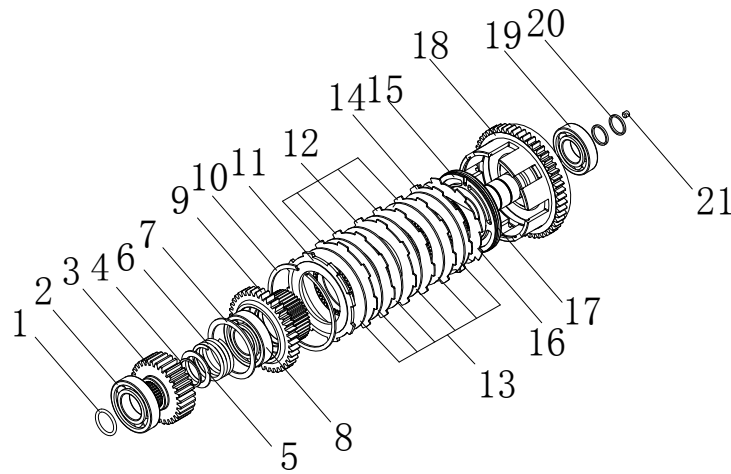
Ⓐ CPCD30/35-XW43E-RT Ⓑ CPCD30/35-XW33E-RT Ⓒ CPCD25-XW43E-RT Ⓓ CPCD25-XW33E-RT
 Ⓙ CPCD30/35-XW98E-RT2 Ⓚ CPCD25-XW98E-RT2 Ⓛ CPCD30/35-XG72E-RT2
 Ⓜ CPCD25-XG72E-RT2



序号 Item	物料码 Part NO.	名称 Description	数量 Qty	备注或适用车型 Remarks Or Serial NO.
A1	FYQX30III.902	离合器 II 总成 Clutch assembly II	1	
1	40×3.5 GB 1235-76	O 型密封圈 Ring	1	
2	NJ207E GB/T 283-1994	轴承 Bearing	1	
3	FYQX30III.011	齿轮 Gear	1	
4	GB/T 894.1-1986-40	挡圈 Ring	4	
5	YDS30.010	弹簧座 Spring seat	1	
6	YDS30.009	回程弹簧 Return spring	1	
7	GB/T893.1-1986-80	挡圈 Ring	1	
8	6208 GB/T276-1994	深沟球轴承 Bearing	1	
9	FYQX30III.009	前进 II 挡齿轮 Forward gear	1	
10	YDS30.017	卡环 Snap ring	1	
11	YDS30.018	端板 End plate	1	
12	YYX25.005	外摩擦片 Disk friction	5	
13	FYQX30.034	内摩擦片 Disk friction	6	
14	123S3-82111	外摩擦片 Disk friction	1	

图 19 变速箱 (其 3)
Fig.19 Transmission(part-3)

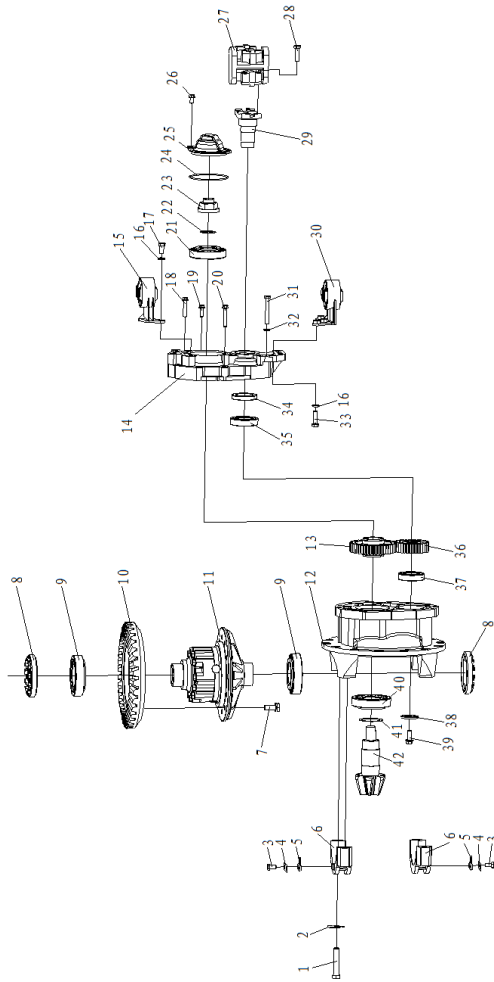
Ⓐ CPCD30/35-XW43E-RT Ⓑ CPCD30/35-XW33E-RT Ⓒ CPCD25-XW43E-RT Ⓓ CPCD25-XW33E-RT
 Ⓙ CPCD30/35-XW98E-RT2 Ⓚ CPCD25-XW98E-RT2 Ⓛ CPCD30/35-XG72E-RT2
 Ⓜ CPCD25-XG72E-RT2



序号 Item	物料码 Part NO.	名称 Description	数量 Qty	备注或适用车型 Remarks Or Serial NO.
15	YQX40.902	活塞总成 Piston assembly	1	
16	FYQX30.035	碟形版 Dish plate	1	
17	YDS30.016	密封环 (B) Ring,seal (B)	1	
18	FYQX30III.806	离合器鼓组件 II Clutch drum assembly	1	
19	6207 GB/T 276-1994	轴承 Bearing	1	
20	FYQX30.063	密封环 Ring,seal	2	
21	GB/T77-2000-M8×8	螺钉 Screw	1	

图 20 变速箱 (其 4)
Fig.20 Transmission(part-4)

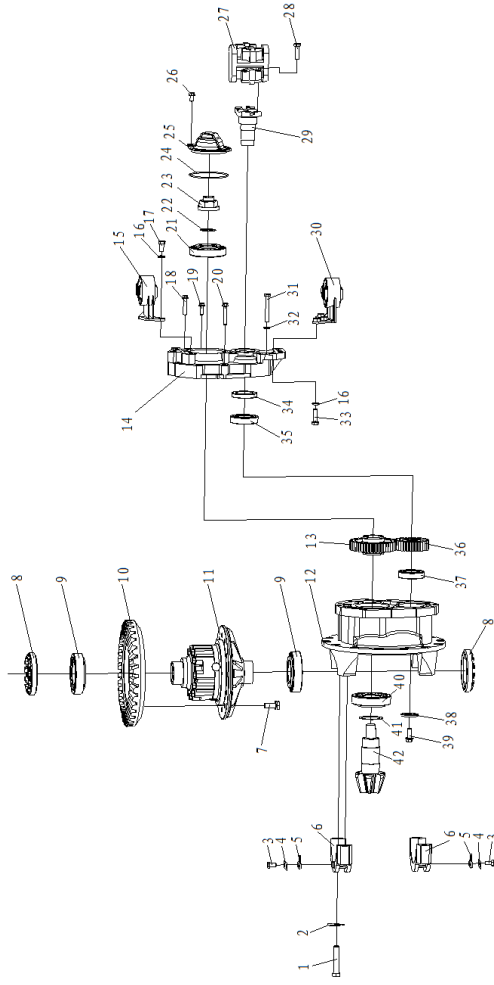
Ⓐ CPCD30/35-XW43E-RT Ⓑ CPCD30/35-XW33E-RT Ⓒ CPCD25-XW43E-RT Ⓓ CPCD25-XW33E-RT
 Ⓙ CPCD30/35-XW98E-RT2 Ⓚ CPCD25-XW98E-RT2 Ⓛ CPCD30/35-XG72E-RT2
 Ⓜ CPCD25-XG72E-RT2



序号 Item	物料码 Part NO.	名称 Description	数量 Qty	备注或适用车型 Remarks Or Serial NO.
A1	RTE350-121000-G00	主减速器总成 Main reducer assembly	1	3.0t-3.5t
A2	RTE250-121000-G00	主减速器总成 Main reducer assembly	1	2.5t
1	CSQD30.032	螺栓 Bolt	4	
2	CSQD30.009	止动锁片 Washer	4	
3	GB/T 5786-2000- M10×1.25×20	螺栓 Bolt	4	
4	CSQD30.028	锁紧垫片 Washer	2	
5	CSQD30.027	止动片 Stop plate	2	
6	CSQD30.022	轴承盖 Bearing cover	2	
7	CSQD30.011	螺栓 Bolt	12	
8	CSQD30.010	调整螺母 Nut	2	
9	32214 GB/T297-1994	圆锥滚子轴承 Bearing	2	
10	CSQD30.012	从动螺旋伞齿轮 Gear	1	
11	FCSQD30-YQ.901	差速器总成 Differential assembly	1	
12	FCSQD30.006	差速器座 Differential base	1	

图 20 变速箱 (其 4)
Fig.20 Transmission(part-4)

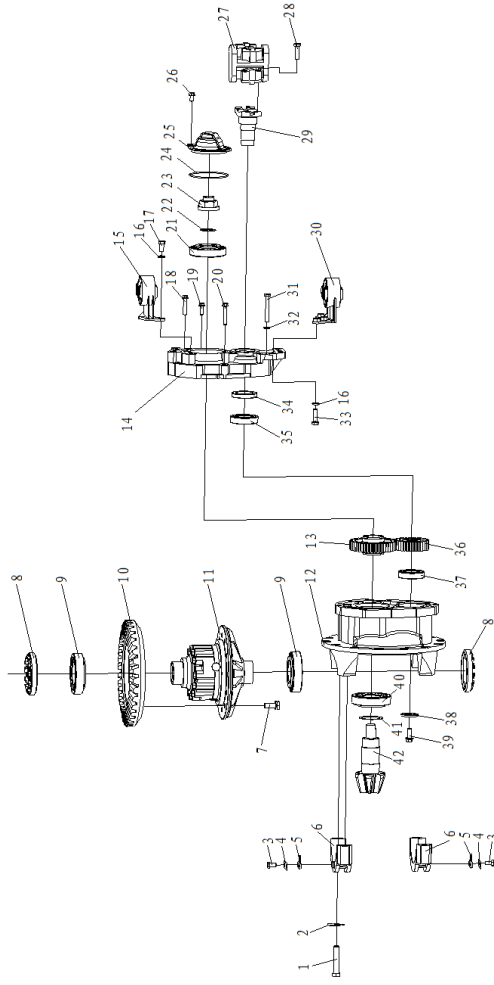
Ⓐ CPCD30/35-XW43E-RT Ⓑ CPCD30/35-XW33E-RT Ⓒ CPCD25-XW43E-RT Ⓓ CPCD25-XW33E-RT
 Ⓙ CPCD30/35-XW98E-RT2 Ⓚ CPCD25-XW98E-RT2 Ⓛ CPCD30/35-XG72E-RT2
 Ⓜ CPCD25-XG72E-RT2



序号 Item	物料码 Part NO.	名称 Description	数量 Qty	备注或适用车型 Remarks Or Serial NO.
13	FCSQD30.002	从动齿轮 Drive gear	1	2.5t
	FCSQD30-YQ.002			3.0t-3.5t
14	FCSQD30.007A	差速器壳 Differential carrier	1	
15	FCSQD30-YQ.902	左支架总成 Left bracket assembly	1	
16	GB/T 93-1987-12	垫圈 Washer	6	
17	GB/T5786-2000-M12×1.25×25	螺栓 Bolt	3	
18	GB/T16674.2-M10×1.25×55	法栏螺栓 Bolt	7	
19	GB/T16674.2-M10×1.25×30	法栏螺栓 Bolt	2	
20	GB/T16674.2-M10×1.25×55	法栏螺栓 Bolt	1	
21	31310 GB/T297-1994	圆锥滚子轴承 Bearing	1	
22	CSQD30.017	调整垫 Washer	4/4	
23	CSQD30.018	锁紧螺母 Nut	1	
24	115×3.1 GB1235-76	O形密封圈 O-Seal ring	1	
25	CSQD30.019	从动轴盖 Driven shaft cover	1	
26	BG/T16674.2-M10×1.25×20	法栏螺栓 Bolt	2	

图 20 变速箱 (其 4)
Fig.20 Transmission(part-4)

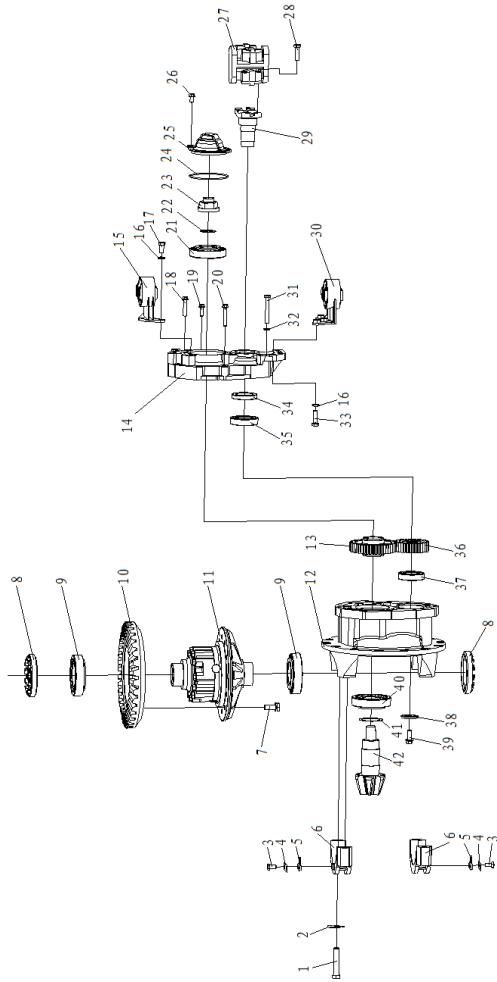
Ⓐ CPCD30/35-XW43E-RT Ⓑ CPCD30/35-XW33E-RT Ⓒ CPCD25-XW43E-RT Ⓓ CPCD25-XW33E-RT
 Ⓙ CPCD30/35-XW98E-RT2 Ⓚ CPCD25-XW98E-RT2 Ⓛ CPCD30/35-XG72E-RT2
 Ⓜ CPCD25-XG72E-RT2



序号 Item	物料码 Part NO.	名称 Description	数量 Qty	备注或适用车型 Remarks Or Serial NO.
27	FCSQD30-YQ.904	翼形联轴器总成 Wing coupling assembly	1	
28	GB/T 5789-1986- M10×1.25-40-10.9 级	螺栓 Bolt	4	
29	CSQD30.001	输入法兰 Input flange	1	
30	FCSQD30-YQ.903	右支架总成 Right bracket assembly	1	
31	GB/T 5785-2000- M10×1.25×80	螺栓 Bolt	1	
32	GB/T 93-1987-10	垫圈 Washer	1	
33	GB/T 5786-2000- M12×1.25×40	螺栓 Bolt	3	
34	TG4 55×78×10	油封 Oil seal	1	
35	6209 GB/T 276-1994	深沟球轴承 Bearing	1	
36	FCSQD30.001	主动齿轮 Driving gear	1	2.5t
	FCSQD30-YQ.001			3.0t-3.5t
37	6208 GB/T 276-1994	深沟球轴承 Bearing	1	
38	CSQD30.003	隔板 Plate	1	
39	/GB/T 5789- M12×1.25×30-10.9 级	螺栓 Bolt	1	
40	31311 GB/T 297-1994	圆锥滚子轴承 Bearing	1	

图 20 变速箱 (其 4)
Fig.20 Transmission(part-4)

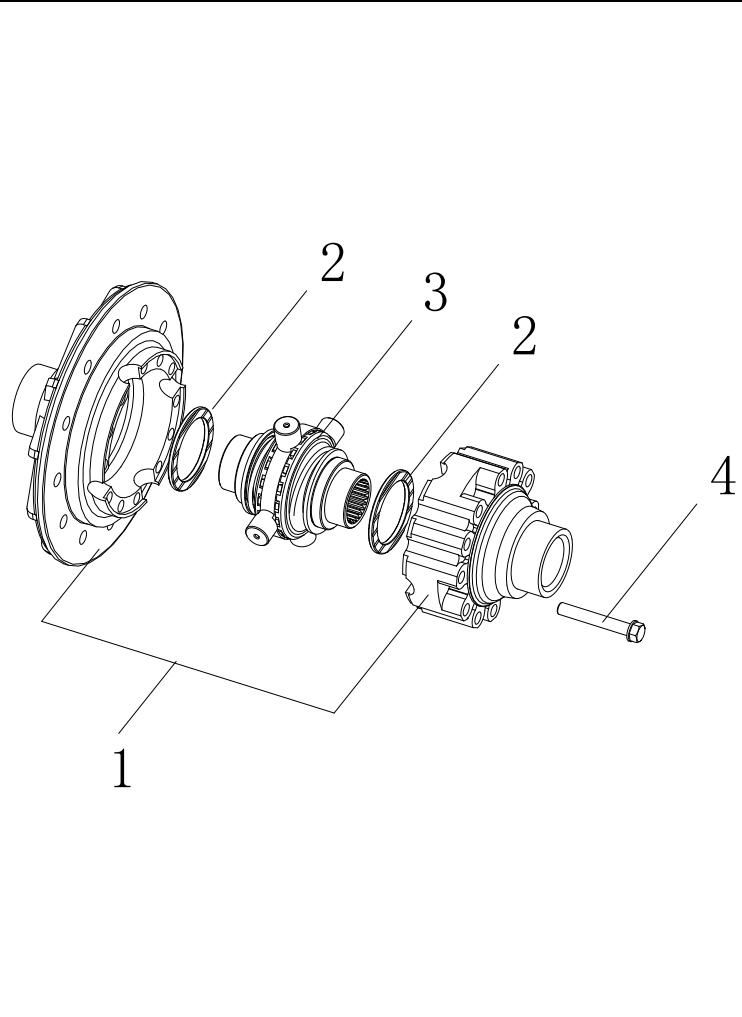
Ⓐ CPCD30/35-XW43E-RT Ⓑ CPCD30/35-XW33E-RT Ⓒ CPCD25-XW43E-RT Ⓓ CPCD25-XW33E-RT
 Ⓙ CPCD30/35-XW98E-RT2 Ⓚ CPCD25-XW98E-RT2 Ⓛ Ⓜ CPCD30/35-XG72E-RT2
 Ⓝ CPCD25-XG72E-RT2



序号 Item	物料码 Part NO.	名称 Description	数量 Qty	备注或适用车型 Remarks Or Serial NO.
41	FCSQD30.008	调整垫 Washer	3/3	
42	CSQD30.014	主动螺旋伞齿轮 Gear	1	
43	FCSQD30-YQ.006	标牌 Sign	1	

图 21 变速箱 (其 5)
Fig.21 Transmission(part-5)

Ⓐ CPCD30/35-XW43E-RT Ⓑ CPCD30/35-XW33E-RT Ⓒ CPCD25-XW43E-RT Ⓓ CPCD25-XW33E-RT
 Ⓙ CPCD30/35-XW98E-RT2 Ⓚ CPCD25-XW98E-RT2 Ⓛ CPCD30/35-XG72E-RT2
 Ⓜ CPCD25-XG72E-RT2



序号 Item	物料码 Part NO.	名称 Description	数量 Qty	备注或适用车型 Remarks Or Serial NO.
A1	FCSQD30-YQ.901	差速器总成 Differential assembly	1	
1	FCSQD30.801	差速器壳组件 Differential carrier	1	
2	FCSQD30-YQ.005	垫片 Washer	2	
3	FCSQD30-YQ.905	牙嵌式机构总成 Tooth embedded mechanism assembly	1	
4	CSQD30.033	螺栓 Bolt	12	

图 22 液力变速箱(其 1) <2020-07-10
 Fig.22 Hydrodynamic gear-box(part-1)

- Ⓔ CPCD30/35-XW33C-RT4 Ⓕ CPCD25-XW33C-RT4 Ⓖ CPCD30/35-XW43C-RT4
- Ⓖ CPCD25-XW43C-RT4 ① CPCD30/35-XW98C-RT4 Ⓚ CPCD25-XW98C-RT4
- Ⓞ CPCD30/35-XG72C-RT4 Ⓟ CPCD25-XG72C-RT4

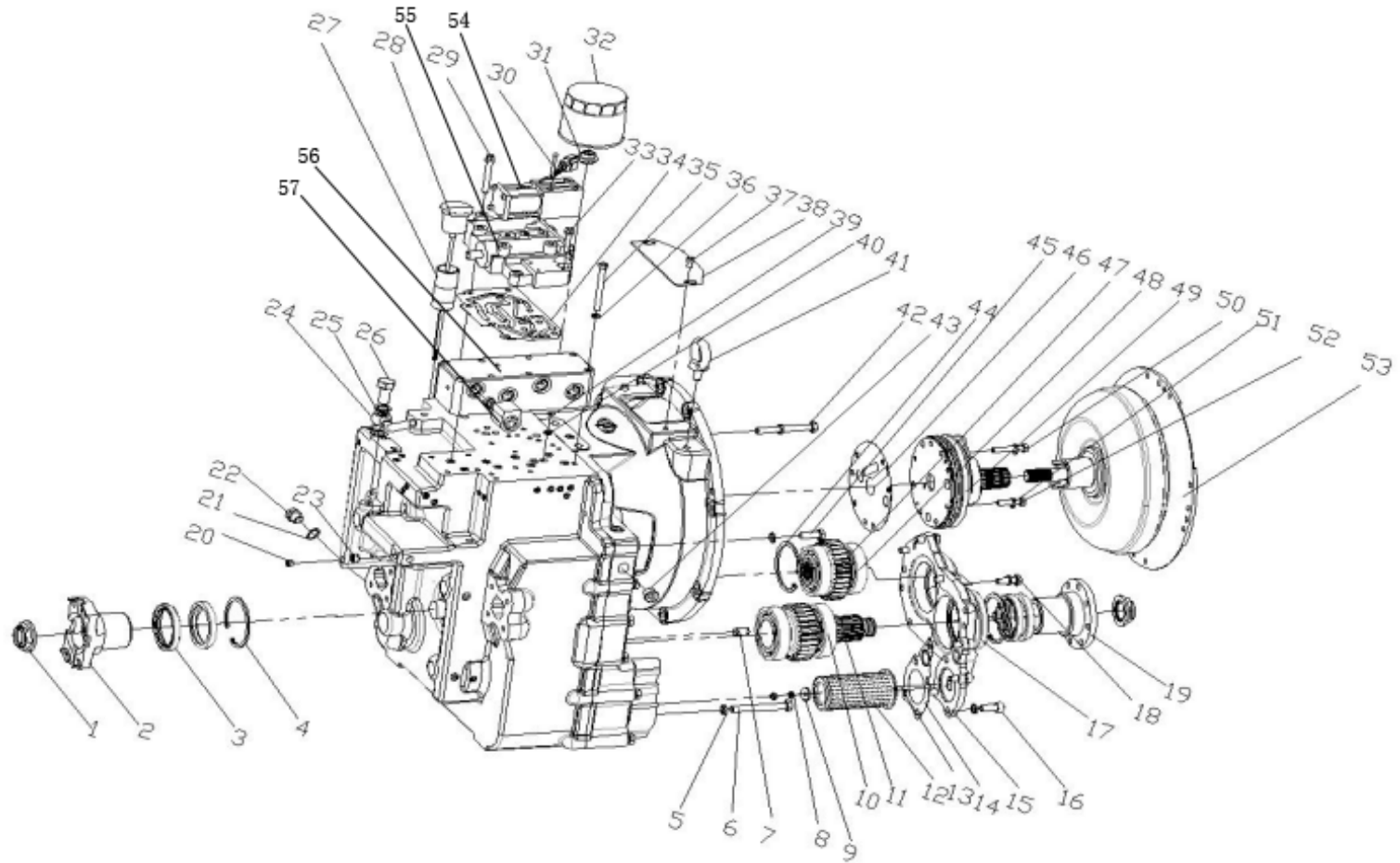
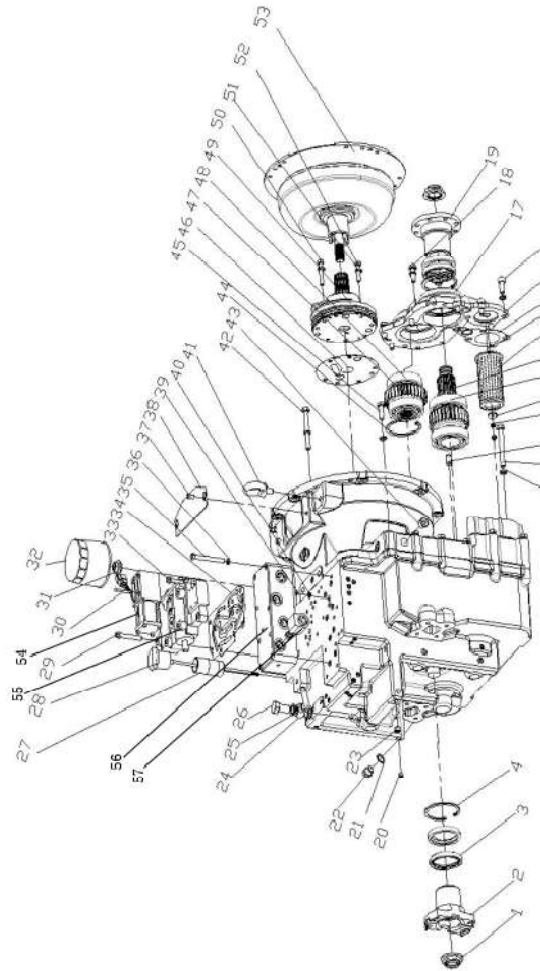


图 22 液力变速箱(其 1) <2020-07-10
Fig.22 Hydrodynamic gear-box(part-1)

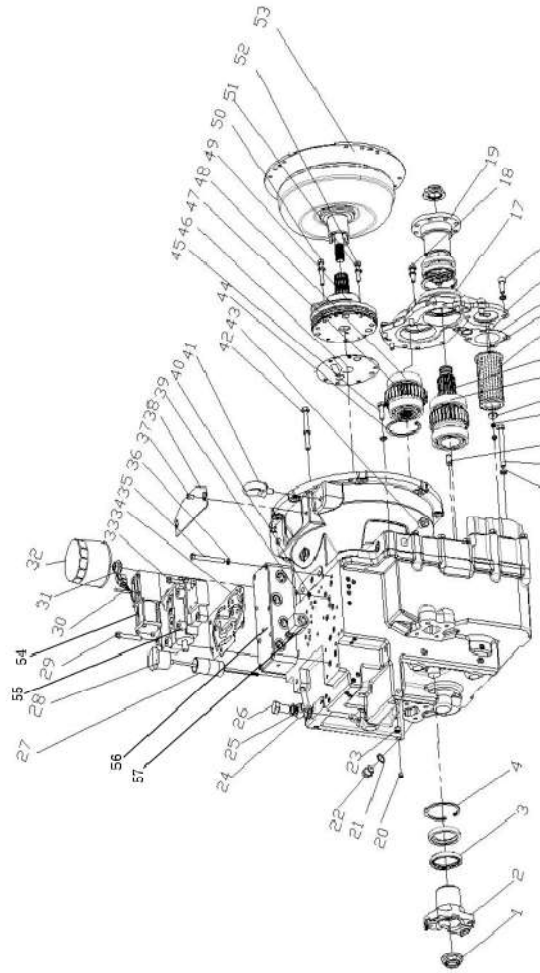
Ⓔ CPCD30/35-XW33C-RT4 Ⓕ CPCD25-XW33C-RT4 Ⓖ CPCD30/35-XW43C-RT4
Ⓗ CPCD25-XW43C-RT4 Ⓘ CPCD30/35-XW98C-RT4 Ⓚ CPCD25-XW98C-RT4
Ⓛ CPCD30/35-XG72C-RT4 Ⓜ CPCD25-XG72C-RT4



序号 Item	物料码 Code No.	名称 Description	数量 Qty	备注或适用车型 Remarks or Serial No.
1	FSDT-06004	防松螺母 Nut	2	
2	4F35-06004	前输出法兰 Flange	1	
3	4F35-01007	油封60×8×10 Oil seal	4	
4	GB/T893.1-1986	孔用挡圈 80 Circlip for hole	2	
5	GB/T-93	垫圈10 Washer	26	
6	GB/T5782	螺栓M10×120 Bolt	3	
7	GB/T119.1	圆柱销 12×20 Straight pin	2	
8	GB/T6170	螺母M6 Nut	2	
9	GB/T5287	平垫片6 Washer	1	
10	GB/T276-1994	深沟球轴承6210 Deep groove ball bearing	2	
11	4F35-08001	后输出齿轮 Gear	1	
12	Y30H-01102A	滤网组件 Filter screen	1	
13	SDT30-01007	双头螺柱 Double-screw bolt	1	
14	Y30H-01013	粗滤器衬垫 Gasket	1	
15	Y30H-01101	粗滤器壳 The coarse filter shell	1	

图 22 液力变速箱(其 1)<2020-07-10
Fig.22 Hydrodynamic gear-box(part-1)

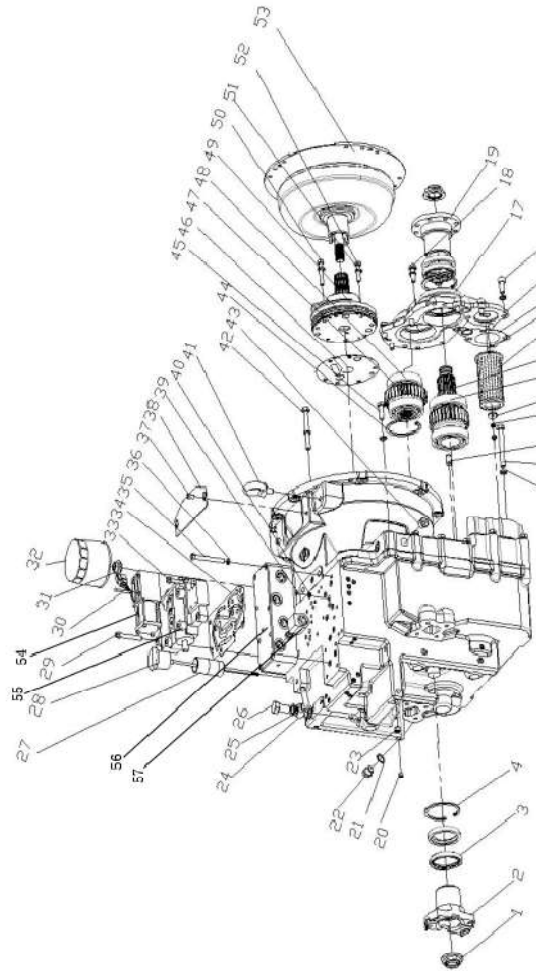
Ⓔ CPCD30/35-XW33C-RT4 Ⓕ CPCD25-XW33C-RT4 Ⓖ CPCD30/35-XW43C-RT4
Ⓗ CPCD25-XW43C-RT4 Ⓙ CPCD30/35-XW98C-RT4 Ⓚ CPCD25-XW98C-RT4
Ⓛ CPCD30/35-XG72C-RT4 Ⓜ CPCD25-XG72C-RT4



序号 Item	物料码 Code No.	名称 Description	数量 Qty	备注或适用车型 Remarks or Serial No.
16	GB/T70.1	螺钉M10×25 Screw	5	
17	4F35-01005	脱桥端盖 End cover	1	
18	GB/T5789	螺栓M10×35 Bolt	8	
19	4F35-08002	后输出法兰 Flange	6	
20	JB/ZQ4446	螺塞 Rc1/8 Plug screw	28	
21	JB/T982	组合密封垫16 Combination gasket	2	
22	Y30H-01011	放油螺塞 Plug screw	2	
23	JB/ZQ4446	螺塞 Rc1/4 Plug screw	11	
24	SDT30-01019	冷却输出管组件 Cooling output pipe component	1	
25	SDT30-01020	螺栓衬垫 Gasket	1	
26	SDT30-01018	铰接螺栓 Bolt	1	
27	Y30H-01007A	加油口盖 Cover	1	
28	Y30H-01007-1	油尺座 Oil rod support	1	
29	GB/T5789	螺栓M8×60 Bolt	2	
30	GB/T70.1	螺钉M5×50 Bolt	4	

图 22 液力变速箱(其 1) <2020-07-10
Fig.22 Hydrodynamic gear-box(part-1)

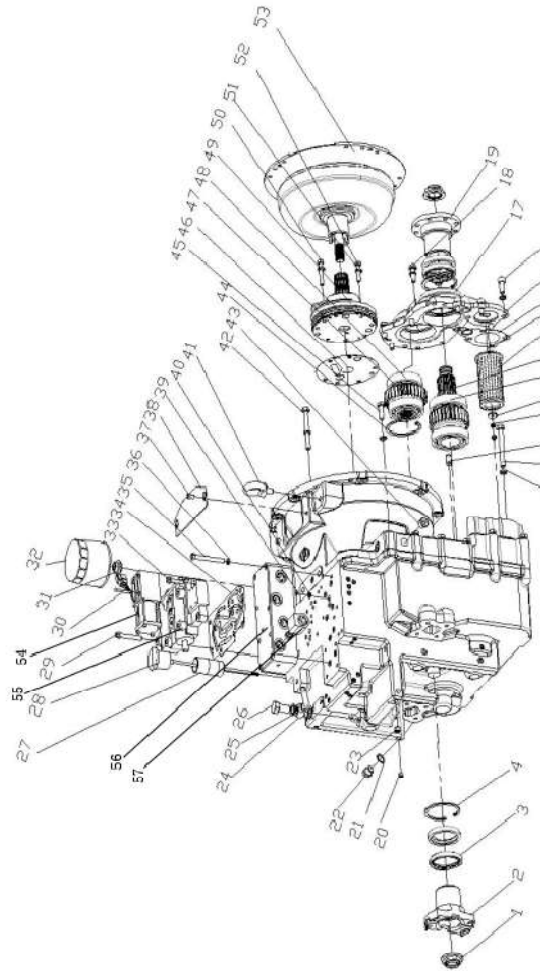
Ⓔ CPCD30/35-XW33C-RT4 Ⓕ CPCD25-XW33C-RT4 Ⓖ CPCD30/35-XW43C-RT4
Ⓗ CPCD25-XW43C-RT4 Ⓘ CPCD30/35-XW98C-RT4 Ⓚ CPCD25-XW98C-RT4
Ⓛ CPCD30/35-XG72C-RT4 Ⓜ CPCD25-XG72C-RT4



序号 Item	物料码 Code No.	名称 Description	数量 Qty	备注或适用车型 Remarks or Serial No.
31	Y30H-07002	管接头 Pipe joint	1	
32	Y30H-07010	滤清器 (II) Filter	1	
33	GB/T5789	螺栓M8×30 Bolt	6	
34	SDT30-07015	电液控制阀衬垫 Gasket	1	
35	GB/T818	螺栓M8×80 Bolt	8	
36	GB/T93	弹垫M8 Spring washers	8	
37	GB/T818	螺钉M8×10 Screw	2	
38	SDT30-01024	变矩器壳盖Torque converter shell cover	1	
39	GB/T3452.1	O型圈8.5×1.8 O-ring	9	
40	Y30H-07200	滤网 Filter screen	4	
41	GB/T825	吊环螺钉M12 lifting bolt	1	
42	GB/T5789	螺栓M10×90 Bolt	1	
43	JB/ZQ4446	螺塞 Rc1/2 Plug screw	2	
44	GB/T893.1	孔用弹性挡圈72 Circlip for hole	4	
45	GB/T5782	螺栓M8×60 Bolt	6	

图 22 液力变速箱(其 1)<2020-07-10
Fig.22 Hydrodynamic gear-box(part-1)

Ⓔ CPCD30/35-XW33C-RT4 Ⓕ CPCD25-XW33C-RT4 Ⓖ CPCD30/35-XW43C-RT4
Ⓗ CPCD25-XW43C-RT4 Ⓘ CPCD30/35-XW98C-RT4 Ⓚ CPCD25-XW98C-RT4
Ⓛ CPCD30/35-XG72C-RT4 Ⓜ CPCD25-XG72C-RT4



序号 Item	物料码 Code No.	名称 Description	数量 Qty	备注或适用车型 Remarks or Serial No.
46	SDT30-05003	供油泵衬垫 Gasket	1	
47	4F35-07002	脱桥传动齿轮 Gear	1	
48	GB/T276-1994	深沟球轴承6209 Deep groove ball bearing	2	
49	SDT30-05000	供油泵总成 For the oil pump assembly	2	
50	GB/T5782	螺栓M8×40 Bolt	3	
51	GB/T5782	螺栓M8×50 Bolt	3	
52	Y30H-07007	铜垫 Copper pad	6	
53	SDT30-06000-1	变矩器总成 Torque converter assy	1	
54	SWM-G02-C4-D12-30-S 006	电磁阀 The electromagnetic valve		
55	SDT30-07000	电液控制阀总成 Electrohydraulic control valve		
56	4F35-01004	配流板 Distribution plate		
57	SV08-33-V-12-DL	插装式电磁阀 The electromagnetic valve		

图 23 液力变速箱(其 2) <2020-07-10
Fig.23 Hydrodynamic gear-box(part-2)

Ⓔ CPCD30/35-XW33C-RT4 Ⓕ CPCD25-XW33C-RT4 Ⓖ CPCD30/35-XW43C-RT4
Ⓖ CPCD25-XW43C-RT4 Ⓗ CPCD30/35-XW98C-RT4 Ⓙ CPCD25-XW98C-RT4
Ⓢ CPCD30/35-XG72C-RT4 Ⓣ CPCD25-XG72C-RT4

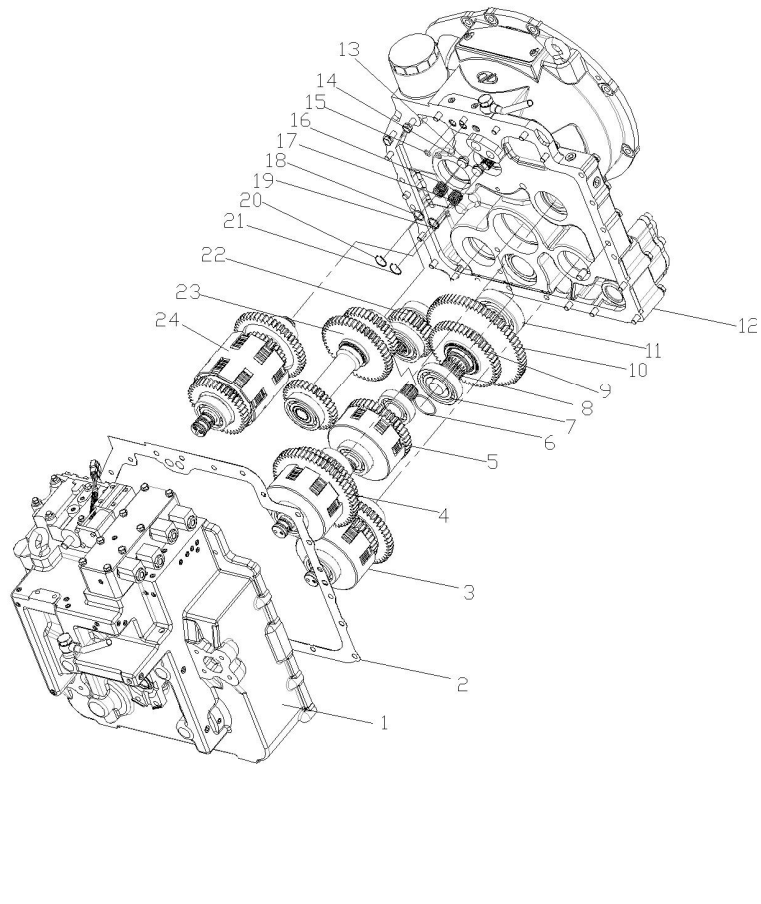
	序号 Item	物料码 Code No.	名称 Description	数量 Qty	备注或适用车型 Remarks or Serial No.
	1	4F35-01001	箱体 enclosure	1	
	2	4F35-01006	变矩器壳衬垫 Gasket	1	
	3	4F35-05000	倒档轴离合器总成 Clutch assembly	1	见图.26 See Fig.26
	4	4F35-04000	中间轴离合器总成 Clutch assembly	1	见图.25 See Fig.25
	5	4F35-07000	脱桥离合器总成 Clutch assembly	1	见图.27 See Fig.27
	6	GB/T3452.1	O型圈8.5×1.8 O-ring	2	
	7	GB/T276	深沟球轴承6210 Deep groove ball bearing	1	
	8	4F35-06100	前输出轴 The output shaft	1	
	9	4F35-06002	前输出齿轮A Gear	1	
	10	4F35-06003	前输出齿轮B Gear	1	
	11	GB/T276	深沟球轴承6309 Deep groove ball bearing	1	
	12		变矩器壳组件Case, Torque-converter	1	
	13	SDT30-01010	溢流阀芯The overflow valve core	1	
	14	SDT30-01011	安全阀芯 The relief valve core	1	
	15	GB/T3452.1	O型圈40×2.65 O-ring	2	

图 23 液力变速箱(其 2) <2020-07-10
Fig.23 Hydrodynamic gear-box(part-2)

Ⓔ CPCD30/35-XW33C-RT4 Ⓕ CPCD25-XW33C-RT4 Ⓖ CPCD30/35-XW43C-RT4
Ⓗ CPCD25-XW43C-RT4 Ⓙ CPCD30/35-XW98C-RT4 Ⓚ CPCD25-XW98C-RT4
Ⓞ CPCD30/35-XG72C-RT4 Ⓟ CPCD25-XG72C-RT4

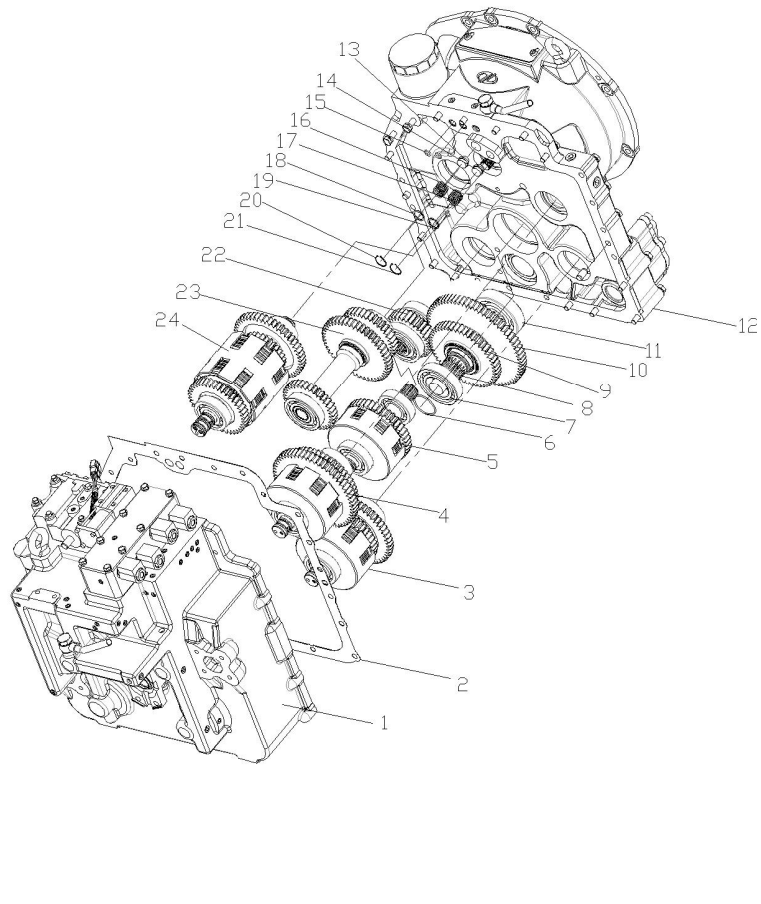
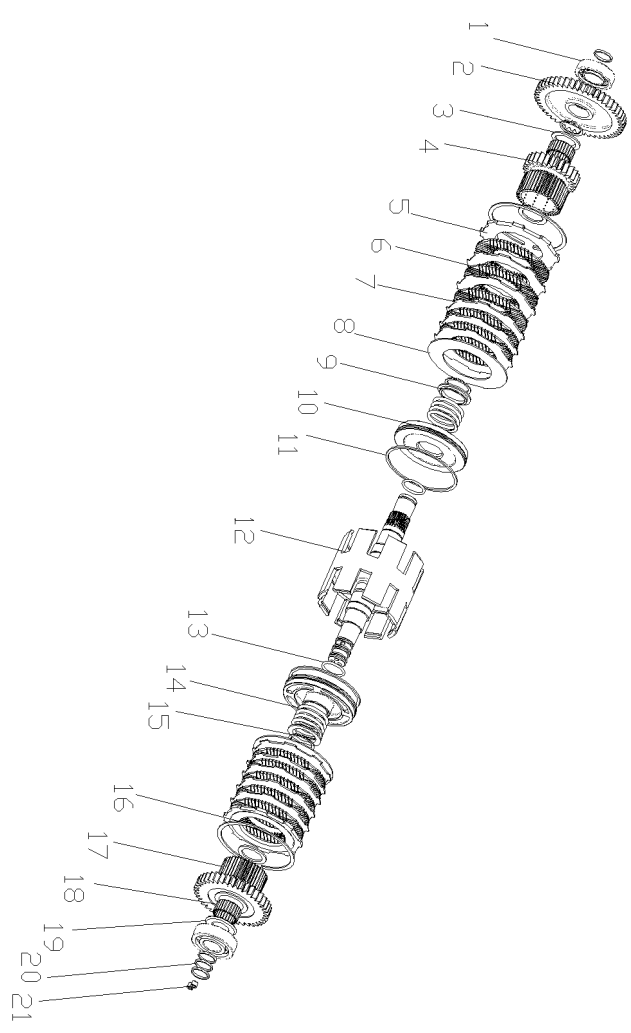
	序号 Item	物料码 Code No.	名称 Description	数量 Qty	备注或适用车型 Remarks or Serial No.
	16	SDT30-01013	溢流阀弹簧 Spring	2	
	17	SDT30-01014	安全阀弹簧 Spring	1	
	18	GB/T848	平垫圈10 Washer	1	
	19	SDT30-01015	安全阀垫 Gasket	2	
	20	GB/T893.1	孔用弹性挡圈 22 Circlip for hole	1	
	21	GB/T893.1	孔用弹性挡圈 18 Circlip for hole	1	
	22		脱桥传动齿轮组件 Gear assembly	1	
	23	4F35-03000	传动轴总成 The shaft assembly	1	见图.28 See Fig.28
	24	4F35-02000	输入轴离合器总成 Clutch assembly	1	见图.24 See Fig.24

图.24 输入轴离合器总成<2020-07-10
Fig.24 Input shaft clutch assembly

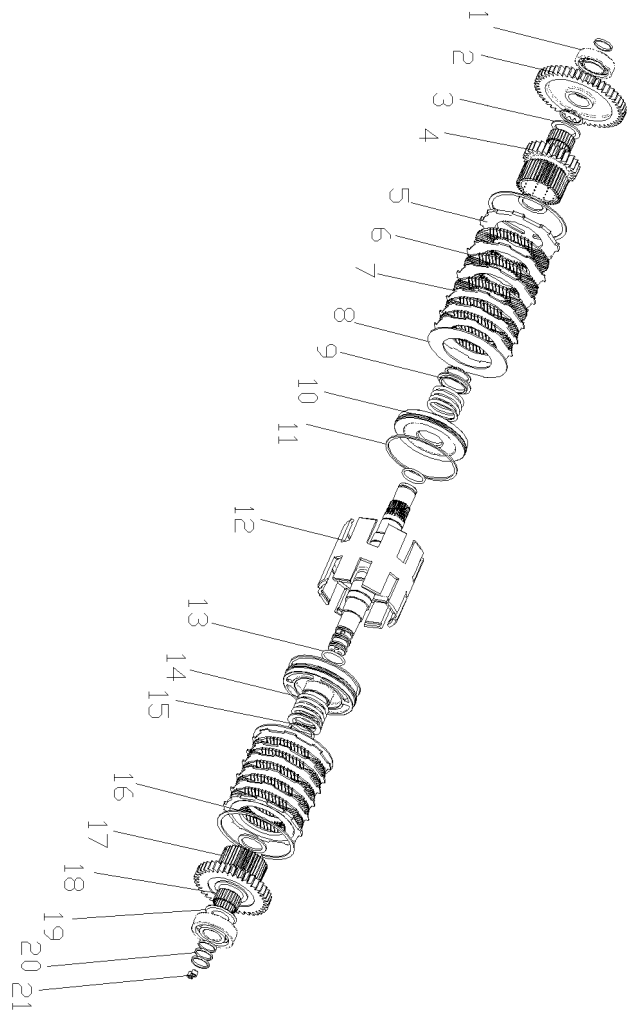
Ⓔ CPCD30/35-XW33C-RT4 Ⓕ CPCD25-XW33C-RT4 Ⓖ CPCD30/35-XW43C-RT4
Ⓗ CPCD25-XW43C-RT4 ⓐ CPCD30/35-XW98C-RT4 Ⓚ CPCD25-XW98C-RT4
ⓐ CPCD30/35-XG72C-RT4 Ⓟ CPCD25-XG72C-RT4



序号 Item	物料码 Code No.	名称 Description	数量 Qty	备注或适用车型 Remarks or Serial No.
A1	4F35-02000	输入轴离合器总成 Clutch assembly	1	包含 INC:1-21
1	GB /T283-1994	圆柱滚子轴承NJ206E Cylindrical roller bearing	1	
2	4F35-02003	前进挡传动齿轮 Gear	1	
3	Y30H-02005	止推环A Thrust ring	3	
4	4F35-02001	前一挡齿轮 Gear	2	
5	Y30H-02012	端板 End plate	2	
6	Y30H-02007	摩擦片 Friction disc	10	
7	Y30H-02008	隔片 septa	10	
8	Y30H-02013	碟形弹簧 Spring	2	
9	Y30H-02002	弹簧座 Spring seat	2	
10	SDT30-02200	活塞总成 The piston assembly	2	
11	Y30H-02010	密封环 (B) Seal ring	2	
12	4F35-02100	输入轴总成 Shaft assembly	1	
13	GB1235	O形密封圈40×3.5 O-Seal ring	2	
14	SDT30-02003	回程弹簧 Spring	2	

图.24 输入轴离合器总成<2020-07-10
Fig.24 Input shaft clutch assembly

Ⓔ CPCD30/35-XW33C-RT4 Ⓕ CPCD25-XW33C-RT4 Ⓖ CPCD30/35-XW43C-RT4
Ⓖ CPCD25-XW43C-RT4 ① CPCD30/35-XW98C-RT4 Ⓖ CPCD25-XW98C-RT4
Ⓖ CPCD30/35-XG72C-RT4 Ⓖ CPCD25-XG72C-RT4



序号 Item	物料码 Code No.	名称 Description	数量 Qty	备注或适用车型 Remarks or Serial No.
15	GB/T894.1	挡圈40 Snap ring	2	
16	Y30H-02011A	卡环 Ring	2	
17	4F35-02002	前二档齿轮 Gear	1	
18	JB/T7918	滚针轴承K35×42×20 Needle bearing	2	
19	Y30H-02006	止推环 (B) Thrust ring(B)	1	
20	Y30H-02009	密封环 (A) Seal ring(A)	4	
21	GB /T78	螺钉M8×8 Screw	1	

图 25 中间轴离合器总成<2020-07-10
Fig.25 Intermediate shaft clutch assembly

Ⓔ CPCD30/35-XW33C-RT4 Ⓕ CPCD25-XW33C-RT4 Ⓖ CPCD30/35-XW43C-RT4
Ⓗ CPCD25-XW43C-RT4 Ⓘ CPCD30/35-XW98C-RT4 Ⓚ CPCD25-XW98C-RT4
Ⓞ CPCD30/35-XG72C-RT4 Ⓟ CPCD25-XG72C-RT4

序号 Item	物料码 Code No.	名称 Description	数量 Qty	备注或适用车型 Remarks or Serial No.
A1	4F35-04000	中间轴离合器总成 Clutch assembly		
1	GB /T276	深沟球轴承 6306 Deep groove ball bearing	2	
2	4F35-02003	前进挡传动齿轮 Gear	1	
3	GB/T894.1	孔用挡圈72 Circlip for hole	1	
4	GB /T276	深沟球轴承 6207 Deep groove ball bearing	1	
5	4F35-04001	前三档齿轮 Gear	1	
6	Y30H-02011A	卡环 Ring	1	
7	Y30H-02012	端板 End plate	1	
8	Y30H-02008	隔片 septa	5	
9	Y30H-02007	摩擦片 Friction disc	5	
10	Y30H-02013	碟形弹簧 Spring	1	
11	GB/T894.1	挡圈40 Snap ring	1	
12	Y30H-02004	弹簧座 Spring seat	1	
13	SDT30-02003	回程弹簧 Spring	1	
14	SDT30-02200	活塞总成 The piston assembly	1	

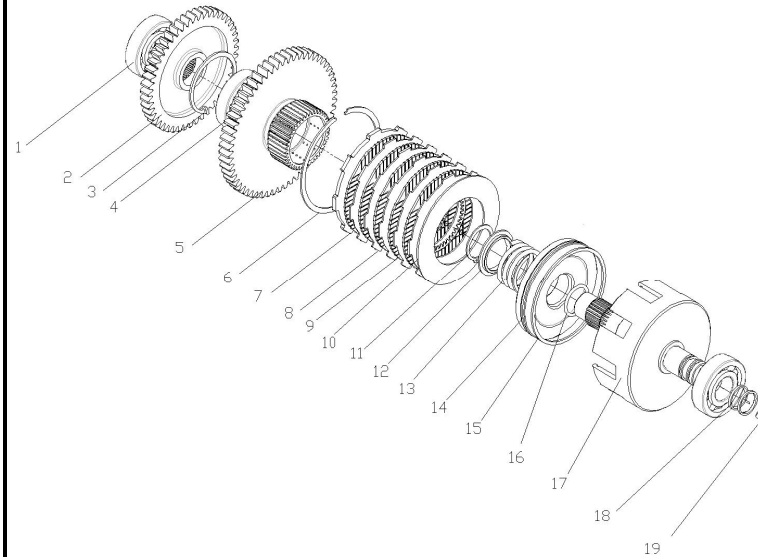
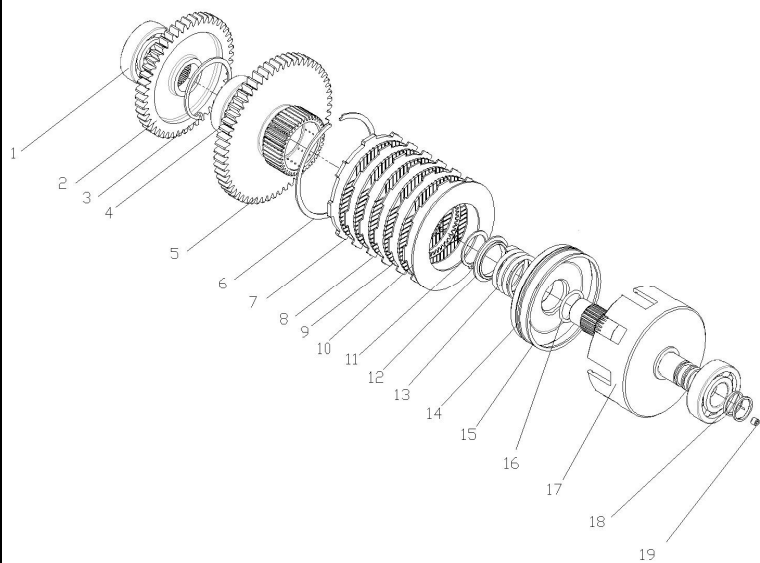


图 25 中间轴离合器总成<2020-07-10
 Fig.25 Intermediate shaft clutch assembly

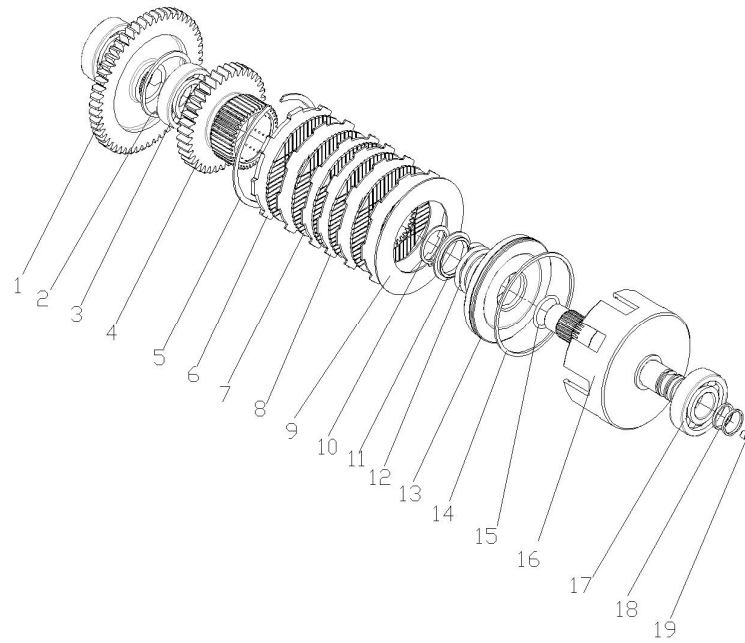
Ⓔ CPCD30/35-XW33C-RT4 Ⓕ CPCD25-XW33C-RT4 Ⓖ CPCD30/35-XW43C-RT4
 Ⓗ CPCD25-XW43C-RT4 Ⓖ CPCD30/35-XW98C-RT4 Ⓖ CPCD25-XW98C-RT4
 Ⓖ CPCD30/35-XG72C-RT4 Ⓖ CPCD25-XG72C-RT4



序号 Item	物料码 Code No.	名称 Description	数量 Qty	备注或适用车型 Remarks or Serial No.
15	Y30H-02010	密封环 (B) Seal ring	1	
16	GB1235	O形密封圈40×3.5 O-ring	1	
17	4F35-04100	中间轴总成 Shaft assembly	1	
18	Y30H-02009	密封环 (A) Seal ring	2	
19	GB /T78	螺钉M8×8 Screw	1	

图 26 倒挡轴离合器总成 <2020-07-10
Fig.26 Reversing shaft clutch assembly

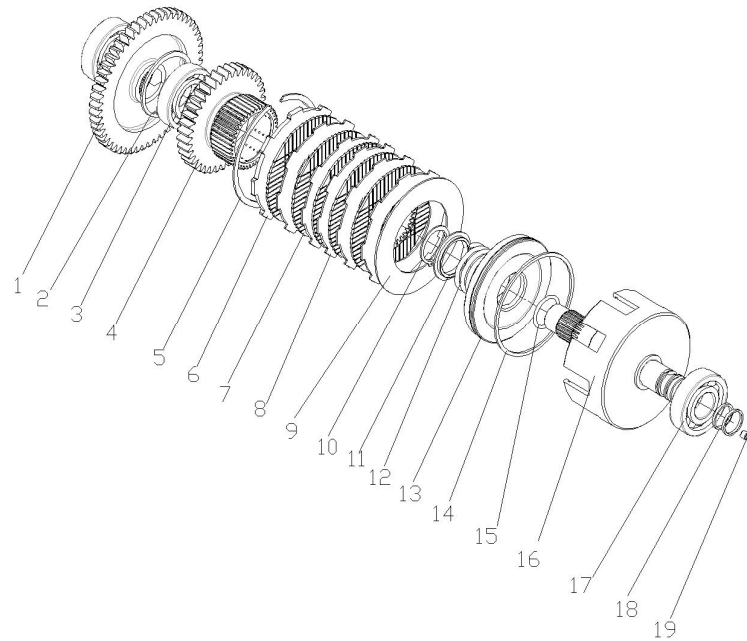
Ⓔ CPCD30/35-XW33C-RT4 Ⓕ CPCD25-XW33C-RT4 Ⓖ CPCD30/35-XW43C-RT4
Ⓗ CPCD25-XW43C-RT4 Ⓙ CPCD30/35-XW98C-RT4 Ⓚ CPCD25-XW98C-RT4
Ⓛ CPCD30/35-XG72C-RT4 Ⓜ CPCD25-XG72C-RT4



序号 Item	物料码 Code No.	名称 Description	数量 Qty	备注或适用车型 Remarks or Serial No.
A1	4F35-05000	倒档轴离合器总成 Clutch assembly	1	
1	GB /T276	深沟球轴承 6306 Deep groove ball bearing	2	
2	4F35-05001	倒档传动齿轮 Gear	1	
3	GB/T894.1	孔用挡圈72 Circlip for hole	1	
4	GB /T276	深沟球轴承 6207 Deep groove ball bearing	1	
5	4F35-05002	倒档齿轮 Gear	1	
6	Y30H-02011A	卡环 Ring	1	
7	Y30H-02012	端板 End plate	1	
8	Y30H-02008	隔片 septa	5	
9	Y30H-02007	摩擦片 Friction disc	5	
10	Y30H-02013	碟形弹簧 Spring	1	
11	GB/T894.1	挡圈40 Snap ring	1	
12	Y30H-02004	弹簧座 Spring seat	1	
13	SDT30-02003	回程弹簧 Spring	1	
14	SDT30-02200	活塞总成 The piston assembly	1	

图 26 倒挡轴离合器总成 <2020-07-10
 Fig.26 Reversing shaft clutch assembly

Ⓔ CPCD30/35-XW33C-RT4 Ⓕ CPCD25-XW33C-RT4 Ⓖ CPCD30/35-XW43C-RT4
 Ⓗ CPCD25-XW43C-RT4 Ⓙ CPCD30/35-XW98C-RT4 Ⓚ CPCD25-XW98C-RT4
 Ⓢ CPCD30/35-XG72C-RT4 Ⓣ CPCD25-XG72C-RT4



序号 Item	物料码 Code No.	名称 Description	数量 Qty	备注或适用车型 Remarks or Serial No.
15	Y30H-02011A	卡环 Ring	1	
16	GB1235	O形密封圈40×3.5 O-ring	1	
17	4F35-04100	中间轴总成 Shaft assembly	1	
18	Y30H-02009	密封环 (A) Seal ring	2	
19	GB /T78	螺钉M8×8 Screw	1	

图 27 脱桥轴离合器总成 <2020-07-10
Fig.27 Take off the bridge axis clutch assembly

Ⓔ CPCD30/35-XW33C-RT4 Ⓕ CPCD25-XW33C-RT4 Ⓖ CPCD30/35-XW43C-RT4
Ⓖ CPCD25-XW43C-RT4 Ⓗ CPCD30/35-XW98C-RT4 Ⓙ CPCD25-XW98C-RT4
Ⓙ CPCD30/35-XG72C-RT4 Ⓚ CPCD25-XG72C-RT4

序号 Item	物料码 Code No.	名称 Description	数量 Qty	备注或适用车型 Remarks or Serial No.
A1	4F35-07000	脱桥离合器总成 Clutch assembly	1	
1	GB /T894.1	挡圈35 Snap ring	1	
2	GB/T894.1	孔用挡圈72 Circlip for hole	1	
3	GB/T276	深沟球轴承6207 Deep groove ball bearing	1	
4	4F35-07002	脱桥齿轮 Gear	1	
5	Y30H-02011A	卡环 Ring	1	
6	Y30H-02012	端板 End plate	1	
7	Y30H-02008	隔片 septa	4	
8	Y30H-02007	摩擦片 Friction disc	4	
9	SDT30-02200	活塞总成 The piston assembly	1	
10	GB /T894.1	轴用弹性挡圈40 Snap ring	1	
11	Y30H-02004	弹簧座 Spring seat	1	
12	SDT30-02003	回程弹簧 Spring	1	
13	Y30H-02010	密封环 (B) Seal ring	1	
14	GB1235	O形密封圈40×3.5 O-ring	1	

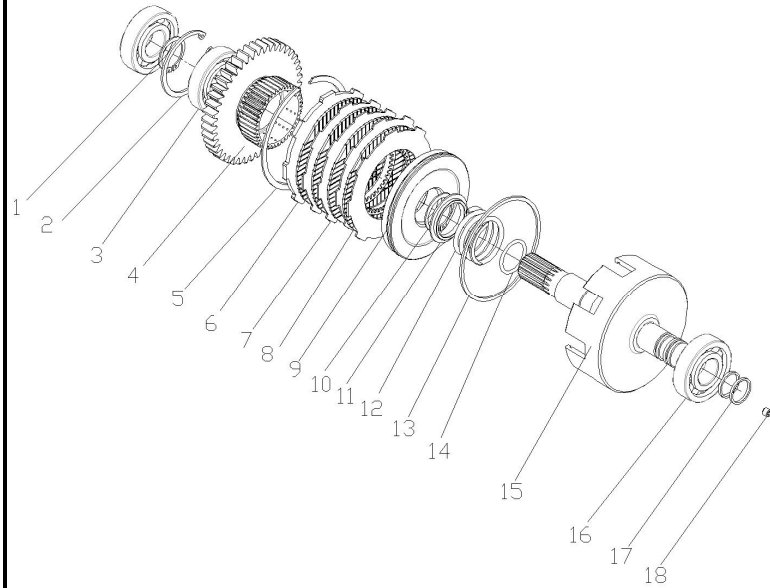
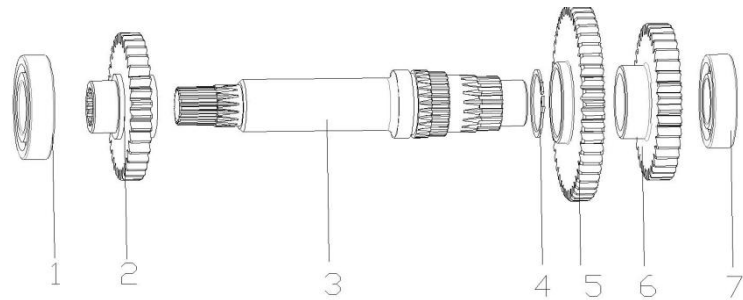


图 28 传动轴总成<2020-07-10
Fig.28 The shaft assembly

Ⓔ CPCD30/35-XW33C-RT4 Ⓕ CPCD25-XW33C-RT4 Ⓖ CPCD30/35-XW43C-RT4
Ⓖ CPCD25-XW43C-RT4 Ⓗ CPCD30/35-XW98C-RT4 Ⓙ CPCD25-XW98C-RT4
Ⓢ CPCD30/35-XG72C-RT4 Ⓣ CPCD25-XG72C-RT4



序号 Item	物料码 Code No.	名称 Description	数量 Qty	备注或适用车型 Remarks or Serial No.
A1	4F35-03000	传动轴总成 The shaft assembly	1	包含 INC: 1-7
1	GB/T283-1994	深沟球轴承 6208 Deep groove ball bearing	1	
2	4F35-03002	前二档传动齿轮 Gear	1	
3	4F35-03001	传动轴 The shaft	1	
4	GB/T893.1-1994	轴用挡圈52 Snap ring	1	
5	4F35-03002	前一档传动齿轮 Gear	1	
6	4F35-03004	传动轴输出齿轮 Gear	1	
7	GB/T283-1994	圆柱滚子轴承NF207 Cylindrical roller bearing	1	

图 29 液力变速箱(其 1) ≥2020-07-10
 Fig.29 Hydrodynamic gear-box(part-1)

- Ⓔ CPCD30/35-XW33C-RT4 Ⓕ CPCD25-XW33C-RT4 Ⓖ CPCD30/35-XW43C-RT4
 Ⓗ CPCD25-XW43C-RT4 Ⓘ CPCD30/35-XW98C-RT4 Ⓚ CPCD25-XW98C-RT4
 Ⓛ CPCD30/35-XG72C-RT4 Ⓜ CPCD25-XG72C-RT4

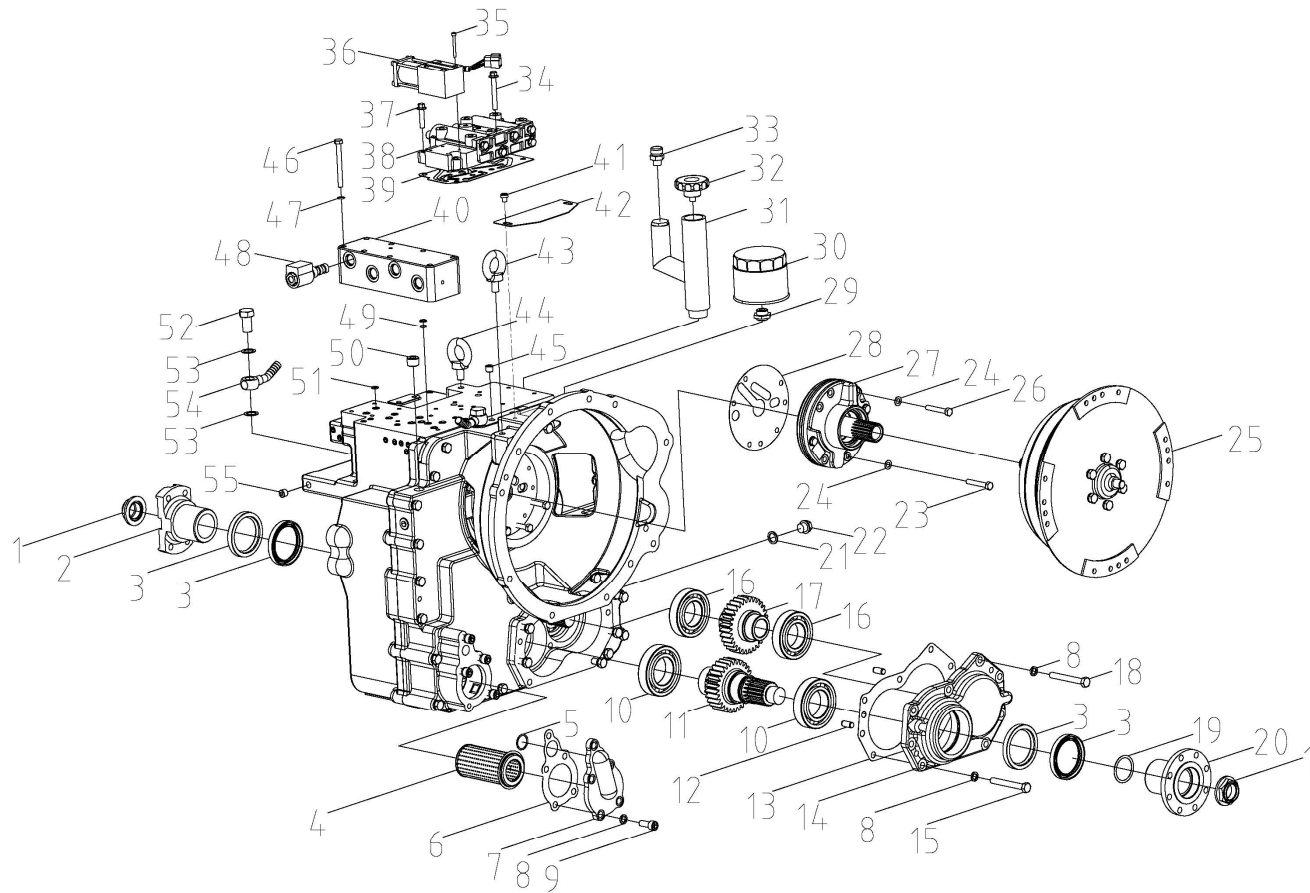


图 29 液力变速箱(其 1) ≥2020-07-10
Fig.29 Hydrodynamic gear-box(part-1)

Ⓔ CPCD30/35-XW33C-RT4 Ⓕ CPCD25-XW33C-RT4 Ⓖ CPCD30/35-XW43C-RT4
Ⓗ CPCD25-XW43C-RT4 Ⓘ CPCD30/35-XW98C-RT4 Ⓚ CPCD25-XW98C-RT4
Ⓛ CPCD30/35-XG72C-RT4 Ⓜ CPCD25-XG72C-RT4

序号 Item	物料码 Code No.	名称 Description	数量 Qty	备注或适用车型 Remarks or Serial No.
1	FSDT35-06004	防松螺母 Nut	2	
2	4F35-06004	前输出法兰 Flange	1	
3	4F35-01007	油封60×8×10 Oil seal	4	
4	Y30H-01102A	滤网组件 Filter screen	1	
5	GB1235	O形密封圈 28×2.4 O-ring 28×2.4	1	
6	Y30H-01013	粗滤器衬垫 Gasket	1	
7	Y30H-01101	粗滤器壳 The coarse filter shell	1	
8	10 GB/T93	垫圈10 Washer	14	螺母M6 Nut
9	GB/T70.1	螺钉M10×25 Screw	5	平垫片6 Washer
10	GB/T276-1994	深沟球轴承6210 Deep groove ball bearing	2	深沟球轴承6210 Deep groove ball bearing
11	4F35-08001	后输出齿轮 Gear	1	
12	GB/T119.1	圆柱销 12×20 Straight pin	2	
13	4F35-01006	脱桥端盖衬垫 End cover gasket	1	双头螺栓 Double-screw bolt
14	4F35-01005	脱桥端盖 End cover	1	
15	GB/T5782	螺栓M10×120 Bolt M10×120	3	

图 29 液力变速箱(其 1) ≥2020-07-10
Fig.29 Hydrodynamic gear-box(part-1)

Ⓔ CPCD30/35-XW33C-RT4 Ⓕ CPCD25-XW33C-RT4 Ⓖ CPCD30/35-XW43C-RT4
Ⓗ CPCD25-XW43C-RT4 Ⓙ CPCD30/35-XW98C-RT4 Ⓚ CPCD25-XW98C-RT4
Ⓛ CPCD30/35-XG72C-RT4 Ⓜ CPCD25-XG72C-RT4

序号 Item	物料码 Code No.	名称 Description	数量 Qty	备注或适用车型 Remarks or Serial No.
16	GB/T276-1994	深沟球轴承6209 Deep groove ball bearing	2	
17	4F35-07002	脱桥传动齿轮 Gear	1	
18	GB/T5782	螺栓M10×60 Bolt M10×60	6	
19	GB/T3452.1-2005	O形密封圈 40×2.65 O-ring 40×2.65	2	
20	4F35-08002	后输出法兰 Flange	1	
21	JB982-77	组合密封垫16 Combination gasket	2	
22	Y30H-01011	放油螺塞 Plug screw	2	
23	GB8782-86	螺栓M8×40 Bolt M8×40	3	
24	Y30H-07007	螺栓衬垫 Gasket	6	
25	SDT30-06000-1	变矩器总成 Torque converter assy	1	
26	GB/T5782	螺栓M8×50 Bolt M8×50	3	
27	SDT30-05000	供油泵总成 For the oil pump assembly	1	
28	SDT30-05003	供油泵衬垫 Gasket	1	
29	Y30H-07002	管接头 Pipe joint	1	
30	Y30H-07010	滤清器 (II) Filter	1	

图 29 液力变速箱(其 1) ≥2020-07-10
Fig.29 Hydrodynamic gear-box(part-1)

Ⓔ CPCD30/35-XW33C-RT4 Ⓕ CPCD25-XW33C-RT4 Ⓖ CPCD30/35-XW43C-RT4
Ⓗ CPCD25-XW43C-RT4 Ⓘ CPCD30/35-XW98C-RT4 Ⓚ CPCD25-XW98C-RT4
Ⓛ CPCD30/35-XG72C-RT4 Ⓜ CPCD25-XG72C-RT4

序号 Item	物料码 Code No.	名称 Description	数量 Qty	备注或适用车型 Remarks or Serial No.
31	4F35-01008-1	加油管 Refueling pipe	1	
32	4F35-01010	加油口盖 Cover	1	
33	FSDT35-07014	通气帽总成 Cap gp-vent	1	
34	GB/T5789	螺栓M8×60 Bolt M8×60	6	
35	GB/T70.1	螺栓M5×50 Bolt M5×50	4	
36	Y30H-D07300	电磁阀 The electromagnetic valve	1	
37	GB/T5789	螺栓M8×30 Bolt M8×30	2	
38	SDT30-07200	电液控制阀总成 Electrohydraulic control valve	1	
39	SDT30-07015	电液控制阀衬垫 Gasket	1	
40	4F35-01004	配流板 Distribution plate	1	
41	GB/T818	螺钉M8×10 Screw M8×10	2	
42	SDT30-01024	变矩器壳盖Torque converter shell cover	1	
43	GB/T825	吊环螺钉M12 lifting bolt M12	1	
44	GB/T825	吊环螺钉M10 lifting bolt M10	1	
45	JB/ZQ4446	螺塞 Rc1/4 Plug screw	9	

图 29 液力变速箱(其 1) ≥2020-07-10
Fig.29 Hydrodynamic gear-box(part-1)

Ⓔ CPCD30/35-XW33C-RT4 Ⓕ CPCD25-XW33C-RT4 Ⓖ CPCD30/35-XW43C-RT4
Ⓖ CPCD25-XW43C-RT4 Ⓗ CPCD30/35-XW98C-RT4 Ⓙ CPCD25-XW98C-RT4
Ⓙ CPCD30/35-XG72C-RT4 Ⓚ CPCD25-XG72C-RT4

序号 Item	物料码 Code No.	名称 Description	数量 Qty	备注或适用车型 Remarks or Serial No.
46	GB/T5782	螺钉M8×80 Screw M8×80	8	
47	GB/T93	弹垫8 Spring washers	8	
48	SV08-33-V-12-DL	插装式电磁阀 The electromagnetic valve	4	
49	Y30H-07020	滤网 Filter screen	1	
50	JB/ZQ4446	螺塞 Rc1/2 Plug screw	2	
51	GB2345.1	O型圈8.75×1.8 O-ring 8.75×1.8	11	
52	SDT30-01018	铰接螺栓 Bolt	2	
53	SDT30-01020	螺栓衬垫 Pad	4	
54	SDT30-01019-1	冷却输出管组件Cooling output pipe component	2	
55	JB/ZQ4446	螺塞 Rc1/8 Plug screw	28	

图 30 液力变速箱(其 2) ≥2020-07-10
Fig.30 Hydrodynamic gear-box(part-2)

Ⓔ CPCD30/35-XW33C-RT4 Ⓕ CPCD25-XW33C-RT4 Ⓖ CPCD30/35-XW43C-RT4
Ⓗ CPCD25-XW43C-RT4 Ⓘ CPCD30/35-XW98C-RT4 Ⓚ CPCD25-XW98C-RT4
Ⓞ CPCD30/35-XG72C-RT4 Ⓟ CPCD25-XG72C-RT4

序号 Item	物料码 Code No.	名称 Description	数量 Qty	备注或适用车型 Remarks or Serial No.
1	4F35-01001	箱体 enclosure	1	
2	4F35-01003	变矩器壳衬垫 Gasket	1	
3	4F35-05000-1	倒档轴离合器总成 Clutch assembly	1	见图.26 See Fig.26
4	4F35-04000	前三档离合器总成 Clutch assembly	1	见图.25 See Fig.25
5	4F35-07000	脱桥轴离合器总成 Clutch assembly	1	见图.27 See Fig.27
6	GB/T3452.1	O型圈40×2.65 O-ring 40×2.65	2	
7	GB/T276	深沟球轴承6210 Deep groove ball bearing	1	
8	4F35-06001	前输出轴 The output shaft	1	
9	4F35-06002-1	前输出齿轮A Gear	1	
10	4F35-06003	前输出齿轮B Gear	1	
11	GB/T276	深沟球轴承6309 Deep groove ball bearing	1	
12		变矩器壳组件Case, Torque-converter	1	
13	SDT30-01013	安全阀芯 The relief valve core	1	
14	SDT30-01014	安全阀弹簧 Spring	1	
15	SDT30-01015	安全阀垫 Gasket	2	

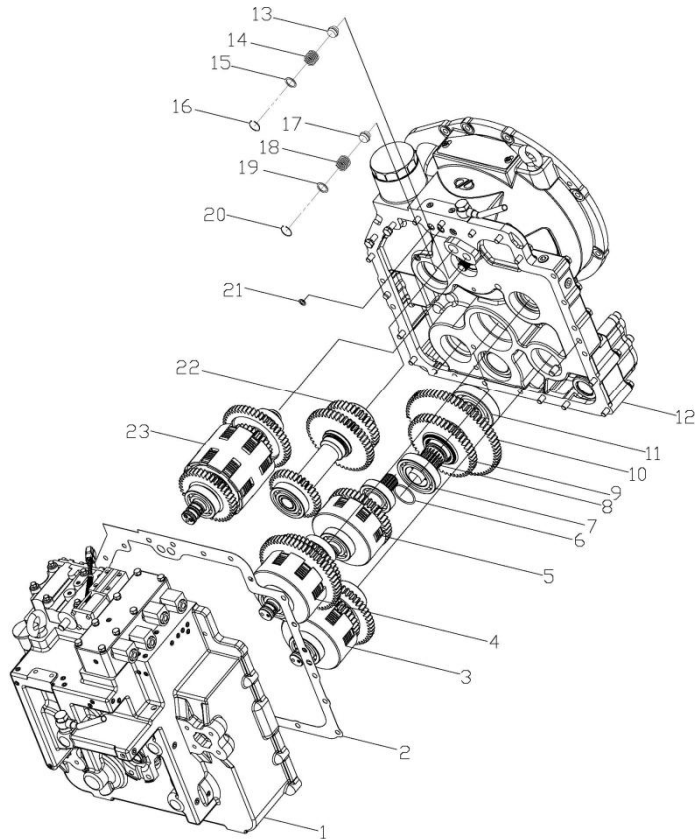


图 30 液力变速箱(其 2) ≥2020-07-10
Fig.30 Hydrodynamic gear-box(part-2)

Ⓔ CPCD30/35-XW33C-RT4 Ⓕ CPCD25-XW33C-RT4 Ⓖ CPCD30/35-XW43C-RT4
Ⓗ CPCD25-XW43C-RT4 ① CPCD30/35-XW98C-RT4 Ⓚ CPCD25-XW98C-RT4
Ⓞ CPCD30/35-XG72C-RT4 Ⓟ CPCD25-XG72C-RT4

序号 Item	物料码 Code No.	名称 Description	数量 Qty	备注或适用车型 Remarks or Serial No.
16	GB/T893.1	孔用弹性挡圈 18 Circlip for hole	2	
17	SDT30-01010	溢流阀芯The overflow valve core	1	
18	SDT30-01011A	溢流阀弹簧 Spring	1	
19	SDT30-01028	溢流阀垫片 Washer	2	
20	GB/T893.1	孔用弹性挡圈 22 Circlip for hole	1	
21	GB/T3452.1	O型圈15×2.4 O-ring 15×2.4	2	
22	4F35-03000-1	传动轴总成 The shaft assembly	1	见图.28 See Fig.28
23	4F35-02000-1	输入轴离合器总成 Clutch assembly	1	见图.31 See Fig.31

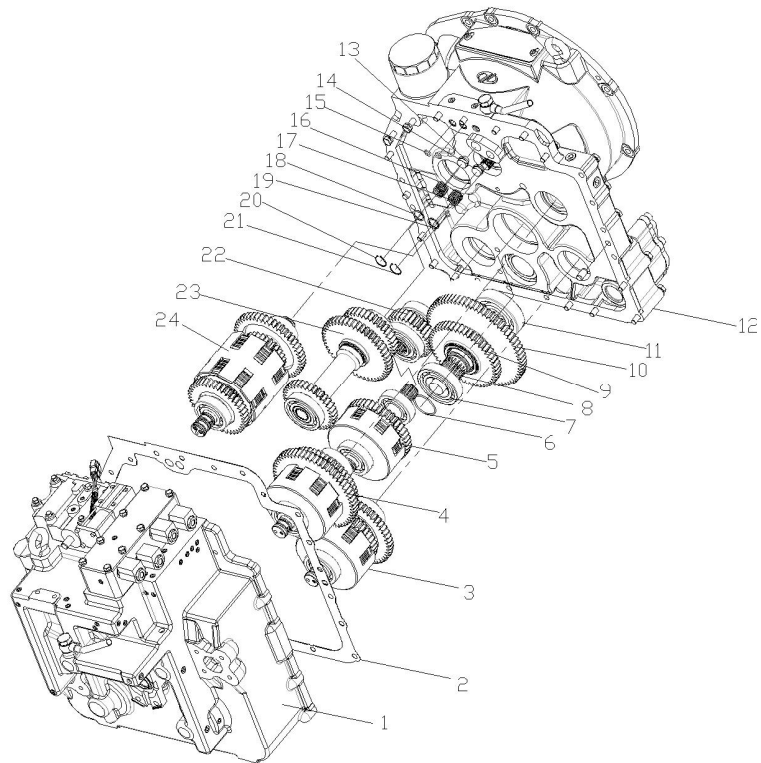


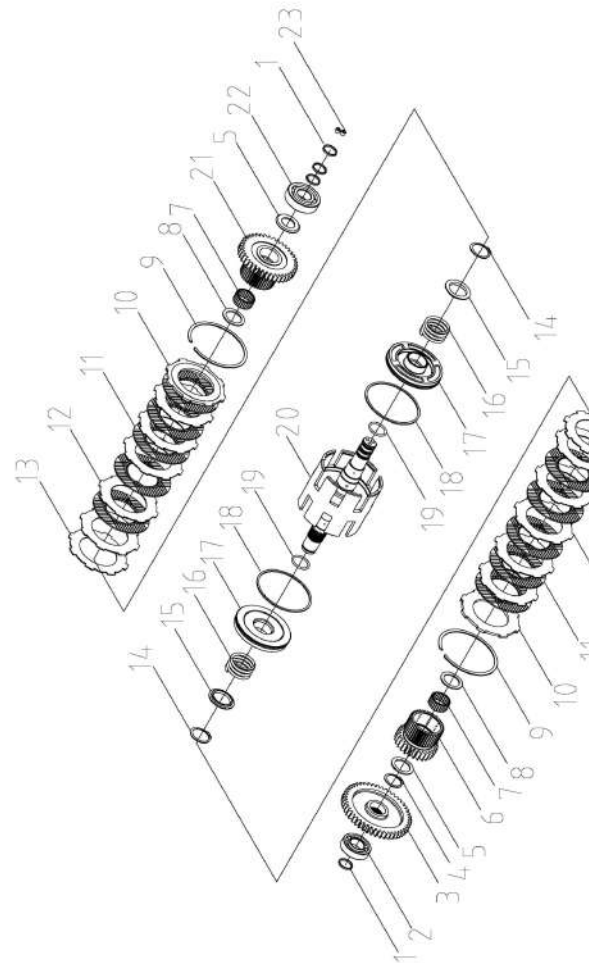
图.31 输入轴离合器总成≥2020-07-10
Fig.31 Input shaft clutch assembly

Ⓔ CPCD30/35-XW33C-RT4 Ⓕ CPCD25-XW33C-RT4 Ⓖ CPCD30/35-XW43C-RT4
Ⓗ CPCD25-XW43C-RT4 Ⓘ CPCD30/35-XW98C-RT4 Ⓚ CPCD25-XW98C-RT4
Ⓞ CPCD30/35-XG72C-RT4 Ⓟ CPCD25-XG72C-RT4

序号 Item	物料码 Code No.	名称 Description	数量 Qty	备注或适用车型 Remarks or Serial No.
A1	4F35-02000-1	输入轴离合器总成 Clutch assembly	1	包含 INC:1-23
1	Y30H-02009	密封环 (A) Seal ring(A)	4	
2	GB /T283-1994	圆柱滚子轴承NJ206E Cylindrical roller bearing	1	
3	4F35-02003	前进挡传动齿轮 Gear	1	
4	GB/T894.1	挡圈35 Snap ring 35	2	
5	Y30H-02005	止推环A Thrust ring	2	
6	4F35-02001-1	前一挡齿轮 Gear	1	
7	JB/T7918	滚针轴承K35×42×20 Needle bearing	2	
8	Y30H-02006	止推环 (B) Thrust ring(B)	2	
9	Y30H-02011A	卡环 Ring	2	
10	Y30H-02012	端板 End plate	2	
11	Y30H-02007	摩擦片 Friction disc	10	
12	Y30H-02008	隔片 septa	10	
13	Y30H-02013	碟形弹簧 Spring	2	
14	GB/T894.1	挡圈40 Snap ring 40	2	

图.31 输入轴离合器总成≥2020-07-10
Fig.31 Input shaft clutch assembly

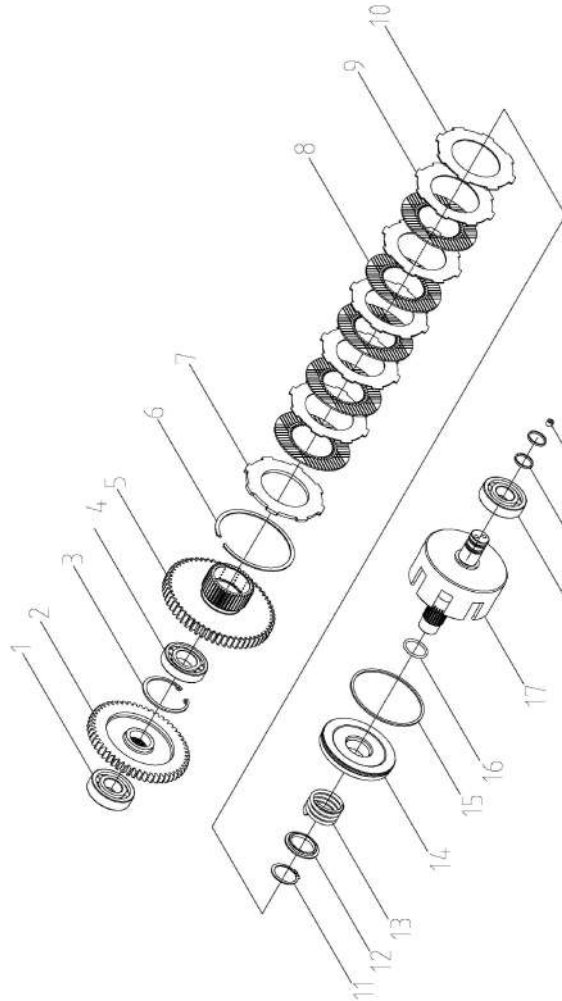
Ⓔ CPCD30/35-XW33C-RT4 Ⓕ CPCD25-XW33C-RT4 Ⓖ CPCD30/35-XW43C-RT4
Ⓗ CPCD25-XW43C-RT4 ① CPCD30/35-XW98C-RT4 Ⓚ CPCD25-XW98C-RT4
Ⓞ CPCD30/35-XG72C-RT4 Ⓟ CPCD25-XG72C-RT4



序号 Item	物料码 Code No.	名称 Description	数量 Qty	备注或适用车型 Remarks or Serial No.
15	Y30H-02004	弹簧座 Spring seat	2	
16	SDT30-02003	回程弹簧 Spring	2	
17	SDT30-02200	活塞总成 The piston assembly	2	
18	Y30H-02100	密封环 (B) Seal ring	2	
19	GB1235	O形密封圈40×3.5 O-Seal ring	2	
20	4F35-02100	输入轴总成 Shaft assembly	1	
21	4F35-02002-1	前二档齿轮 Gear	1	
22	GB /T276	深沟球轴承6306 Deep groove ball bearing	1	
23	GB /T78	螺钉M8×8 Screw	2	

图 32 中间轴离合器总成≥2020-07-10
Fig.32 Intermediate shaft clutch assembly

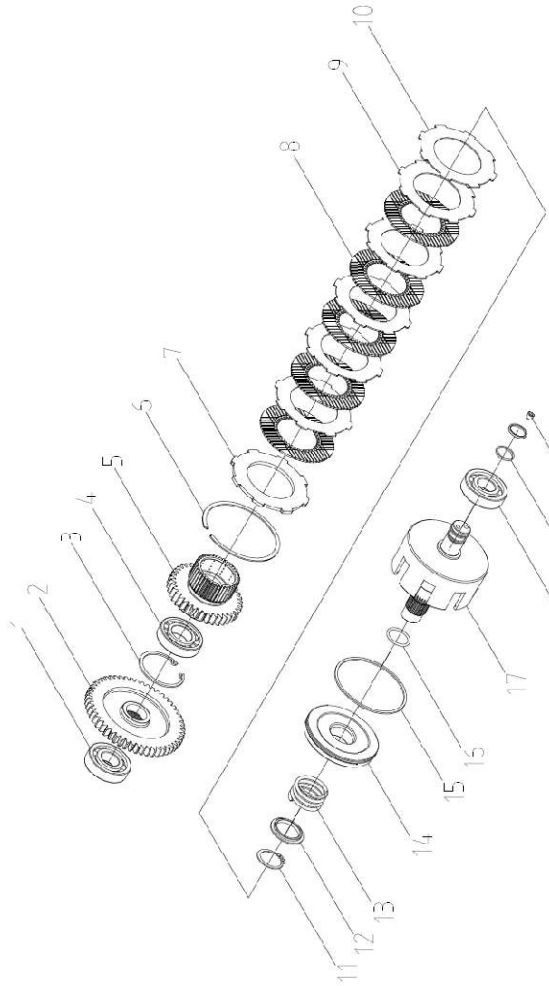
Ⓔ CPCD30/35-XW33C-RT4 Ⓕ CPCD25-XW33C-RT4 Ⓖ CPCD30/35-XW43C-RT4
Ⓗ CPCD25-XW43C-RT4 Ⓘ CPCD30/35-XW98C-RT4 Ⓚ CPCD25-XW98C-RT4
Ⓞ CPCD30/35-XG72C-RT4 Ⓟ CPCD25-XG72C-RT4



序号 Item	物料码 Code No.	名称 Description	数量 Qty	备注或适用车型 Remarks or Serial No.
A1	4F35-04000	中间轴离合器总成 Clutch assembly		
1	GB /T276	深沟球轴承 6306 Deep groove ball bearing	2	
2	4F35-02003	前进挡传动齿轮 Gear	1	
3	GB/T894.1	孔用挡圈72 Circlip for hole	1	
4	GB /T276	深沟球轴承 6207 Deep groove ball bearing	1	
5	4F35-04001	前三档齿轮 Gear	1	
6	Y30H-02011A	卡环 Ring	1	
7	Y30H-02012	端板 End plate	1	
8	Y30H-02007	摩擦片 Friction disc	5	
9	Y30H-02008	隔片 septa	5	
10	Y30H-02013	碟形弹簧 Spring	1	
11	GB/T894.1	挡圈40 Snap ring	1	
12	Y30H-02004	弹簧座 Spring seat	1	
13	SDT30-02003	回程弹簧 Spring	1	
14	SDT30-02200	活塞总成 The piston assembly	1	

图 33 倒档轴离合器总成 ≥2020-07-10
Fig.33 Reversing shaft clutch assembly

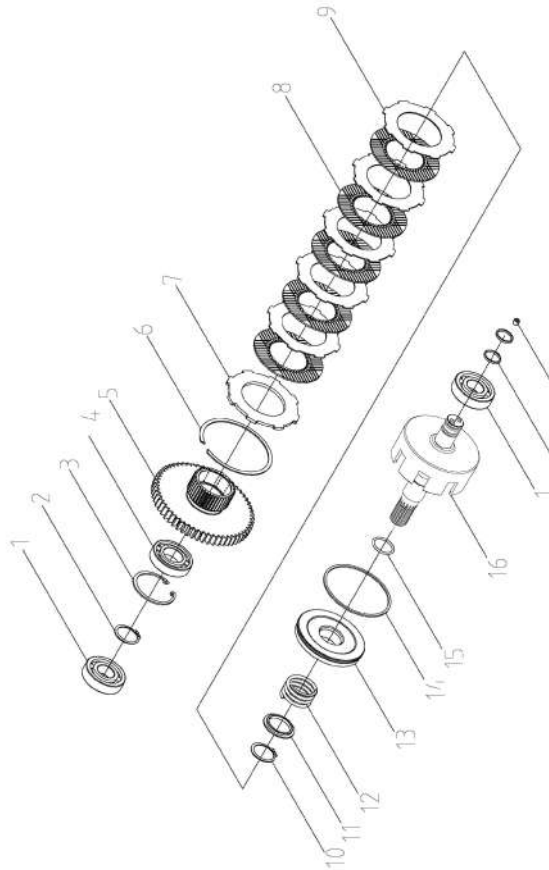
Ⓔ CPCD30/35-XW33C-RT4 Ⓕ CPCD25-XW33C-RT4 Ⓖ CPCD30/35-XW43C-RT4
Ⓗ CPCD25-XW43C-RT4 Ⓘ CPCD30/35-XW98C-RT4 Ⓚ CPCD25-XW98C-RT4
Ⓛ CPCD30/35-XG72C-RT4 Ⓜ CPCD25-XG72C-RT4



序号 Item	物料码 Code No.	名称 Description	数量 Qty	备注或适用车型 Remarks or Serial No.
A1	4F35-05000-1	倒档轴离合器总成 Clutch assembly	1	
1	GB /T276	深沟球轴承 6306 Deep groove ball bearing	2	
2	4F35-05001-1	倒档传动齿轮 Gear	1	
3	GB/T894.1	孔用挡圈72 Circlip for hole	1	
4	GB /T283	圆柱滚子轴承 NUP207 Bearing 6207	1	
5	4F35-05002-1	倒档齿轮 Gear	1	
6	Y30H-02011A	卡环 Ring	1	
7	Y30H-02012	端板 End plate	1	
8	Y30H-02007	摩擦片 Friction disc	5	
9	Y30H-02008-1B	波形隔片 septa	5	
10	Y30H-02008C	隔片 septa	1	
11	GB/T894.1	挡圈40 Snap ring	1	
12	Y30H-02004	弹簧座 Spring seat	1	
13	SDT30-02003	回程弹簧 Spring	1	
14	SDT30-02200	活塞总成 The piston assembly	1	

图 34 脱桥轴离合器总成 ≥2020-07-10
Fig.34 Take off the bridge axis clutch assembly

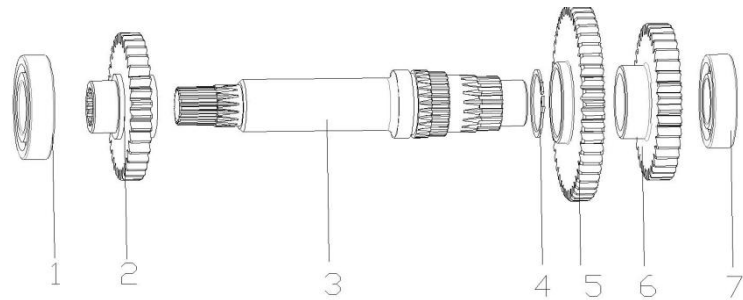
Ⓔ CPCD30/35-XW33C-RT4 Ⓕ CPCD25-XW33C-RT4 Ⓖ CPCD30/35-XW43C-RT4
Ⓗ CPCD25-XW43C-RT4 Ⓘ CPCD30/35-XW98C-RT4 Ⓚ CPCD25-XW98C-RT4
Ⓛ CPCD30/35-XG72C-RT4 Ⓜ CPCD25-XG72C-RT4



序号 Item	物料码 Code No.	名称 Description	数量 Qty	备注或适用车型 Remarks or Serial No.
A1	4F35-07000	脱桥离合器总成 Clutch assembly	1	
1	GB /T276	深沟球轴承 6306 Deep groove ball bearing	1	
2	GB /T894.1	挡圈35 Snap ring	1	
3	GB/T894.1	孔用挡圈72 Circlip for hole	1	
4	GB/T276	深沟球轴承 6207 Deep groove ball bearing	1	
5	4F35-07002	脱桥齿轮 Gear	1	
6	Y30H-02011A	卡环 Ring	1	
7	Y30H-02012	端板 End plate	1	
8	Y30H-02007	摩擦片 Friction disc	4	
9	Y30H-02008	隔片 septa	4	
10	SDT30-02200	轴用弹性挡圈40 Snap ring	1	
11	GB /T894.1	弹簧座 Spring seat	1	
12	Y30H-02004	回程弹簧 Spring	1	
13	SDT30-02003	活塞总成 The piston assembly	1	
14	Y30H-02010	密封环 (B) Seal ring	1	

图 35 传动轴总成 ≥ 2020-07-10
Fig.35 The shaft assembly

Ⓔ CPCD30/35-XW33C-RT4 Ⓕ CPCD25-XW33C-RT4 Ⓖ CPCD30/35-XW43C-RT4
Ⓗ CPCD25-XW43C-RT4 Ⓙ CPCD30/35-XW98C-RT4 Ⓚ CPCD25-XW98C-RT4
Ⓞ CPCD30/35-XG72C-RT4 Ⓟ CPCD25-XG72C-RT4



序号 Item	物料码 Code No.	名称 Description	数量 Qty	备注或适用车型 Remarks or Serial No.
A1	4F35-03000-1	传动轴总成 The shaft assembly	1	包含 INC: 1-7
1	GB/T283-1994	深沟球轴承 6208 Deep groove ball bearing	1	
2	4F35-03003-1	前二档传动齿轮 Gear	1	
3	4F35-03001	传动轴 The shaft	1	
4	GB/T893.1-1994	轴用挡圈52 Snap ring	1	
5	4F35-03002-1	前一档传动齿轮 Gear	1	
6	4F35-03004-1	传动轴输出齿轮 Gear	1	
7	GB/T283-1994	圆柱滚子轴承NF207 Cylindrical roller bearing	1	

第二部分 转向系统目录

PART II Steering system contents

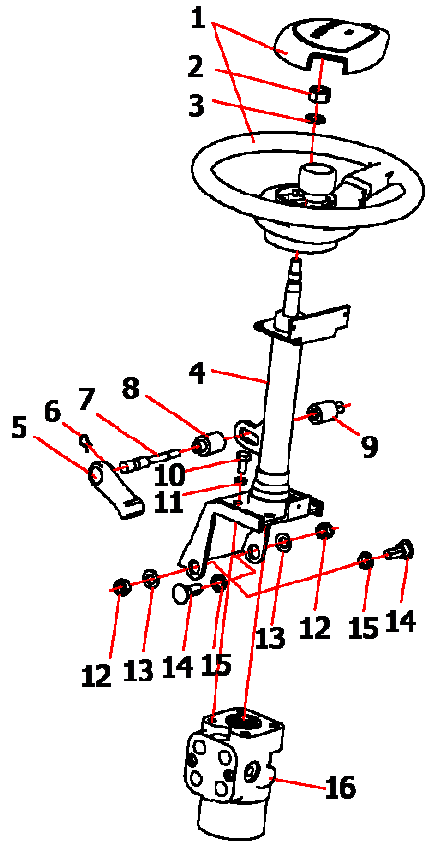
- | | | | |
|-----------------------|-----------------------|-----------------------|--------------------|
| Ⓐ CPCD30/35-XW43E-RT | Ⓑ CPCD30/35-XW33E-RT | Ⓒ CPCD25-XW43E-RT | Ⓓ CPCD25-XW33E-RT |
| Ⓔ CPCD30/35-XW33C-RT4 | Ⓕ CPCD25-XW33C-RT4 | Ⓖ CPCD30/35-XW43C-RT4 | Ⓗ CPCD25-XW43C-RT4 |
| Ⓘ CPCD30/35-XW98C-RT4 | Ⓣ CPCD30/35-XW98E-RT2 | Ⓚ CPCD25-XW98C-RT4 | Ⓛ CPCD25-XW98E-RT2 |
| Ⓜ CPCD30/35-XG72E-RT2 | Ⓝ CPCD25-XG72E-RT2 | Ⓞ CPCD30/35-XG72C-RT4 | Ⓟ CPCD25-XG72C-RT4 |

序号 Item	名称 Description	适用车型 Serial No.	页码 Page
图 1 Fig.1	转向装置 Steering device	全部车型 All models of truck	2-1
图 2 Fig.2	方向盘总成 Steering wheel assy	全部车型 All models of truck	2-3
图 3 Fig. 3	转向管装置 Steering pipe devic	Ⓐ Ⓑ Ⓒ Ⓓ Ⓣ Ⓛ Ⓜ Ⓝ	2-4
图 4 Fig.4	上端转向管总成 Steering pipe device assy	Ⓔ Ⓕ Ⓖ Ⓗ Ⓘ Ⓚ Ⓞ Ⓟ	2-5
图 5 Fig.5	转向桥 Steering axle	Ⓐ Ⓑ Ⓒ Ⓓ Ⓣ Ⓛ Ⓜ Ⓝ	2-6
图 6 Fig.6	转向桥 Steering axle	Ⓔ Ⓕ Ⓖ Ⓗ Ⓘ Ⓚ Ⓞ Ⓟ	2-10
图 7 Fig.7	转向油缸 Steering cylinder	Ⓐ Ⓑ Ⓒ Ⓓ Ⓣ Ⓛ Ⓜ Ⓝ	2-12
图 8 Fig. 8	轮边总成 Wheel assy	Ⓔ Ⓕ Ⓖ Ⓗ Ⓘ Ⓚ Ⓞ Ⓟ	2-14
图 9 Fig.9	主减速总成 Main deceleration assy	Ⓔ Ⓕ Ⓖ Ⓗ Ⓘ Ⓚ Ⓞ Ⓟ	2-17

序号 Item	名称 Description	适用车型 Serial No.	页码 Page
图 10 Fig.10	后桥体总成 Rear axle assy	Ⓔ Ⓕ Ⓖ Ⓗ ① Ⓚ ⓐ ⓑ	2-20
图 11 Fig.11	转向车轮总成 Steering wheel assy	Ⓔ Ⓕ Ⓖ Ⓗ ① Ⓚ ⓐ ⓑ	2-23
图 12 Fig.12	转向油缸 < 2018-05-29 Steering cylinder	Ⓔ Ⓕ Ⓖ Ⓗ ① Ⓚ ⓐ ⓑ	2-24
图 13 Fig.13	转向油缸 ≥ 2018-05-29 Steering cylinder	Ⓔ Ⓕ Ⓖ Ⓗ ① Ⓚ ⓐ ⓑ	2-27

图 1 转向装置
Fig. 1 Steering device

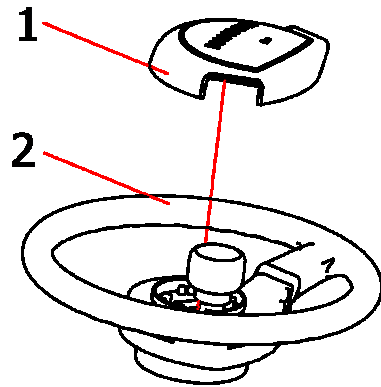
全部车型
All models of truck



序号 Item	物料码 Part NO.	名称 Description	数量 Qty	备注或适用车型 Remarks Or Serial NO.
1	X700-211000-000	方向盘总成 Steering wheel assy	1	(A)(B)(C)(D)(J)(L)(M) (N)有 HANGCHA
1	X700-214000-000	方向盘总成 Steering wheel assy	1	(A)(B)(C)(D)(J)(L)(M) (N)无 HANGCHA
1	X740-211000-000	方向盘总成 Steering wheel assy	1	(E)(F)(G)(H)(I)(K)(O) (P)
2	2QD-210001	方向盘螺母 Nut	1	
3	G000093-000016-00	垫圈 16 Washer 16	1	
4	X700-212000-000	转向管装置 Steering pipe device	1	(A)(B)(C)(D)(J)(L)(M) (N)
4	X740-213000-000	上端转向管总成 Steering pipe device assy	1	(E)(F)(G)(H)(I)(K)(O) (P)
5	XF250-213000-000	锁紧手柄 Lock Handle	1	
6	XF250-210005-000	卡簧 Snap ring	1	
7	XF250-210003-000	锁紧轴 Lock shaft	1	
8	XF250-210001-000	锁紧轴套 I Lock sleeve I	1	
9	XF250-210002-000	锁紧轴套 II Lock sleeve II	1	
10	G005783-010020-00	螺栓 M10×20 Bolt M10×20	4	
11	G000093-000010-00	垫圈 10 Washer 10	4	
12	G006184-000012-00	螺母 M12 Nut M12	2	

图 2 方向盘总成
Fig. 2 Steering wheel assy

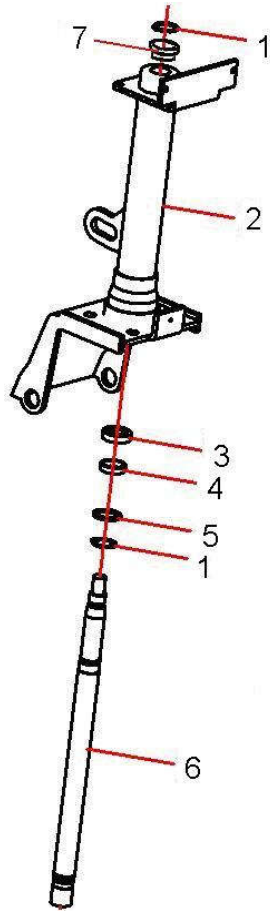
全部车型
All models of truck



序号 Item	物料码 Part NO.	名称 Description	数量 Qty	备注或适用车型 Remarks Or Serial NO.
A1	X700-211000-000	方向盘总成 Steering wheel assy	1	Ⓐ Ⓑ Ⓒ Ⓓ Ⓙ Ⓛ Ⓜ Ⓝ有 HANGCHA
1	XF250-211001-W00	方向盘盖 Steering wheel pad	1	Ⓐ Ⓑ Ⓒ Ⓓ Ⓙ Ⓛ Ⓜ Ⓝ
2	X700-211100-W00	方向盘体 Steering wheel body	1	Ⓐ Ⓑ Ⓒ Ⓓ Ⓙ Ⓛ Ⓜ Ⓝ
A2	X700-214000-000	方向盘总成 Steering wheel assy	1	Ⓐ Ⓑ Ⓒ Ⓓ Ⓙ Ⓛ Ⓜ Ⓝ无 HANGCHA
1	X700-214001-W00	方向盘盖 Steering wheel pad	1	Ⓐ Ⓑ Ⓒ Ⓓ Ⓙ Ⓛ Ⓜ Ⓝ
2	X700-211100-W00	方向盘体 Steering wheel body	1	Ⓐ Ⓑ Ⓒ Ⓓ Ⓙ Ⓛ Ⓜ Ⓝ
A3	X740-211000-000	方向盘总成 Steering wheel assy	1	Ⓔ Ⓕ Ⓖ Ⓗ Ⓙ Ⓚ Ⓞ Ⓟ
1	XF250-211001-W00	方向盘盖 Steering wheel pad	1	Ⓔ Ⓕ Ⓖ Ⓗ Ⓙ Ⓚ Ⓞ Ⓟ
2	X740-211100-W00	方向盘体 Steering wheel body	1	Ⓔ Ⓕ Ⓖ Ⓗ Ⓙ Ⓚ Ⓞ Ⓟ

图3 转向管装置
Fig. 3 Steering pipe device

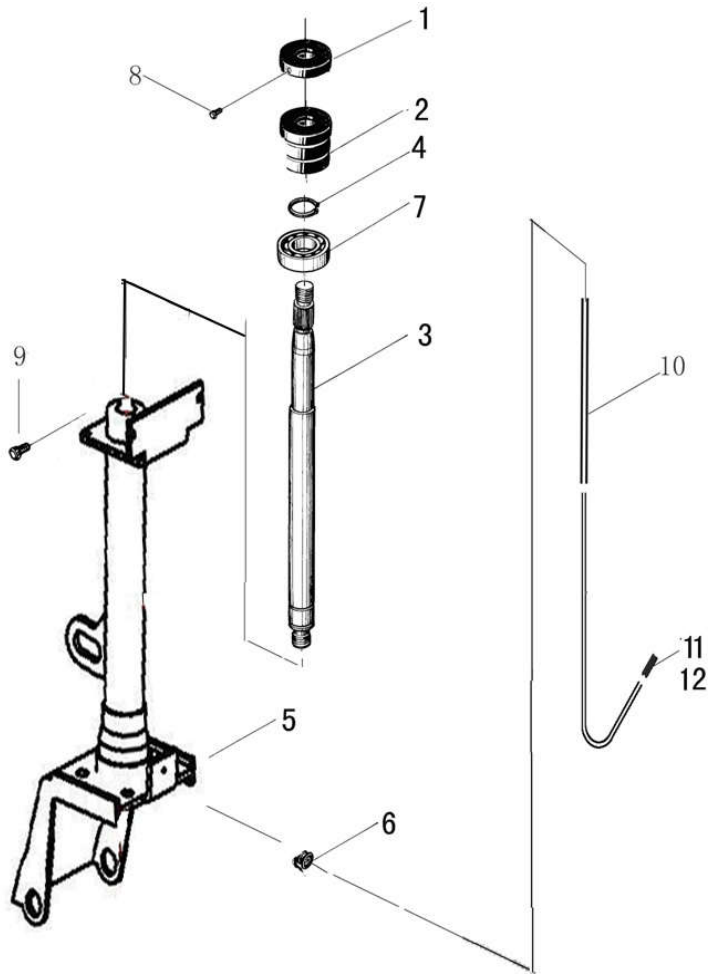
Ⓐ CPCD30/35-XW43E-RT Ⓑ CPCD30/35-XW33E-RT Ⓒ CPCD25-XW43E-RT Ⓓ
CPCD25-XW33E-RT
Ⓙ CPCD30/35-XW98E-RT2 Ⓚ CPCD25-XW98E-RT2 Ⓛ CPCD30/35-XG72E-RT2
Ⓝ CPCD25-XG72E-RT2



序号 Item	物料码 Part NO.	名称 Description	数量 Qty	备注或适用车型 Remarks Or Serial NO.
1	G0894P1-000020-00	挡圈 20 Snap ring 20	2	
2	X700-212100-000	转向管总成 Steering pipe	1	
3	XF250-212004-000	隔套 Bush	1	
4	XF250-212002-000	调整垫圈 Adjusting shim	1	
5	XF250-212003-000	垫片 Washer	1	
6	XF250-212001-000	转向轴 Steering shaft	1	
7	XF250-212105-000	防尘套 Dust cover	1	

图4 上端转向管总成
Fig.4 Steering pipe device

Ⓔ CPCD30/35-XW33C-RT4 Ⓕ CPCD25-XW33C-RT4 Ⓖ CPCD30/35-XW43C-RT4
Ⓖ CPCD25-XW43C-RT4 ① CPCD30/35-XW98C-RT4 Ⓖ CPCD25-XW98C-RT4
Ⓖ CPCD30/35-XG72C-RT4 Ⓖ CPCD25-XG72C-RT4

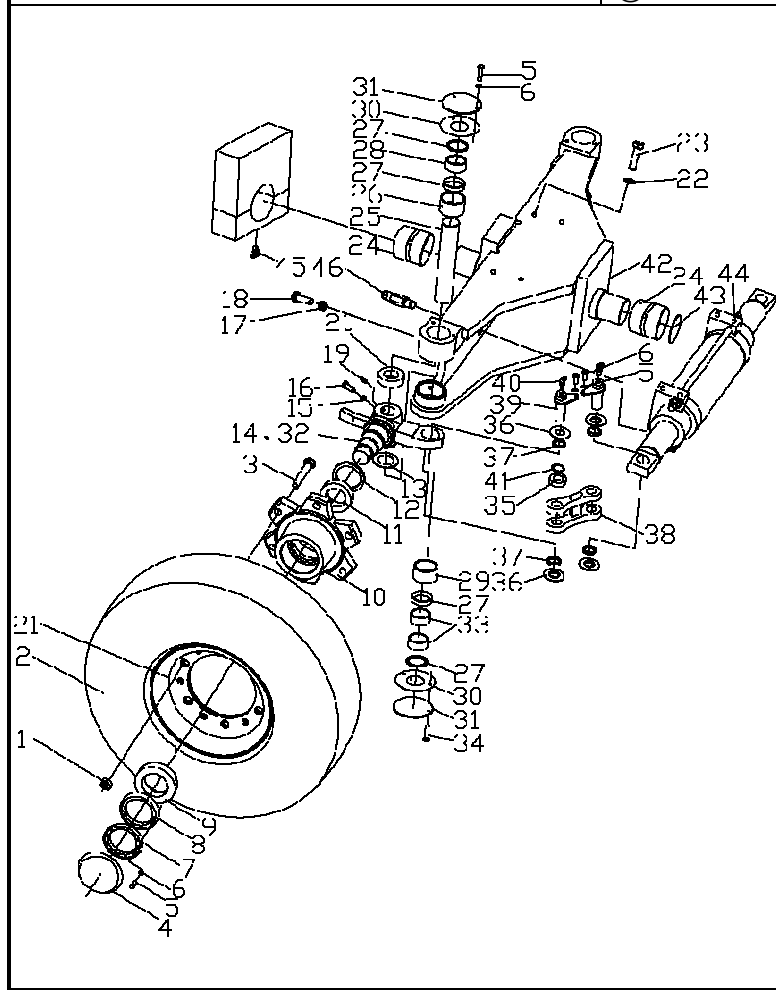


序号 Item	物料码 Part NO.	名称 Description	数量 Qty	备注或适用车型 Remarks Or Serial NO.
A1	X740-213000-000	上端转向管总成 Steering pipe device assy	1	
1	50W-423003A	导电圈 Conductive cover	1	
2	N163-212006-000	绝缘套 Sleeve	1	
3	X740-213001-000	上端转向轴 Steering shaft	1	
4	G0894P1-000020-00	挡圈 20 Snap ring 20	1	
5	X740-213100-000	转向管总成 Steering pipe assy	1	
6	50W-423005A	护套 Sleeve	1	
7	GT00276-0061904-00	轴承 61904 Bearing 61904	1	
8	G000071-003008-00	螺钉 M3×8 Screw M3×8	2	
9	G000073-005008-00	螺钉 M5×8 Screw M5×8	2	
10	G250-213002-W00	玻璃丝套管 Sleeve	1	
11	DJ3011A-4-11-G00	单线圆柱复合插头 Plug	1	
12	DJ211-4B-G00	圆柱形插头 Cannon plug	1	

--	--	--	--	--

图5 转向桥
Fig. 5 Steering axle

Ⓐ CPCD30/35-XW43E-RT Ⓑ CPCD30/35-XW33E-RT Ⓒ CPCD25-XW43E-RT Ⓓ CPCD25-XW33E-RT
Ⓙ CPCD30/35-XW98E-RT2 Ⓚ CPCD25-XW98E-RT2 Ⓛ CPCD30/35-XG72E-RT2
Ⓜ CPCD25-XG72E-RT2

	序号 Item	物料码 Part NO.	名称 Description	数量 Qty	备注或适用车型 Remarks Or Serial NO.
	1	XF250-220015-000	锥形螺母 Nut	12	
	2	GT02982-270101212-05	轮胎 27×10-12-12PR Steering tyre	2	
	3	N163-220011-000	联接螺栓 Bolt	12	
	4	XF250-220017-000	端盖 End cover	2	
	5	G005783-006012-00	螺栓 M6×12 Bolt M6×12	8	
	6	G000093-000006-00	垫圈 6 Washer 6	20	
	7	N163-220017-000	防松垫圈 Washer	2	
	8	N163-220016-000	锁紧螺母 Lock nut	2	
	9	GT00297-0302083-03	轴承 322083DC Bearing	2	
	10	XF250-220016-000	转向轮毂 Steering hub	2	
	11	GT00297-0322103-03	轴承 322103DC Bearing	2	
	12	G013871-060009008-01	油封 FB60×90×8 Oil seal FB60×90×8	2	
	13	R450-22008-000	调整垫片 Adjust shim	2	
	14	RTE350-220001-001	左转向节 Left steering knuckle	1	

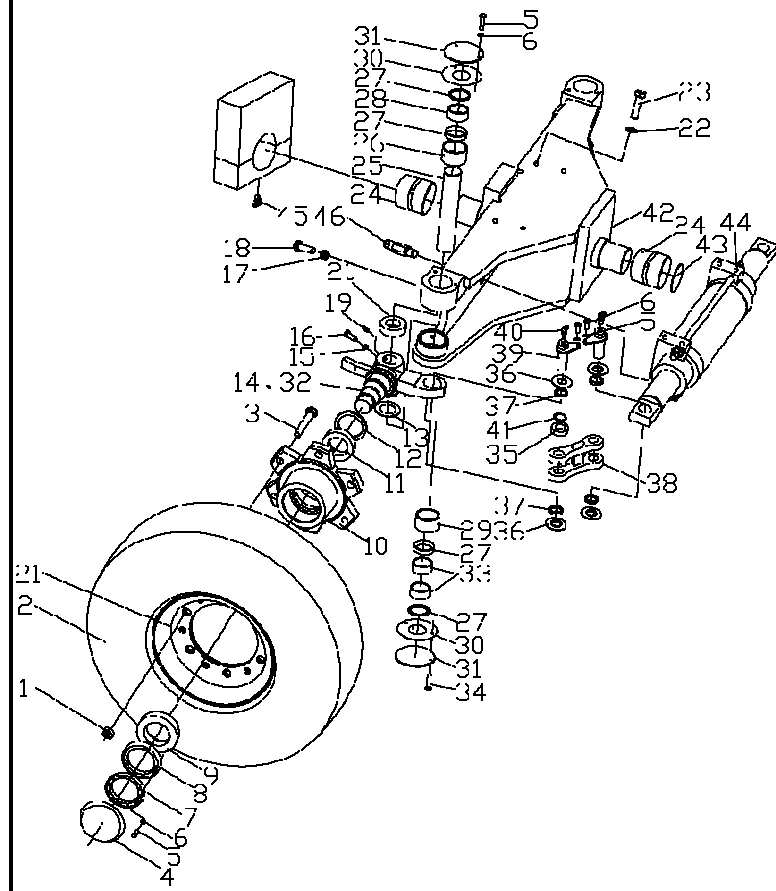
	15	G000093-000012-00	垫圈 12 Washer 12	2	
--	----	-------------------	--------------------	---	--

图5 转向桥

Fig. 5 Steering axle

Ⓐ CPCD30/35-XW43E-RT Ⓑ CPCD30/35-XW33E-RT Ⓒ CPCD25-XW43E-RT Ⓓ CPCD25-XW33E-RT
 Ⓙ CPCD30/35-XW98E-RT2 Ⓚ CPCD25-XW98E-RT2 Ⓛ CPCD30/35-XG72E-RT2
 Ⓜ CPCD25-XG72E-RT2

序号 Item	物料码 Part NO.	名称 Description	数量 Qty	备注或适用车型 Remarks Or Serial NO.
16	40D-410014	螺钉 Screw	2	
17	G006171-000014-02	螺母 M14×1.5 Nut M14×1.5	2	
18	N163-220024-000	限位螺栓 Bolt	2	
19	XF250-220018-G00	直通油杯 Grease nipple	4	
20	XB450-220004-000	轴承 Bearing	2	
21	RTE350-231000-000	轮辋总成 wheel rim assy	2	
22	G000093-000016-00	垫圈 16 Washer 16	4	
23	G005786-016045-05	螺栓 M16×1.5×45 Bolt M16×1.5×45	4	
24	R450-220012-000	轴套 Bush	2	
25	RTE350-220004-001	转向节主销 Pin	2	
26	R450-220015-000	钢套 I Bush I	2	
27	R450-220009-000	密封圈 Rubber seal ring	8	
28	JT07918-0405040-00	向心滚针和保持架组件 K 型 K405040 Radial needle roller and cage assemblies of K type K405040	4	



	29	R450-220016-000	钢套 II Bush II	2	
--	----	-----------------	------------------	---	--

图5 转向桥

Fig. 5 Steering axle

Ⓐ CPCD30/35-XW43E-RT Ⓑ CPCD30/35-XW33E-RT Ⓒ CPCD25-XW43E-RT Ⓓ CPCD25-XW33E-RT
 Ⓙ CPCD30/35-XW98E-RT2 Ⓚ CPCD25-XW98E-RT2 Ⓛ CPCD30/35-XG72E-RT2
 Ⓜ CPCD25-XG72E-RT2

序号 Item	物料码 Part NO.	名称 Description	数量 Qty	备注或适用车型 Remarks Or Serial NO.
30	R450-220014-000	主销端盖衬垫 Gasket	4	
31	R450-220011-001	盖板 End cover	2	
32	RTE350-220002-001	右转向节 Right steering knuckle	1	
33	JT07918-0405026-00	轴承 K405026 Bearing K405026	4	
34	G000068-006012-00	螺钉 M6×12 Screw M6×12	6	
35	GB009163- 200000-03	轴承 GE20ES-2RS Bearing GE20ES-2RS	2	
36	XR310-220009-000	防尘圈 Dust ring	8	
37	XR310-220007-000	垫圈 Washer	8	
38	RTE350-223000-001	连杆 Tie-rod bar	2	
39	XR310-222000-000	销轴 Pin shaft	4	
40	Q701B45-NPT1/16-G00	油杯 Grease nipple	4	
41	G0893P2-000035-00	孔用弹性挡圈-B型 35 Snap ring 35	2	
42	RTE350-222000-001	转向桥体(焊接) Steering axle body, Welding	1	
43	R450-220013-000	调整垫片 Adjust shim	1	

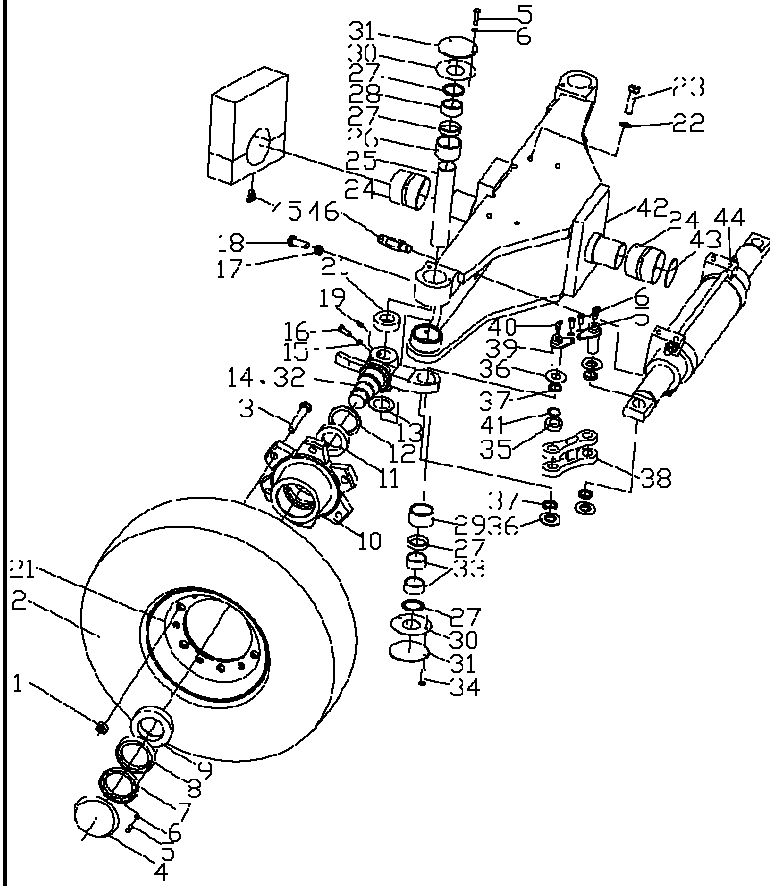
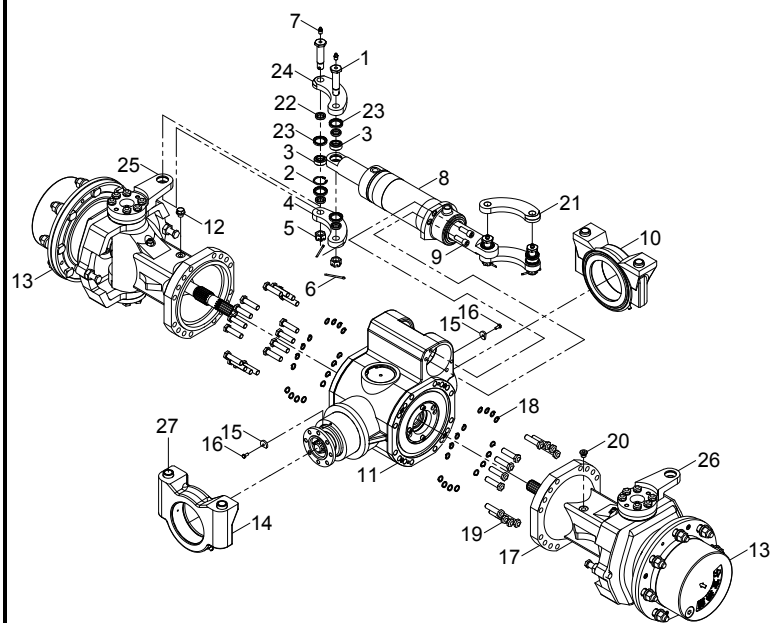


图6 转向桥
Fig. 6 Steering axle

Ⓔ CPCD30/35-XW33C-RT4 Ⓕ CPCD25-XW33C-RT4 Ⓖ CPCD30/35-XW43C-RT4
Ⓗ CPCD25-XW43C-RT4 ① CPCD30/35-XW98C-RT4 Ⓚ CPCD25-XW98C-RT4
Ⓞ CPCD30/35-XG72C-RT4 Ⓟ CPCD25-XG72C-RT4



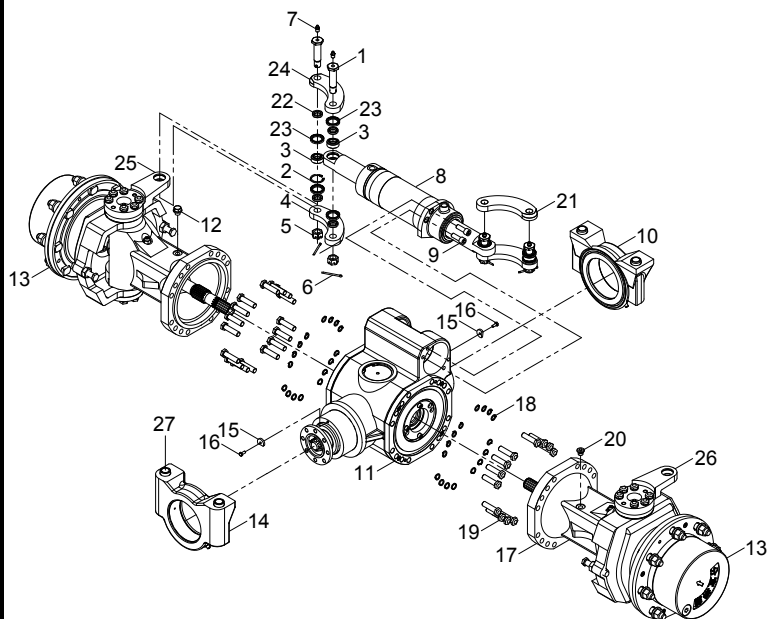
序号 Item	物料码 Part NO.	名称 Description	数量 Qty	备注或适用车型 Remarks Or Serial NO.
1	RTC350-220006-000	销轴 Pin shaft	4	ZR20·19-1
2	G0893P2-000035-00	孔用挡圈-B型 35 Ring	4	GB/T893.2-1986-35
3	G009163-2000000-03	轴承 GE20ES-2RS Bearing GE20ES-2RS	4	GB/T304.1-GE20ES-2RS
4	RTC350-220003-000	下连杆 Lower link	2	ZR20·19-7
5	G009459-000018-01	螺母 M18×1.5 Nuts M18×1.5	4	GB/T9457-1988
6	G000091-005063-01	开口销 Open pin	4	
7	G001152-010001-00	油杯 M10×1 Oil Cup M10×1	4	JB/T9740.1-1995-M6
8	RTC350-221000-000	油缸总成 Cylinder assembly	1	<2018-05-29
8	RTC350-221000-001	油缸总成 Cylinder assembly	1	≥2018-05-29
9	RTC350-220012-000	内六角螺栓 bolt	4	
10	RTC350-220010-000	前摆动座 Front swing seat assy	1	ZR20·19-5-1
11	RTC350-223000-W00	主减速总成 Main deceleration assy	1	ZR20·19-1 见图.9 See Fig.9
12	RTC350-220012-W00	螺塞 Plug	1	GQQ1514-21
13	RTC350-222000-W00	轮边总成 Wheel assembly	2	ZR20·19-2 见图.8 See Fig.8

	14	RTC350-220011-000	后摆动座 Rear swing seat assy	1	ZRSQ35·15·5-2
--	----	-------------------	------------------------------	---	---------------

图6 转向桥
Fig.6 Steering axle

Ⓔ CPCD30/35-XW33C-RT4 Ⓕ CPCD25-XW33C-RT4 Ⓖ CPCD30/35-XW43C-RT4
Ⓗ CPCD25-XW43C-RT4 ① CPCD30/35-XW98C-RT4 Ⓚ CPCD25-XW98C-RT4
Ⓞ CPCD30/35-XG72C-RT4 Ⓟ CPCD25-XG72C-RT4

序号 Item	物料码 Part NO.	名称 Description	数量 Qty	备注或适用车型 Remarks Or Serial NO.
	15	ZRSQ35·15-2	挡圈 Ring	
	16	GB5785-86-M6×15	六角螺栓 bolt	
	17	RTC350-225000-W00	左右桥体总成 Left and right bridge assy	ZR20·19·3 左右各 1
	18	G000093-000014-00	弹垫 14 Spring pad 14	
	19	G005785-014080-01	螺栓 M14×1.5×80 Bolt M14×1.5×80	
	20	RTC350-224000-W00	透气嘴总成 Ventilation nozzle assy	ZRSQ35·15·6
	21	RTC350-220005-000	右上连杆 Right upper link	
	22	XB450-220010-000	垫圈 Washer	
	23	XB450-220009-000	防尘圈 Dust ring	
	24	RTC350-220002-000	左上连杆 Left upper link	
	25	RTC350-220008-000	左转向节臂 Left steering knuckle arm	<2019-11-08
	25	RTC350-220008-001	左转向节臂 Left steering knuckle arm	≥2019-11-08
	26	RTC350-220009-000	右转向节臂 Right steering knuckle arm	<2019-11-08
	26	RTC350-220009-001	右转向节臂 Right steering knuckle arm	≥2019-11-08



	27	RTC350-220004-000	定位套 Positioning sleeve	4	ZRSQ35·15·5-1
--	----	-------------------	---------------------------	---	---------------

图7 转向油缸
Fig. 7 Steering cylinder

Ⓐ CPCD30/35-XW43E-RT Ⓑ CPCD30/35-XW33E-RT Ⓒ CPCD25-XW43E-RT Ⓓ CPCD25-XW33E-RT
Ⓙ CPCD30/35-XW98E-RT2 Ⓚ CPCD25-XW98E-RT2 Ⓛ CPCD30/35-XG72E-RT2
Ⓜ CPCD25-XG72E-RT2

序号 Item	物料码 Part NO.	名称 Description	数量 Qty	备注或适用车型 Remarks Or Serial NO.
A1	RTE350-221000-000	转向油缸 Steering cylinder	1	<2016-04-20 包含/INC:1-15
A2	RTE350-221000-001	转向油缸 Steering cylinder		≥2016-04-20 包含/INC:1-14
1	CL0087C3-G00	LBH 防尘圈 d50 Dust proof ring d50	2	
2	3E-215005	保护圈 Protect ring	2	
3	FU0619K0-G00	ISI 密封圈 d50 Seal ring d50	2	
4	SF-1-5035-G00	复合衬套 5035 Bush 5035	2	
5	R450-223400-W00	右导向套 Right guide bush	1	A1
5	RTE350-221300-W01	右导向套 Right guide bush	1	A2
6	GB001235-008003P5-00	O 形密封圈 80×3.5 O-ring 80×3.5	2	
7	R450-223200-W00	缸筒 Cylinder body	1	
8	PT0300800-T46NA-G00	格莱圈 D80 Ring D80	1	
9	R450-223300-W00	左导向套 Left guide bush	1	A1
9	RTE350-221200-W01	左导向套 Left guide bush	1	A2
10	RTE350-221100-W00	活塞杆 Piston rod	1	A1

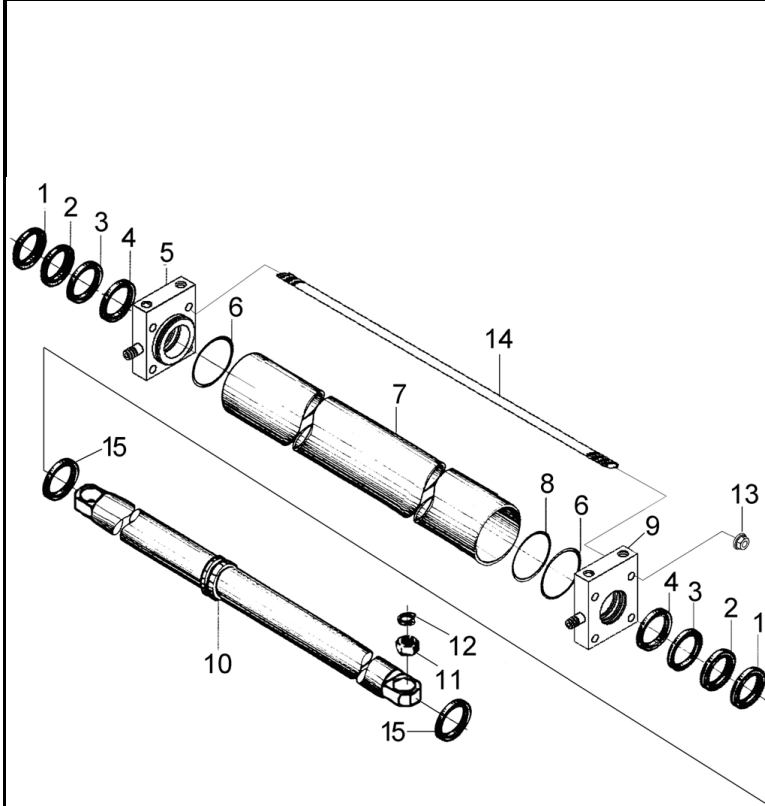


图 8 轮边总成
Fig. 8 Hub drive axle assy

Ⓔ CPCD30/35-XW33C-RT4 Ⓕ CPCD25-XW33C-RT4 Ⓖ CPCD30/35-XW43C-RT4
Ⓗ CPCD25-XW43C-RT4 ① CPCD30/35-XW98C-RT4 Ⓚ CPCD25-XW98C-RT4
Ⓞ CPCD30/35-XG72C-RT4 Ⓟ CPCD25-XG72C-RT4

序号 Item	物料码 Part NO.	名称 Description	数量 Qty	备注或适用车型 Remarks Or Serial NO.
A1	ZR20·19·2	轮边总成 Wheel assembly	2	包含 INC:1-33
1	ZR20·19·2-1	弧形支撑 Curved support	2	
2	GB/T9877.1-1988	油封 FB60×80×8 Oil seal FB60×80×8	2	
3	GB/T983.2-1986	挡圈 80 Retaining ring 80	2	
4	GB/T276-1994	轴承 61911 Bearing 61911	2	
5	ZRSQ35·15·2-19	油封隔套 Sleeves,Oil seal	1	
6	ZR20·11·2-8	轴承隔套 Sleeves,,Bearing	1	
7	ZR20·11·2-9	X型密封圈 X-Seal ring	2	
8	ZR20·11·2-7	轴套 Bushings	1	
9	HG4-692-67	油封 FB140×170×16 Oil seal FB140×170×16	1	
10	GB893.2-1986	挡圈 170 Retaining ring 170	2	
11	GB/T297-1994	轴承 32922 Bearing 32922	1	
12	GB/T3452.1-82	O型密封圈 200×3.55 O-ring 200×3.55	1	
13	ZL30B-19	轮辋螺栓 bolt	8	

	14	ZR20·11·2-3	支撑盘 Plate	1	
--	----	-------------	--------------	---	--

图 8 轮边总成
Fig. 8 Hub drive axle assy

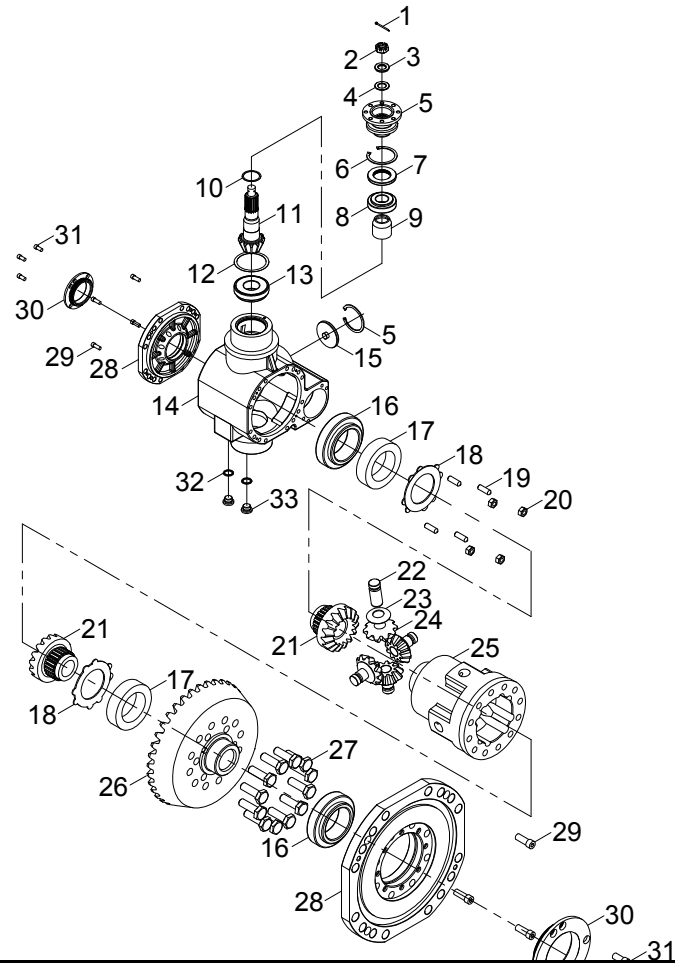
Ⓔ CPCD30/35-XW33C-RT4 Ⓕ CPCD25-XW33C-RT4 Ⓖ CPCD30/35-XW43C-RT4
Ⓗ CPCD25-XW43C-RT4 ① CPCD30/35-XW98C-RT4 Ⓚ CPCD25-XW98C-RT4
Ⓞ CPCD30/35-XG72C-RT4 Ⓟ CPCD25-XG72C-RT4

序号 Item	物料码 Part NO.	名称 Description	数量 Qty	备注或适用车型 Remarks Or Serial NO.
15	ZR20·19·2-2	轮毂 Wheels	1	
16	GB/T297-1994	轴承 Bearing	1	
17	PC10K-4	档环 Retaining ring	2	
18	ZR20·11·2-2	内齿圈 Inner ring gear	1	
19	ZRSQ35·15·2-7	圆螺母 Nuts	1	
20	GB/T93-1987	弹垫 Spring pad	2	
21	GB/T70-1985	螺钉 M8×16 Screw M8×16	2	
22	GB/T70.1-2000	内六角螺钉 M8×20 Screw M8×20	4	
23	PS75·67G-1	轮辋螺母 Nuts	8	
24	FYQ-4	磁性螺塞 M24×1.5 Plug M24×1.5	1	
25	JB982-77	组合垫圈 24 Washer 24	1	
26	ZR20·11·2-1	行星架 Planetary frame	1	
27	ZR20·11·2-12	垫片 Gasket	4	
28	ZR20·11·2-5	滚针隔套 Needle roller spacer	4	

--	--	--	--	--

图9 主减速总成
Fig. 9 Steering cylinder

Ⓔ CPCD30/35-XW33C-RT4 Ⓕ CPCD25-XW33C-RT4 Ⓖ CPCD30/35-XW43C-RT4
Ⓗ CPCD25-XW43C-RT4 ① CPCD30/35-XW98C-RT4 Ⓚ CPCD25-XW98C-RT4
Ⓞ CPCD30/35-XG72C-RT4 Ⓟ CPCD25-XG72C-RT4



序号 Item	物料码 Part NO.	名称 Description	数量 Qty	备注或适用车型 Remarks Or Serial NO.
A1	RTC350-223000-W00	主减速总成 Main deceleration assembly	1	ZR20·19·1
1	GB/T91-2000	开口销 4×50 Open pin 4×50	1	
2	ZL30·06·1-30	槽型螺母 Nuts	1	
3	ZL30·06·1-29	法兰压紧片 Flange pressing piece	1	
4	ZL30·06·1-28	法兰密封片 Flange Seal Sheet	1	
5	ZRSQ35·15·1·1	输入法兰 Input flange	1	
6	GB893.2-1986	挡圈 90 Retaining ring 90	2	
7	GB9877.1-2000	油封 FB55×90×10 Oil seal FB55×90×10	1	
8	GB/T297-1994	轴承 31308 Bearing 31308	1	
9	ZR20·11·1-15	轴承隔套 Bearing spacer	1	
10	ZRSQ35·15·1-2	角齿轴承垫 Bearing pad	1 组	
11	ZR20·19·1-2	角齿 Angular teeth	1	
12	ZRSQ35·15·1-3	轴承调整垫 Bearing adjustment pad	1 组	
13	GB/T297-1994	轴承 31310 Bearing 31310	1	

	14	ZR20·19·1-1	主减速箱体 Main gearbox	1	
--	----	-------------	-----------------------	---	--

图9 主减速总成
Fig. 9 Steering cylinder

Ⓔ CPCD30/35-XW33C-RT4 Ⓕ CPCD25-XW33C-RT4 Ⓖ CPCD30/35-XW43C-RT4
Ⓗ CPCD25-XW43C-RT4 ① CPCD30/35-XW98C-RT4 Ⓚ CPCD25-XW98C-RT4
Ⓞ CPCD30/35-XG72C-RT4 Ⓟ CPCD25-XG72C-RT4

序号 Item	物料码 Part NO.	名称 Description	数量 Qty	备注或适用车型 Remarks Or Serial NO.
15	ZRSQ35·15·1-8	观察孔盖 cover	1	
16	GB/T297-1994	轴承 32011 Bearing 32011	2	
17	ZR20·19·1-4	半轴齿轮垫 Axle gear pad	2	
18	ZR20·11·1-8	边静摩擦片 Friction plate	2	
19	ZRSQ35·15·1·2-11	锥端紧定螺钉 Screw	4	
20	GB/T6170-2000	螺母 M8 Nut M8	4	
21	ZR20·11·1-4	半轴齿轮 Side gears	2	
22	ZR20·11·1-10	差速器行星轮轴 Differential planetary axle	4	
23	ZR20·11·1-14	球面垫圈 Washers	4	
24	ZR20·11·1-5	差速器行星轮 Differential planetary wheel	4	
25	ZR20·11·1-3	差速器壳 Differential case	1	
26	ZR20·19·1-3	盆齿 Crown teeth		
27	GB/T5786-2000	螺栓 M12×1.5×40 Bolt M12×1.5×40	12	
28	ZR20·11·1-12	主减速箱盖 Main gearbox cover	2	

	29	GB/T70.1-2000	内六角螺钉 M8×25 Screw M8×25	8	
--	----	---------------	----------------------------	---	--

图9 主减速总成
Fig. 9 Steering cylinder

Ⓔ CPCD30/35-XW33C-RT4 Ⓕ CPCD25-XW33C-RT4 Ⓖ CPCD30/35-XW43C-RT4
Ⓗ CPCD25-XW43C-RT4 ① CPCD30/35-XW98C-RT4 Ⓚ CPCD25-XW98C-RT4
Ⓞ CPCD30/35-XG72C-RT4 Ⓟ CPCD25-XG72C-RT4

序号 Item	物料码 Part NO.	名称 Description	数量 Qty	备注或适用车型 Remarks Or Serial NO.
	30	调整螺母 Nut	2	
	31	内六角螺钉 M8×12 Screw M8×12	4	
	32	组合垫圈 24 Washer 24	2	
	33	磁性螺塞 M24×1.5 Plug M24×1.5	2	

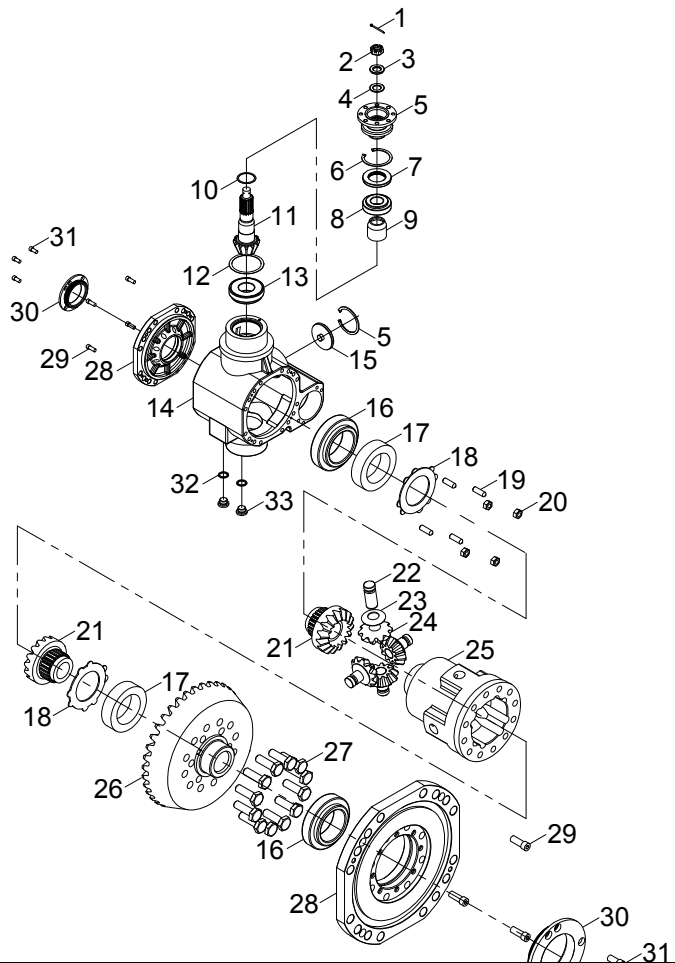


图 10 后桥体总成
Fig. 10 Rear bridge body assembly

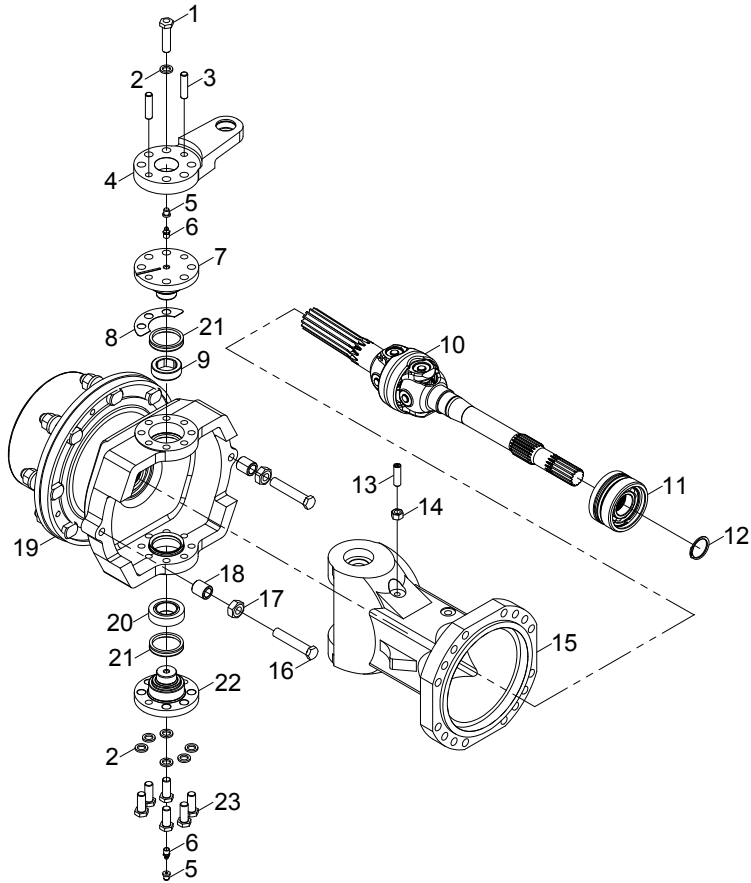
Ⓔ CPCD30/35-XW33C-RT4 Ⓕ CPCD25-XW33C-RT4 Ⓖ CPCD30/35-XW43C-RT4
Ⓖ CPCD25-XW43C-RT4 ① CPCD30/35-XW98C-RT4 Ⓚ CPCD25-XW98C-RT4
Ⓚ CPCD30/35-XG72C-RT4 Ⓟ CPCD25-XG72C-RT4

序号 Item	物料码 Part NO.	名称 Description	数量 Qty	备注或适用车型 Remarks Or Serial NO.
1	GB/T5786-2000	螺栓 M14×1.5×55 Bolt M14×1.5×55	6	
2	GB/T1230-1991	平垫 (高强度) Flat pad (high strength)	8	
3	GB/T119.2-2000	圆柱销 12×50 Pin 12×50	2	
4	RTC350-220008-000	左转向节臂 Left Steering arm	1	ZR20·19·3-2 <2019-11-05
	RTC350-220009-000	右转向节臂 Right Steering arm	1	ZR20·19·3-3 <2019-11-05
	RTC350-220008-001	左转向节臂 Left Steering arm	1	≥2019-11-05
	RTC350-220009-001	右转向节臂 Right Steering arm	1	≥2019-11-05
5	FYQ-11	螺孔橡皮塞 Screw hole rubber plug	2	
6	JB/T9740.1-95	压注油杯 M10×1 Oil Cup M10×1	2	
7	ZR20·11·3-6	上端盖 Upper cover	1	
8	ZR20·11·3-8	调整垫片 Adjusting washer	1 组	
9	ZRSQ35·15·3-3	衬套 bushing	1	
10	ZR20·19·3·1	万向传动轴组件 Drive shaft assembly	1	
11	ZR20·11·3·1	轴承座组件 Bearing assembly	1	包含/INC:11.1-11.5

	11.1	ZR20·11·3·1-1	轴承座 Bearing seat	1	
--	------	---------------	---------------------	---	--

图 10 后桥体总成
Fig. 10 Rear bridge body assembly

Ⓔ CPCD30/35-XW33C-RT4 Ⓕ CPCD25-XW33C-RT4 Ⓖ CPCD30/35-XW43C-RT4
Ⓗ CPCD25-XW43C-RT4 ① CPCD30/35-XW98C-RT4 Ⓚ CPCD25-XW98C-RT4
Ⓞ CPCD30/35-XG72C-RT4 Ⓟ CPCD25-XG72C-RT4

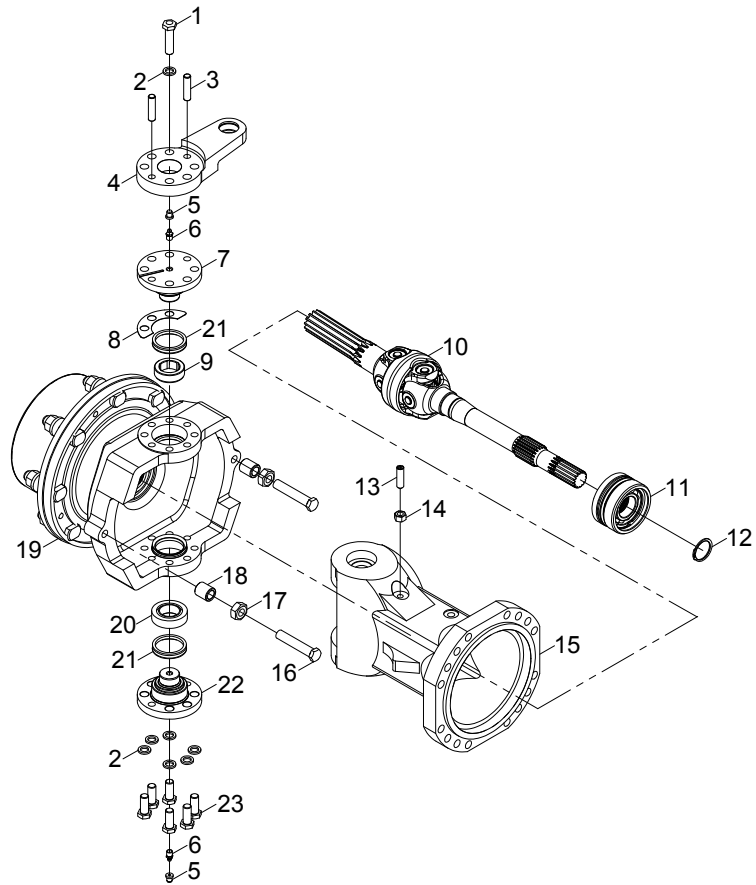


序号 Item	物料码 Part NO.	名称 Description	数量 Qty	备注或适用车型 Remarks Or Serial NO.
11.2	GB9877.1-88	油封 FB45×65×8 Oil seal FB45×65×8	1	
11.3	GB3452.1-1992	O 型圈 85×3.55 O-Ring 85×3.55	1	
11.4	GB/T276-94	轴承 6208 Bearing 6208	1	
11.5	GB/T893.2-1986	孔用弹性挡圈 80 Retaining ring 80	1	
12	GB/T894.2-86	轴用弹性挡圈 40 Retaining ring 40	1	
13	GB/T78-2000	内六角螺钉 M12×45 Screw M12×45	1	
14	GB/T6170-2000	螺母 M12 Nut M12	1	
15	ZR20·19·3-1	桥体 Bridge body	1	
16	ZRSQ35·15·3-18	限位螺栓 Bolt	1	
17	GB/T6172-1986	螺母 (1 型) M16 Nuts (Type 1) M16	1	
18	ZRSQ35·15A·2-2	限位套 Limit sleeve	1	
19	ZR20·19·2	轮边总成 Wheel assembly	1	
20	CAC35T	自润滑角接触和推力关节轴承 Bearing	1	
21	ZR20·11·3-7	防尘圈 Dust ring	5	
22	ZR20·11·3-5	下端盖 Lower cover	1	

图 10 后桥体总成

Fig. 10 Rear bridge body assembly

- Ⓔ CPCD30/35-XW33C-RT4 Ⓕ CPCD25-XW33C-RT4 Ⓖ CPCD30/35-XW43C-RT4
 Ⓗ CPCD25-XW43C-RT4 ① CPCD30/35-XW98C-RT4 Ⓚ CPCD25-XW98C-RT4
 Ⓢ CPCD30/35-XG72C-RT4 Ⓟ CPCD25-XG72C-RT4



序号 Item	物料码 Part NO.	名称 Description	数量 Qty	备注或适用车型 Remarks Or Serial NO.
23	GB/T5786-2000	螺栓 M14×1.5×30 Bolt M14×1.5×30	6	

图 12 转向油缸<2018-05-29

Fig. 12 Steering cylinder<2018-05-29

- Ⓔ CPCD30/35-XW33C-RT4 Ⓕ CPCD25-XW33C-RT4 Ⓖ CPCD30/35-XW43C-RT4
- Ⓗ CPCD25-XW43C-RT4 ① CPCD30/35-XW98C-RT4 Ⓚ CPCD25-XW98C-RT4
- Ⓒ CPCD30/35-XG72C-RT4 Ⓟ CPCD25-XG72C-RT4

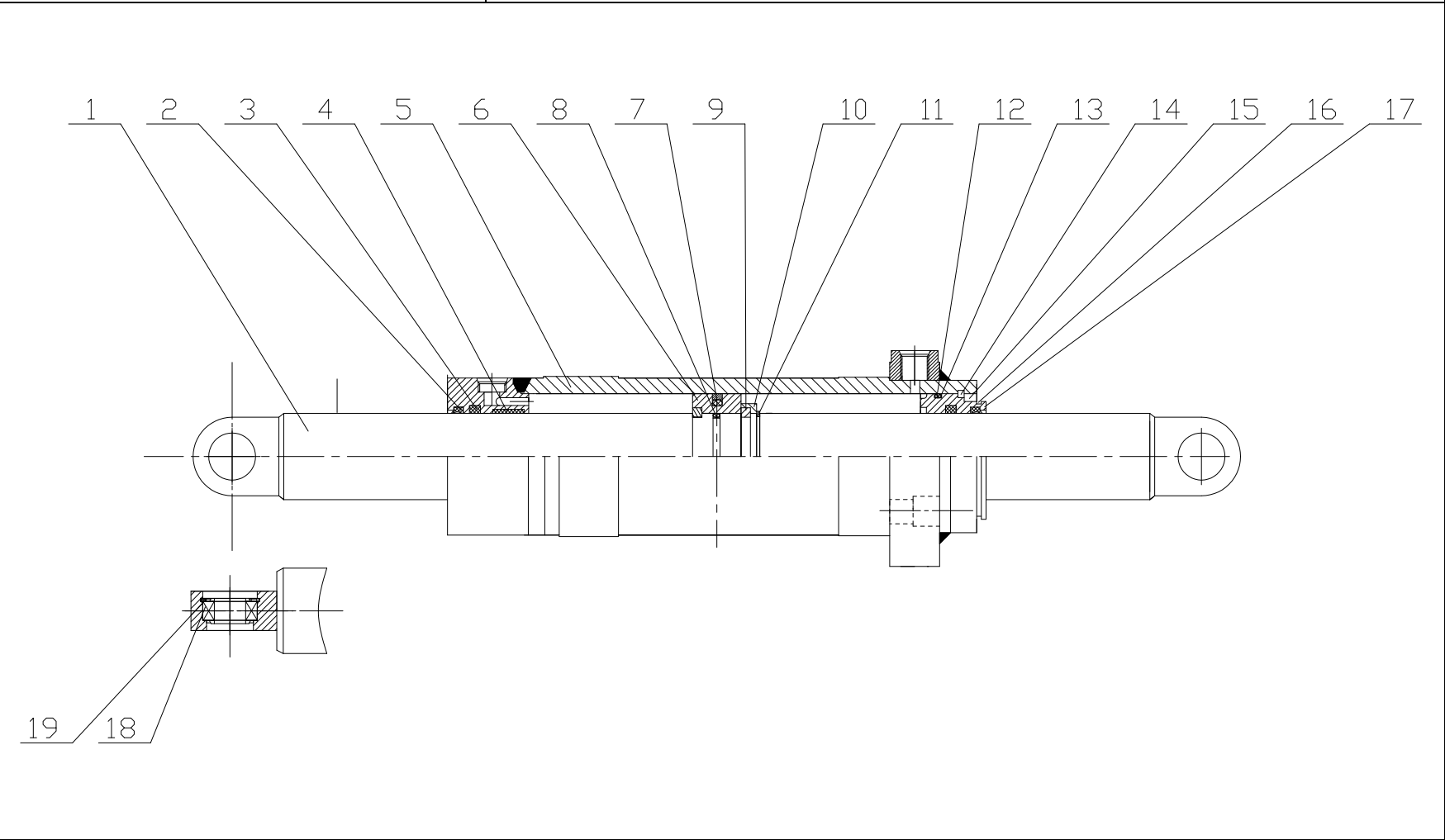


图 12 转向油缸<2018-05-29
Fig. 12 Steering cylinder<2018-05-29

Ⓔ CPCD30/35-XW33C-RT4 Ⓕ CPCD25-XW33C-RT4 Ⓖ CPCD30/35-XW43C-RT4
Ⓖ CPCD25-XW43C-RT4 ① CPCD30/35-XW98C-RT4 Ⓚ CPCD25-XW98C-RT4
Ⓚ CPCD30/35-XG72C-RT4 Ⓟ CPCD25-XG72C-RT4

序号 Item	物料码 Part NO.	名称 Description	数量 Qty	备注或适用车型 Remarks Or Serial NO.
A1	RTC350-221000-000	转向油缸 Steering cylinder	1	
1	RTC350-221001-W00	活塞杆 Piston rod	1	
2	DH55×63×6.5	防尘圈 d50 Dust ring d50	2	
3	UN55/65×6	U 型密封圈 U-Seal ring	2	
4	60/55×10×2.5	导向环 Guide ring	1	
5	RTC350-221100-W00	缸体总成 Cylinder body assy	1	
6	RTC350-221002-W00	活塞 Piston	1	
7	80/64.5×6.3	格莱圈 Ring	1	
8	D55×3.5	O 型密封圈 O-ring	1	
9	RTC350-221003-W00	卡键 Clip key	2	
10	RTC350-221004-W00	挡环 Retaining ring	1	
11	G0894P1-000055-00	轴用弹性挡圈-A 型 55 Snap ring	1	
12	D80×3.5	O 型密封圈 O-ring	1	
13	80/75×1.5	挡圈 Retaining ring	1	
14	G0895P1-000080-00	孔用钢丝挡圈 80 Retaining ring 80	1	

图 12 转向油缸<2018-05-29
Fig. 12 Steering cylinder<2018-05-29

Ⓔ CPCD30/35-XW33C-RT4 Ⓕ CPCD25-XW33C-RT4 Ⓖ CPCD30/35-XW43C-RT4
Ⓖ CPCD25-XW43C-RT4 ① CPCD30/35-XW98C-RT4 Ⓚ CPCD25-XW98C-RT4
Ⓚ CPCD30/35-XG72C-RT4 Ⓟ CPCD25-XG72C-RT4

序号 Item	物料码 Part NO.	名称 Description	数量 Qty	备注或适用车型 Remarks Or Serial NO.
15	RTC350-221005-W00	挡环 Retaining ring	1	
16	G0895P2-000070-00	轴用钢丝挡圈 70 Retaining ring 70	1	
17	RTC350-221006-W00	导向套 Guide bush	1	
18	G009163-2000000-01	轴承 GE20ES Bearing	2	
19	G0893P1-000035-00	孔用弹性挡圈-A 型 35 Retaining ring 35	2	
K1	RTC350-221-000-Kit	转向油缸修理包 Steering cylinder repair kits	1	包含/INC: 2,3,4,7,8,12,13

图 13 转向油缸≥2018-05-29

Fig. 13 Steering cylinder≥2018-05-29

- Ⓔ CPCD30/35-XW33C-RT4 Ⓕ CPCD25-XW33C-RT4 Ⓖ CPCD30/35-XW43C-RT4
Ⓗ CPCD25-XW43C-RT4 ① CPCD30/35-XW98C-RT4 Ⓚ CPCD25-XW98C-RT4
Ⓞ CPCD30/35-XG72C-RT4 Ⓟ CPCD25-XG72C-RT4

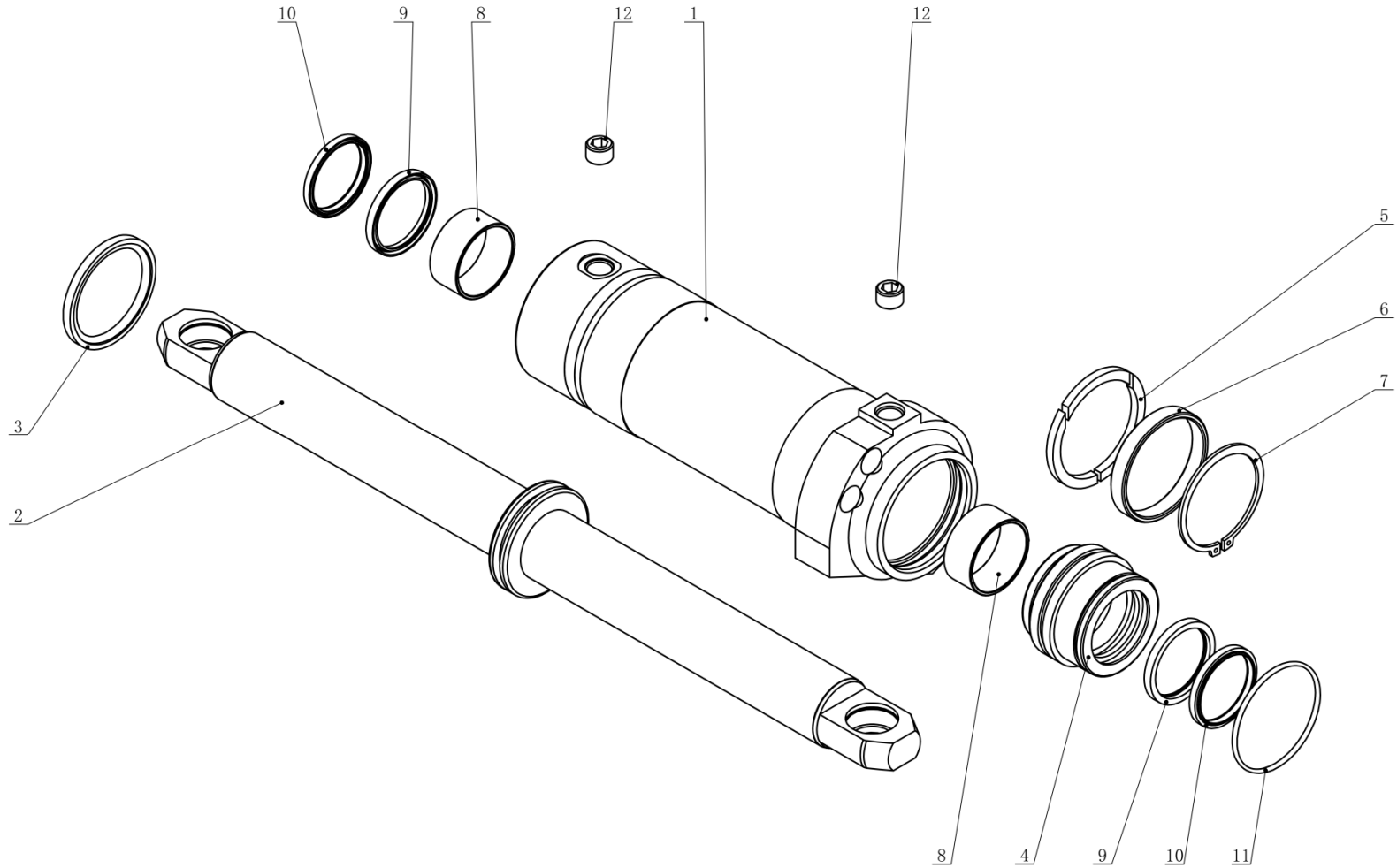


图 13 转向油缸≥2018-05-29

Fig. 13 Steering cylinder≥2018-05-29

Ⓔ CPCD30/35-XW33C-RT4 Ⓕ CPCD25-XW33C-RT4 Ⓖ CPCD30/35-XW43C-RT4
 Ⓗ CPCD25-XW43C-RT4 ① CPCD30/35-XW98C-RT4 Ⓚ CPCD25-XW98C-RT4
 Ⓞ CPCD30/35-XG72C-RT4 Ⓟ CPCD25-XG72C-RT4

序号 Item	物料码 Part NO.	名称 Description	数量 Qty	备注或适用车型 Remarks Or Serial NO.
A1	RTC350-221000-001	转向油缸 Steering cylinder	1	包含/INC:1-11
1	RTC350-221200-W01	缸体 Cylinder body	1	
2	RTC350-221100-W01	活塞杆 Piston rod	1	
3	CKW-080-G00	格来圈 D80 Ring D80	1	
4	RTC350-221300-W01	导向套 Guide bush	1	
5	RTC350-221001-W01	内卡键 Internal clip key	1	
6	RTC350-221002-W01	套 Sleeve	1	
7	G0894P1-000072-00	轴用弹性挡圈 72 Snap ring 72	1	
8	SF-1-5025-G00	复合衬套 5025 Bush 5025	2	
9	FU0619K0-G00	ISI 密封圈 d50 Seal ring d50	2	
10	CL0087C3-G00	LBH 防尘圈 d50 Dust ring d50	2	
11	G001235-008003P1-00	O 形圈 80×3.1 O-ring 80×3.1	1	
12	NO Part NO.	外螺纹螺塞 M18×1.5 Plug M18×1.5	2	
K1	RTC350-221-001-Kit	转向油缸修理包 Steering cylinder repair kits	1	包含/INC: 3,9,10,11

第三部分 动力系统目录

Part III Power system contents

- | | | | |
|-----------------------|-----------------------|-----------------------|--------------------|
| Ⓐ CPCD30/35-XW43E-RT | Ⓑ CPCD30/35-XW33E-RT | Ⓒ CPCD25-XW43E-RT | Ⓓ CPCD25-XW33E-RT |
| Ⓔ CPCD30/35-XW33C-RT4 | Ⓕ CPCD25-XW33C-RT4 | Ⓖ CPCD30/35-XW43C-RT4 | Ⓗ CPCD25-XW43C-RT4 |
| Ⓘ CPCD30/35-XW98C-RT4 | Ⓣ CPCD30/35-XW98E-RT2 | Ⓚ CPCD25-XW98C-RT4 | Ⓛ CPCD25-XW98E-RT2 |
| Ⓜ CPCD30/35-XG72E-RT2 | Ⓝ CPCD25-XG72E-RT2 | Ⓞ CPCD30/35-XG72C-RT4 | Ⓟ CPCD25-XG72C-RT4 |

序号 Item	名称 Description	适用车型 Serial No.	页码 Page
图 1 Fig.1	动力系统 Drive system	Ⓑ Ⓓ Ⓔ Ⓕ	3-1
图 2 Fig.2	动力系统 Drive system	Ⓐ Ⓒ Ⓖ Ⓗ	3-3
图 3 Fig.3	进气系统 Air inlet system	Ⓐ Ⓒ Ⓖ Ⓗ	3-5
图 3-1 Fig.3-1	进气系统 Air inlet system	Ⓑ Ⓓ Ⓔ Ⓕ	3-7
图 4 Fig. 4	排气系统 Exhaust system	Ⓑ Ⓓ Ⓔ Ⓕ	3-11
图 5 Fig. 5	排气系统 Exhaust system	Ⓐ Ⓒ Ⓖ Ⓗ	3-13
图 6 Fig. 6	冷却系统 Cooling system	Ⓑ Ⓓ Ⓔ Ⓕ	3-15
图 7 Fig.7	冷却系统 Cooling system	Ⓐ Ⓒ Ⓖ Ⓗ	3-18
图 8 Fig.8	燃油系统 Fuel system	Ⓑ Ⓓ Ⓔ Ⓕ	3-21
图 9 Fig.9	燃油系统 Fuel system	Ⓐ Ⓒ Ⓖ Ⓗ	3-23

图 10 Fig.10	发动机安装 Engine mount	Ⓑ Ⓓ Ⓔ Ⓕ	3-25
图 11 Fig.11	发动机安装 Engine mount	Ⓐ Ⓒ Ⓖ Ⓗ	3-26
图 12 Fig.12	动力系统 Drive system	Ⓘ Ⓝ Ⓚ Ⓛ	3-28
图 13 Fig.13	进气系统 Air inlet system	Ⓘ Ⓝ Ⓚ Ⓛ	3-30
图 14 Fig.14	发动机安装 Engine mount	Ⓘ Ⓝ Ⓚ Ⓛ	3-32
图 15 Fig.15	冷却系统 Cooling system	Ⓘ Ⓝ Ⓚ Ⓛ	3-33
图 16 Fig.16	排气系统 Exhaust system	Ⓘ Ⓝ Ⓚ Ⓛ	3-36
图 17 Fig.17	燃油系统 Fuel system	Ⓘ Ⓚ	3-38
图 18 Fig.18	电控单元 ECU 总成 ECU assy	Ⓘ Ⓝ Ⓚ Ⓛ	3-41
图 19 Fig.19	燃油系统 Fuel system	Ⓝ Ⓛ	3-42
图 20 Fig.20	动力系统 Drive system	Ⓜ Ⓝ Ⓚ Ⓟ	3-46
图 21 Fig.21	进气系统 Air inlet system	Ⓜ Ⓝ Ⓚ Ⓟ	3-48
图 22 Fig.22	发动机安装 Engine mount	Ⓜ Ⓝ Ⓚ Ⓟ	3-50
图 23 Fig.23	燃油系统 Fuel system	Ⓜ Ⓝ Ⓚ Ⓟ	3-51
图 24 Fig.24	冷却系统 Cooling system	Ⓜ Ⓝ Ⓚ Ⓟ	3-53
图 25 Fig.25	排气系统 Exhaust system	Ⓜ Ⓝ Ⓚ Ⓟ	3-56

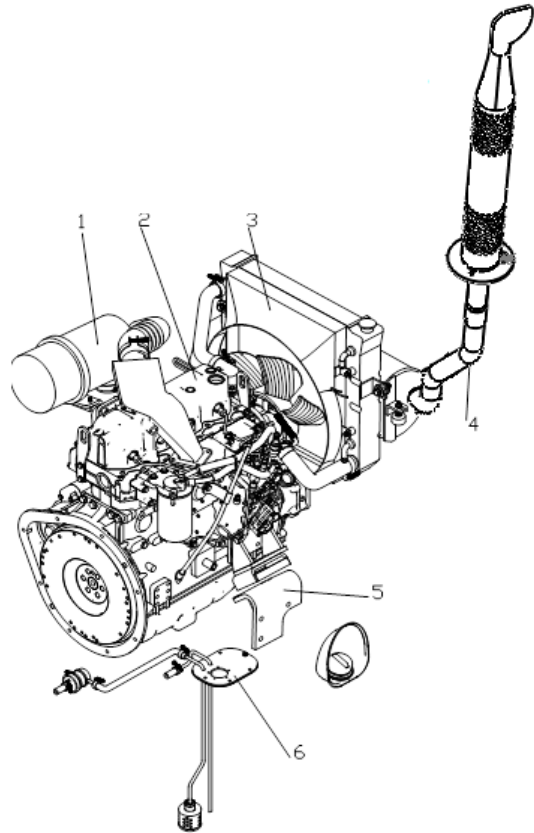
图 1 动力系统
Fig. 1 Drive system

Ⓑ CPCD30/35-XW33E-RT

Ⓓ CPCD25-XW33E-RT

Ⓔ CPCD30/35-XW33C-RT4

Ⓕ CPCD25-XW33C-RT4



序号 Item	物料码 Part NO.	名称 Description	数量 Qty	备注或适用车型 Remarks Or Serial NO.
A1	RTE350-300000-000	动力系统 Drive system	1	Ⓑ
A2	RTE250-300000-000	动力系统 Drive system	1	Ⓓ
A3	RTC350-300000-000	动力系统 Drive system	1	Ⓔ
A4	RTC250-300000-000	动力系统 Drive system	1	Ⓕ
1	RTE350-310000-000	进气系统 Air intake system	1	Ⓑ Ⓓ
1	RTC350-310000-000	进气系统 Air intake system	1	Ⓔ Ⓕ
2	4TNE98-BQFLC-G00	柴油机 Diesel engine	1	
3	RTE350-330000-000	冷却系统 Cooling system	1	Ⓑ
3	RTE250-330000-000	冷却系统 Cooling system	1	Ⓓ
3	RTC350-330000-000	冷却系统 Cooling system	1	Ⓔ Ⓕ
4	RTE350-320000-000	排气系统 Exhaust system	1	Ⓑ
4	RTE250-320000-000	排气系统 Exhaust system	1	Ⓓ
4	RTC350-320000-000	排气系统 Exhaust system	1	Ⓔ Ⓕ
5	XF250-350000-000	发动机安装 Engine mount	1	Ⓑ Ⓓ
5	RTC350-350000-000	发动机安装 Engine mount	1	Ⓔ Ⓕ

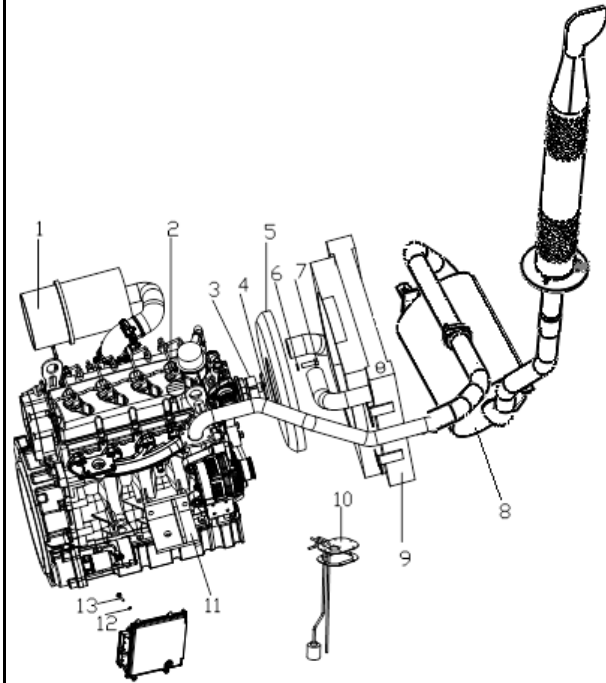
图 2 动力系统
Fig. 2 Drive system

Ⓐ CPCD30/35-XW43E-RT

Ⓒ CPCD25-XW43E-RT

Ⓒ CPCD30/35-XW43C-RT4

Ⓓ CPCD25-XW43C-RT4



序号 Item	物料码 Part No.	名称 Description	数量 Qty	备注或适用车型 Remarks Or Serial No.
A1	RTE353-300000-000	动力系统 Drive system	1	Ⓐ
A2	RTE253-300000-000	动力系统 Drive system	1	Ⓒ
A3	RTC353-300000-000	动力系统 Drive system	1	Ⓒ
A4	RTC253-300000-000	动力系统 Drive system	1	Ⓓ
1	RTE353-310000-000	进气系统 Air intake system	1	Ⓐ
1	RTE253-310000-000	进气系统 Air intake system	1	Ⓒ
1	RTC353-310000-000	进气系统 Air intake system	1	Ⓒ Ⓓ
2	XB2516-301000-G00	柴油机 Diesel engine	1	
3	XB2516-300001-G00	垫块 I Block I	1	发动机带 Engines equipped with
4	XB2516-300002-G00	垫块 II Block II	1	发动机带 Engines equipped with
5	XB2516-302000-G00	风扇 Fan	1	<2016-11-02
5	RTE353-302000-G01	风扇 Fan	1	≥2016-11-02
6	G000093-000010-00	垫圈 10 Washer 10	4	
7	G005782-010050-00	螺栓 M10×50 Bolt M10×50	4	
8	RTE353-320000-000	排气系统 Exhaust system	1	Ⓐ

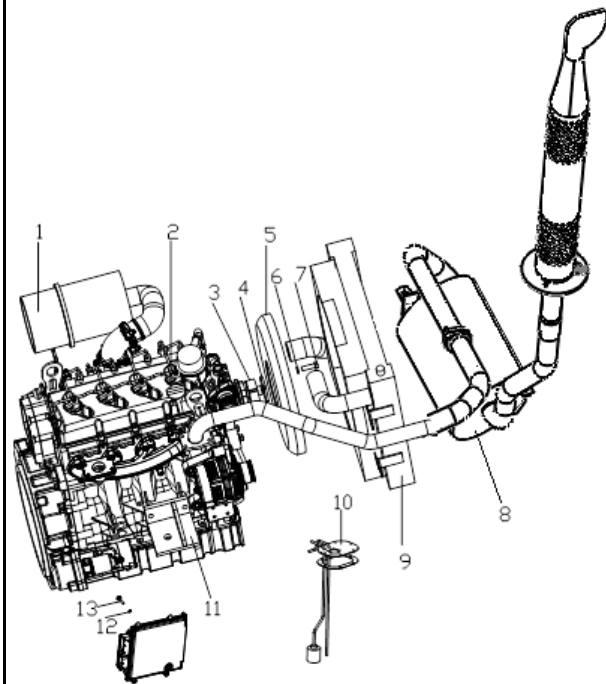
图 2 动力系统
Fig. 2 Drive system

Ⓐ CPCD30/35-XW43E-RT

Ⓒ CPCD25-XW43E-RT

Ⓔ CPCD30/35-XW43C-RT4

Ⓕ CPCD25-XW43C-RT4



序号 Item	物料码 Part No.	名称 Description	数量 Qty	备注或适用车型 Remarks Or Serial No.
8	RTE253-320000-000	排气系统 Exhaust system	1	Ⓒ
8	RTC353-320000-000	排气系统 Exhaust system	1	Ⓔ Ⓕ
9	RTE353-330000-000	冷却系统 Cooling system	1	Ⓐ <2016-11-02
9	RTE353-330000-001	冷却系统 Cooling system	1	Ⓐ ≥2016-11-02
9	RTE253-330000-000	冷却系统 Cooling system	1	Ⓒ <2016-11-02
9	RTE253-330000-001	冷却系统 Cooling system	1	Ⓒ ≥2016-11-02
9	RTC353-330000-000	冷却系统 Cooling system	1	Ⓔ Ⓕ
10	XB2516-340000-000	燃油系统 Fuel system	1	
11	RTE353-350000-000	发动机安装 Engine mount	1	Ⓐ
11	RTE253-350000-000	发动机安装 Engine mount	1	Ⓒ
11	RTC353-350000-000	发动机安装 Engine mount	1	Ⓔ Ⓕ
12	G000093-000006-00	垫圈 6 Washer 6	4	
13	G005783-006030-00	螺栓 M6×30 Bolt M6×30	4	

图3 进气系统
Fig.3 Air inlet system

Ⓐ CPCD30/35-XW43E-RT
Ⓔ CPCD25-XW43C-RT4

Ⓒ CPCD25-XW43E-RT

Ⓒ CPCD30/35-XW43C-RT4

序号 Item	物料码 Part NO.	名称 Description	数量 Qty	备注或适用车型 Remarks Or Serial NO.
A1	RTE353-310000-000	进气系统 Air intake system	1	Ⓐ
A2	RTE253-310000-000	进气系统 Air intake system		Ⓒ
A3	RTC353-310000-000	进气系统 Air intake system	1	Ⓒ Ⓔ
1	XF250-311000-000	空滤器总成 Air cleaner	1	
1-1	NO PART NO.	滤清器盖 Cover	1	
1-2	NO PART NO.	滤清器壳 body	1	
1-3	1330-G00	外滤芯 Outer filter paper	1	
1-4	0830-G00	内滤芯 Inner filter paper	1	
2	XF250-310001-000	空滤器支架 Air cleaner support	2	
3	G000093-000008-00	垫圈 8 Washer 8	2	
4	G005783-008020-00	螺栓M8×20 Bolt M8×20	2	
5	G005783-010025-00	螺栓M10×25 Bolt M10×25	2	
6	G000093-000010-00	垫圈 10 Washer 10	2	
7	G000096-000010-00	垫圈 10 Washer 10	2	
8	Q676-76-G00	蜗杆传动式环箍 76 Clamp 76	5	

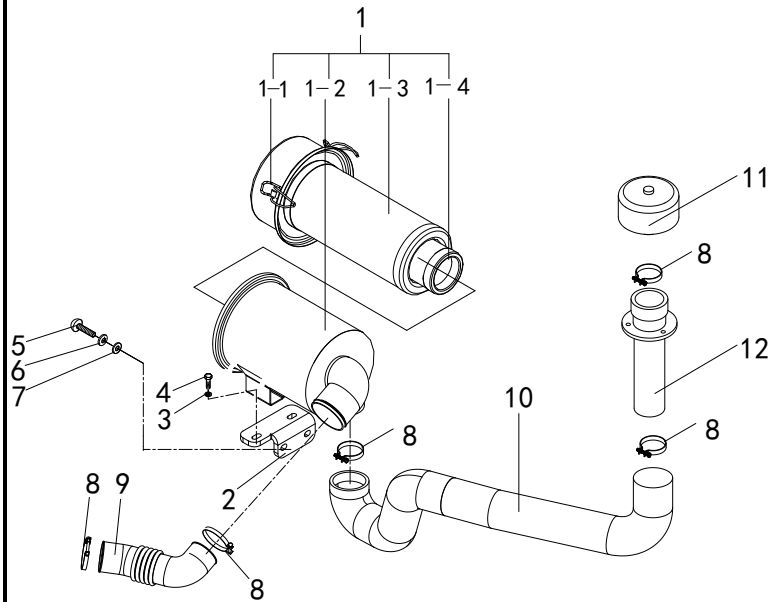


图3 进气系统
Fig.3 Air inlet system

Ⓐ CPCD30/35-XW43E-RT
Ⓗ CPCD25-XW43C-RT4

Ⓒ CPCD25-XW43E-RT

Ⓒ CPCD30/35-XW43C-RT4

序号 Item	物料码 Part NO.	名称 Description	数量 Qty	备注或适用车型 Remarks Or Serial NO.
9	RTE353-310001-000	发动机进气胶管 Air inlet rubber pipe	1	Ⓐ
9	RTE253-310001-000	发动机进气胶管 Air inlet rubber pipe	1	Ⓒ
9	RTC353-310001-000	发动机进气胶管 Air inlet rubber pipe	1	Ⓒ Ⓗ
10	RTE350-310002-000	进气接管 Inlet pipe	1	Ⓐ Ⓒ
10	RTC353-310002-000	进气接管 Inlet pipe	1	Ⓒ Ⓗ
11	GR505-313000-600	空气预滤器 Air pre filter	1	
12	RTE350-310100-000	空滤器接管总成 Air filter nozzleassembly	1	Ⓐ Ⓒ
12	RTC353-310100-000	空滤器接管总成 Air filter nozzleassembly	1	Ⓒ Ⓗ
2				

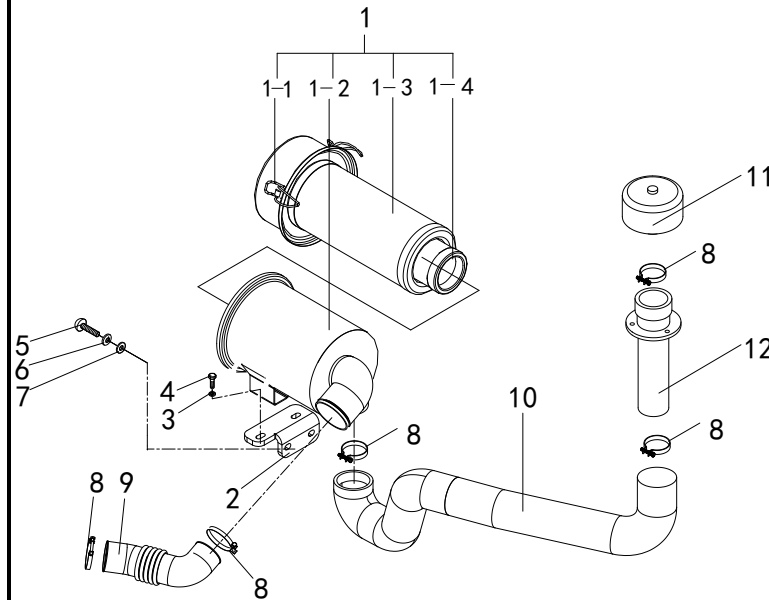


图 3-1 进气系统
Fig.3-1 Air inlet system

Ⓑ CPCD30/35-XW33E-RT
Ⓔ CPCD30/35-XW33C-RT4

Ⓓ CPCD25-XW33E-RT

Ⓕ CPCD25-XW33C-RT4

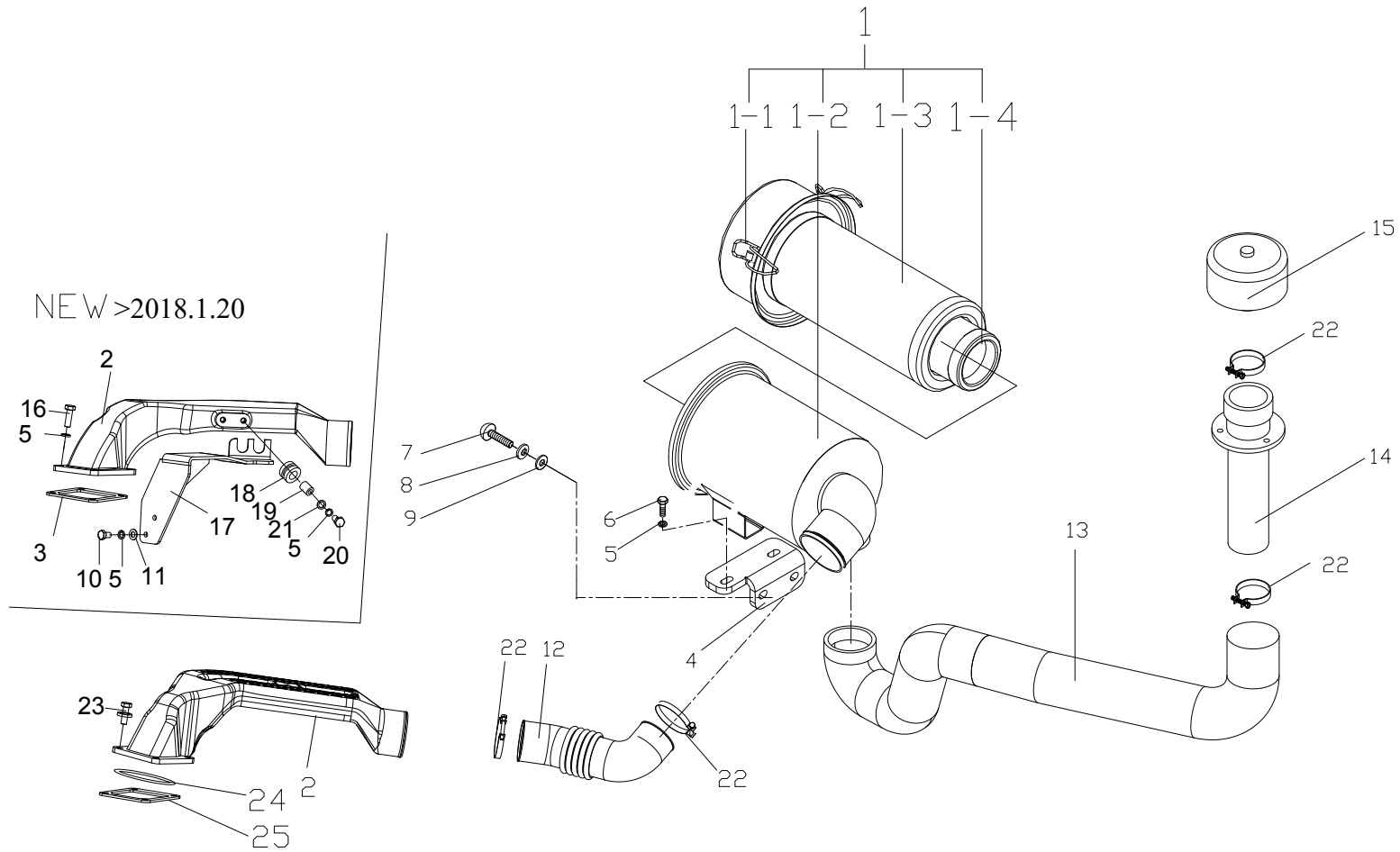
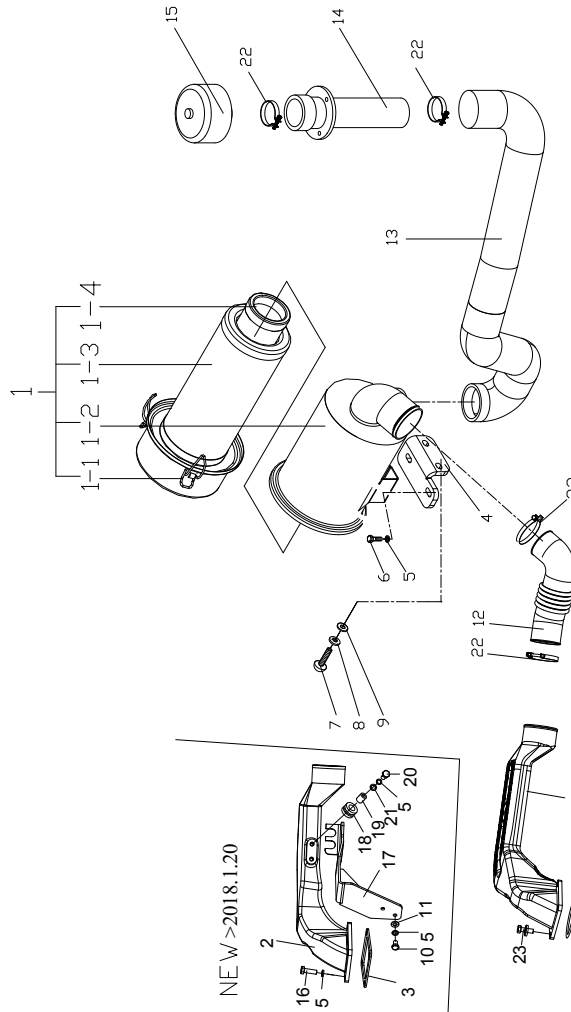


图 3-1 进气系统
Fig.3-1 Air inlet system

Ⓑ CPCD30/35-XW33E-RT
Ⓔ CPCD30/35-XW33C-RT4

Ⓓ CPCD25-XW33E-RT

Ⓕ CPCD25-XW33C-RT4



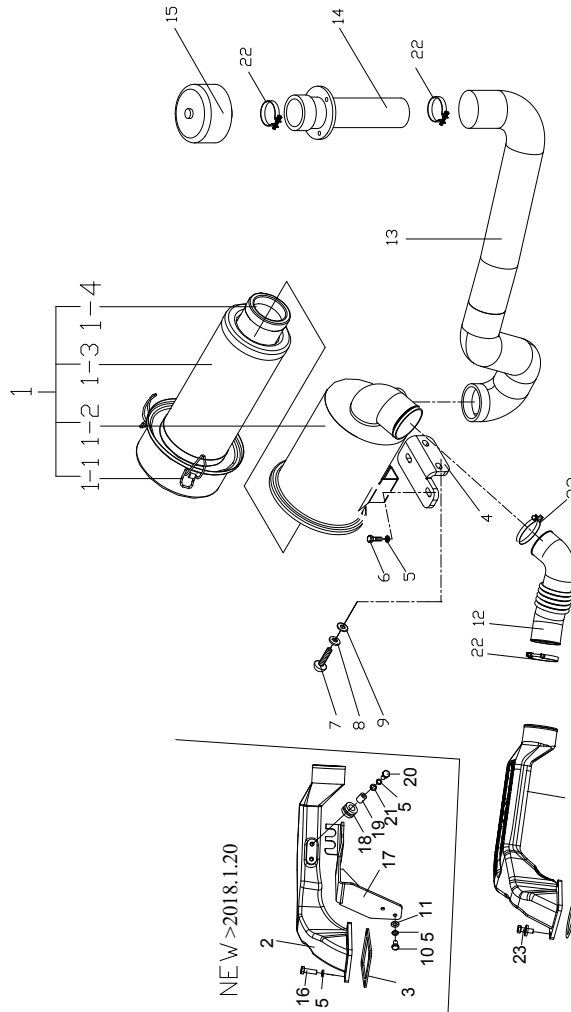
序号 Item	物料码 Part NO.	名称 Description	数量 Qty	备注或适用车型 Remarks Or Serial NO.
A1	RTE350-310000-000	进气系统 Air intake system	1	Ⓑ Ⓓ
A2	RTC350-310000-000	进气系统 Air intake system	1	Ⓔ Ⓕ
1	XF250-311000-000	空滤器总成 Air cleaner	1	
1-1	NO PART NO.	滤清器盖 Cover	1	
1-2	NO PART NO.	滤清器壳 body	1	
1-3	1330-G00	外滤芯 Outer filter paper	1	
1-4	0830-G00	内滤芯 Inner filter paper	1	
2	XF250-313000-002	进气接管 Inlet pipe	1	<2018.1.20
2	XF250-313000-002	进气接管 Inlet pipe	1	≥2018.1.20
3	MB254-310001-000	橡胶垫 Washer	1	≥2018.1.20
4	XF250-310001-000	空滤器支架 bracket	1	
5	G000093-000008-00	垫圈 8 Washer 8	13	
6	G005783-008020-00	螺栓M8×20 Bolt M8×20	3	
7	G005783-010025-00	螺栓M10×25 Bolt M10×25	2	
8	G000096-000010-00	垫圈 10 Washer 10	2	

图 3-1 进气系统
Fig.3-1 Air inlet system

Ⓑ CPCD30/35-XW33E-RT
Ⓔ CPCD30/35-XW33C-RT4

Ⓓ CPCD25-XW33E-RT

Ⓕ CPCD25-XW33C-RT4



序号 Item	物料码 Part NO.	名称 Description	数量 Qty	备注或适用车型 Remarks Or Serial NO.
9	G000093-000010-00	垫圈 10 Washer 10	2	
10	G005783-008015-00	螺栓M8×15 Bolt M8×15	2	≥2018.1.20
11	G0097P1-000008-00	垫圈 8 Washer 8	5	≥2018.1.20
12	RTE350-310001-001	进气胶管 Inlet rubber pipe	1	Ⓑ Ⓓ
12	RTC350-310001-000	进气胶管 Inlet rubber pipe	1	Ⓕ Ⓔ
13	RTE350-310002-000	进气接管 Inlet pipe	1	Ⓑ Ⓓ
13	RTC350-310002-000	进气接管 Inlet pipe	1	Ⓕ Ⓔ
14	RTE350-310100-000	空滤器接管总成 Air filter nozzle assembly	1	Ⓑ Ⓓ
14	RTC350-310100-000	空滤器接管总成 Air filter nozzle assembly	1	Ⓕ Ⓔ
15	GR505-313000-600	空气预滤器 Air pre filter	1	
16	G005783-008045-00	螺栓M8×45 Bolt M8×45	4	≥2018.1.20
17	XF250-310010-000	支架总成 Bracket assy	1	≥2018.1.20
18	30DH-200002A	橡胶垫 Washer	2	≥2018.1.20
19	30DH-200001A	隔套 Spacer	2	≥2018.1.20
20	G005783-008025-00	螺栓M8×25 Bolt M8×25	5	≥2018.1.20

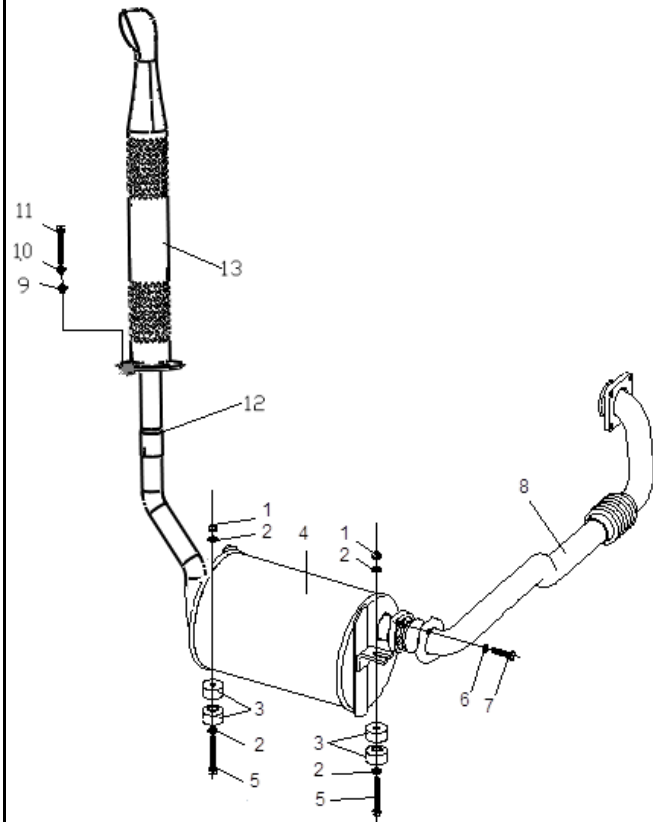
图 4 排气系统
Fig.4 Exhaust system

Ⓑ CPCD30/35-XW33E-RT

Ⓓ CPCD25-XW33E-RT

Ⓔ CPCD30/35-XW33C-RT4

Ⓕ CPCD25-XW33C-RT4



序号 Item	物料码 Part NO.	名称 Description	数量 Qty	备注或适用车型 Remarks Or Serial NO.
A1	RTE350-320000-000	排气系统 Exhaust system	1	Ⓑ
A2	RTE250-320000-000	排气系统 Exhaust system	1	Ⓓ
A3	RTC350-320000-000	排气系统 Exhaust system	1	Ⓔ Ⓕ
1	G001337-000008-00	螺母M8 Nut M8	2	
2	G000096-000008-00	垫圈 8 Washer 8	4	
3	N163-320100-000	环状减震垫 Ring dampener	4	
4	RTE350-322000-000	消声器总成 Muffler	1	
4	RTC350-322000-000	消声器总成 Muffler	1	Ⓔ Ⓕ
5	G005783-008065-00	螺栓 M8×65 Bolt M8×65	2	
6	G000093-000008-00	垫圈8 Washer 8	3	
7	G005783-008035-00	螺栓 M8×35 Bolt M8×35	2	
8	RTE350-321000-000	排气管 Exhaust pipe	1	Ⓑ
8	RTE250-321000-000	排气管 Exhaust pipe	1	Ⓓ
8	RTC350-321000-000	排气管 Exhaust pipe	1	Ⓔ Ⓕ
9	G0097P1-000010-00	垫圈10 Washer 10	3	

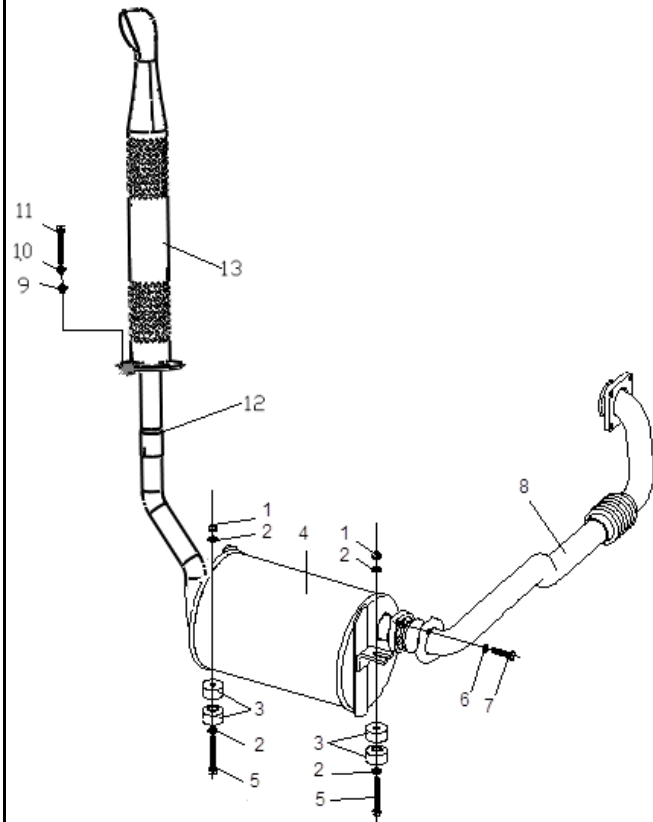
图 4 排气系统
Fig.4 Exhaust system

Ⓑ CPCD30/35-XW33E-RT

Ⓓ CPCD25-XW33E-RT

Ⓔ CPCD30/35-XW33C-RT4

Ⓕ CPCD25-XW33C-RT4



序号 Item	物料码 Part NO.	名称 Description	数量 Qty	备注或适用车型 Remarks Or Serial NO.
10	G000093-000010-00	垫圈10 Washer 10	3	
11	G005783-010025-01	螺栓 M10×25 Bolt M10×25	3	
12	R9615-323000-000	抱箍 Clamp	1	
13	RTE350-323000-000	排气尾管 Exhaust pipe	1	<2018-11-12
13	RTE350-323000-001	排气尾管 Exhaust pipe	1	≥2018-11-12

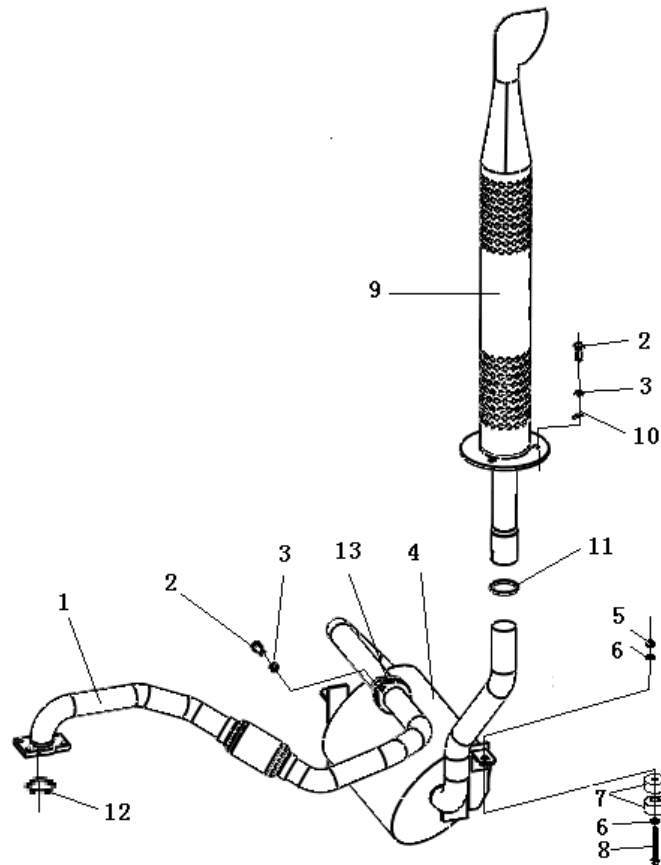
图 5 排气系统
Fig. 5 Exhaust system

Ⓐ CPCD30/35-XW43E-RT

Ⓒ CPCD25-XW43E-RT

Ⓒ CPCD30/35-XW43C-RT4

Ⓓ CPCD25-XW43C-RT4



序号 Item	物料码 Part NO.	名称 Description	数量 Qty	备注或适用车型 Remarks Or Serial NO.
A1	RTE353-320000-000	排气系统 Exhaust system	1	Ⓐ
A2	RTE253-320000-000	排气系统 Exhaust system	1	Ⓒ
A3	RTC353-320000-000	排气系统 Exhaust system	1	Ⓒ Ⓓ
1	RTE353-321000-000	排气管 Exhaust pipe	1	Ⓐ
1	RTE253-321000-000	排气管 Exhaust pipe	1	Ⓒ <2017-07-31
1	RTE253-321000-001	排气管 Exhaust pipe	1	Ⓒ ≥2017-07-31
1	RTC353-321000-001	排气管 Exhaust pipe	1	Ⓒ Ⓓ
2	G005783-010025-01	螺栓 M10×25 Bolt M10×25	5	
3	G0097P1-000010-00	垫圈10 Washer 10	5	
4	RTE353-322000-000	消声器总成 Muffler assy	1	Ⓐ Ⓒ
4	RTC353-322000-000	消声器总成 Muffler assy	1	Ⓒ Ⓓ
5	G001337-000008-00	螺母 M8 Nut8 M8	2	
6	G000096-000008-00	垫圈 8 Washer 8	4	
7	N163-320100-000	环状减震垫 Ring dampener	4	
8	G005783-008065-00	螺栓 M8×65 Bolt M8×65	2	

图 6 冷却系统
Fig.6 Cooling system

ⓑ CPCD30/35-XW33E-RT

Ⓓ CPCD25-XW33E-RT

ⓔ CPCD30/35-XW33C-RT4

ⓕ CPCD25-XW33C-RT4

序号 Item	物料码 Part NO.	名称 Description	数量 Qty	备注或适用车型 Remarks Or Serial NO.
A1	RTE350-330000-000	冷却系统 Cooling system	1	ⓑ
A2	RTE250-330000-000	冷却系统 Cooling system	1	Ⓓ
A3	RTC350-330000-000	冷却系统 Cooling system	1	ⓔ ⓕ
1	Q672-45-G00	双钢丝式环箍45 Clamp 45	2	
2	RTE350-330002-000	散热器进水胶管 Water inlet pipe	1	
3	XF250-330200-000	膨胀水箱 Reserve box	1	
4	G005783-008020-00	螺栓 M8×20 Bolt M8×20	7	
5	G000093-000008-00	垫圈 8 Washer 8	7	
6	G000096-000008-00	垫圈 8 Washer 8	5	
7	RTE350-330001-000	膨胀水箱支架 Bracket	1	
8	MB250-330003-000	钢带弹性抱箍 Clamp	2	
9	XF250-330003-W00	胶管 (内径 φ8) Rubber pipe	1	
10	Q672-42-G00	双钢丝式环箍 42 Clamp 42	2	
11	RTE350-334000-000	散热器总成 Radiator assy	1	
12	RTE350-332000-000	护风圈总成 Fan shroud assy	1	ⓑ

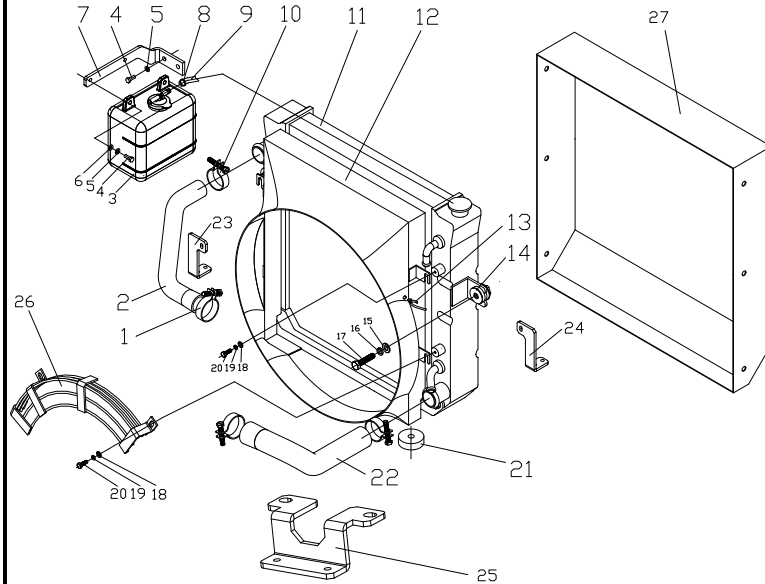


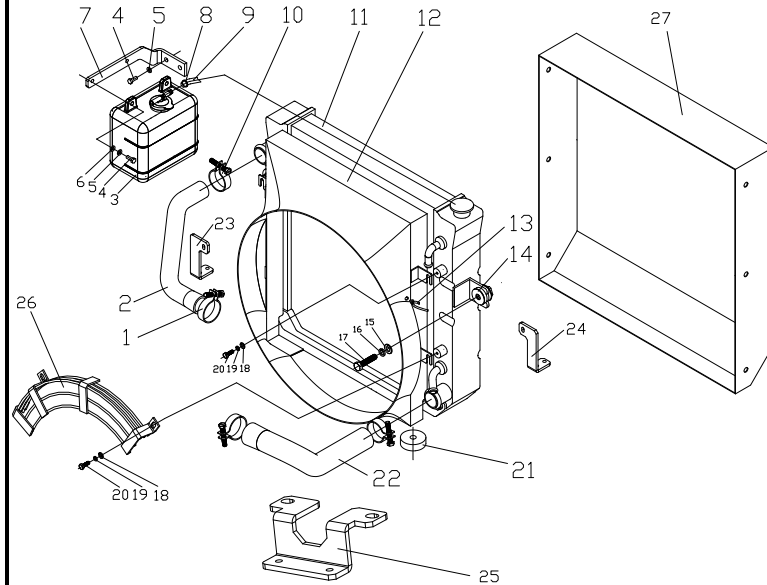
图 6 冷却系统
Fig.6 Cooling system

ⓑ CPCD30/35-XW33E-RT

ⓓ CPCD25-XW33E-RT

ⓔ CPCD30/35-XW33C-RT4

ⓕ CPCD25-XW33C-RT4



序号 Item	物料码 Part NO.	名称 Description	数量 Qty	备注或适用车型 Remarks Or Serial NO.
12	RTE250-332000-000	护风圈总成 Fan shroud assy	1	ⓓ
12	RTC350-332000-000	护风圈总成 Fan shroud assy	1	ⓔ ⓕ
13	XF250-700001-G00	扎带 145×8 Clamp	1	
14	XF250-330100-000	缓冲垫 Cushion	2	
15	G000096-000010-00	垫圈 10 Washer 10	2	
16	G000093-000010-00	垫圈 10 Washer 10	2	
17	G005783-010045-00	螺栓M10×45 Bolt M10×45	2	
18	G000096-000006-00	垫圈 6 Washer 6	4	
19	G000093-000006-00	垫圈 6 Washer 6	4	
20	G005783-006018-00	螺栓 M6×18 Bolt M6×18	4	
21	30HB-330004A	垫块 Cushion	2	
22	RTE350-330003-000	散热器出水胶管 Water outlet pipe	1	ⓑ ⓓ
22	RTC350-330003-000	散热器出水胶管 Water outlet pipe	1	ⓔ ⓕ
23	RTE350-330005-000	水箱左支架 Left bracket	1	ⓑ ⓓ
23	RTC350-330005-000	水箱左支架 Left bracket	1	ⓔ ⓕ

图 7 冷却系统
Fig.7 Cooling system

Ⓐ CPCD30/35-XW43E-RT

Ⓒ CPCD25-XW43E-RT

Ⓒ CPCD30/35-XW43C-RT4

Ⓓ CPCD25-XW43C-RT4

序号 Item	物料码 Part NO.	名称 Description	数量 Qty	备注或适用车型 Remarks Or Serial NO.
1	G005783-008020-00	螺栓 M8×20 Bolt M8×20	7	
2	G000093-000008-00	垫圈 8 Washer 8	7	
3	G000096-000008-00	垫圈 8 Washer 8	5	
4	RTE353-330003-000	小水壶支架 Bracket	1	Ⓐ Ⓒ
4	RTC353-330003-000	小水壶支架 Bracket	1	Ⓒ Ⓓ
5	XF250-330003-W00	胶管 (内径φ8) Rubber pipe	1	
6	MB250-330003-000	钢带弹性抱箍 Clamp	2	
7	XF250-330200-000	膨胀水箱 Reserve box	1	
8	RTE353-331000-000	散热器总成 Radiator assy	1	<2016-11-02
8	RTE353-331000-001	散热器总成 Radiator assy	1	≥2016-11-02
9	RTE353-332000-000	护风圈总成 Fan shroud assy	1	Ⓐ <2016-11-02
9	RTE353-332000-001	护风圈总成 Fan shroud assy	1	Ⓐ ≥2016-11-02
9	RTE253-332000-000	护风圈总成 Fan shroud assy	1	Ⓒ <2016-11-02
9	RTE253-332000-001	护风圈总成 Fan shroud assy	1	Ⓒ ≥2016-11-02
9	RTC353-332000-000	护风圈总成 Fan shroud assy	1	Ⓒ Ⓓ

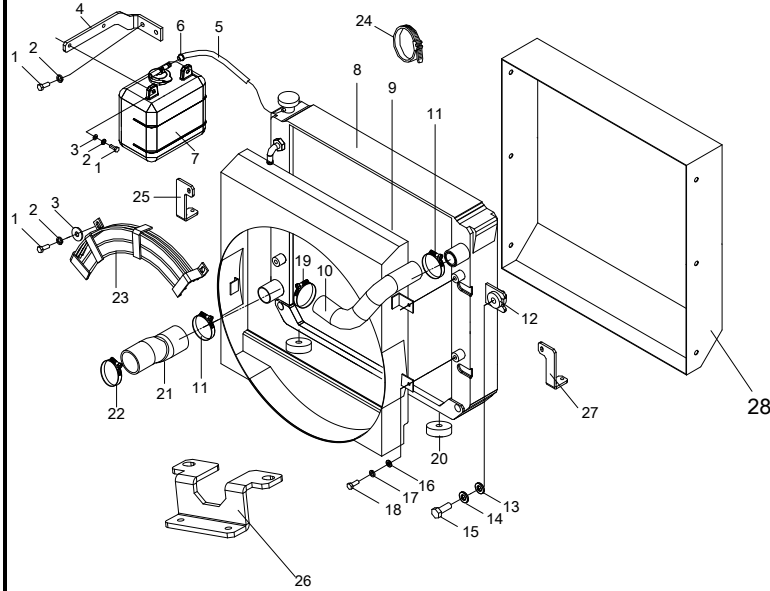
图 7 冷却系统
Fig.7 Cooling system

Ⓐ CPCD30/35-XW43E-RT

Ⓒ CPCD25-XW43E-RT

Ⓒ CPCD30/35-XW43C-RT4

Ⓓ CPCD25-XW43C-RT4



序号 Item	物料码 Part NO.	名称 Description	数量 Qty	备注或适用车型 Remarks Or Serial NO.
10	RTE353-330001-000	散热器进水胶管 Water inlet pipe	1	Ⓐ Ⓒ <2016-11-02
10	RTE353-330001-001	散热器进水胶管 Water inlet pipe	1	Ⓐ Ⓒ ≥2016-11-02
10	RTC353-330001-000	散热器进水胶管 Water inlet pipe	1	Ⓒ Ⓓ
11	Q672-42-G00	双钢丝式环箍42 Clamp 42	2	
12	XF250-330100-000	缓冲垫 Cushion	2	
13	G000096-000010-00	垫圈 10 Washer 10	2	
14	G000093-000010-00	垫圈 10 Washer 10	2	
15	G005783-010045-00	螺栓M10×45 Bolt M10×45	2	
16	G000096-000006-00	垫圈 6 Washer 6	4	
17	G000093-000006-00	垫圈 6 Washer 6	4	
18	G005783-006018-00	螺栓 M6×18 Bolt M6×18	4	
19	Q672-45-G00	双钢丝式环箍45 Clamp 45	1	
20	30HB-330004A	垫块 Cushion	2	
21	RTE353-330002-000	散热器出水胶管 Rubber pipe for outle	1	Ⓐ <2016-11-02
21	RTE353-330002-001	散热器出水胶管 Rubber pipe for outle	1	Ⓐ ≥2016-11-02

图 7 冷却系统
Fig.7 Cooling system

Ⓐ CPCD30/35-XW43E-RT

Ⓒ CPCD25-XW43E-RT

Ⓒ CPCD30/35-XW43C-RT4

Ⓓ CPCD25-XW43C-RT4

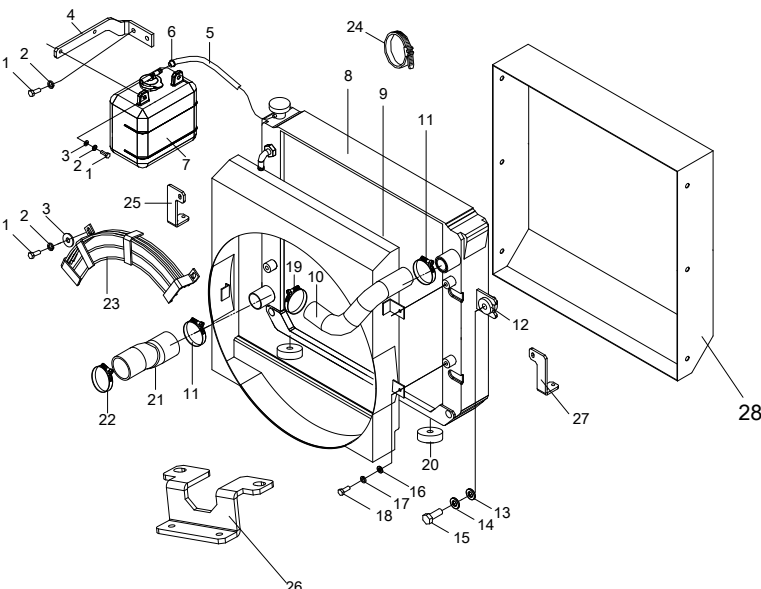
序号 Item	物料码 Part NO.	名称 Description	数量 Qty	备注或适用车型 Remarks Or Serial NO.
	21 RTE253-330002-000	散热器出水胶管 Rubber pipe for outlet	1	Ⓒ <2016-11-02
	21 RTE253-330002-001	散热器出水胶管 Rubber pipe for outlet	1	Ⓒ ≥2016-11-02
	21 RTC353-330002-000	散热器出水胶管 Rubber pipe for outlet	1	Ⓒ Ⓓ
	22 Q672-52-G00	双钢丝式环箍52 Clamp 52	1	
	23 RTE353-333000-000	风扇保护罩 Cover	1	<2016-11-02
	23 RTE353-333000-001	风扇保护罩 Cover	1	≥2016-11-02
	24 XF250-700001-G00	扎带 Clamp	1	
	25 RTE353-330005-000	水箱支架 Bracket	1	Ⓐ Ⓒ <2016-11-02
	25 RTE353-330005-001	水箱支架 Bracket	1	Ⓐ Ⓒ ≥2016-11-02 <2020-07-02
	25 RTE353-330005-002	水箱支架 Bracket	1	Ⓐ Ⓒ ≥2020-07-02
	25 RTC353-330005-000	水箱左支架 Bracket	2	Ⓒ Ⓓ
	26 RTE353-330004-000	水箱下支架 Lower bracket	1	Ⓐ <2016-11-02
	26 RTE353-330004-001	水箱下支架 Lower bracket	1	Ⓐ ≥2016-11-02
	26 RTE253-330004-000	水箱下支架 Lower bracket	1	Ⓒ <2016-11-02
	26 RTE253-330004-001	水箱下支架 Lower bracket	1	Ⓒ ≥2016-11-02

图 8 燃油系统
Fig.8 Fuel system

Ⓑ CPCD30/35-XW33E-RT

Ⓓ CPCD25-XW33E-RT

Ⓔ CPCD30/35-XW33C-RT4

Ⓕ CPCD25-XW33C-RT4

序号 Item	物料码 Part NO.	名称 Description	数量 Qty	备注或适用车型 Remarks Or Serial NO.
A1	XF250-340000-000	燃油系统 Fuel system	1	
1	198072-04320-G00	燃油滤清器支架 Bracket	1	
2	G000093-000008-00	垫圈8 Washer	1	
3	G005783-008016-00	螺栓 M8×16 Bolt M8×16	1	
4	XF250-340001-W00	输油胶管(内径Φ8) Rubber pipe	1	
5	Q672-18-G00	双钢丝环箍18 Clamp	6	
6	YD-206-100T-G00	燃油滤清器 Oil filter	1	
7	XF250-340002-W00	输油胶管(内径Φ8) Rubber pipe	1	
8	XF250-340003-W00	回油胶管(内径Φ8) Rubber pipe	1	
9	XF250-341000-001	燃油箱盖组件 Cover of fuel case assy	1	
10	A300-340001-000	垫 Pad	1	
11	J000982-000006-00	垫圈6 Washer 6	6	
12	G005783-006016-00	螺栓M6×16 Bolt M6×16	6	
13	A300-342000-G00	带锁燃油箱盖 Cover of fuel case, with lock	1	标配 standard
13	N163-341000-G00	不带锁燃油箱盖 Cover of fuel case, without lock	1	选配 optional

图 9 燃油系统
Fig.9 Fuel system

Ⓐ CPCD30/35-XW43E-RT

Ⓒ CPCD25-XW43E-RT

Ⓒ CPCD30/35-XW43C-RT4

Ⓓ CPCD25-XW43C-RT4

序号 Item	物料码 Part NO.	名称 Description	数量 Qty	备注或适用车型 Remarks Or Serial NO.
15	XB2516-340003-000	过渡接头 connector	1	
16	XB2516-340001-000	快速接头 connector	1	
17	Q676-16-G00	蜗杆传动式软管环箍16 Hoop 16	6	
18	XB2516-340004-W00	输油胶管内径Φ8 Rubber pipe	1	
19	N163-341000-500	燃油箱盖 Cover of fuel case	1	Ⓐ Ⓒ <2017.3.27
19	A300-342000-G00	燃油箱盖 Cover of fuel case	1	Ⓐ Ⓒ ≧2017.3.27
19	N163-341000-500	燃油箱盖 Cover of fuel case	1	Ⓒ Ⓓ <2018.4.18
19	A300-342000-G00	燃油箱盖 Cover of fuel case	1	Ⓒ Ⓓ ≧2018.4.18
20	XF250-34003-000	橡胶圈 Rubber gasket	1	
21	XF250-34003-00	燃油盖罩 Rubber gasket	1	

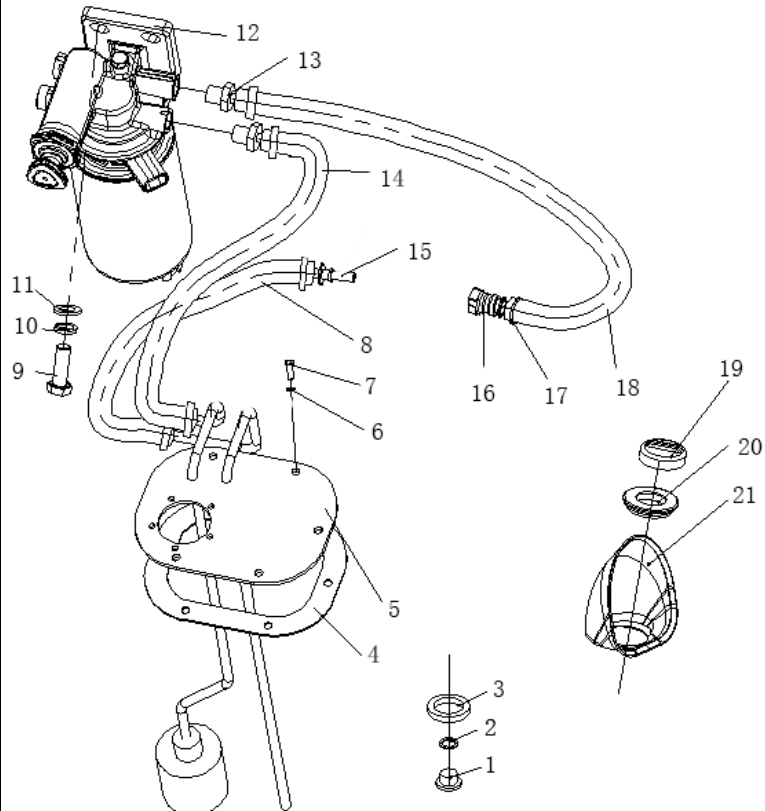


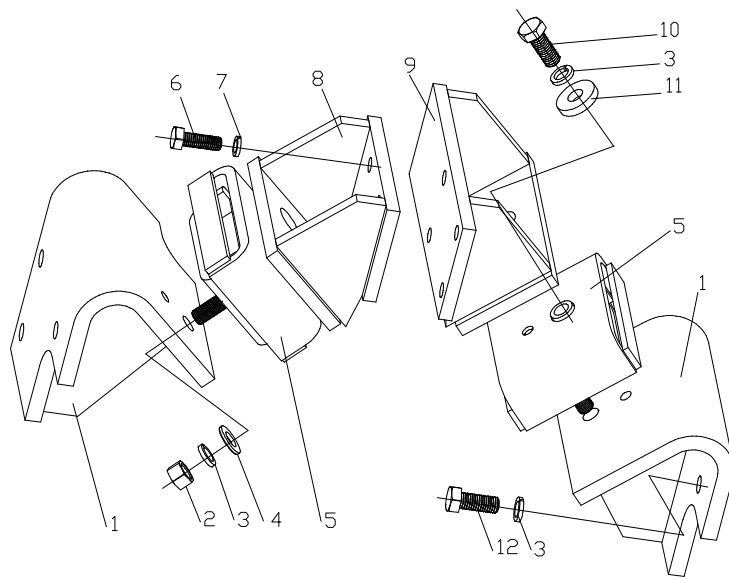
图 10 发动机安装
Fig.10 Engine mount

Ⓑ CPCD30/35-XW33E-RT

Ⓓ CPCD25-XW33E-RT

Ⓔ CPCD30/35-XW33C-RT4

Ⓕ CPCD25-XW33C-RT4



序号 Item	物料码 Part NO.	名称 Description	数量 Qty	备注或适用车型 Remarks Or Serial NO.
A1	XF250-350000-000	发动机安装 Engine mount	1	Ⓑ Ⓓ
A2	RTC350-350000-000	发动机安装 Engine mount	1	Ⓔ Ⓕ
1	XF250-350100-000	发动机左支座 Engine bracket ,Left	2	
1	RTC350-350100-000	发动机左支座 Engine bracket ,Left	2	
2	G006171-000012-01	螺母 M12×1.25 Bolt M12×1.25	2	Ⓔ Ⓕ
3	G000093-000012-00	垫圈12 Washer 12	12	
4	G0097P1-000012-00	垫圈12 Washer 12	2	
5	XF250-350500-000	缓冲垫总成 Cushion	2	
6	G005783-010030-00	螺栓M10×30 Bolt	8	
7	G000093-000010-00	垫圈10 Washer	8	
8	XF250-350200-000	发动机左支架 Engine mount, Left	1	
9	XF250-350300-000	发动机右支架 Engine mount, Right	1	
10	G005783-010035-00	螺栓 M12×1.25×35 BoltM12×1.25×35	2	
11	50DH-300001	垫片 Gasket	2	
12	G005783-012030-00	螺栓M12×30 Bolt M12×30	8	

图 11 发动机安装
Fig.11 Engine mount

Ⓐ CPCD30/35-XW43E-RT

Ⓒ CPCD25-XW43E-RT

Ⓒ CPCD30/35-XW43C-RT4

Ⓓ CPCD25-XW43C-RT4

序号 Item	物料码 Part No.	名称 Description	数量 Qty	备注或适用车型 Remarks Or Serial No.
A1	RTE353-350000-000	发动机安装 Engine mount	1	Ⓐ Ⓒ
A1	RTC353-350000-000	发动机安装 Engine mount	1	Ⓒ Ⓓ
1	G005783-012030-00	螺栓 M12×30 Bolt M12×30	8	
2	G000093-000012-00	垫圈12 Washer 12	20	
3	RTE353-350100-000	发动机左支座 Engine bracket ,Left	1	Ⓐ Ⓒ
3	RTC353-350100-000	发动机左支座 Engine bracket ,Left	1	Ⓒ Ⓓ
4	G0097P1-000012-00	垫圈12 Washer 12	2	
5	G006171-000012-01	螺母 M12×1.25 Bolt M12×1.25	2	
6	XF250-350500-000	缓冲垫总成 Cushion	2	
7	G005786-012035-00	螺栓 M12×1.25×35 Bolt M12×1.25×35	2	
8	50DH-300001	垫片 Gasket	2	
9	RTE353-350200-000	发动机左支架 Engine mount, Left	1	
10	G005783-012030-00	螺栓 M12×30 Bolt M12×30	8	
11	RTE353-350300-000	发动机右支架 Engine mount, Right	1	
12	RTE353-350400-000	发动机右支座 Engine bracket ,Right	1	Ⓐ Ⓒ

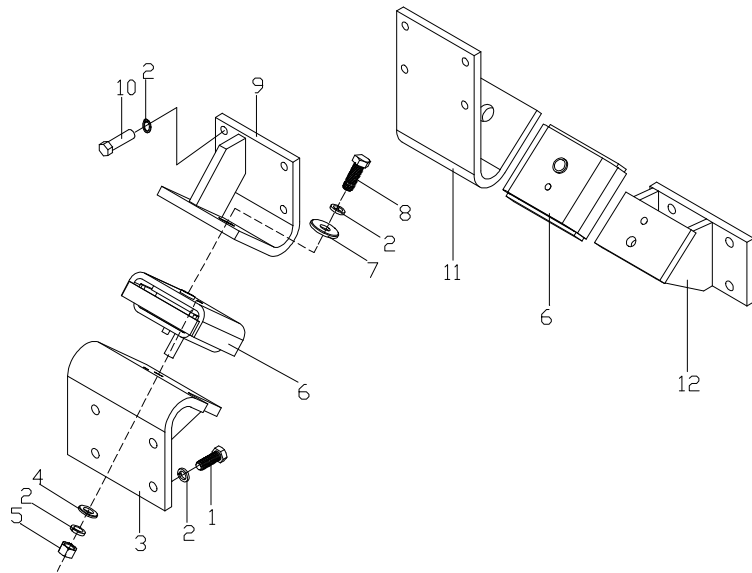


图 12 动力系统
Fig.12 Drive system

① CPCD30/35-XW98C-RT4

④ CPCD30/35-XW98E-RT2

⑤ CPCD25-XW98C-RT4

⑥ CPCD25-XW98E-RT2

序号 Item	物料码 Part No.	名称 Description	数量 Qty	备注或适用车型 Remarks Or Serial No.
A1	RTC354-300000-000	动力系统 Drive system	1	①
A2	RTE354-300000-000	动力系统 Drive system	1	④
A3	RTC254-300000-000	动力系统 Drive system	1	⑤
A4	RTE254-300000-000	动力系统 Drive system	1	⑥
1	RTC354-370000-000	电控单元ECU总成 ECU assy	1	
2	XF2527-301000-G00	柴油机 Diesel engine	1	
3	RTC354-310000-000	进气系统 Air intake system	1	①
3	RTE354-310000-000	进气系统 Air intake system	1	④ ⑥
3	RTC254-310000-000	进气系统 Air intake system	1	⑤
4	RTC354-350000-000	发动机安装 Engine mount	1	
5	RTC354-330000-000	冷却系统 Cooling system	1	①
5	RTE354-330000-000	冷却系统 Cooling system	1	④ ⑥
5	RTC254-330000-000	冷却系统 Cooling system	1	⑤
6	RTC354-320000-000	排气系统 Exhaust system	1	① ⑤
6	RTE354-320000-000	排气系统 Exhaust system	1	④ ⑥

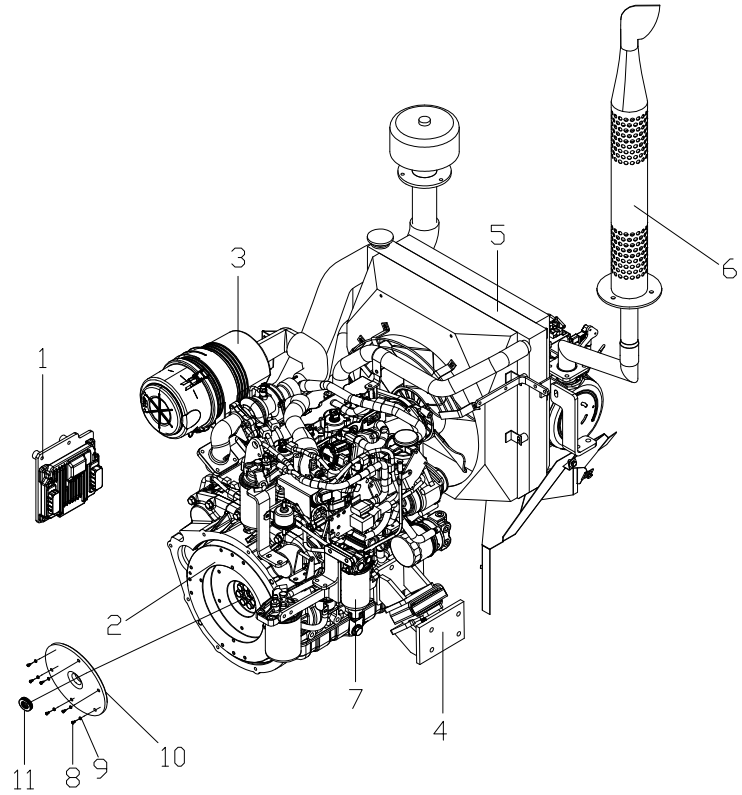


图 12 动力系统
Fig.12 Drive system

① CPCD30/35-XW98C-RT4

④ CPCD30/35-XW98E-RT2

⑤ CPCD25-XW98C-RT4

⑥ CPCD25-XW98E-RT2

序号 Item	物料码 Part No.	名称 Description	数量 Qty	备注或适用车型 Remarks Or Serial No.
7	RTC354-340000-000	燃油系统 Fuel system	1	① ⑤
7	RTE354-340000-000	燃油系统 Fuel system	1	④ ⑥
8	G005783-008025-00	螺栓M8×25 Bolt M8×25	6	
9	G000093-000008-00	垫圈8 Washer 8	6	
10	XF2526-300001-000	过渡盘 Transition disk	1	
11	GT00276-0006202-00	轴承 6202 Bearing	1	

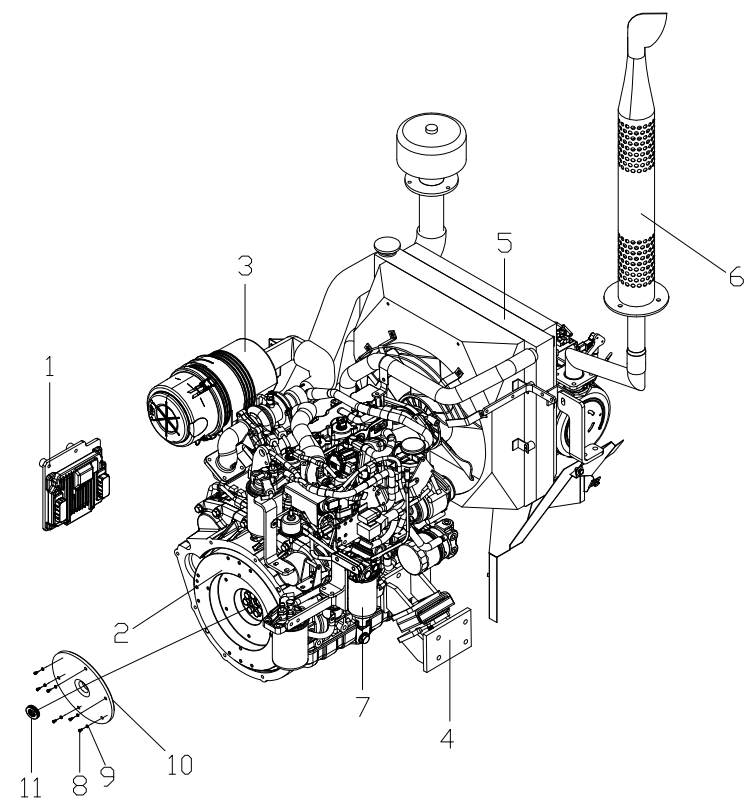


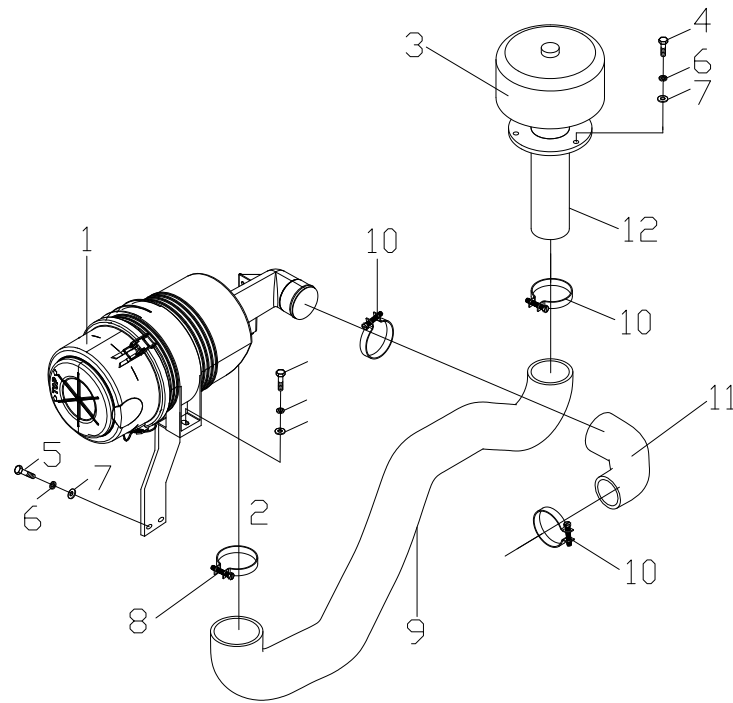
图 13 进气系统
Fig.13 Air intake system

① CPCD30/35-XW98C-RT4

④ CPCD30/35-XW98E-RT2

⑤ CPCD25-XW98C-RT4

⑥ CPCD25-XW98E-RT2



序号 Item	物料码 Part No.	名称 Description	数量 Qty	备注或适用车型 Remarks Or Serial No.
A1	RTC354-310000-000	进气系统 Air intake system	1	①
A2	RTE354-310000-000	进气系统 Air intake system	1	④ ⑥
A3	RTC254-310000-000	进气系统 Air intake system	1	⑤
1	XF2526-311000-G00	空滤器总成 Air cleaner	1	
2	RTC354-312000-000	空滤器支架 Air cleaner support	1	① ⑤
2	RTE354-312000-000	空滤器支架 Air cleaner support	1	④ ⑥
3	GR505-313000-600	空气预滤器 Air pre filter	1	
4	G005783-008025-00	螺栓 M8×25 Bolt M8×25	3	
5	G005783-008030-00	螺栓 M8×30 Bolt M8×30	4	
6	G000093-000008-00	垫圈 8 Washer 8	7	
7	G0097P1-000008-00	垫圈 8 Washer 8	7	
8	Q676B-89-G00	蜗杆传动式软管环箍 89 Clamp 89	1	
9	RTC354-310002-000	进气接管 Inlet pipe	1	
10	Q676-76-G00	蜗杆传动式环箍 76 Clamp 76	3	
11	RTC354-310001-000	发动机进气管 intake pipe	1	①

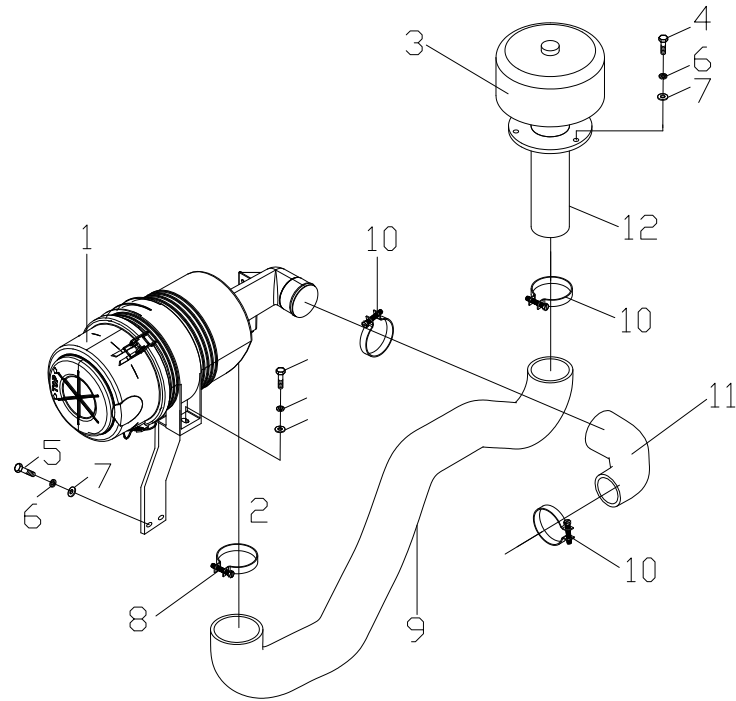
图 13 进气系统
Fig.13 Air intake system

① CPCD30/35-XW98C-RT4

ⓐ CPCD30/35-XW98E-RT2

ⓑ CPCD25-XW98C-RT4

ⓓ CPCD25-XW98E-RT2



序号 Item	物料码 Part No.	名称 Description	数量 Qty	备注或适用车型 Remarks Or Serial No.
11	RTE354-310001-000	发动机进气管 intake pipe	1	ⓐ ⓓ
11	RTC254-310001-000	发动机进气管 intake pipe	1	ⓑ
12	RTC350-310100-000	空滤器接管总成 Air filter nozzle assembly	1	

图 14 发动机安装
Fig.14 Engine mount

① CPCD30/35-XW98C-RT4

④ CPCD30/35-XW98E-RT2

⑫ CPCD25-XW98C-RT4

⑬ CPCD25-XW98E-RT2

序号 Item	物料码 Part No.	名称 Description	数量 Qty	备注或适用车型 Remarks Or Serial No.
A1	RTC354-350000-000	发动机安装 Engine mount	1	
1	G005783-012030-00	螺栓 M12×30 Bolt M12×30	16	
2	G000093-000012-00	垫圈 12 Washer 12	20	
3	XF2519-350100-001	发动机左支座 Engine bracket ,Left	1	
4	G0097P1-000012-00	垫圈 12 Washer 12	2	
5	G006171-000012-01	螺母 M12×1.25 Nut M12×1.25	2	
6	XF250-350500-000	缓冲垫总成 Cushion assy	2	
7	50DH-300001	垫片 Shim	2	
8	G005786-012035-00	螺栓 M12×1.25×35 Bolt M12×1.25×35	2	
9	RTC354-350100-000	发动机左支架 Engine mount, Left	1	
10	RTC354-350200-000	发动机右支架 Engine mount, Right	1	
11	XF2526-350300-000	发动机右支座 Engine bracket ,Right	1	

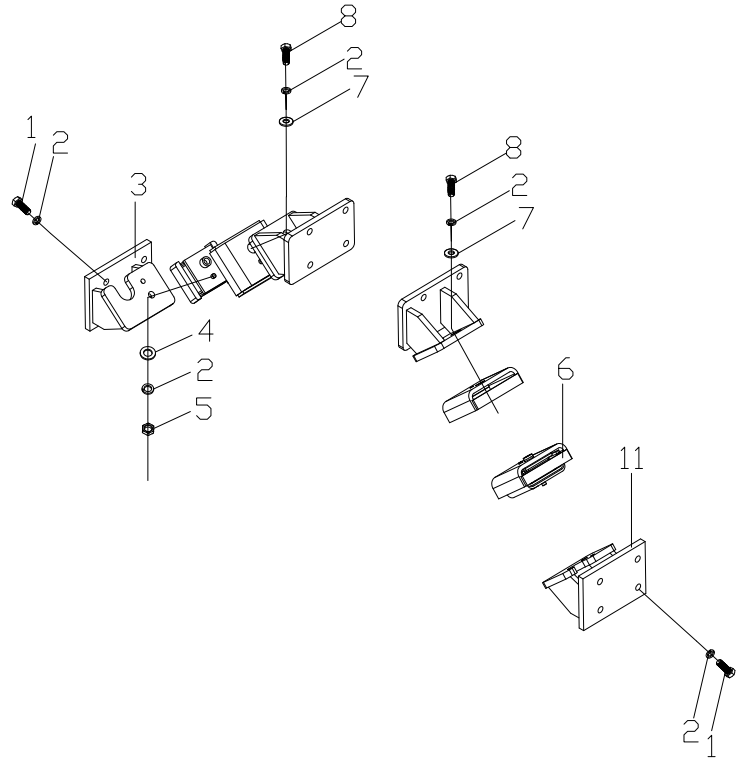
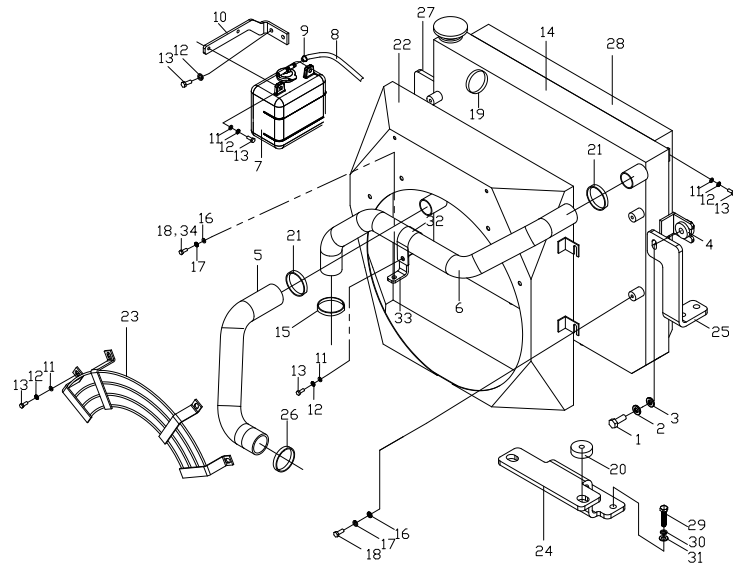


图 15 冷却系统
Fig.15 Cooling system

① CPCD30/35-XW98C-RT4
⑫ CPCD25-XW98C-RT4

④ CPCD30/35-XW98E-RT2
⑬ CPCD25-XW98E-RT2



序号 Item	物料码 Part No.	名称 Description	数量 Qty	备注或适用车型 Remarks Or Serial No.
A1	RTC354-330000-000	冷却系统 Cooling system	1	①
A2	RTE354-330000-000	冷却系统 Cooling system	1	④ ⑬
A3	RTC254-330000-000	冷却系统 Cooling system	1	⑫
1	G000096-000010-00	螺栓M10×45 Bolt M10×45	2	
2	G000093-000010-00	垫圈 10 Washer 10	2	
3	G005783-010045-00	垫圈 10 Washer 10	2	
4	XF250-330100-000	缓冲垫 Cushion	2	
5	RTC354-330002-000	散热器出水胶管 Water outlet pipe	1	<2020-07-10
5	RTC354-330002-001	散热器出水胶管 Water outlet pipe	1	≥2020-07-10
6	RTC354-330001-000	散热器进水胶管 Water inlet pipe	1	
7	XF250-330200-000	膨胀水箱 Reserve box	1	
8	XF250-330003-W00	胶管（内径 φ8） Rubber pipe (φ8)	1	
9	MB250-330003-000	钢带弹性抱箍 Clamp	2	
10	XF250-330004-000	膨胀水箱支架 Bracket	1	① <2020-03-22
10	RTC353-330003-000	膨胀水箱支架 Bracket	1	① ≥2020-03-22

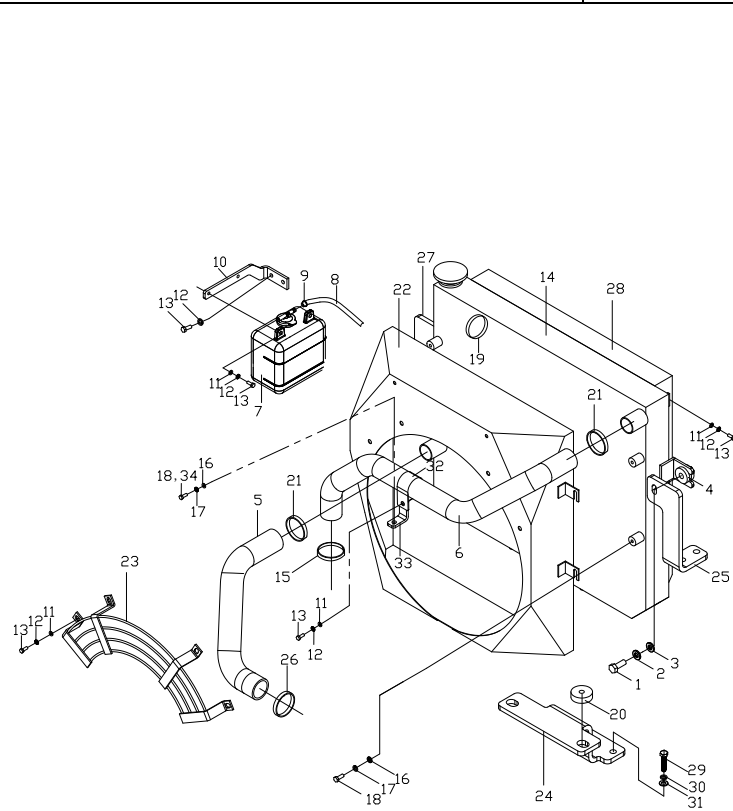
图 15 冷却系统
Fig.15 Cooling system

Ⓛ CPCD30/35-XW98C-RT4

Ⓜ CPCD30/35-XW98E-RT2

Ⓚ CPCD25-XW98C-RT4

Ⓝ CPCD25-XW98E-RT2



序号 Item	物料码 Part No.	名称 Description	数量 Qty	备注或适用车型 Remarks Or Serial No.
10	RTC353-330003-000	膨胀水箱支架 Bracket	1	Ⓜ Ⓝ Ⓚ
10	RTE350-330001-000	膨胀水箱支架 Bracket	1	Ⓚ ≥2020-06-04
10	RTE353-330003-000	膨胀水箱支架 Bracket	1	Ⓜ Ⓝ ≥2020-05-25
11	G000096-000008-00	垫圈8 Washer 8	9	Ⓚ Qty 13
12	G000093-000008-00	垫圈8 Washer 8	9	Ⓚ Qty 13
13	G005783-008020-00	螺栓 M8×20 Bolt M8×20	9	Ⓚ Qty 13
14	RTE353-331000-001	散热器总成 Radiator assy	1	
15	Q672-45-G00	双钢丝环箍45 Clamp 45	1	
16	G000093-000006-00	垫圈6 Washer 6	5	
17	G000096-000006-00	垫圈6 Washer 6	5	
18	G005783-006018-00	螺栓 M6×18 Bolt M6×18	4	Ⓛ Ⓚ
18	G005783-006018-00	螺栓 M6×18 Bolt M6×18	5	Ⓜ Ⓝ
19	XF250-700001-G00	扎带 Tie band	2	
20	30HB-330004A	垫块 Cushion	2	
21	Q672-42-G00	双钢丝式环箍 42 Clamp 42	2	

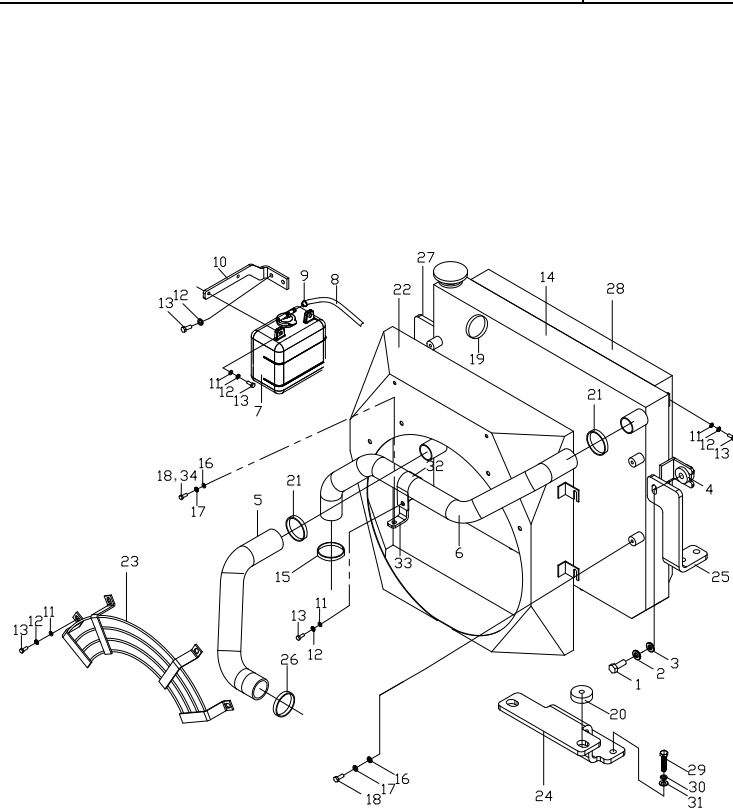
图 15 冷却系统
Fig.15 Cooling system

① CPCD30/35-XW98C-RT4

④ CPCD30/35-XW98E-RT2

⑤ CPCD25-XW98C-RT4

⑥ CPCD25-XW98E-RT2



序号 Item	物料码 Part No.	名称 Description	数量 Qty	备注或适用车型 Remarks Or Serial No.
22	RTC354-332000-000	护风圈总成 Fan shroud assy	1	①
22	RTE354-332000-000	护风圈总成 Fan shroud assy	1	④ ⑥
22	RTC254-332000-000	护风圈总成 Fan shroud assy	1	⑤
23	XF2526-333000-000	风扇保护罩 Fan covering	1	① ⑤
23	XF2511-333000-000	风扇保护罩 Fan covering	1	④ ⑥
24	RTC353-330004-000	水箱下支架 Water tank lower bracket	1	
25	RTC353-330005-000	水箱左支架 Water tank left bracket	1	
26	Q672-52-G00	双钢丝式环箍 52 Clamp 52	1	
27	RTC353-330006-000	水箱右支架 Water tank right bracket	1	
28	RTE353-335000-001	导风圈 Guide ring	1	<2020-04-08
29	G005783-012025-00	螺栓 M12×25 Bolt M12×25	6	
30	G000093-000012-00	垫圈 12 Washer 12	6	
31	G000096-000012-00	垫圈 12 Washer 12	6	
32	SC301-600002-000	抱箍 Clamp	1	① ⑤
33	RTC354-330003-000	水管支架 Bracket	1	① ⑤ <2020-07-10

图 16 排气系统
Fig.16 Exhaust system

① CPCD30/35-XW98C-RT4

④ CPCD30/35-XW98E-RT2

② CPCD25-XW98C-RT4

⑤ CPCD25-XW98E-RT2

序号 Item	物料码 Part No.	名称 Description	数量 Qty	备注或适用车型 Remarks Or Serial No.
A1	RTC354-320000-000	排气系统 Exhaust system	1	① ②
A2	RTE354-320000-000	排气系统 Exhaust system	1	④ ⑤
1	G000093-000008-00	垫圈 8 Washer 8	11	
2	G0097P1-000008-00	垫圈 8 Washer 8	11	
3	G005783-008025-00	螺栓M8×25 Bolt M8×25	3	
4	RTC354-321000-000	排气管总成 Exhaust pipe assy	1	
5	RTE350-323000-001	排气尾管 Exhaust pipe	1	
6	R9615-323000-000	抱箍 Clamp	1	
7	RTC354-323000-G00	DPF 总成 DPF assy	1	① ②
7	XBN4512-322000-G0	DPF 总成 DPF assy	1	④ ⑤ <2020-04-29
7	RTC354-323000-G00	DPF 总成 DPF assy	1	④ ⑤ ≥2020-04-29
8	G005783-008040-00	螺栓 M8×40 Bolt M8×40	8	
9	G006170-000008-00	螺母 M8 Nut M8	8	
10	RTC354-322000-000	排气尾管总成 Tailpipe assembly	1	① ②
10	RTE354-322000-000	排气尾管总成 Tailpipe assembly	1	④ ⑤

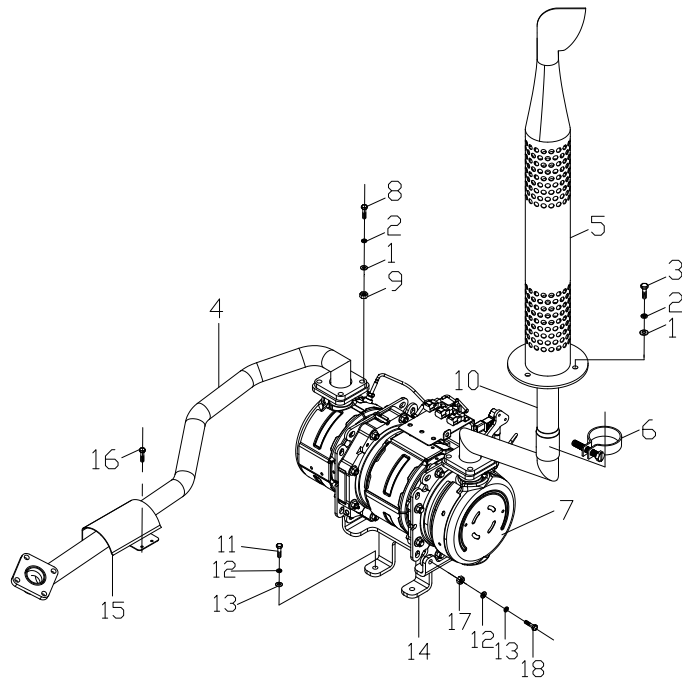
图 16 排气系统
Fig.16 Exhaust system

① CPCD30/35-XW98C-RT4

④ CPCD30/35-XW98E-RT2

⑤ CPCD25-XW98C-RT4

⑤ CPCD25-XW98E-RT2

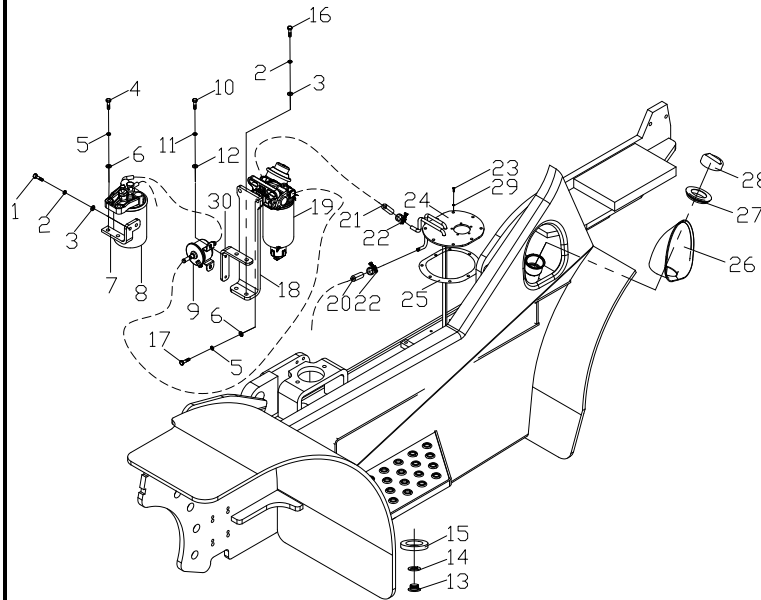


序号 Item	物料码 Part No.	名称 Description	数量 Qty	备注或适用车型 Remarks Or Serial No.
11	G005783-010025-00	螺栓 M10×25 Bolt M10×25	6	<2020-06-05
11	G005783-010025-00	螺栓 M10×25 Bolt M10×25	4	≥2020-06-05
12	G000093-000010-00	垫圈 10 Washer 10	6	
13	G0097P1-000010-00	垫圈 10 Washer 10	6	
14	RTC354-324000-000	DPF 支架总成 DPF bracket assy	1	
15	RTE354-320001-000	隔热板 Heat shield	1	≥2020-04-30
16	G005787-006012-00	螺栓 M6×12 Bolt M6×12	2	≥2020-04-30
17	G006170-000010-00	螺母 M10 Nut M10	2	≥2020-06-05
18	G005783-010035-00	螺栓 M10×35 Bolt M10×35	2	≥2020-06-05

图 17 燃油系统
Fig.17 Fuel system

① CPCD30/35-XW98C-RT4

Ⓚ CPCD25-XW98C-RT4



序号 Item	物料码 Part No.	名称 Description	数量 Qty	备注或适用车型 Remarks Or Serial No.
A1	RTC354-340000-000	燃油系统 Fuel system	1	
1	G005783-008030-00	螺栓M8×30 Bolt M8×30	2	
2	G005787-020095-01	垫圈 8 Washer 8	4	
3	G000096-000008-00	垫圈 8 Washer 8	4	
4	G005783-010035-00	螺栓M10×35 Bolt M10×35	2	
5	G000093-000010-00	垫圈 10 Washer 10	4	
6	G000096-000010-00	垫圈 10 Washer 10	1	
7	RTC354-341000-000	油滤支架 Oil filter bracket	1	
8	XF2526-341000-G00	燃油滤清器 Oil filter	1	
9	XF2526-342000-G00	电子输油泵 Electronic oil pump	1	
10	G005783-006015-00	螺栓 M6×15 Bolt M6×15	2	
11	G000093-000006-00	垫圈 6 Washer 6	2	
12	G000096-000006-00	垫圈 6 Washer 6	2	
13	N163-340008-000	螺塞 Plug	1	
14	J000982-000024-00	垫圈 24 Washer 24	1	

图 17 燃油系统
Fig.17 Fuel system

① CPCD30/35-XW98C-RT4

Ⓚ CPCD25-XW98C-RT4

序号 Item	物料码 Part No.	名称 Description	数量 Qty	备注或适用车型 Remarks Or Serial No.
15	N163-340002-000	磁铁 Magnetic iron	1	
16	G005782-008025-00	螺栓M8×25 Bolt M8×25	2	
17	G005783-010025-00	螺栓M10×25 Bolt M10×25	2	
18	RTC354-342000-000	油水分离器支架 Oil-water separator bracket	1	<2020-03-27
18	RTC354-400200-000	控制盒安装支架组件 Control box bracket	1	≥2020-03-27
19	XF2526-343000-G00	油水分离器 Oil-water separator	1	
20	RTC354-340001-W01	输油胶管 (内径 φ8) Rubber pipe(Φ8)	2	
21	RTC354-340002-W01	输油胶管 (内径 φ8) Rubber pipe(Φ8)	3	
22	Q675-16-G00	蜗杆传动式软管环箍 16 Clamp 16	10	
23	G005783-006016-00	螺栓 M6×16 Bolt M6×16	6	
24	RTC354-343000-000	燃油箱盖组件 Cover of fuel case assy	1	
25	A300-340001-000	垫 Pad	1	
26	XF250-340002-000	燃油盖罩 Housing of fuel cover	1	
27	A300-342000-G00	带锁燃油箱盖 Cover of fuel case, with lock	1	
28	XF250-340003-000	橡胶圈 Rubber gasket	1	

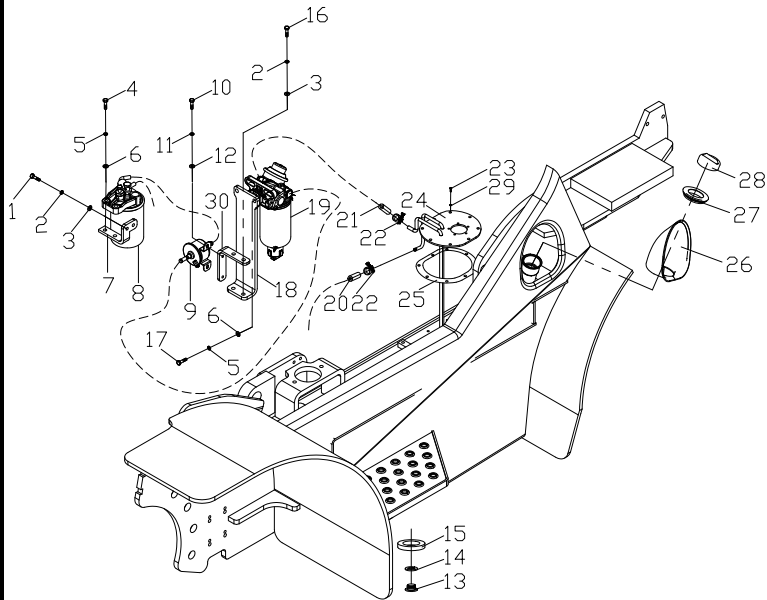


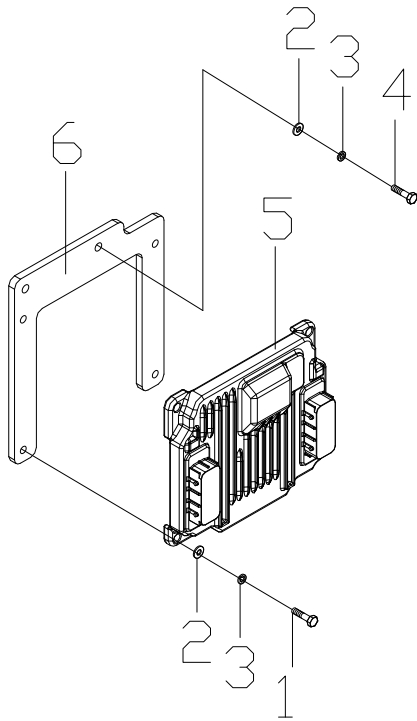
图 18 电控单元 ECU 总成
Fig.18 ECU assy

① CPCD30/35-XW98C-RT4

④ CPCD30/35-XW98E-RT2

⑤ CPCD25-XW98C-RT4

⑥ CPCD25-XW98E-RT2



序号 Item	物料码 Part No.	名称 Description	数量 Qty	备注或适用车型 Remarks Or Serial No.
1	G005783-008020-00	螺栓M8×20 Bolt M8×20	4	
2	G0097P1-000008-00	垫圈8 Washer 8	4	
3	G000093-000008-00	垫圈8 Washer 8	2	
4	G005783-008025-00	螺栓M8×25 Bolt M8×25	2	
5	XF2527-370001-G00	电控单元 ECU ECU	1	
6	RTC354-370002-000	ECU支架 Bracket	1	

图 19 燃油系统
Fig.19 Fuel system

Ⓜ CPCD30/35-XW98E-RT2

Ⓛ CPCD25-XW98E-RT2

序号 Item	物料码 Part No.	名称 Description	数量 Qty	备注或适用车型 Remarks Or Serial No.
A1	RTE354-340000-000	燃油系统 Fuel system	1	
1	RTE354-340200-000	油滤支架 Bracket	1	
2	J000982-000014-00	垫圈 14 Washer 14	2	
3	XF2526-341000-G00	燃油滤清器 Oil filter	1	
4	XF2526-342000-G00	电子输油泵 Electronic oil pump	1	
5	G005783-006015-00	螺栓 M6×15 Bolt M6×15	1	
6	RTE354-340001-W00	输油胶管 (内径 φ8) Rubber pipe(φ8)	1	
7	RTE354-340002-W00	输油胶管 (内径 φ8) Rubber pipe(φ8)	1	
8	Q675-16-G00	蜗杆传动式软管环箍 16 Clamp 16	10	
9	J000982-000006-00	垫圈 6 Washer 6		
10	G005783-006016-00	螺栓 M6×16 Bolt M6×16	6	
11	RTE354-341000-000	燃油箱盖组件 Cover of fuel case assy	6	
12	A300-340001-000	垫 Pad	1	
14	XF250-340002-000	燃油盖罩 Housing of fuel cover	1	
15	XF250-340003-000	橡胶圈 Rubber gasket	1	

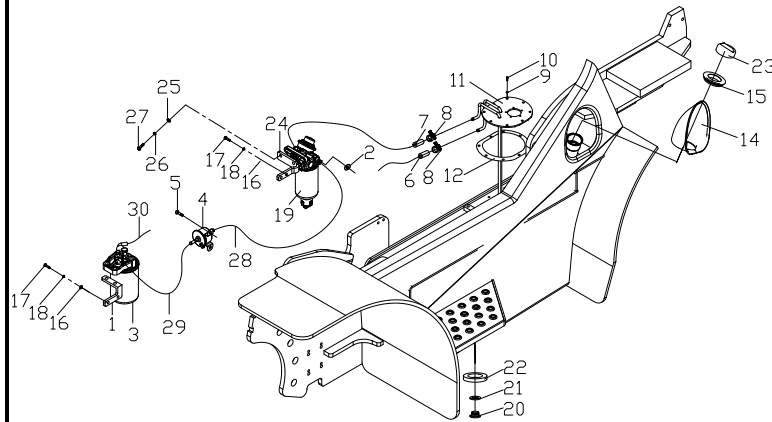


图 19 燃油系统
Fig.19 Fuel system

Ⓜ CPCD30/35-XW98E-RT2

Ⓛ CPCD25-XW98E-RT2

序号 Item	物料码 Part No.	名称 Description	数量 Qty	备注或适用车型 Remarks Or Serial No.
16	G000093-000008-00	垫圈8 Washer 8	4	
17	G005783-008035-00	螺栓M8×35 Bolt M8×35	4	
18	G000096-000008-00	垫圈8 Washer 8	4	
19	XF2526-343000-G00	油水分离器 Oil-water separator	1	
20	N163-340008-000	螺塞 Plug	1	
21	J000982-000024-00	垫圈24 Washer 24	1	
22	N163-340002-000	磁铁 Magnetic iron	1	
23	A300-342000-G00	带锁燃油箱盖 Cover of fuel case, with lock	1	
24	RTE354-340100-000	油水分离器支架 Bracket	1	
25	G000093-000010-00	垫圈10 Washer 10	4	
26	G0097P1-000010-00	垫圈10 Washer 10	4	
27	G005783-010020-00	螺栓M10×20 Bolt M10×20	4	
28	RTE354-340003-W00	输油胶管（内径Φ8） Rubber pipe(Φ8)	1	
29	RTE354-340004-W00	输油胶管（内径Φ8） Rubber pipe(Φ8)	1	
30	RTE354-340005-W00	输油胶管（内径Φ8） Rubber pipe(Φ8)	1	

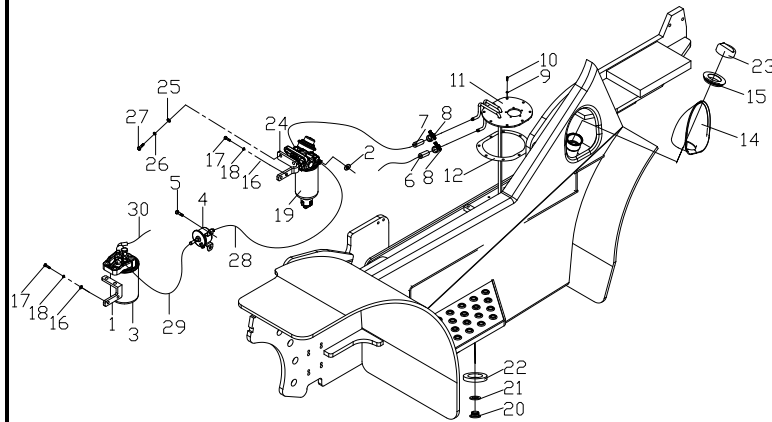


图 20 动力系统
Fig.20 Drive system

Ⓜ CPCD30/35-XG72E-RT2 Ⓝ CPCD25-XG72E-RT2
Ⓞ CPCD30/35-XG72C-RT4 Ⓟ CPCD25-XG72C-RT4

序号 Item	物料码 Part No.	名称 Description	数量 Qty	备注或适用车型 Remarks Or Serial No.
1	RTE355-360000-000	电控单元ECU总成 ECU assy	1	
1-1	XR310-360100-G00	电控单元 ECU	1	
1-2	G907417-006035-00	螺栓组合件M6×35 Bolt M6×35	4	
1-3	R3114-360010-000	缓冲垫 Cushion	4	
1-4	RTE355-360100-000	ECU支架总成 ECU bracket	1	
1-5	G005783-008020-00	螺栓M8×20 Bolt M8×20	2	
1-6	G000093-000008-00	垫圈 8 Washer 8	2	
1-7	G0097P1-000008-00	垫圈 8 Washer 8	2	
2	XRF310-301000-G00	柴油机 Diesel engine	1	
3	RTE355-310000-000	进气系统 Air intake system	1	Ⓜ Ⓝ 见图 21 See Fig.21
3	RTC355-310000-000	进气系统 Air intake system	1	Ⓞ Ⓟ 见图 21 See Fig.21
4	RTE355-350000-000	发动机安装 Engine mount	1	Ⓜ Ⓝ 见图 22 See Fig.22
4	RTC355-350000-000	发动机安装 Engine mount	1	Ⓞ Ⓟ 见图 22 See Fig.22
5	RTE355-340000-000	燃油系统 Fuel system	1	见图 23 See Fig.23
6	RTE355-330000-000	冷却系统 Cooling system	1	Ⓜ Ⓝ 见图 24 See Fig.24

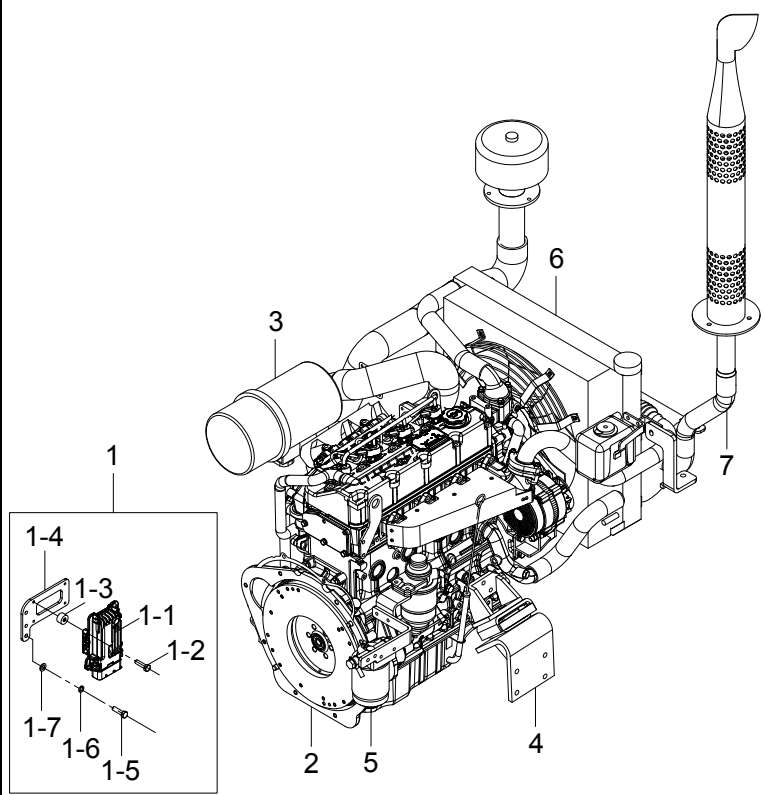
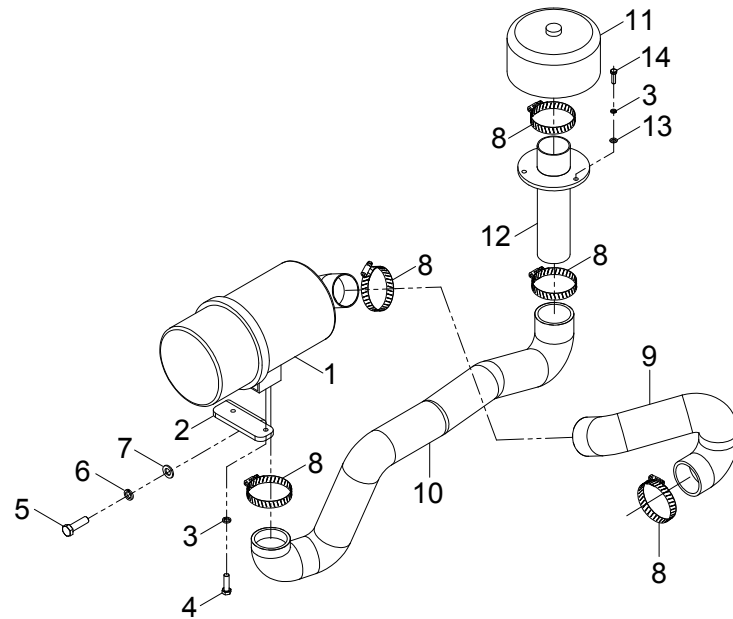


图 21 进气系统
Fig.21 Air intake system

Ⓜ CPCD30/35-XG72E-RT2 Ⓝ CPCD25-XG72E-RT2
Ⓞ CPCD30/35-XG72C-RT4 Ⓟ CPCD25-XG72C-RT4



序号 Item	物料码 Part No.	名称 Description	数量 Qty	备注或适用车型 Remarks Or Serial No.
A1	RTC355-310000-000	进气系统 Air intake system	1	
1	XF250-311000-000	空滤器总成 Air cleaner	1	
1-1	1330-G00	外滤芯 Outer filter paper	1	
1-2	0830-G00	内滤芯 Inner filter paper	1	
2	XF250-310001-000	空滤器支架 Air cleaner support	1	
3	G000093-000008-00	垫圈 8 Washer 8	5	
4	G005783-008020-00	螺栓M8×20 Bolt M8×20	2	
5	G005783-010025-00	螺栓M10×25 Bolt M10×25	2	
6	G000096-000010-00	垫圈 10 Washer 10	2	
7	G000093-000010-00	垫圈 10 Washer 10	2	
8	Q676-76-G00	蜗杆传动式软管环箍 76 Hoop 76	5	
9	RTE355-310001-000	发动机进气胶管 intake pipe	1	Ⓜ Ⓝ
9	RTC355-310001-000	发动机进气胶管 intake pipe	1	Ⓞ Ⓟ
10	RTE350-310002-000	进气接管 Inlet pipe	1	Ⓜ Ⓝ
10	RTC350-310002-000	进气接管 Inlet pipe	1	Ⓞ Ⓟ

图 22 发动机安装
Fig.22 Engine mount

Ⓜ CPCD30/35-XG72E-RT2 Ⓝ CPCD25-XG72E-RT2
Ⓞ CPCD30/35-XG72C-RT4 Ⓟ CPCD25-XG72C-RT4

序号 Item	物料码 Part No.	名称 Description	数量 Qty	备注或适用车型 Remarks Or Serial No.
1	G005783-012030-00	螺栓 M12×30 Bolt M12×30	8	
2	G000093-000012-00	垫圈12 Washer 12	12	
3	RTE355-350300-000	发动机左支座 Engine bracket ,Left	1	Ⓜ Ⓝ
3	RTC355-350300-000	发动机左支座 Engine bracket ,Left	1	Ⓞ Ⓟ
4	G0097P1-000012-00	垫圈12 Washer 12	2	
5	G006171-000012-01	螺母 M12×1.25 Bolt M12×1.25	2	
6	XF250-350500-000	缓冲垫总成 Cushion	2	
7	50DH-300001	垫片 Gasket	2	
8	G005783-012035-00	螺栓M12×35 Bolt M12×35	2	
9	XRF310-350100-000	发动机左支架 Engine mount, Left	1	
10	G005783-010030-00	螺栓 M10×30 Bolt M10×30	6	
11	G000093-000010-00	垫圈 10 Washer 10	6	
12	XRF310-350200-000	发动机右支架 Engine mount, Right	1	
13	RTE355-350400-000	发动机右支座 Engine bracket ,Right	1	Ⓜ Ⓝ
13	RTC355-350400-000	发动机右支座 Engine bracket ,Right	1	Ⓞ Ⓟ

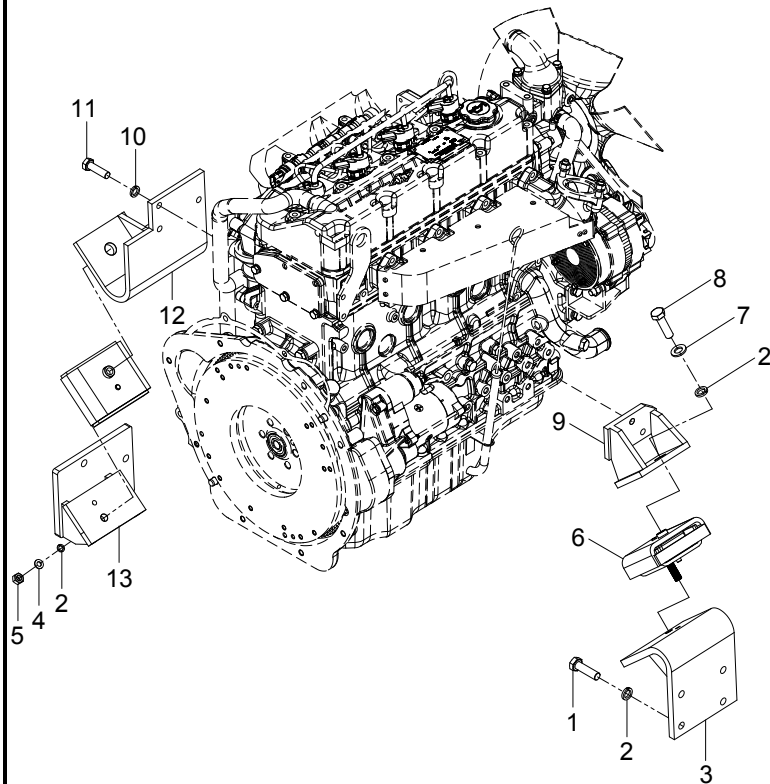
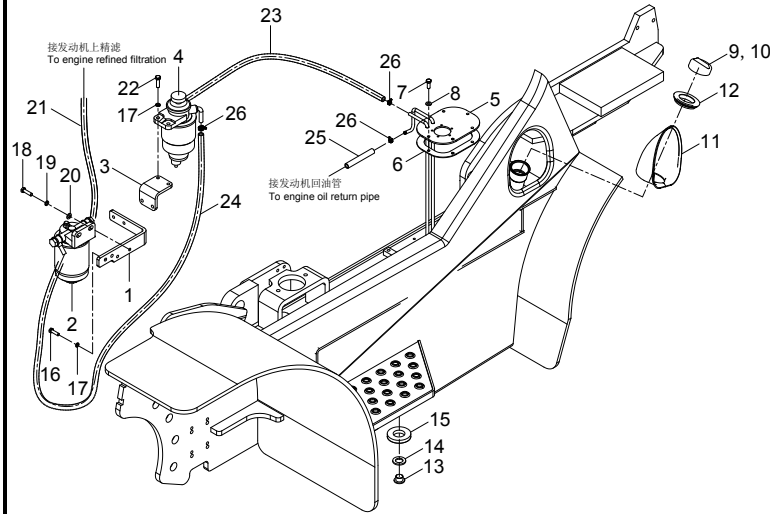


图 23 燃油系统
Fig.23 Fuel system

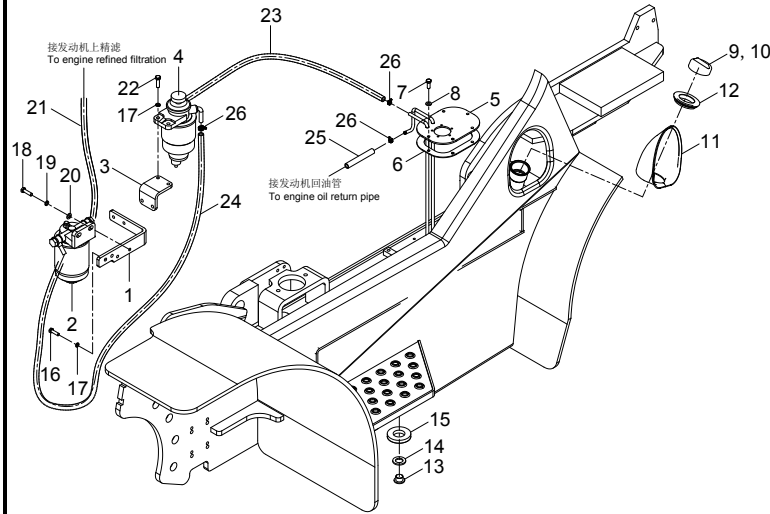
Ⓜ CPCD30/35-XG72E-RT2 Ⓝ CPCD25-XG72E-RT2
Ⓞ CPCD30/35-XG72C-RT4 Ⓟ CPCD25-XG72C-RT4



序号 Item	物料码 Part No.	名称 Description	数量 Qty	备注或适用车型 Remarks Or Serial No.
1	RTE355-340001-000	燃油滤清器支架 Oil filter bracket	1	
2	XR310-344000-000	燃油滤清器 Oil filter	1	
3	RTE355-340002-000	油水分离器支架 Bracket	1	
4	XR310-342000-001	油水分离器 Oil-water separator	1	
5	XB2523-341000-000	燃油箱盖组件 Cover of fuel case assy	1	
6	A300-340001-000	垫 Pad	1	
7	G005783-006016-00	螺栓 M6×16 Bolt M6×16	6	
8	J000982-000006-00	垫圈 6 Washer 6	6	
9	N163-341000-G00	燃油箱盖 Cover of fuel case	1	选配
10	A300-342000-G00	带锁燃油箱盖 Cover of fuel case, with lock	1	标配
11	XF250-340002-000	燃油盖罩 Housing of fuel cover	1	
12	XF250-340003-000	橡胶圈 Rubber gasket	1	
13	N163-340008-000	螺塞 Plug	1	
14	A300-340002-000	垫圈 Washer	1	
15	N163-340002-000	磁铁 Magnetic iron	1	

图 23 燃油系统
Fig.23 Fuel system

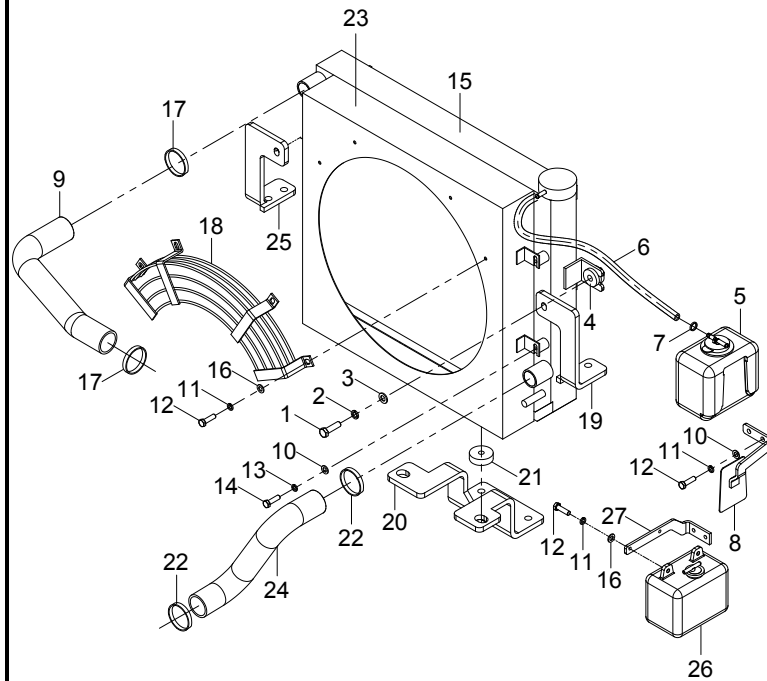
Ⓜ CPCD30/35-XG72E-RT2 Ⓝ CPCD25-XG72E-RT2
Ⓞ CPCD30/35-XG72C-RT4 Ⓟ CPCD25-XG72C-RT4



序号 Item	物料码 Part No.	名称 Description	数量 Qty	备注或适用车型 Remarks Or Serial No.
16	G005783-008020-00	螺栓M8×20 Bolt M8×20	4	
17	G000093-000008-00	垫圈8 Washer 8	6	
18	G005783-010030-00	螺栓 M10×30 Bolt M10×30	2	
19	G000093-000010-00	垫圈10 Washer 10	2	
20	G000096-000010-00	垫圈10 Washer 10	2	
21	RTE355-340003-W00	输油胶管 Φ10×Φ18.5 Rubber pipe	1	
22	G005783-008025-00	螺栓 M8×25 Bolt M8×25	2	
23	RTE355-340004-W00	输油胶管Φ10×Φ18.5 Rubber pipe	1	
24	RTE355-340005-W00	输油胶管 Φ10×Φ18.5 Rubber pipe	1	
25	RTE355-340006-W00	输油胶管 Φ10×Φ18.5 Rubber pipe	1	
26	Q675-18-G00	蜗杆传动式软管环箍18 Clamp 18	8	

图 24 冷却系统
Fig.24 Cooling system

Ⓜ CPCD30/35-XG72E-RT2 Ⓝ CPCD25-XG72E-RT2
Ⓞ CPCD30/35-XG72C-RT4 Ⓟ CPCD25-XG72C-RT4



序号 Item	物料码 Part No.	名称 Description	数量 Qty	备注或适用车型 Remarks Or Serial No.
1	G000096-000010-00	垫圈 10 Washer 10	2	
2	G000093-000010-00	垫圈 10 Washer 10	2	
3	G005783-010045-00	螺栓M10×45 Bolt M10×45	2	
4	XF250-330100-000	缓冲垫 Cushion	2	
5	XF2526-330200-000	膨胀水箱 Reserve box	1	Ⓞ Ⓟ
6	XF250-330003-W00	胶管 (内径 φ8) Rubber pipe (φ8)	1	
7	MB250-330003-000	钢带弹性抱箍 Clamp	2	
8	RTC355-330100-000	膨胀水箱支架 Bracket	1	Ⓞ Ⓟ
9	RTC355-330002-000	散热器进水管 Water inlet pipe	1	
10	G000093-000006-00	垫圈 6 Washer 6	4	
11	G000093-000008-00	垫圈 8 Washer 8	8	Ⓜ Ⓝ
11	G000093-000008-00	垫圈 8 Washer 8	6	Ⓞ Ⓟ
12	G005783-008020-00	螺栓 M8×20 Bolt M8×20	8	Ⓜ Ⓝ
12	G005783-008020-00	螺栓 M8×20 Bolt M8×20	6	Ⓞ Ⓟ
13	G000096-000006-00	垫圈 6 Washer 6	4	

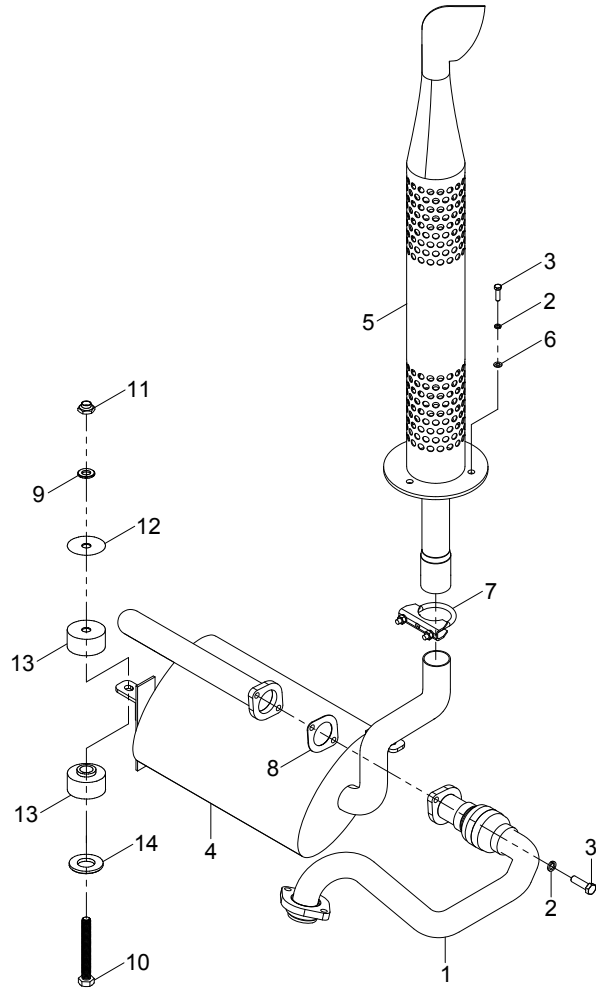
图 24 冷却系统
Fig.24 Cooling system

Ⓜ CPCD30/35-XG72E-RT2 Ⓝ CPCD25-XG72E-RT2
Ⓞ CPCD30/35-XG72C-RT4 Ⓟ CPCD25-XG72C-RT4

序号 Item	物料码 Part No.	名称 Description	数量 Qty	备注或适用车型 Remarks Or Serial No.
14	G005783-006018-00	螺栓 M6×18 Bolt M6×18	4	
15	RTE350-334000-000	散热器总成 Radiator assy	1	
16	G000096-000008-00	垫圈8 Washer 8	6	Ⓜ Ⓝ
16	G000096-000008-00	垫圈8 Washer 8	4	Ⓞ Ⓟ
17	Q672-45-G00	双钢丝式环箍 45 Clamp 45	2	
18	XF2511-333000-000	风扇保护罩 Fan covering	1	
19	RTE355-330006-000	水箱右支架 Water tank right bracket	1	Ⓜ Ⓝ
19	RTC350-330006-000	水箱右支架 Water tank right bracket	1	Ⓞ Ⓟ
20	RTE355-330004-000	水箱下支架 Water tank lower bracke	1	Ⓜ Ⓝ
20	RTC350-330004-000	水箱下支架 Water tank lower bracke	1	Ⓞ Ⓟ
21	30HB-330004A	垫块 Cushion	2	
22	Q672-42-G00	双钢丝式环箍 42 Clamp 42	2	
23	RTE355-332000-000	护风圈总成 Fan shroud assy	1	
24	RTC355-330003-000	散热器出水管 Water outlet pipe	1	
25	RTE355-330005-000	水箱左支架 Water tank left bracket	1	Ⓜ Ⓝ

图 25 排气系统
Fig.25 Exhaust system

Ⓜ CPCD30/35-XG72E-RT2 Ⓝ CPCD25-XG72E-RT2
Ⓞ CPCD30/35-XG72C-RT4 Ⓟ CPCD25-XG72C-RT4



序号 Item	物料码 Part No.	名称 Description	数量 Qty	备注或适用车型 Remarks Or Serial No.
1	RTE355-321000-000	排气管总成 Exhaust pipe assy	1	Ⓜ Ⓝ
1	RTC355-321000-000	排气管总成 Exhaust pipe assy	1	Ⓞ Ⓟ
2	G000093-000010-00	垫圈 10 Washer 10	5	
3	G005783-010025-01	螺栓 M10×25 Bolt M10×25	5	
4	RTE353-322000-000	消声器总成 Muffler	1	Ⓜ Ⓝ
4	RTC353-322000-000	消声器总成 Muffler	1	Ⓞ Ⓟ
5	RTE350-323000-001	排气尾管 Exhaust pipe	1	
6	G0097P1-000010-00	垫圈10 Washer 10	3	
7	R9615-323000-000	抱箍 Clamp	1	
8	3E-130001	垫片 Shim	1	
9	G000096-000008-00	垫圈 8 Washer 8	2	
10	A309-320001-000	螺栓 Bolt	2	
11	G001337-000008-00	螺母 M8 Nut8 M8	2	
12	A309-320002-000	垫圈 Washer	2	
13	A309-320003-000	缓冲垫 Cushion	4	

第四部分 车身系统目录

PART IV Vehicle body system contents

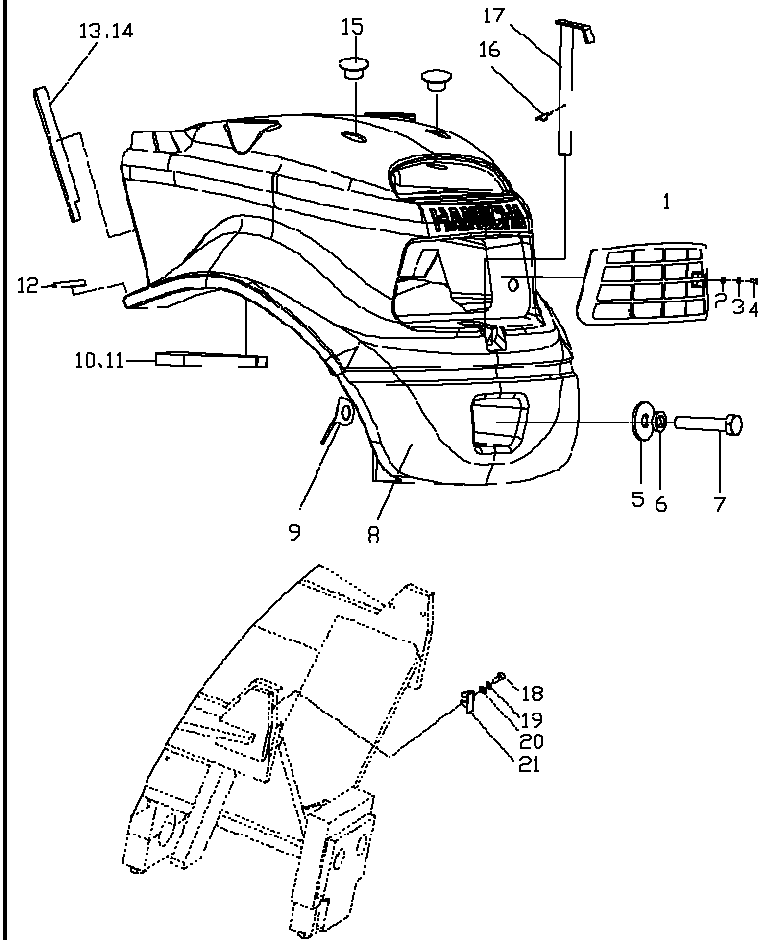
- | | | | |
|-----------------------|-----------------------|-----------------------|--------------------|
| Ⓐ CPCD30/35-XW43E-RT | Ⓑ CPCD30/35-XW33E-RT | Ⓒ CPCD25-XW43E-RT | Ⓓ CPCD25-XW33E-RT |
| Ⓔ CPCD30/35-XW33C-RT4 | Ⓕ CPCD25-XW33C-RT4 | Ⓖ CPCD30/35-XW43C-RT4 | Ⓗ CPCD25-XW43C-RT4 |
| Ⓘ CPCD30/35-XW98C-RT4 | Ⓣ CPCD30/35-XW98E-RT2 | Ⓚ CPCD25-XW98C-RT4 | Ⓛ CPCD25-XW98E-RT2 |
| Ⓜ CPCD30/35-XG72E-RT2 | Ⓝ CPCD25-XG72E-RT2 | Ⓢ CPCD30/35-XG72C-RT4 | Ⓟ CPCD25-XG72C-RT4 |

序号 Item	名称 Description	适用车型 Serial No.	页码 Page
图 1 Fig. 1	平衡重总成 Counter balance assy	全部车型 All models of truck	4-1
图 2 Fig. 2	标示 Nameplate	全部车型 All models of truck	4-4
图 3-1 Fig. 3-1	座椅总成 Seat assy	全部车型 All models of truck	4-8
图 3-2 Fig. 3-2	座椅总成 Seat assy	全部车型 All models of truck	4-9
图 3-3 Fig. 3-3	座椅总成 Seat assy	全部车型 All models of truck	4-10
图 4 Fig. 4	车身系统 Truck body system	全部车型 All models of truck	4-11
图 5 Fig. 5	机罩总成 Hood assy	全部车型 All models of truck	4-16
图 6 Fig. 6	机罩及底板总成 Hood and floor board assy	全部车型 All models of truck	4-18
图 7 Fig. 7	锁扣总成 Lock assy	全部车型 All models of truck	4-22
图 8 Fig. 8	CE 锁扣总成 CE Lock assy	仅出口欧洲车专用或选配 Only for Europe special or option	4-23

序号 Item	名称 Description	适用车型 Serial No.	页码 Page
图 9 Fig. 9	仪表架及护顶架总成 Instrument rack and roof support assembly	全部车型 All models of truck	4-24

图 1 平衡重总成
Fig.1 Counter balance assy

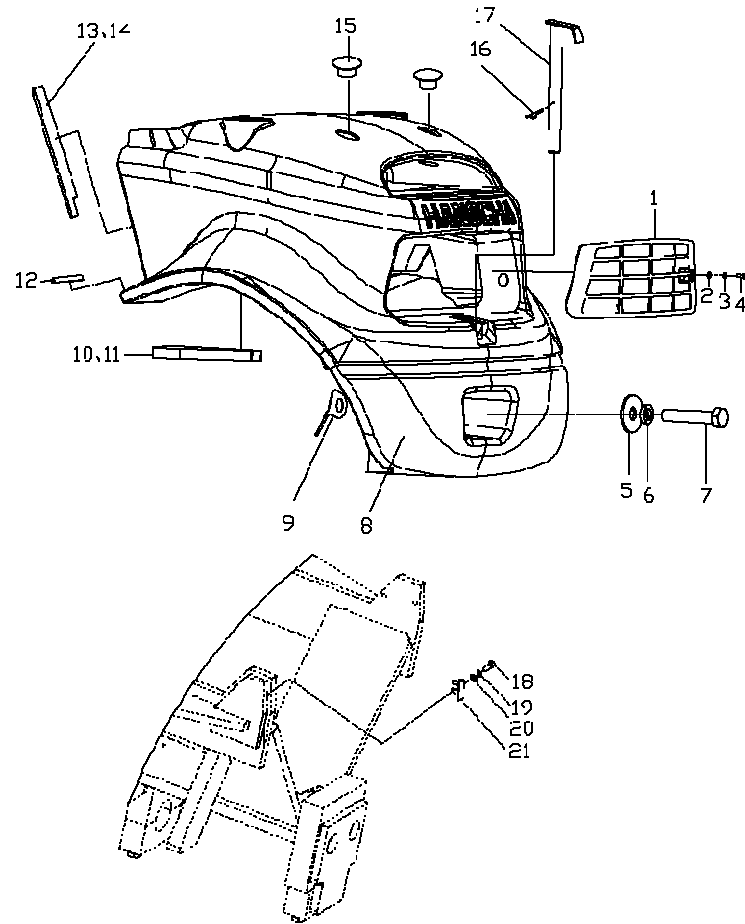
全部车型
All models of truck



序号 Item	物料码 Code No.	名称 Description	数量 Qty	备注或适用车型 Remarks Or Serial No.
1	RTE350-010100-000	平衡重网罩 Mesh enclosure	1	
2	G000096-000008-00	垫圈 8 Washer 8	2	
3	G00093-000008-00	垫圈 8 Washer 8	2	
4	G005783-010020-00	螺栓 M8×20 Towing pin M8×20	2	
5	R450-010002-000	垫圈 Washer	2	
6	G007244-000036-00	垫圈 36 Washer 36	2	
7	G005782-036180-00	螺栓 M36×180 Towing pin M36×180	2	(A) (B) (C) (D) (J) (L) (M) (N)
7	G005782-036180-00	螺栓 M36×230 Towing pin M36×180	2	(E) (F) (G) (H) (I) (K) (O) (P)
8	RTE200-010001-000	平衡重 Counter balance	1	2t
8	RTC200-010001-000	平衡重 Counter balance	1	2t
8	RTE250-010001-000	平衡重 Counter balance	1	2.5t (C) (D) (L) (N)
8	RTC250-010001-000	平衡重 Counter balance	1	2.5t (F) (H) (K) (P)
8	RTE300-010001-000	平衡重 Counter balance	1	3t (A) (B) (J) (M)
8	RTC300-010001-000	平衡重 Counter balance	1	3t (E) (G) (I) (O)
8	RTE350-010001-000	平衡重 Counter balance	1	3.5t (A) (B) (J) <2020-04-30

图1 平衡重总成
Fig.1 Counter balance assy

全部车型
All models of truck



序号 Item	物料码 Code No.	名称 Description	数量 Qty	备注或适用车型 Remarks Or Serial No.
8	RTE350-010001-001	平衡重 Counter balance	1	3.5t (A) (B) (J) (M) ≥2020-04-30
8	RTC350-010001-000	平衡重 Counter balance	1	3.5t (E) (G) (I) (M)
9	R450-010003-000	调整垫片 Adjust shim	2	
10	RTE350-010005-000	左密封垫 Left seal	1	
11	RTE350-010006-000	右密封垫 Right seal	1	
12	RTE350-010002-000	密封条 Seal	2	
13	RTE350-010003-000	左密封条 Left seal	1	(A) (B) (C) (D) (J) (L) (M) (N)
13	RTC350-010003-000	左密封条 Left seal	1	(E) (F) (G) (H) (I) (K) (O) (P)
14	RTE350-010004-000	右密封条 Right seal	1	(A) (B) (C) (D) (J) (L) (M) (N)
14	RTC350-010004-000	右密封条 Right seal	1	(E) (F) (G) (H) (I) (K) (O) (P)
15	N163-010002-000	塞子 Plug	2	
16	XB450-010005-000	锁销 Pin	1	
17	RTE350-011000-000	牵引销 Towing pin	1	
18	G005783-010020-00	螺栓 M10×20 Towing pin M10×20	4	
19	G000093-000010-00	垫圈 10 Washer 10	4	

图2 标示
Fig.2 Nameplate

全部车型
All models of truck

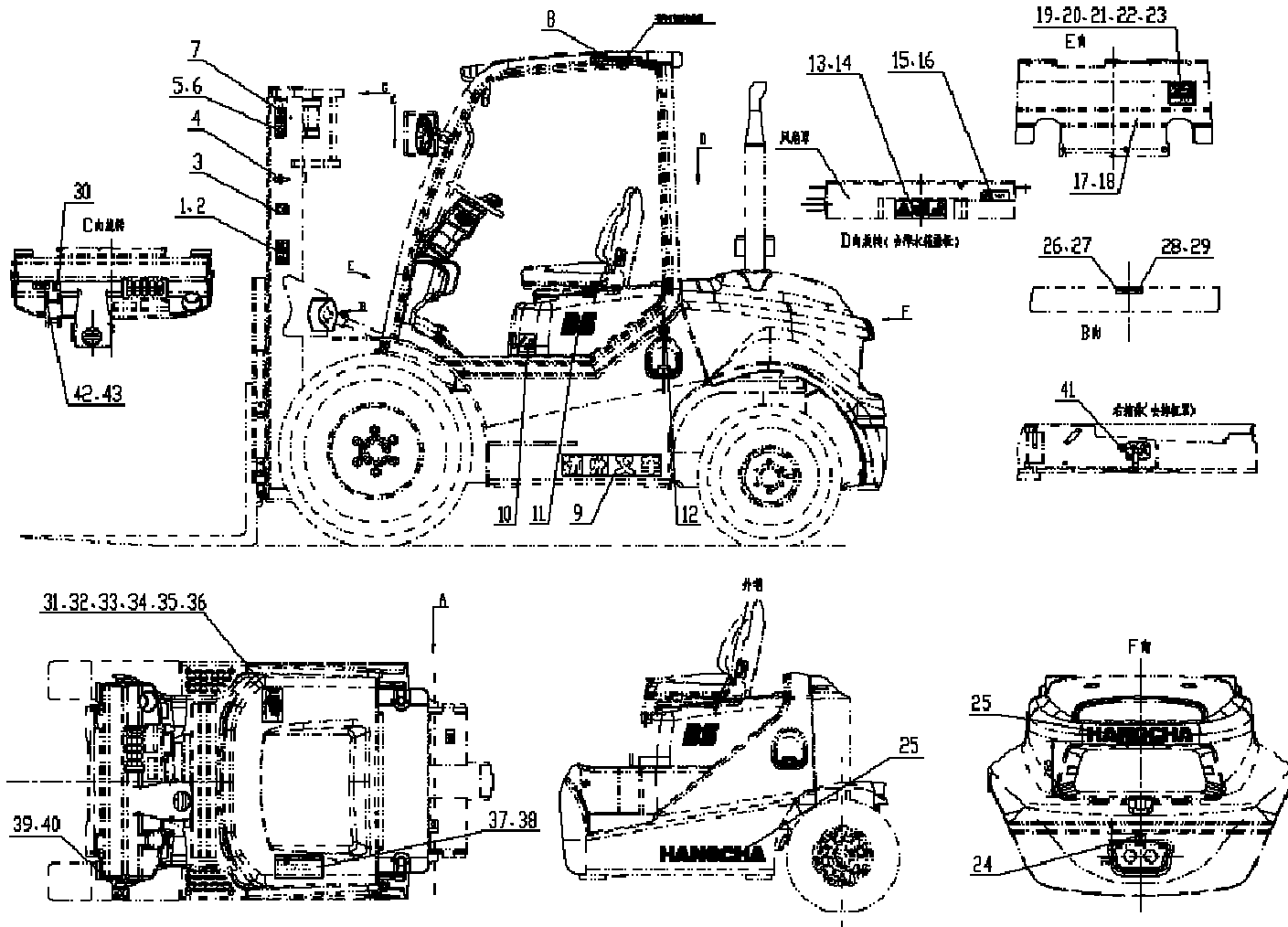
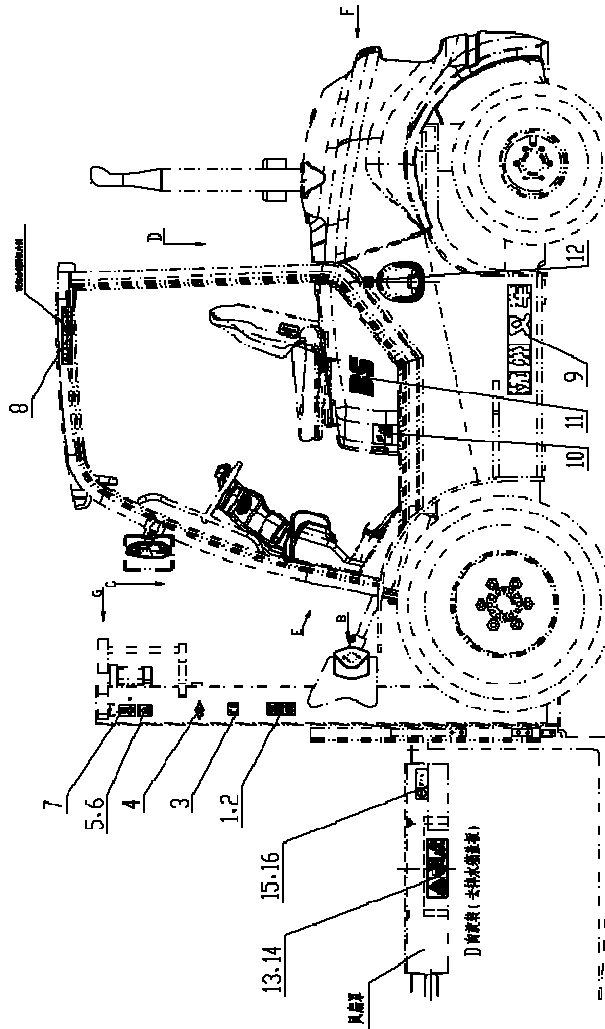


图2 标示
Fig.2 Nameplate

全部车型
All models of truck



序号 Item	物料码 Code No.	名称 Description	数量 Qty	备注或适用车型 Remarks Or Serial No.
1	R960-020049-001	操纵标签 1 Operation label 1	2	
2	R960-020032-001	操纵标签 1 Operation label1	2	
3	R960-020012-001	驻车制动标签 Parking braking label	2	
4	R960-020059-W00	HC 标志 HC label	1	
5	R960-020012-001	起吊标签 Lift label	1	
6	R960-020012-001	起吊标签 Lift label	1	
7	R960-020012-001	起吊标签 Lift label	2	
8	R960-020027-001	安全带标签 Safe belt label	1	
9	N163-020001-000	字样标签 Script label	2	
10	XF250-020014-001	机罩打开标签 Hood open label	1	
11	XF350-020011-001	吨位标签 Label	2	
12	R960-020028-001	柴油标签 Diesel oil label	1	柴油叉车选用
13	R960-020040-001	切手危险标签 Hand cut risk label	1	内销
14	R960-020034-001	切手危险标签 Hand cut risk label	1	外销
15	R960-020016-001	防冻液标签 Antifreeze label	1	内销

图2 标示
Fig.2 Nameplate

全部车型
All models of truck

序号 Item	物料码 Code No.	名称 Description	数量 Qty	备注或适用车型 Remarks Or Serial No.
31, 32, 33, 34, 35, 36	31 XF350-020005-001	载荷曲线标牌 Load label	1	内销
	32 XF350-020006-001	载荷曲线标牌 Load label	1	内销
	33 XF350-020007-001	载荷曲线标牌 Load label	1	内销
	34 XF350-020008-001	载荷曲线标牌 Load label	1	外销
	35 XF350-020009-001	载荷曲线标牌 Load label	1	外销
39, 40	36 XF350-020010-001	载荷曲线标牌 Load label	1	外销
	37 R960-020029-001	警告标签 Warn label	1	内销
	38 R960-020009-001	警告标签 Warn label	1	外销
	39 RTE350-020006-000	轮胎气压标签 Type pressure label	1	外销充气胎
	40 RTE350-020007-000	轮胎气压标签 Type pressure label	1	内销充气胎
41	41 R960-020011-001	液压油标签 Hydraulic oil label	1	
42, 43	42 R960-020007-001	操纵标签 1 Operation label 1		外销液力车
30	43 R960-020039-001	操纵标签 1 Operation label 1		内销液力车

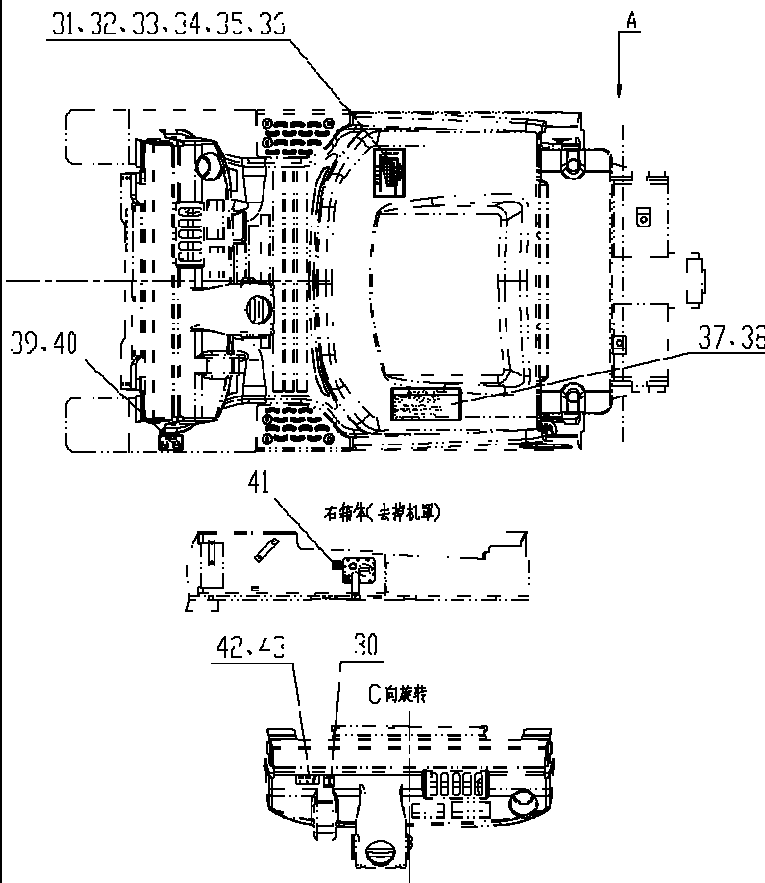
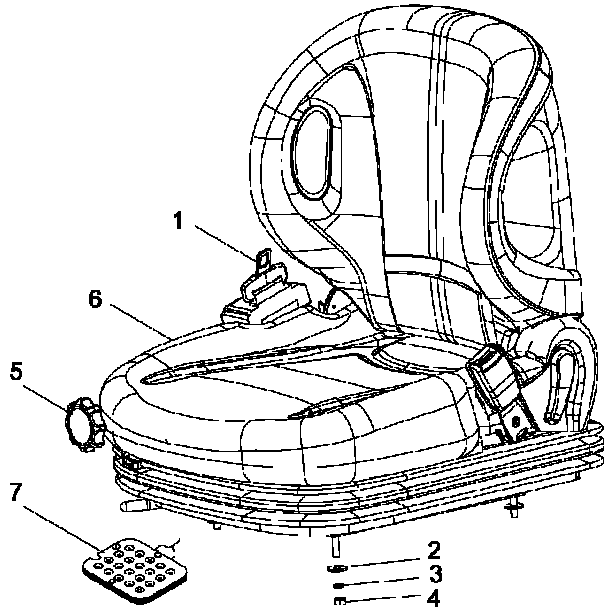


图 3-2 座椅总成
Fig.3-2 Seat assy

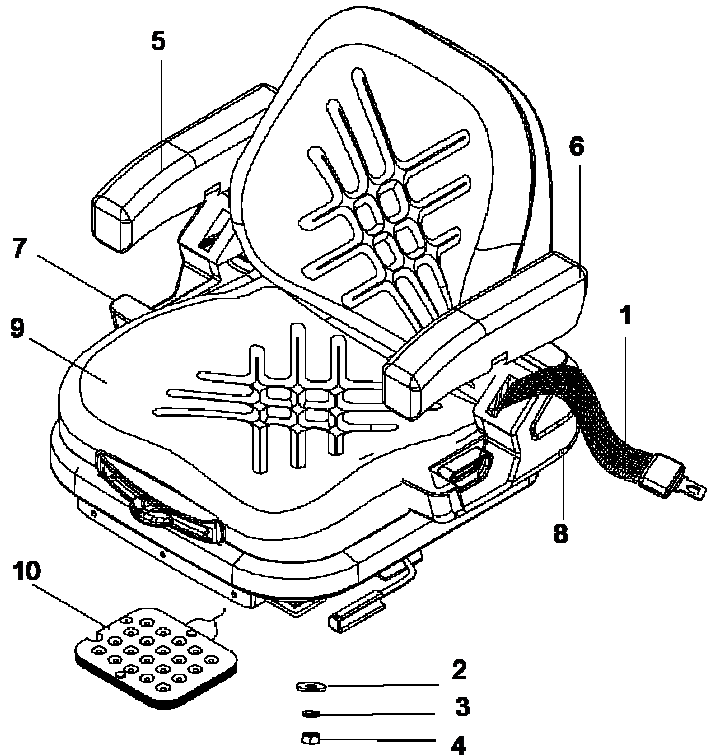
全部车型
All models of truck



序号 Item	物料码 Part NO.	名称 Description	数量 Qty	备注或适用车型 Remarks Or Serial NO.
A	XF250-030000-G09	座椅总成,带减震, Seat assy, With damping	1	包含/INC:1-6
A	XF250-030000-G12	座椅总成,带减震, Seat assy, With damping	1	包含/INC:1-7
1	XF250-030001-W00	安全带 Seat belt	1	
2	G000096-000008-00	垫圈 8 Washer 8	4	
3	G000093-000008-00	垫圈 8 Washer 8	4	
4	G006170-008016-00	螺母 M8 Nut M8	4	
5	F38-03	手轮 Hand wheel	1	
6	NO PART NO.	座椅 Seat	1	
7	XF250-030100-W00	传感器 sensor	1	OPS 系统/System

图 3-3 座椅总成
Fig.3-3 Seat assy

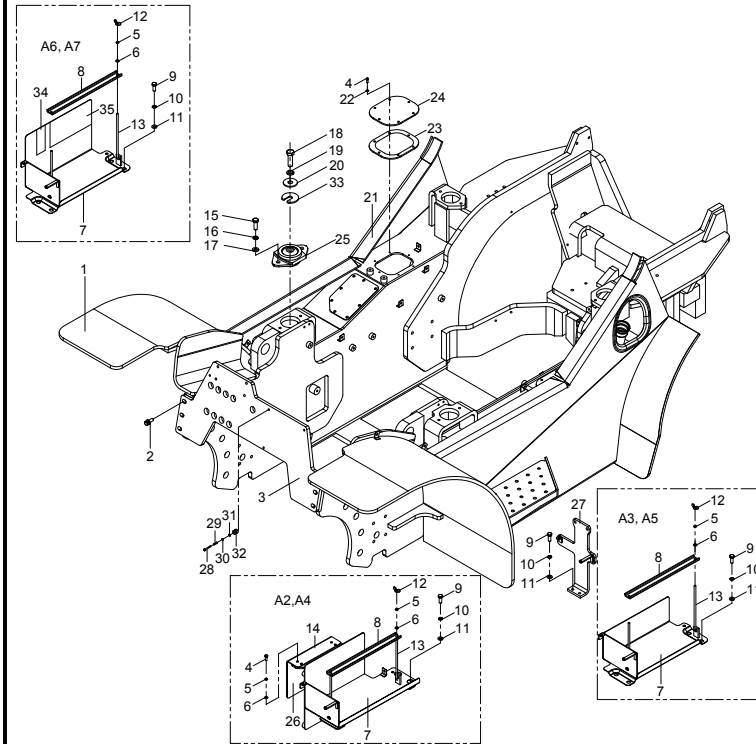
全部车型
All models of truck



序号 Item	物料码 Part NO.	名称 Description	数量 Qty	备注或适用车型 Remarks Or Serial NO.
A	XF250-030000-G29	座椅总成,带减震, Seat assy, With damping	1	包含/INC:1-9
A	XF250-030000-G32	座椅总成,带减震, Seat assy, With damping	1	INC:1-10
1	XF250-030300-W30	安全带 Seat belt	1	
2	G000096-000008-00	垫圈 8 Washer 8	4	
3	G000093-000008-00	垫圈 8 Washer 8	4	
4	G006170-000080-00	螺母 M8 Nut M8	4	
5	XF250-030001-W30	右扶手 Right handrail	1	配对购买 Pairing buy
6	XF250-030002-W30	左扶手 Left handrail	1	
7	XF250-030003-W30	右护套 Right sheath	1	配对购买 Pairing buy
8	XF250-030004-W30	左护套 Left sheath	1	
9	NO PART NO.	座椅 Seat	1	
10	XF250-030005-W30	传感器 sensor	1	OPS 系统/System

图4 车身系统
Fig.4 Truck body system

全部车型
All models of truck



序号 Item	物料码 Part NO.	名称 Description	数量 Qty	备注或适用车型 Remarks Or Serial NO.
1	RTE250-410000-000	车架 Truck frame	1	Ⓒ Ⓓ <2020-07-06
1	RTE250-410000-001	车架 Truck frame	1	Ⓒ Ⓓ Ⓔ ≥2020-07-06
1	RTE350-410000-000	车架 Truck frame	1	Ⓐ Ⓑ <2020-07-06
1	RTE350-410000-001	车架 Truck frame	1	Ⓐ Ⓑ Ⓜ ≥2020-07-06
1	RTC250-410000-000	车架 Truck frame	1	Ⓕ Ⓖ <2020-07-06
1	RTC250-410000-001	车架 Truck frame	1	Ⓕ Ⓖ Ⓟ ≥2020-07-06
1	RTC350-410000-000	车架 Truck frame	1	Ⓔ Ⓒ <2020-07-06
1	RTC350-410000-001	车架 Truck frame	1	Ⓔ Ⓒ Ⓢ ≥2020-07-06
1	RTC354-410000-000	车架 Truck frame	1	Ⓘ
1	RTE354-410000-000	车架 Truck frame	1	Ⓙ
1	RTC254-410000-000	车架 Truck frame	1	Ⓚ
1	RTE254-410000-000	车架 Truck frame	1	Ⓛ
2	A300-400100-000	螺栓组件M12×30 Bolt M12×30	6	
3	RTE350-401000-000	横梁组件 Beam assy	1	
A1	RTE350-440000-000	电瓶盒总成 Battery box assy	1	ⓑ Ⓣ 包含 INC:5-13

图4 车身系统
Fig.4 Truck body system

全部车型
All models of truck

序号 Item	物料码 Part NO.	名称 Description	数量 Qty	备注或适用车型 Remarks Or Serial NO.
A2	RTE353-440000-000	电瓶盒总成 Battery box assy	1	Ⓐ Ⓒ 包含 INC:4-8,12-14,26
A3	RTC350-440000-000	电瓶盒总成 Battery box assy	1	Ⓔ Ⓕ 包含 INC:5-13
A4	RTC353-440000-000	电瓶盒总成 Battery box assy	1	Ⓖ Ⓗ 包含 INC:4-8,12-14,26
A5	RTC354-440000-000	电瓶盒总成 Battery box assy	1	Ⓘ Ⓝ Ⓚ Ⓛ 包含 INC:5-13,
A6	RTC355-440000-000	电瓶盒总成 Battery box assy	1	Ⓞ
A7	RTE355-440000-000	电瓶盒总成 Battery box assy	1	Ⓜ Ⓝ Ⓟ
4	G005783-006016-01	螺栓 M6×16 Bolt M6×16	10	Ⓐ Ⓒ Ⓖ Ⓗ
4	G005783-006016-01	螺栓 M6×16 Bolt M6×16	6	Ⓑ Ⓓ Ⓘ Ⓝ Ⓚ Ⓛ
5	G000093-000006-00	垫圈6 Washer 6	6	Ⓐ Ⓒ Ⓖ Ⓗ
5	G000093-000006-00	垫圈6 Washer 6	2	Ⓑ Ⓓ Ⓘ Ⓝ Ⓚ Ⓛ Ⓜ Ⓝ Ⓟ
6	G0097P1-000006-00	垫圈6 Washer 6	6	Ⓐ Ⓒ Ⓖ Ⓗ
6	G0097P1-000006-00	垫圈6 Washer 6	2	Ⓑ Ⓓ Ⓘ Ⓝ Ⓚ Ⓛ Ⓜ Ⓝ Ⓟ
7	RTE350-441000-000	电瓶盒托架组件 Battery box bracket assy	1	Ⓑ Ⓓ
7	RTE353-441000-000	电瓶盒托架组件 Battery box bracket assy	1	Ⓐ Ⓒ
7	RTC350-441000-000	电瓶盒托架 Battery box bracket	1	Ⓔ Ⓕ

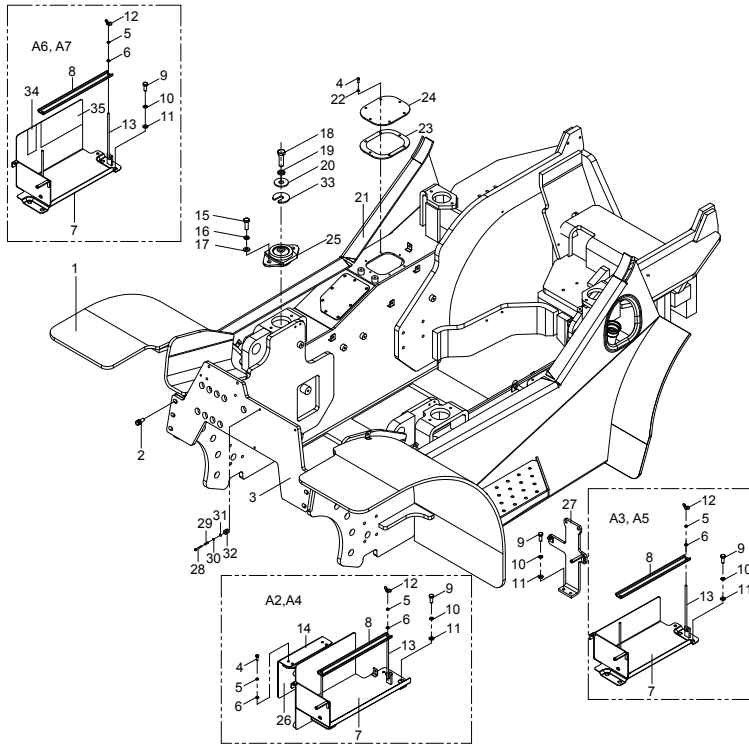
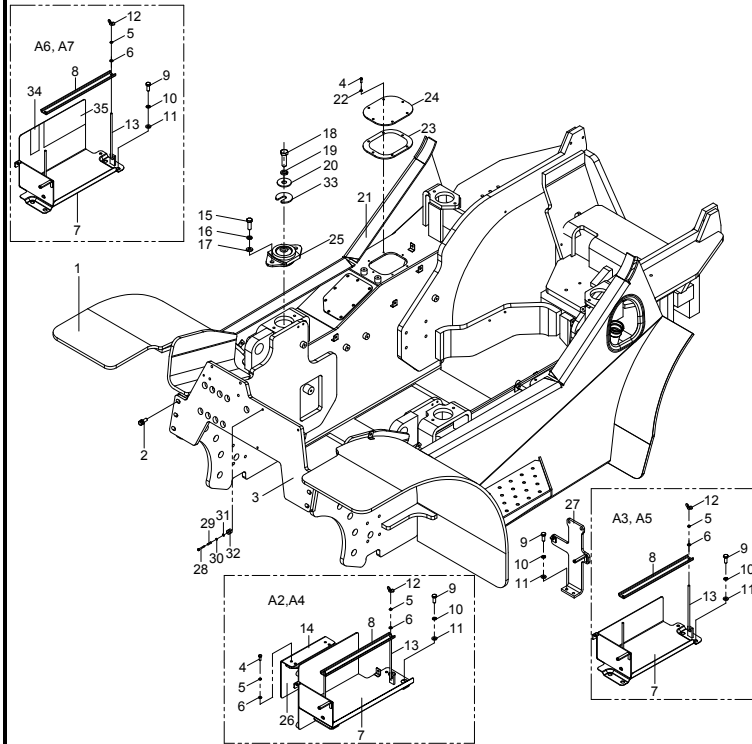


图4 车身系统
Fig.4 Truck body system

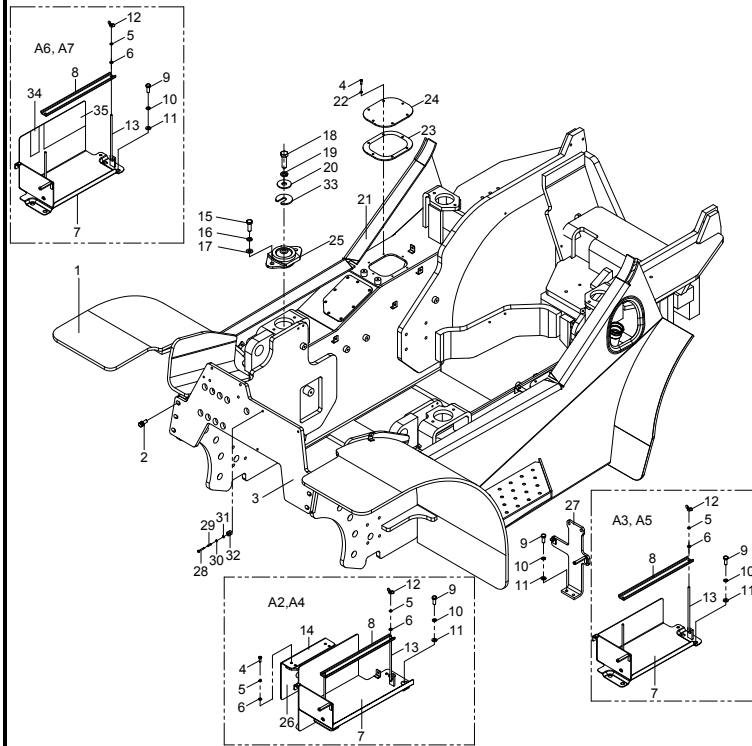
全部车型
All models of truck



序号 Item	物料码 Part NO.	名称 Description	数量 Qty	备注或适用车型 Remarks Or Serial NO.
7	RTC353-441000-000	电瓶盒托架 Battery box bracket	1	Ⓒ Ⓓ
7	RTC354-441000-000	电瓶盒托架 Battery box bracket	1	Ⓘ Ⓝ Ⓚ Ⓛ
7	RTE355-441000-000	电瓶盒托架 Battery box bracket	1	Ⓜ Ⓝ Ⓟ
8	MB250-440001-000	角钢 Angle iron	1	
9	G005783-008020-00	螺栓 M8×20 Bolt M8×20	3	
9	G005783-008020-00	螺栓 M8×20 Bolt M8×20	6	Ⓘ Ⓝ Ⓚ Ⓛ
9	G005783-008020-00	螺栓 M8×20 Bolt M8×20	4	Ⓜ Ⓝ Ⓟ
10	G000093-000008-00	垫圈 8 Washer 8	3	
10	G000093-000008-00	垫圈 8 Washer 8	6	Ⓘ Ⓝ Ⓚ Ⓛ
10	G000093-000008-00	垫圈 8 Washer 8	4	Ⓜ Ⓝ Ⓟ
11	G0097P1-000008-00	垫圈 8 Washer 8	3	
11	G0097P1-000008-00	垫圈 8 Washer 8	6	Ⓘ Ⓝ Ⓚ Ⓛ
11	G0097P1-000008-00	垫圈 8 Washer 8	4	Ⓜ Ⓝ Ⓟ
12	G000062-000006-00	螺母 M6 Nut M6	2	
13	N163-440001-000	拉杆 Pull rod	2	

图4 车身系统
Fig.4 Truck body system

全部车型
All models of truck



序号 Item	物料码 Part NO.	名称 Description	数量 Qty	备注或适用车型 Remarks Or Serial NO.
14	R300-442000-000	隔热板 Insulation Plate	1	Ⓐ Ⓒ Ⓔ Ⓕ
15	G005783-010030-00	螺栓 M10×30 Bolt M10×30	8	
16	G000093-000010-00	垫圈 10 Washer10	8	
17	G0097P1-000010-00	垫圈 10 Washer 10	8	
18	G005783-014045-00	螺栓 M14×45 Bolt M14×45	4	
19	G000093-000008-00	垫圈 14 Washer 14	4	
20	G000096-000014-00	垫圈 14 Washer 14	4	
21	RTE350-400001-001	密封条 Seal Strip	2	
22	J000982-000006-00	垫圈 6 Washer 6	6	
23	A300-340001-000	垫 Mat	1	
24	XB452-400002-000	盖板 Cover plate	1	
25	X700-400100-000	护顶架减震垫总成 Damping pad assy	4	
26	RTC353-440002-000	隔热垫 Insulation Pads	1	Ⓐ Ⓒ Ⓔ Ⓕ
27	RTE354-400200-000	控制盒安装支架组件 Mounting bracket as-control box	1	Ⓙ Ⓛ
27	RTC354-400200-000	控制盒安装支架组件 Mounting bracket as-control box	1	Ⓜ Ⓨ

图5 机罩总成
Fig.5 Hood assy

全部车型
All models of truck

序号 Item	物料码 Part NO.	名称 Description	数量 Qty	备注或适用车型 Remarks Or Serial NO.
	1	油杯盖 Oil cover	1	
	2	左护罩 Left cover	1	
	3	扣子 Buckle	2	
	4	后护罩 Rear cover	1	
	5	螺钉组件 Bolt	10	
	6	支架 Bracket	1	
	7	右护罩 Right cover	1	
	8	螺栓组合件 M5×16 Bolt M5×16	3	
	9	前护罩 Front cover	1	
	10	螺栓组合件 M4×25 Bolt M4×25	2	
	11	杯子 cup	1	标配 Standard
	11	杯子 cup	1	用于驾驶室车 For Cab forklift
	12	开关后罩 Switch rear cover	1	A B C D J L M N
	12	开关后罩 Switch rear cover	1	E F G H I K O P
	13	开关前罩 Switch front cover	1	A B C D J L M N

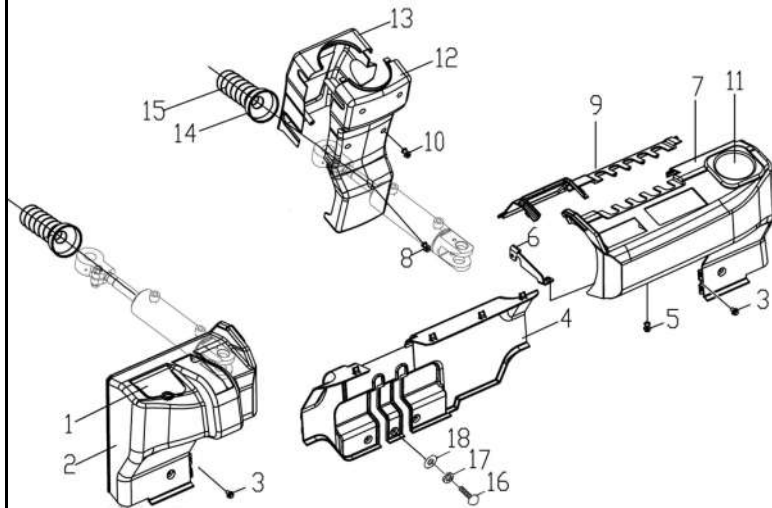


图5 机罩总成
Fig.5 Hood assy

全部车型
All models of truck

序号 Item	物料码 Part NO.	名称 Description	数量 Qty	备注或适用车型 Remarks Or Serial NO.
	13	开关前罩 Switch front cover	1	E F G H I K O P
	14	蜗杆传动式软管环箍 108 Hose hoop 108	2	
	15	活塞杆护套 hydro-cylinder sheath	2	
	16	螺钉 M6×12 Screw M6×12	1	
	17	垫圈6 Washer 6	1	
	18	垫圈6 Washer 6	1	

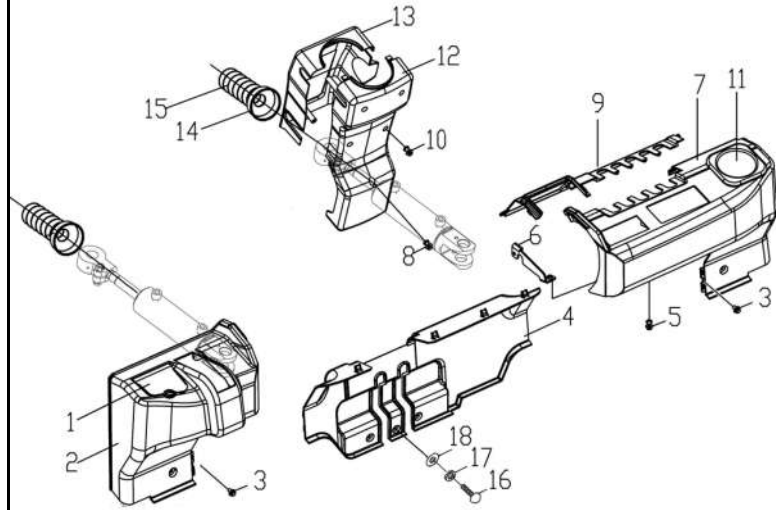


图6 机罩及底板总成
Fig.6 Hood and floor board assy

全部车型
All models of truck

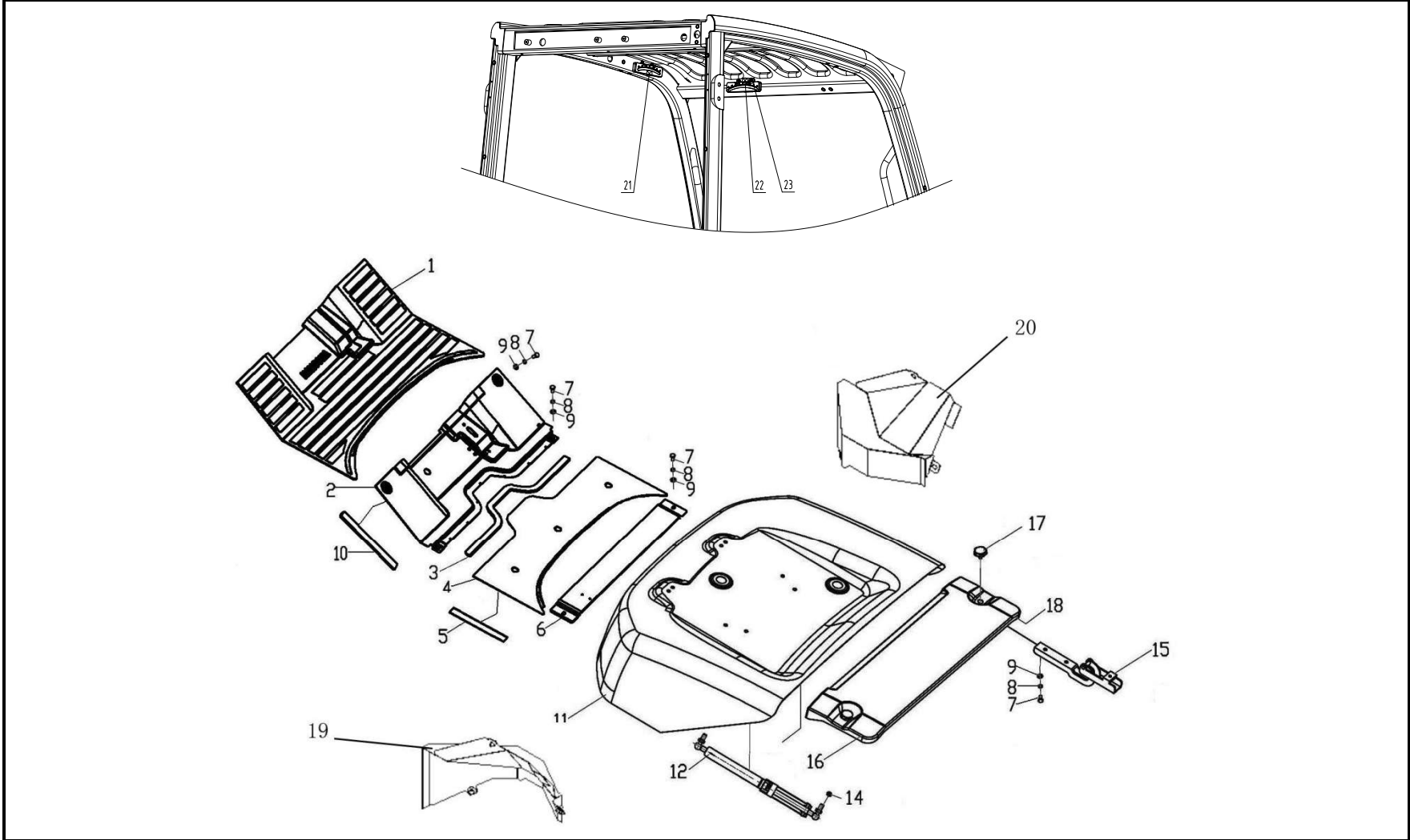


图6 机罩及底板总成
Fig.6 Hood and floor board assy

全部车型
All models of truck

序号 Item	物料码 Part NO.	名称 Description	数量 Qty	备注或适用车型 Remarks Or Serial NO.
1	RTE350-430001-000	踏板垫 Pedal pad	1	ⓑ ⓓ ⓔ ⓕ ⓑ ⓓ ⓔ ⓕ Ⓛ Ⓜ Ⓝ Ⓞ Ⓟ
1	RTE353-430001-000	踏板垫 Pedal pad	1	Ⓐ Ⓒ Ⓔ Ⓕ
2	RTE350-431000-000	前底板结合件 Floor board	1	ⓑ ⓓ ⓔ ⓕ ⓑ ⓓ ⓔ ⓕ Ⓛ Ⓜ Ⓝ Ⓞ Ⓟ
2	RTE353-431000-000	前底板结合件 Floor board	1	Ⓐ Ⓒ Ⓔ Ⓕ
3	RTE350-430002-000	密封条 Seal Strip	1	
4	RTE350-432000-000	后底板结合件 Bear board	1	
5	RTE350-430003-000	橡胶垫 Rubber	1	
6	RTE350-430005-000	支撑板 Pillar	1	
7	G005783-008020-00	螺栓 M8×20 Bolt M8×20	8	
7	G005783-008020-00	螺栓 M8×20 Bolt M8×20	14	ⓔ ⓕ ⓑ ⓓ ⓔ ⓕ Ⓛ Ⓜ Ⓝ Ⓞ Ⓟ Ⓟ
8	G000093-000008-00	垫圈 8 Washer 8	10	
8	G000093-000008-00	垫圈 8 Washer 8	16	ⓔ ⓕ ⓑ ⓓ ⓔ ⓕ Ⓛ Ⓜ Ⓝ Ⓞ Ⓟ Ⓟ
9	G0097P1-000008-00	垫圈8 Washer 8	10	
10	RTE350-430004-000	橡胶垫 Rubber	1	
11	XF250-433000-000	机罩组件 Hood assy	1	

图6 机罩及底板总成
Fig.6 Hood and floor board assy

全部车型
All models of truck

序号 Item	物料码 Part NO.	名称 Description	数量 Qty	备注或适用车型 Remarks Or Serial NO.
11	XF250-433000-800	机罩组件 Hood assy	1	For CE
12	XF250-430003-G00	气弹簧 Air spring	2	
13	G0097P1-000008-00	垫圈 8 Washer 8	18	
14	G006177-000008-00	螺母 M8 Nut M8	2	
15	XF250-434000-000	铰链总成 Gemel	2	
16	XF250-430002-000	水箱盖板 Cover plate	1	(A) (B) (C) (D) (J) (L) (M) (N)
16	RTC350-430001-000	水箱盖板 Cover plate	1	(G) (H)
16	RTC350-430310-000	水箱盖板组件 Cover plate	1	(E) (F) (I) (K) (O) (P)
17	N163-430004-000	拧紧螺栓 Bolt	2	
18	RTC350-430302-000	密封条 Seal Strip	1	(E) (F) (I) (K) (O) (P)
18	XF250-430006-000	密封条 Seal Strip	1	除外/Except (E) (F) (I) (K) (O) (P)
18	XF250-430005-000	密封条 Seal Strip	1	除外/Except (E) (F) (I) (K) (O) (P)
18	XF250-430008-000	密封条 Seal Strip	1	除外/Except (E) (F) (I) (K) (O) (P)
19	RTC350-431000-000	左封板总成 Left panel assembly		(E) (F) (G) (H) (I) (K) (O) (P)
20	RTC350-432000-000	右封板总成 Right panel assembly		(E) (F) (G) (H) (I) (K) (O) (P)

图6 机罩及底板总成
Fig.6 Hood and floor board assy

全部车型
All models of truck

序号 Item	物料码 Part NO.	名称 Description	数量 Qty	备注或适用车型 Remarks Or Serial NO.
21	RTE350-430202-000	气泡角度仪 Bubble goniometer	2	≥2020-04-08
22	RTE350-430201-000	支架板 Support plate	1	≥2020-04-08
23	G907408-005012-00	螺钉组合件 M5×12 Screw assy M5 × 12	6	≥2020-04-08

图9 仪表架及护顶架总成
Fig.9 Instrument rack and roof support assembly

全部车型
All models of truck

	序号 Item	物料码 Part No.	名称 Description	数量 Qty	备注或适用车型 Remarks Or Serial No.
	A1	RTC350-420000-500	仪表架及护顶架总成 Instrument rack and roof support assy	1	Ⓐ Ⓑ Ⓒ Ⓓ Ⓔ Ⓕ Ⓖ Ⓗ <2020-07-06 包含 INC:1-12
	A1	RTC354-420000-500	仪表架及护顶架总成 Instrument rack and roof support assy	1	Ⓐ Ⓑ Ⓒ Ⓓ Ⓔ Ⓕ Ⓖ Ⓗ ≥2020-07-06 包含 INC:1-12
	A1	RTC354-420000-500	仪表架及护顶架总成 Instrument rack and roof support assy	1	Ⓘ Ⓝ Ⓟ Ⓡ Ⓢ Ⓣ Ⓟ 包含 INC:1-12
	1	RTC350-421000-W00	仪表架 Instrument rack	1	
	2	RTC350-422000-W00	左侧框架 Left side frame	1	
	3	RTC350-423000-W00	右侧框架 Right side frame	1	
	4	RTC350-420001-W00	顶棚板 Ceiling panel	1	
	5	RTC350-420003-W00	挡水板 Baffle plate	2	
	6	RTC350-420011-W00	顶棚前横梁 Roof front cross member	1	
	7	RTC350-420010-W00	玻璃挡板 Glass baffle	1	
	8	RTC350-424000-W00	后横梁 Rear crossbeam	1	
	9	RTC350-420005-W00	管 Tube	1	

第五部分 操纵系统目录

Part V Control system contents

- | | | | |
|-----------------------|-----------------------|-----------------------|--------------------|
| Ⓐ CPCD30/35-XW43E-RT | Ⓑ CPCD30/35-XW33E-RT | Ⓒ CPCD25-XW43E-RT | Ⓓ CPCD25-XW33E-RT |
| Ⓔ CPCD30/35-XW33C-RT4 | Ⓕ CPCD25-XW33C-RT4 | Ⓖ CPCD30/35-XW43C-RT4 | Ⓗ CPCD25-XW43C-RT4 |
| Ⓘ CPCD30/35-XW98C-RT4 | Ⓣ CPCD30/35-XW98E-RT2 | Ⓚ CPCD25-XW98C-RT4 | Ⓛ CPCD25-XW98E-RT2 |
| Ⓜ CPCD30/35-XG72E-RT2 | Ⓝ CPCD25-XG72E-RT2 | Ⓞ CPCD30/35-XG72C-RT4 | Ⓟ CPCD25-XG72C-RT4 |

序号 Item	名称 Description	适用车型 Serial No.	页码 Page
图 1 Fig. 1	制动与微动操纵 Brake and inching control	全部车型 All models of truck	5-1
图 2 Fig. 2	油门操纵总成 Throttle control assy	Ⓑ Ⓓ Ⓔ Ⓕ	5-4
图 3 Fig. 3	驻车制动器总成 Handle control	Ⓐ Ⓑ Ⓒ Ⓓ Ⓣ Ⓛ Ⓜ Ⓝ	5-6
图 4 Fig. 4	驻车制动器总成 Handle control	Ⓔ Ⓕ Ⓖ Ⓗ Ⓘ Ⓚ Ⓞ Ⓟ	5-7
图 5 Fig. 5	管路总成 Brake pipe assy	全部车型 All models of truck	5-8
图 6 Fig. 6	油门操纵总成(电子) Throttle control assy (Electron)	Ⓐ Ⓒ Ⓖ Ⓗ Ⓘ Ⓚ Ⓣ Ⓛ Ⓞ Ⓟ	5-10
图 7 Fig. 7	制动总泵 Brake pump	Ⓐ Ⓑ Ⓒ Ⓓ Ⓣ Ⓛ Ⓜ Ⓝ	5-11
图 8 Fig. 8	制动总泵 Brake pump	Ⓔ Ⓕ Ⓖ Ⓗ Ⓘ Ⓚ Ⓞ Ⓟ	5-13

图1 制动与微动操纵
Fig.1 Brake and inching control

全部车型
All models of truck

序号 Item	物料码 Part NO.	名称 Description	数量 Qty	备注或适用车型 Remarks Or Serial NO.
1	XF250-511000-000	制动微动支架 Brake pedal support	1	
2	G0097P1-000008-00	垫圈 8 Washer 8	5	A B C D J L M N
2	G0097P1-000008-00	垫圈 8 Washer 8	12	E F G H I K O P
3	G000093-000008-00	垫圈 8 Washer 8	5	A B C D J L M N
3	G000093-000008-00	垫圈 8 Washer 8	13	E F G H I K O P
4	G005783-008025-00	螺栓 M8×25 Bolt M8×25	4	
5	G006170-000008-00	螺母 M8 Nut M8	3	
6	G005783-008045-00	螺栓 M8×45 Bolt M8×45	2	
7	XF250-510002-000	隔套 Sleeve	1	
8	XF250-510003-000	微动扭簧 Inching spring	1	
9	G000882-006020-01	销轴 B6×20 Pin shaft B6×20	1	
10	G0097P1-000006-00	垫圈 6 Washer 6	1	
11	N163-513002-000	锁销 1.6B Pin	2	
12	XF250-512002-000	踏板垫 Pedal gasket	2	
13	XF250-512100-000	微动踏板 Inching pedal	1	

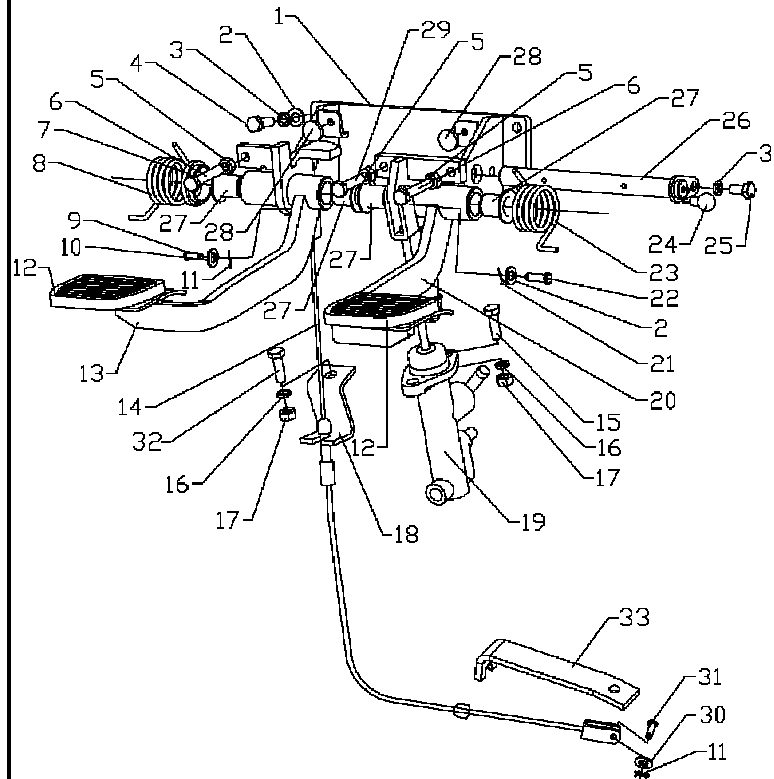
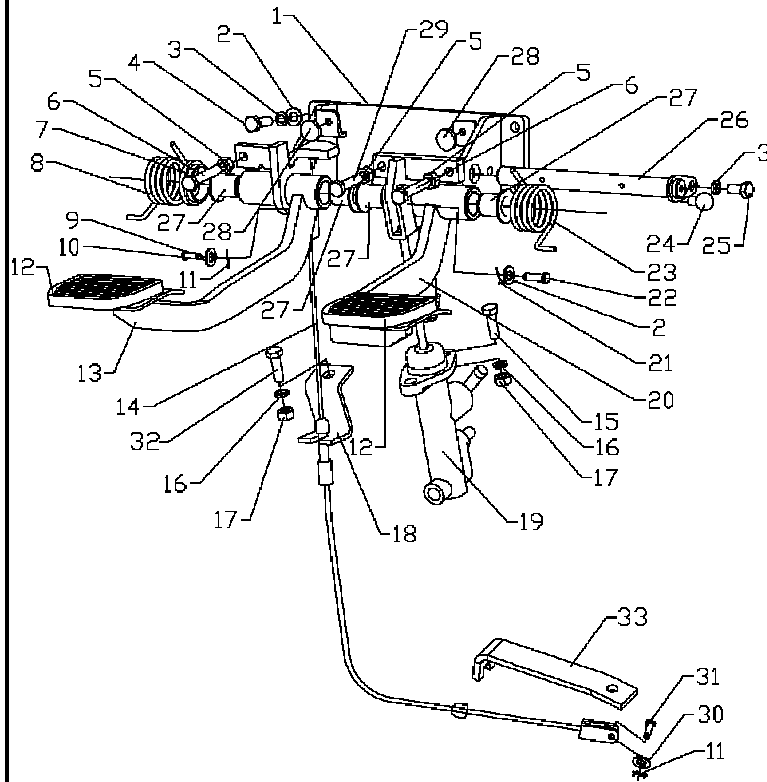


图1 制动与微动操纵

Fig.1 Brake and inching control

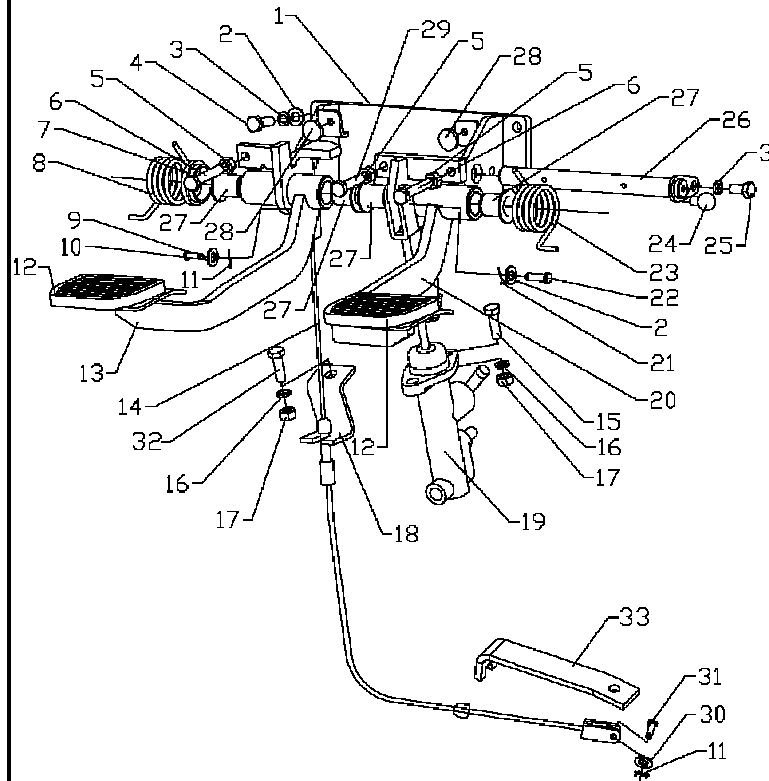
全部车型
All models of truck



序号 Item	物料码 Part NO.	名称 Description	数量 Qty	备注或适用车型 Remarks Or Serial NO.
14	RTE350-512000-000	微动拉线总成 Inching line assy	1	
15	G005783-010030-00	螺栓 M10×30 Bolt	2	
16	G000093-000010-00	垫圈 10 Washer 10	3	
17	G006170-000010-00	螺母 M10 Nut M10	3	
18	XF250-510200-000	微动拉线支架 Inching line support	1	
19	XF250-515000-000	制动总泵 Brake pump	1	(A) (B) (C) (D) (J) (L) (M) (N)
19	XM250-512000-000	制动总泵 Brake pump	1	(E) (F) (G) (H) (I) (K) (O) (P)
20	XF250-513103-000	制动踏板 Brake pedal	1	
21	G000091-3P2014-00	销 3.2×14 Pin 3.2×14	1	
22	G000882-008026-01	销轴 B8×26 Pin shaft B8×26	1	
23	XF250-510004-000	制动扭簧 Brake spring	1	
24	Q701B90-NPT1/16-G00	油杯 Oil grease	1	
25	G005783-008012-00	螺栓 M8×12 Bolt M8×12	1	(A) (B) (C) (D) (J) (L) (M) (N)
25	G005783-008012-00	螺栓 M8×12 Bolt M8×12	1	(E) (F) (G) (H) (I) (K) (O) (P)
26	XF250-514000-000	销轴 Shaft	1	

图1 制动与微动操纵
Fig.1 Brake and inching control

全部车型
All models of truck



序号 Item	物料码 Part NO.	名称 Description	数量 Qty	备注或适用车型 Remarks Or Serial NO.
27	XF250-512001-000	衬套 Bushing	4	
28	XF250-510001-000	止推圈 Thrust collars	2	
29	G005783-008035-00	螺栓 M8×35 Bolt M8×35	1	
30	G0097P1-000006-00	垫圈 6 Washer 6	1	
31	G000882-006026-01	销轴 B6×26 Pin shaft B6×26	1	
32	G005783-010025-00	螺栓 M10×25 Bolt M10×25	1	
33	RTE350-510001-000	微动推杆支架 Inching push rod bracket	1	
33	RTE350-510001-000	微动推杆支架 Inching push rod bracket	1	

图2 油门操纵总成
Fig.2 Throttle control assy

ⓑ CPCD30/35-XW33E-RT ⓓ CPCD25-XW33E-RT
ⓔ CPCD30/35-XW33C-RT4
ⓕ CPCD25-XW33C-RT4

序号 Item	物料码 Part NO.	名称 Description	数量 Qty	备注或适用车型 Remarks Or Serial NO.
1	XF250-520001-000	油门踏板 Throttle pedal	1	
2	G000896-000006-00	挡圈 6 Snap ring 6	1	
3	XF250-520005-000	支架 Support	1	
4	G005783-006016-00	螺栓 M6×16 Bolt M6×16	2	
5	G000093-000006-00	垫圈 6 Washer 6	4	
6	XF250-520002-000	销轴 Shaft	1	
7	G005783-008016-00	螺栓 M8×16 Bolt M8×16	2	
8	G000093-000008-00	垫圈 8 Washer 8	2	
9	G000882-006016-01	销轴 B6×16 Pin shaft B6×16	1	
10	G000091-002012-00	销 2×12 Pin 2×12	1	
11	XF250-521000-000	连杆 Rod	1	
12	15PH-500001	限位螺栓 Thrust bolt	1	
13	G006170-000008-00	螺母 M8 Nut M8	1	
14	G006170-000006-00	螺母 M6 Nut M6	3	
15	XF250-520006-G00	锁销 6 Pin 6	1	

图2 油门操纵总成
Fig.2 Throttle control assy

ⓑ CPCD30/35-XW33E-RT ⓓ CPCD30/35-XW98E-RT2
 ⓐ CPCD25-XW33E-RT Ⓦ CPCD25-XW98E-RT2
 ⓔ CPCD30/35-XW33C-RT4
 ⓕ CPCD25-XW33C-RT4

序号 Item	物料码 Part NO.	名称 Description	数量 Qty	备注或适用车型 Remarks Or Serial NO.
16	XF250-524000-000	摇臂 Rod arm	1	
17	G000879-005040-00	销 5×40 Pin 5×40	1	
18	XF250-520004-000	扭簧 Spring	1	
19	XF250-520003-000	衬套 Bushing	2	
20	G005783-006030-00	螺栓 M6×30 Bolt M6×30	1	
21	XF250-522000-000	支架 Support	1	
22	XF308-521000-000	油门拉线 Throttle line	1	
23	GR501-520001-000	拉线挂销 Pin	1	
24	G0097P1-000006-00	垫圈 6 Washer 6	1	
25	G000896-000004-00	挡圈 4 Snap ring 4	1	
26	G005783-008020-00	螺栓 M8×20 Bolt M8×20	2	
27	XF250-520008-000	管夹 Clip	1	
28	XF250-520007-000	管夹安装板 Clip mounting plate	1	
29	R968-510001-000	支架 Support	1	
30	G0097P1-000008-00	垫圈 8 Washer 8	2	

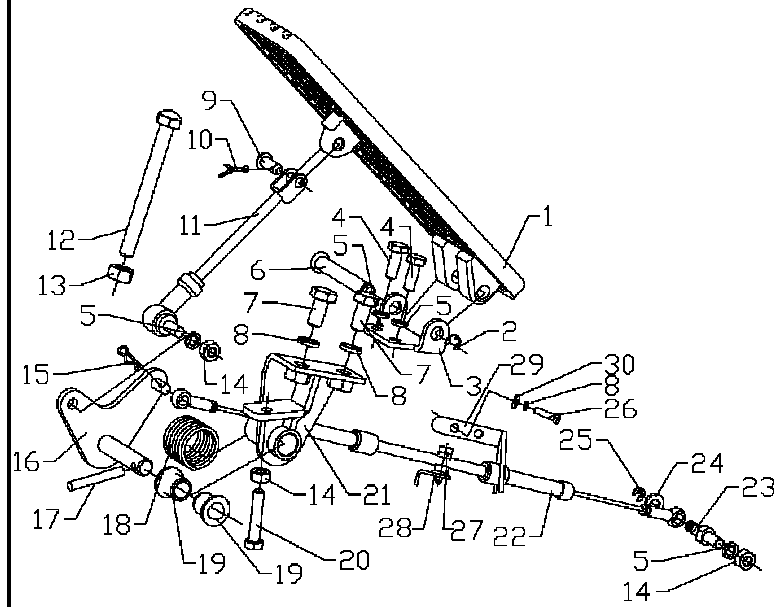
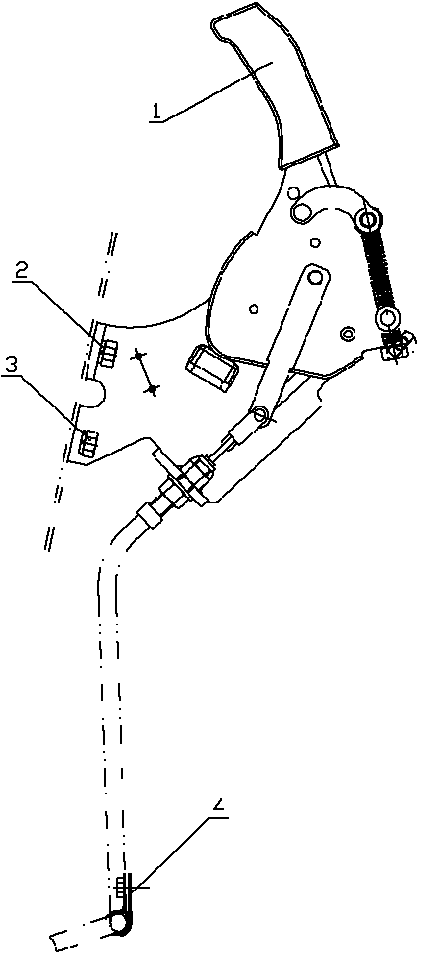


图3 驻车制动器总成

Fig.3 Handle control

Ⓐ CPCD30/35-XW43E-RT Ⓑ CPCD30/35-XW33E-RT Ⓒ CPCD25-XW43E-RT Ⓓ CPCD25-XW33E-RT
 Ⓙ CPCD30/35-XW98E-RT2 Ⓚ CPCD25-XW98E-RT2 Ⓛ Ⓜ CPCD30/35-XG72E-RT2
 Ⓝ CPCD25-XG72E-RT2

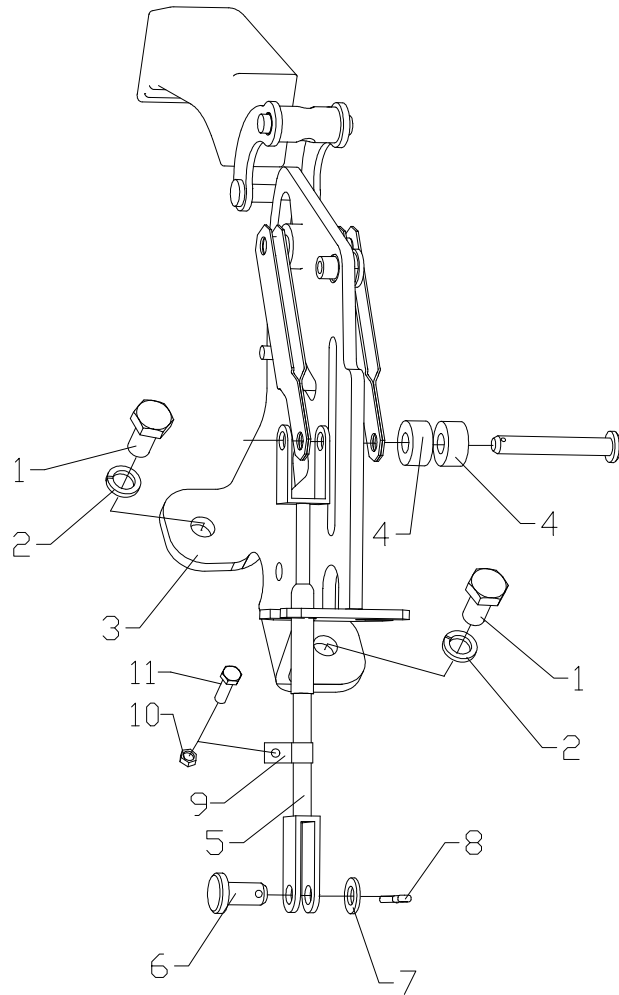


序号 Item	物料码 Part NO.	名称 Description	数量 Qty	备注或适用车型 Remarks Or Serial NO.
1	XF250-531000-000	驻车制动器 Parking brake control	1	
2	G000093-000010-00	垫圈 10 Washer 10	2	
3	G006170-000010-00	螺母 M10 Nut M10	2	
4	N163-540002-000	管夹 Clip	1	

图3 驻车制动器总成

Fig.3 Handle control

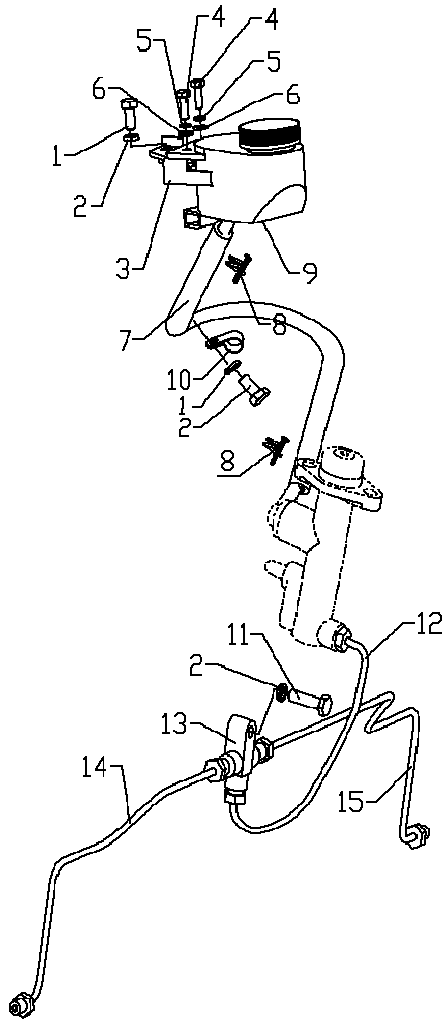
Ⓔ CPCD30/35-XW33C-RT4 Ⓕ CPCD25-XW33C-RT4 Ⓖ CPCD30/35-XW43C-RT4
 Ⓗ CPCD25-XW43C-RT4 ⓐ CPCD30/35-XW98C-RT4 Ⓚ CPCD25-XW98C-RT4
 Ⓞ CPCD30/35-XG72C-RT4 Ⓟ CPCD25-XG72C-RT4



序号 Item	物料码 Part No.	名称 Description	数量 Qty	备注或适用车型 Remarks Or Serial No.
1	G006170-000010-00	螺母 M10 Nut M10	2	
2	G000093-000010-00	垫圈 10 Washer 10	2	
3	XF250-531000-000	驻车制动器 Parking brake control	1	
4	XM250-530001-000	隔套 Sleeve	2	
5	RTC350-530100-000	手制动拉索总成 Cable	1	
6	G000882-008020-01	销轴 B8×20 Pin shaft B8×20	1	
7	G0097P1-000008-00	垫圈 8 Washer 8	1	
8	G000091-3P2016-00	销 3.2×16 Pin 3.2×16	1	

图5 管路总成
Fig.5 Brake pipe assy

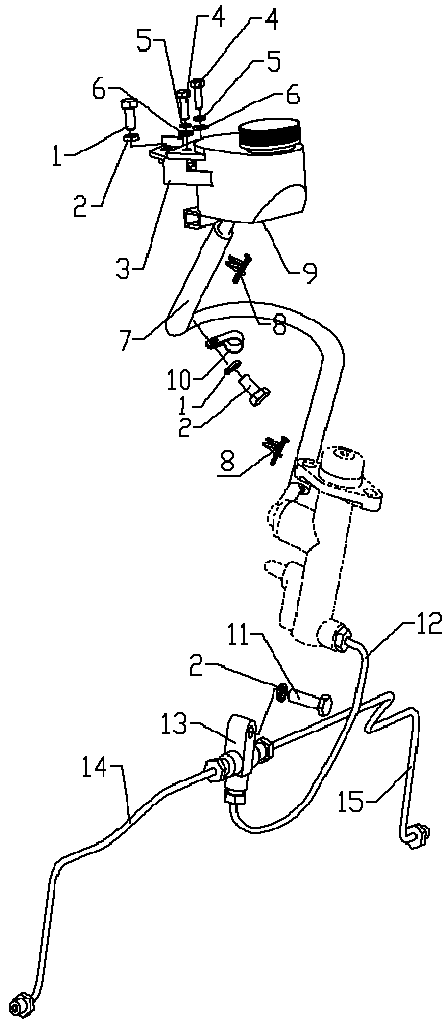
全部车型
All models of truck



序号 Item	物料码 Part NO.	名称 Description	数量 Qty	备注或适用车型 Remarks Or Serial NO.
1	G005783-008016-00	螺栓 M8×16 Bolt M8×16	2	
2	G000093-000008-00	垫圈 8 Washer 8	3	
3	XF250-540200-000	支架 Support	1	
4	G005783-006016-00	螺栓 M6×16 Bolt M6×16	2	
5	G000093-000006-00	垫圈 6 Washer 6	2	
6	G0097P1-000006-00	垫圈 6 Washer	2	
7	XF250-540001-000	胶管 Pipe	1	(A) (B) (C) (D) (J) (L) (M) (N)
7	XM250-540005-000	胶管 Pipe	1	(E) (F) (G) (H) (I) (K) (O) (P)
8	Q672-19-G00	双钢丝式环箍 19 Clamp	2	
9	XF250-540100-000	油壶 Oil cup	1	
10	N163-540002-000	管夹 Clip	1	
11	G005783-008030-00	螺栓 M8×30 Bolt M8×30	1	
12	RTE350-530003-000	制动软管 Brake pipe	1	(A) (B) (C) (D) (J) (L) (M) (N)
12	RTC350-550003-000	制动软管 Brake pipe	1	(E) (F) (G) (H) (I) (K) (O) (P)
13	XF250-540005-001	三通接头 Connector	1	

图5 管路总成
Fig.5 Brake pipe assy

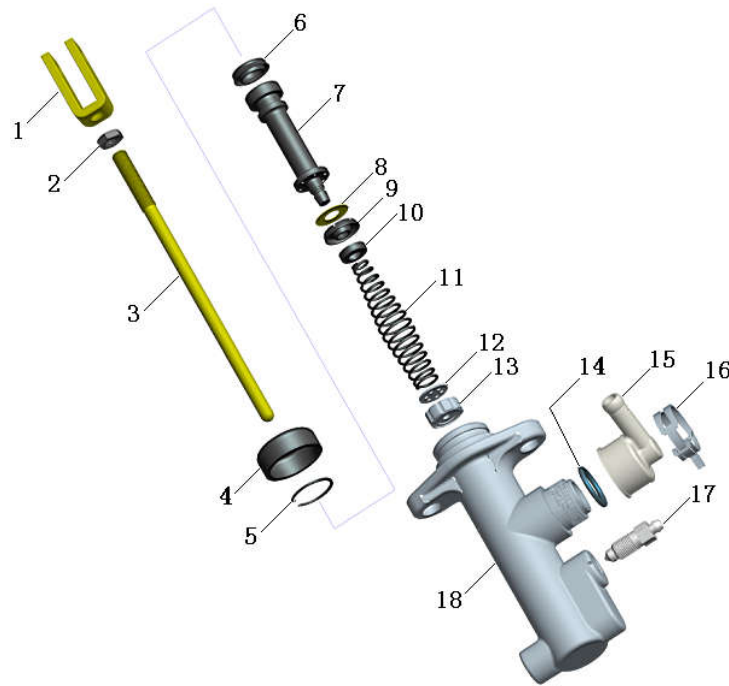
全部车型
All models of truck



序号 Item	物料码 Part NO.	名称 Description	数量 Qty	备注或适用车型 Remarks Or Serial NO.
14	RTE350-530001-000	左制动油管 Left brake pipe	1	(A) (B) (C) (D) (J) (L) (M) (N)
14	RTC350-550001-000	左制动油管 Left brake pipe	1	(E) (F) (G) (H) (I) (K) (O) (P)
15	RTE350-530002-000	右制动油管 Right brake pipe	1	(A) (B) (C) (D) (J) (L) (M) (N)
15	RTC350-550002-000	右制动油管 Right brake pipe	1	(E) (F) (G) (H) (I) (K) (O) (P)

图7 制动总泵
Fig.7 Brake pump

Ⓐ CPCD30/35-XW43E-RT Ⓑ CPCD30/35-XW33E-RT Ⓒ CPCD25-XW43E-RT Ⓓ CPCD25-XW33E-RT
 Ⓙ CPCD30/35-XW98E-RT2 Ⓚ CPCD25-XW98E-RT2 Ⓛ CPCD30/35-XG72E-RT2
 Ⓜ CPCD25-XG72E-RT2

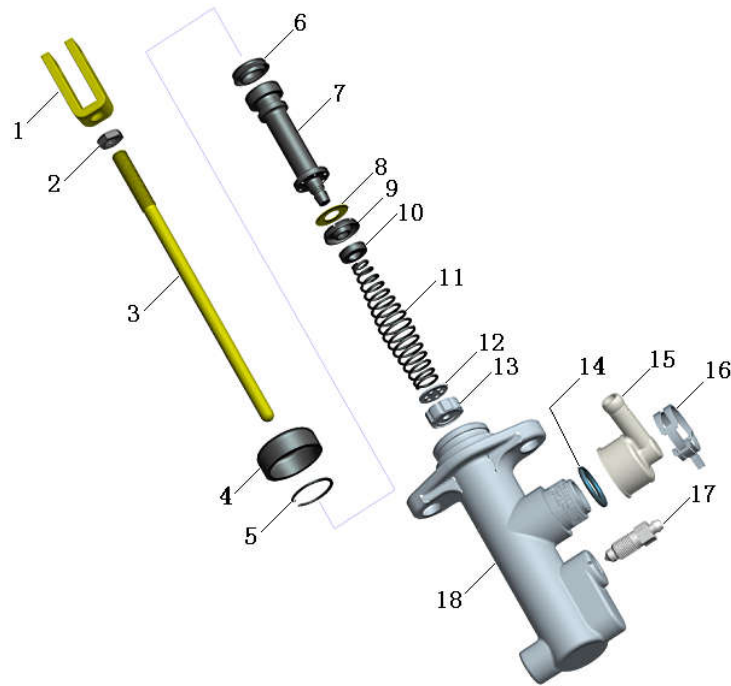


序号 Item	物料码 Part NO.	名称 Description	数量 Qty	备注或适用车型 Remarks Or Serial NO.
A1	XF250-515000-000	制动总泵总成 Brake pump assy	1	包含 INC:1-18
1	N163-513100-000	推杆叉 Push bracket	1	
2	G006176-000010-00	螺母 M10 Nut M10	1	
3	XF250-515001-000	推杆 Push rod	1	
A3	XF250-515100-000	制动总泵 Brake pump	1	包含 INC:4-18
4	1.08.01010037	护罩 Cover	1	
5	1.08.02101006	孔用弹性挡圈 Snap ring	1	
6	1.08.00412047	辅助皮圈 First ring	1	
7	1.08.01612359	活塞 Piston	1	
8	1.08.03201002	垫片 Washer	1	
9	1.08.00512049	压力皮圈 Seal ring	1	
10	1.08.01801012	第二弹簧座 Spring support	1	
11	1.08.01302109	弹簧 Spring	1	
12	1.08.03201046	出油阀垫片 Washer	1	
13	1.08.01102011	阀门密封圈 Valve seal circle	1	

图7 制动总泵

Fig.7 Brake pump

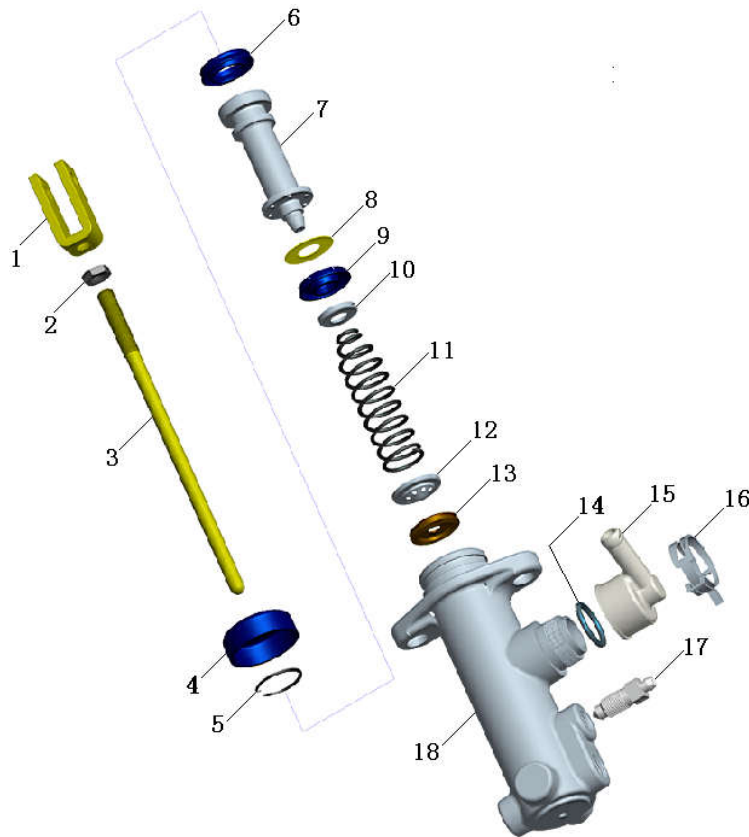
Ⓐ CPCD30/35-XW43E-RT Ⓑ CPCD30/35-XW33E-RT Ⓒ CPCD25-XW43E-RT Ⓓ CPCD25-XW33E-RT
 Ⓙ CPCD30/35-XW98E-RT2 Ⓚ CPCD25-XW98E-RT2 Ⓛ CPCD30/35-XG72E-RT2
 Ⓝ CPCD25-XG72E-RT2



序号 Item	物料码 Part NO.	名称 Description	数量 Qty	备注或适用车型 Remarks Or Serial NO.
14	1.08.02903010	O 型圈 19×2.65 O-ring 19×2.65	1	
15	1.08.03002015	进油管接头 Connector	1	
16	1.08.03802007	弹簧夹 Spring clip	1	
17	1.08.03601007	放气螺钉 Screw	1	
18	2.01.TJS0112013	缸体 Body cylinder	1	
K1	XF250-515000-000 -kit	修理包 Repair kits	1	INC: 6、9、13、15

图8 制动总泵
Fig.8 Brake pump

Ⓔ CPCD30/35-XW33C-RT4 Ⓕ CPCD25-XW33C-RT4 Ⓖ CPCD30/35-XW43C-RT4
Ⓖ CPCD25-XW43C-RT4 Ⓗ CPCD30/35-XW98C-RT4 Ⓙ CPCD25-XW98C-RT4
Ⓢ CPCD30/35-XG72C-RT4 Ⓣ CPCD25-XG72C-RT4



序号 Item	物料码 Part NO.	名称 Description	数量 Qty	备注或适用车型 Remarks Or Serial NO.
A1	XM250-512000-000	制动总泵总成 Brake pump assy	1	包含 INC:1-18
1	N163-513100-000	推杆叉 Push bracket	1	≥2012-01
2	G006176-000010-00	螺母 M10 Nut M10	1	注: 2012-01 前用户更换序号3时, 需序号1,2,3一起更换。
3	XF250-515001-000	推杆 Push rod	1	
A2	XM250-512100-000	制动总泵 Brake pump	1	
4	1.08.01016003	护罩 Cover	1	
5	1.08.02101011	孔用弹性挡圈 Snap ring	1	
6	1.08.00415074	第一辅助皮圈 First ring	1	
7	1.08.01616004	活塞 Piston	1	
8	1.08.03201007	活塞垫片 Washer	1	
9	1.08.00516001	压力皮圈 Seal ring	1	
10	1.08.01801002	第二弹簧座 Spring support	1	
11	1.08.01302106	弹簧 Spring	1	
12	1.08.01801087	弹簧座 Spring support	1	
13	1.08.01201041	出油阀 Valve	1	

第六部分 液压系统目录
PART VI Hydraulic system contents

- | | | | |
|-----------------------|-----------------------|-----------------------|--------------------|
| Ⓐ CPCD30/35-XW43E-RT | Ⓑ CPCD30/35-XW33E-RT | Ⓒ CPCD25-XW43E-RT | Ⓓ CPCD25-XW33E-RT |
| Ⓔ CPCD30/35-XW33C-RT4 | Ⓕ CPCD25-XW33C-RT4 | Ⓖ CPCD30/35-XW43C-RT4 | Ⓗ CPCD25-XW43C-RT4 |
| Ⓘ CPCD30/35-XW98C-RT4 | Ⓣ CPCD30/35-XW98E-RT2 | Ⓚ CPCD25-XW98C-RT4 | Ⓛ CPCD25-XW98E-RT2 |
| Ⓜ CPCD30/35-XG72E-RT2 | Ⓝ CPCD25-XG72E-RT2 | Ⓢ CPCD30/35-XG72C-RT4 | Ⓟ CPCD25-XG72C-RT4 |

序号 Item	名称 Description	适用车型 Serial No.	页码 Page
图 1 Fig.1	油泵总成 Pump assy	Ⓑ Ⓓ Ⓔ Ⓕ	6-1
图 2 Fig.2	油泵总成 Pump assy	Ⓐ Ⓒ Ⓖ Ⓗ	6-3
图 3 Fig.3	倾斜管路 Tilting oil pipe	全部车型 All models of truck	6-5
图 4-1 Fig.4-1	转向管路 Steering oil pipe	Ⓐ Ⓑ Ⓒ Ⓓ Ⓣ	6-6
图 4-2 Fig.4-2	转向管路 Steering oil pipe	Ⓔ Ⓕ Ⓖ Ⓗ Ⓣ Ⓚ	6-8
图 5 Fig.5	液压油箱附件 Hydraulic oil tank accessory	全部车型 All models of truck	6-10
图 6 Fig.6	多路阀操纵 Multi-way valve control	全部车型 All models of truck	6-11
图 7 Fig.7	多路阀总成 Multi-way valve assy	全部车型 All models of truck	6-13
图 7-1 Fig.7-1	多路阀总成(感知系统) Multi-way valve assy (OPS System)	全部车型 All models of truck	6-15
图 8 Fig.8	回油滤油总成 Strainer assy	全部车型 All models of truck	6-17

序号 Item	名称 Description	适用车型 Serial No.	页码 Page
图 9 Fig.9	油泵总成 Pump assy	① ② ③ ④	6-18

图1 油泵总成
Fig.1 Pump assy

Ⓑ CPCD30/35-XW33E-RT Ⓓ CPCD25-XW33E-RT Ⓔ CPCD30/35-XW33C-RT4
 Ⓕ CPCD25-XW33C-RT4 Ⓜ CPCD30/35-XG72E-RT2 Ⓝ CPCD25-XG72E-RT2
 Ⓒ CPCD30/35-XG72C-RT4 Ⓟ CPCD25-XG72C-RT4

序号 Item	物料码 Part NO.	名称 Description	数量 Qty	备注或适用车型 Remarks Or Serial NO.
1	XF250-611500-000	管接头 Pipe connector	1	
2	30DHBW9-600001	管接头 Pipe connector	1	
3	G001235-003403P5-00	O形密封圈 34×3.5 O-ring 34×3.5	1	
4	XF250-601100-000	齿轮泵 Gear pump	1	Ⓑ Ⓓ Ⓔ Ⓕ <2018.04.19
4	XF250-601100-500	齿轮泵 Gear pump	1	Ⓑ Ⓓ Ⓔ Ⓕ ≥2018.04.19
4	R305-601100-500	齿轮泵 Gear pump	1	Ⓜ Ⓝ Ⓒ Ⓟ
5	G005783-010030-01	螺栓 M10×30 Bolt M10×30	2	
6	G000093-000010-00	垫圈 10 Washer 10	2	
7	G0097P1-000010-00	垫圈 10 Washer 10	2	
8	RTE350-604000-000	油管总成 Hose assy	1	Ⓑ Ⓓ Ⓔ Ⓕ
8	RTE355-604000-000	油管总成 Hose assy	1	Ⓜ Ⓝ
8	RTC355-604000-000	油管总成 Hose assy	1	Ⓒ Ⓟ
9	Q672-45-G00	双钢丝式环箍 45 Clamp 45	2	
10	G001235-002402P4-00	O形密封圈 24×2.4 O-ring 24×2.4	1	
11	RTE350-600001-000	吸油管 Suction pipe	1	Ⓑ

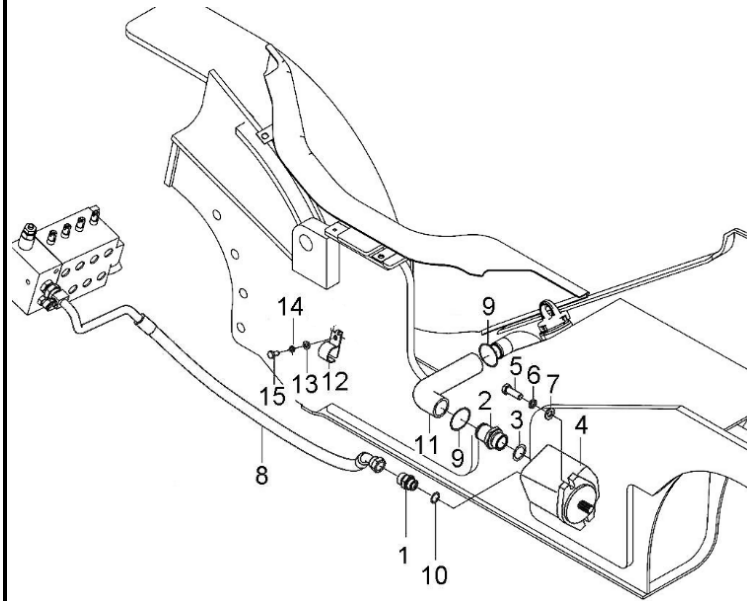
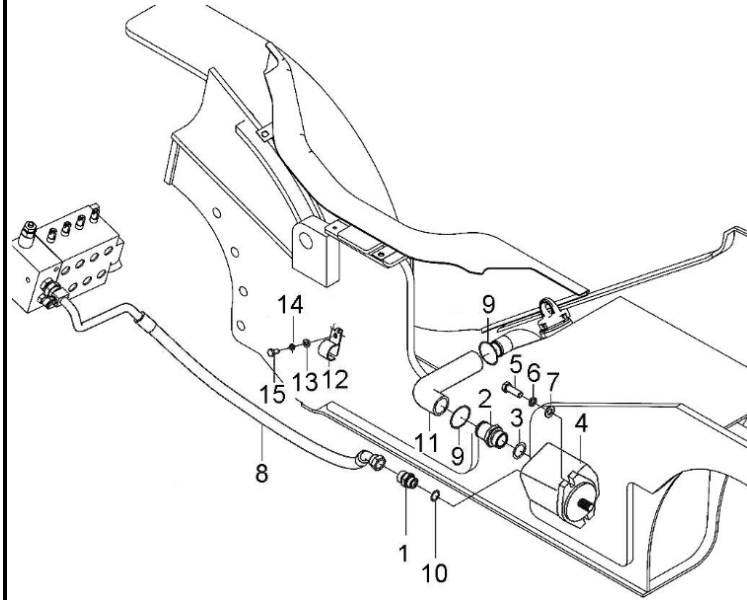


图1 油泵总成
Fig.1 Pump assy

ⓑ CPCD30/35-XW33E-RT ⓓ CPCD25-XW33E-RT ⓔ CPCD30/35-XW33C-RT4
 ⓕ CPCD25-XW33C-RT4 Ⓜ CPCD30/35-XG72E-RT2 Ⓝ CPCD25-XG72E-RT2
 Ⓞ CPCD30/35-XG72C-RT4 Ⓟ CPCD25-XG72C-RT4



序号 Item	物料码 Part NO.	名称 Description	数量 Qty	备注或适用车型 Remarks Or Serial NO.
11	RTE250-600001-000	吸油管 Suction pipe	1	ⓓ
11	RTC350-600001-000	吸油管 Suction pipe	1	ⓔ ⓕ
11	RTE355-6000001-000	吸油管 Suction pipe	1	Ⓜ Ⓝ
11	RTC355-6000001-000	吸油管 Suction pipe	1	Ⓞ Ⓟ
12	XF250-602006-000	管夹 Clamp	1	ⓑ ⓓ ⓔ ⓕ
12	NC9321-600003-000	管夹 Clamp	1	Ⓜ Ⓝ Ⓞ Ⓟ
13	G0097P1-000008-00	垫圈 8 Washer 8	1	ⓑ ⓓ ⓔ ⓕ
13	G0097P1-000010-00	垫圈 10 Washer 10	1	Ⓜ Ⓝ Ⓞ Ⓟ
14	G000093-000008-00	垫圈 8 Washer 8	1	ⓑ ⓓ ⓔ ⓕ
14	G000093-000010-00	垫圈 10 Washer 10	1	Ⓜ Ⓝ Ⓞ Ⓟ
15	G005783-008016-01	螺栓 M8×16 Bolt M8×16	1	ⓑ ⓓ ⓔ ⓕ
15	G005783-010020-00	螺栓 M10×20 Bolt M10×20	1	Ⓜ Ⓝ Ⓞ Ⓟ

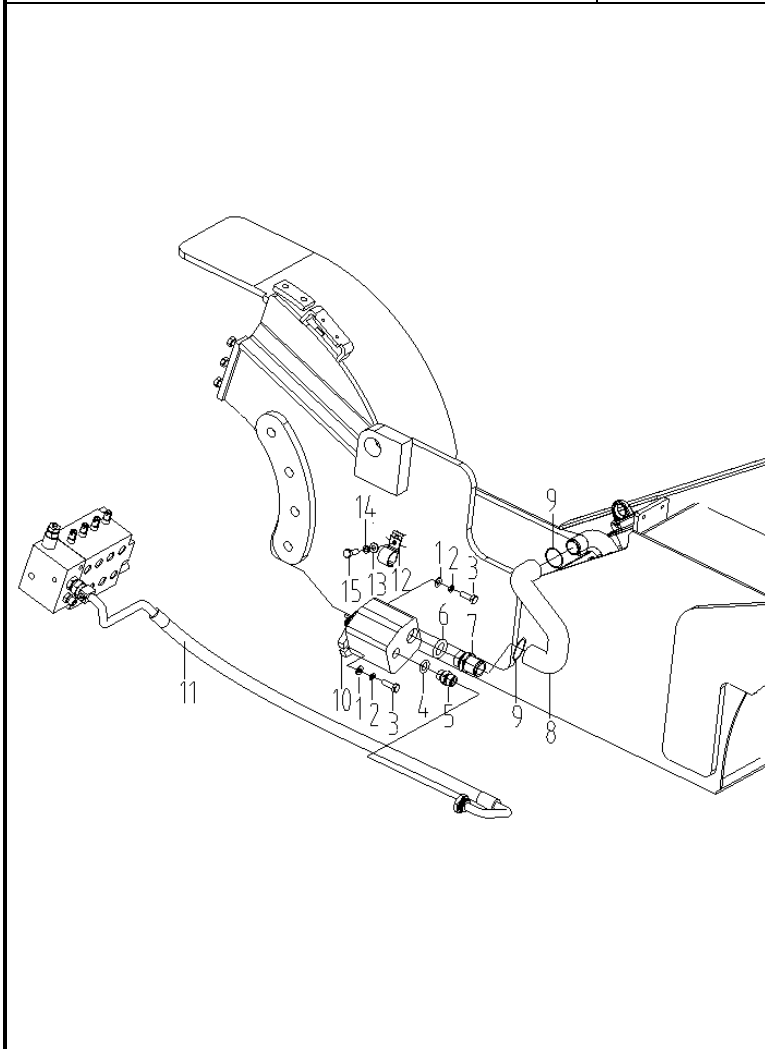
图2 油泵总成
Fig.2 Pump assy

Ⓐ CPCD30/35-XW43E-RT Ⓒ CPCD25-XW43E-RT Ⓔ CPCD30/35-XW43C-RT4
Ⓕ CPCD25-XW43C-RT4

	序号 Item	物料码 Part NO.	名称 Description	数量 Qty	备注或适用车型 Remarks Or Serial NO.
	1	G0097P1-000010-00	垫圈 10 Washer 10	2	
	2	G000093-000010-00	垫圈 10 Washer 10	2	
	3	G005783-010030-01	螺栓 M10×30 Bolt M10×30	2	
	4	G001235-002402P4-00	O 形密封圈 24×2.4 O-ring 24×2.4	1	
	5	XF250-611500-000	管接头 Pipe connector	1	
	6	G001235-003403P5-00	O 形密封圈 34×3.5 O-ring 34×3.5	1	
	7	30DHBW9-600001	管接头 Pipe connector	1	
	8	RTE353-600001-000	吸油管 Suction pipe	1	Ⓐ Ⓒ
	8	RTC353-600001-000	吸油管 Suction pipe	1	Ⓔ Ⓕ
	9	Q672-45-G00	双钢丝式环箍 45 Clamp	2	
	10	XF250-601100-000	齿轮泵 Gear pump	1	
	11	RTE353-604000-000	油管总成 Hose assy	1	Ⓐ Ⓒ
	11	RTC353-604000-000	油管总成 Hose assy	1	Ⓔ Ⓕ
12	XF250-602006-000	管夹 Clamp	1		
13	G0097P1-000008-00	垫圈 8 Washer 8	1		

图2 油泵总成
Fig.2 Pump assy

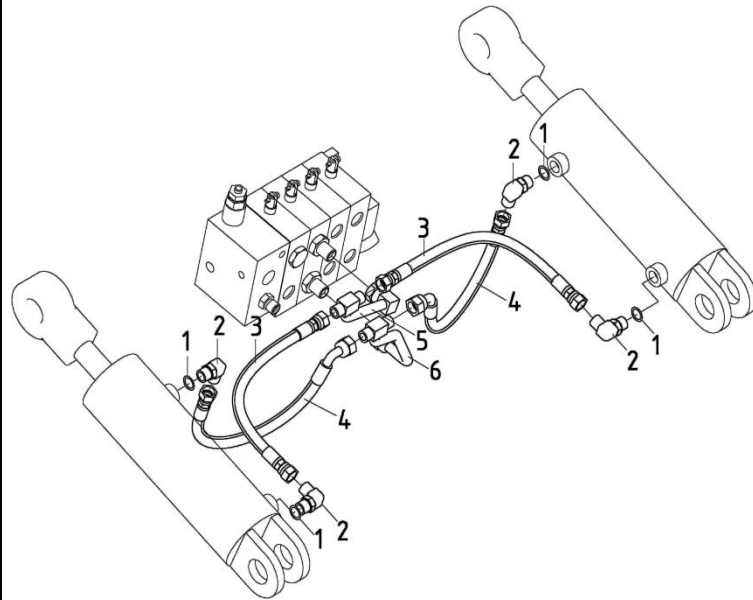
Ⓐ CPCD30/35-XW43E-RT Ⓒ CPCD25-XW43E-RT Ⓔ CPCD30/35-XW43C-RT4
Ⓕ CPCD25-XW43C-RT4



序号 Item	物料码 Part NO.	名称 Description	数量 Qty	备注或适用车型 Remarks Or Serial NO.
14	G000093-000008-00	垫圈 8 Washer 8	1	
15	G005783-008016-01	螺栓 M8×16 Bolt M8×16	1	

图3 倾斜管路
Fig.3 Tilting oil pipe

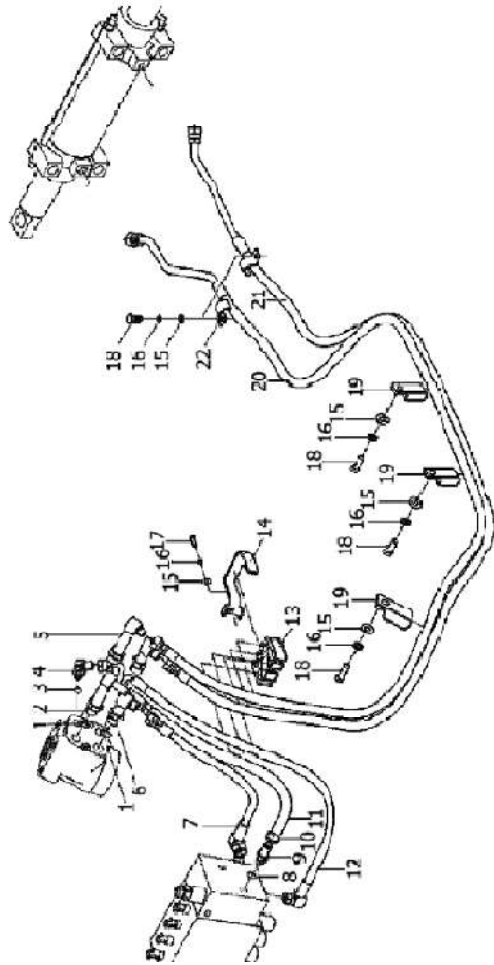
全部车型
All models of truck



序号 Item	物料码 Part NO.	名称 Description	数量 Qty	备注或适用车型 Remarks Or Serial NO.
1	G001235-001402P4-00	O形密封圈 14×2.4 O-ring 14×2.4	4	
2	40DH-600200	90°管接头 90°connector	4	
3	RTE350-620200-000	胶管总成 Hose assy	2	
4	RTE350-620100-000	胶管总成 Hose assy	2	
5	XF250-620600-001	倾斜硬管 2 Tilting oil pipe 2	1	
6	XF250-620500-001	倾斜硬管 1 Tilting oil pipe 1	1	

图 4-1 转向管路
Fig.4-1 Steering oil pipe

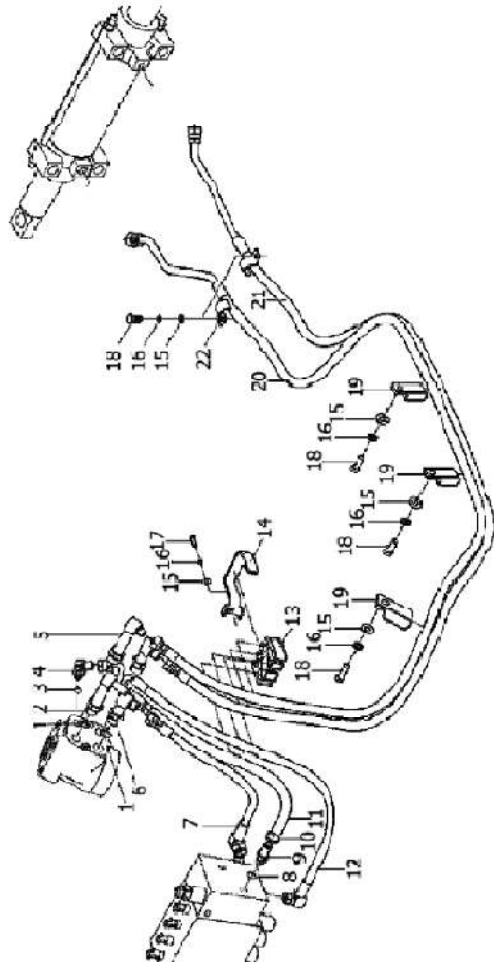
Ⓐ CPCD30/35-XW43E-RT Ⓑ CPCD30/35-XW33E-RT Ⓒ CPCD25-XW43E-RT
 Ⓓ CPCD25-XW33E-RT Ⓔ CPCD30/35-XW98E-RT2 Ⓕ CPCD25-XW98E-RT2
 Ⓜ CPCD30/35-XG72E-RT2 Ⓝ CPCD25-XG72E-RT2



序号 Item	物料码 Part NO.	名称 Description	数量 Qty	备注或适用车型 Remarks Or Serial NO.
1	G001235-002202P4-00	O 形密封圈 22×2.4 O-Ring 22×2.4	4	
2	XF250-630600-000	90° 度回油管接头 connector	1	
3	G001235-001402P4-00	O 形密封圈 14×2.4 O-ring14×2.4	1	
4	XF250-630500-000	90° 度管接头 Connector	1	
5	XF250-630700-000	90° 度管接头 Connector	1	
6	XF250-630800-000	90° 度管接头 Connector	2	
7	XF250-630300-000	胶管总成 Pipe assy	1	
8	J000982-000016-00	垫圈 16 Washer 16	1	
9	XF250-611600-000	管接头 Connector	1	
10	Q672-24-G00	双钢丝式环箍 24 Clamp 24	2	
11	XF250-630003-000	低压胶管 Low pressure hose	1	
12	XF250-630400-000	胶管总成 Hose assy	1	
13	XF250-630001-000	橡胶固定块 Rubber block	1	
14	XF250-630002-000	压板 Clamp	1	
15	G0097P1-000008-00	垫圈 8 Washer 8	6	

图 4-1 转向管路
Fig.4-1 Steering oil pipe

Ⓐ CPCD30/35-XW43E-RT Ⓑ CPCD30/35-XW33E-RT Ⓒ CPCD25-XW43E-RT
 Ⓓ CPCD25-XW33E-RT Ⓔ CPCD30/35-XW98E-RT2 Ⓕ CPCD25-XW98E-RT2
 Ⓜ CPCD30/35-XG72E-RT2 Ⓝ CPCD25-XG72E-RT2



序号 Item	物料码 Part NO.	名称 Description	数量 Qty	备注或适用车型 Remarks Or Serial NO.
16	G000093-000008-00	垫圈 8 Washer 8	6	
17	G005783-008025-00	螺栓 M8×25 Bolt M8×25	1	
18	G005783-008016-01	螺栓 M8×16 Bolt M8×16	5	
19	GR501-630001-000	抱箍 Clamp	3	
20	RTE350-630200-000	转向胶管总成 Steering hose assy	1	
21	RTE350-630100-000	转向胶管总成 Steering hose assy	1	
22	N163-540002-000	管夹 Clamp	2	

图 4-2 转向管路
Fig.4-2 Steering oil pipe

Ⓔ CPCD30/35-XW33C-RT4 Ⓕ CPCD25-XW33C-RT4 Ⓖ CPCD30/35-XW43C-RT4
Ⓗ CPCD25-XW43C-RT4 ① CPCD30/35-XW98C-RT4 Ⓚ CPCD25-XW98C-RT4
Ⓞ CPCD30/35-XG72C-RT4 Ⓟ CPCD25-XG72C-RT4

序号 Item	物料码 Part NO.	名称 Description	数量 Qty	备注或适用车型 Remarks Or Serial NO.
1	G001235-002202P4-00	O 形密封圈 22×2.4 O-Ring 22×2.4	4	
2	XF250-630600-000	90° 度回油管接头 connector	1	
3	G001235-001402P4-00	O 形密封圈 14×2.4 O-ring 14×2.4	1	
4	XF250-630500-000	90° 度管接头 Connector	1	
5	XF250-630700-000	90° 度管接头 Connector	1	
6	XF250-630800-000	90° 度管接头 Connector	2	
7	XF250-630300-000	胶管总成 Pipe assy	1	
8	J000982-000016-00	垫圈 16 Washer 16	1	
9	XF250-611600-000	管接头 Connector	1	
10	Q672-24-G00	双钢丝式环箍 24 Clamp 24	2	
11	XF250-630003-000	低压胶管 Low pressure hose	1	
12	XF250-630400-000	胶管总成 Hose assy	1	
13	XF250-630001-000	橡胶固定块 Rubber block	1	
14	XF250-630002-000	压板 Clamp	1	
15	G0097P1-000008-00	垫圈 8 Washer 8	6	

图 4-2 转向管路
Fig.4-2 Steering oil pipe

Ⓔ CPCD30/35-XW33C-RT4 Ⓕ CPCD25-XW33C-RT4 Ⓖ CPCD30/35-XW43C-RT4
 Ⓗ CPCD25-XW43C-RT4 ① CPCD30/35-XW98C-RT4 Ⓚ CPCD25-XW98C-RT4
 Ⓞ CPCD30/35-XG72C-RT4 Ⓟ CPCD25-XG72C-RT4

序号 Item	物料码 Part NO.	名称 Description	数量 Qty	备注或适用车型 Remarks Or Serial NO.
16	G000093-000008-00	垫圈 8 Washer 8	6	
17	G005783-008025-00	螺栓 M8×25 Bolt M8×25	1	
18	G005783-008016-01	螺栓 M8×16 Bolt M8×16	5	
19	GR501-630001-000	抱箍 Clamp	3	
20	N163-540002-000	管夹 Clamp	2	
21	RTC350-630200-000	转向胶管总成 Steering hose assy	1	
22	RTC350-630100-000	转向胶管总成 Steering hose assy	1	
23	RTC350-630010-000	油口接头 Connector	2	

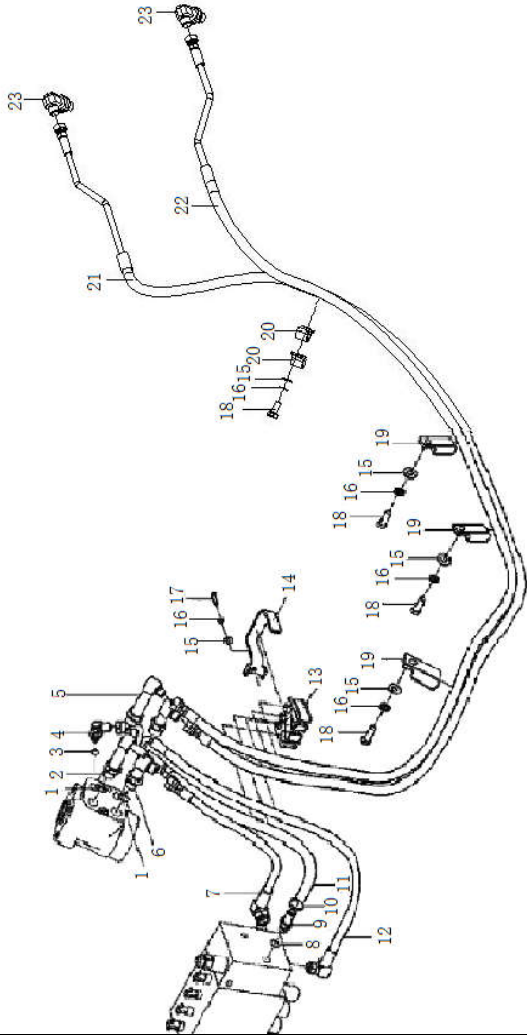
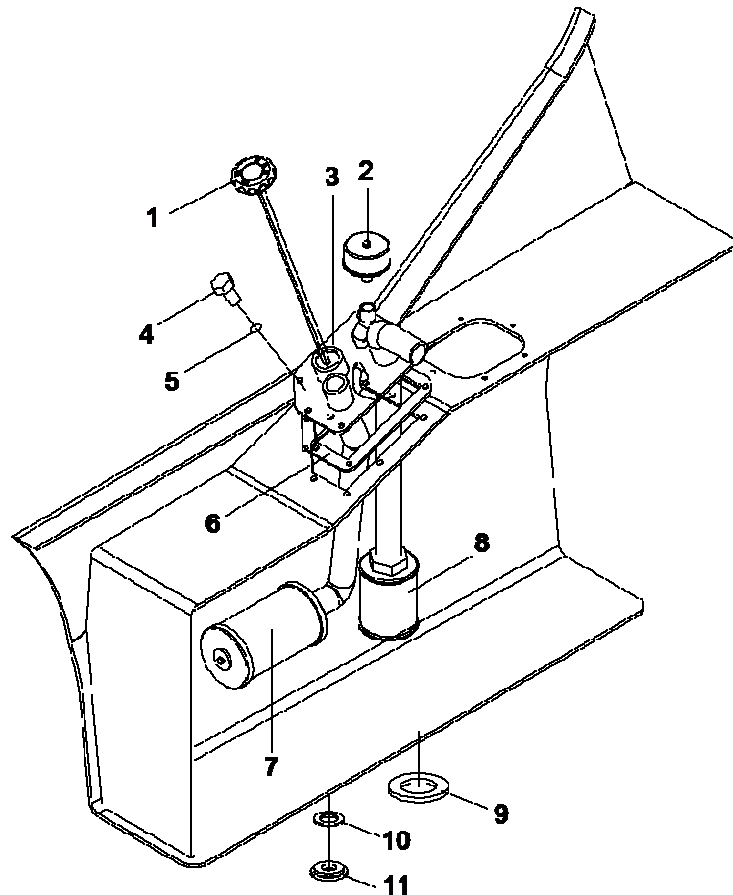


图5 液压油箱附件
Fig.5 Hydraulic oil tank accessory

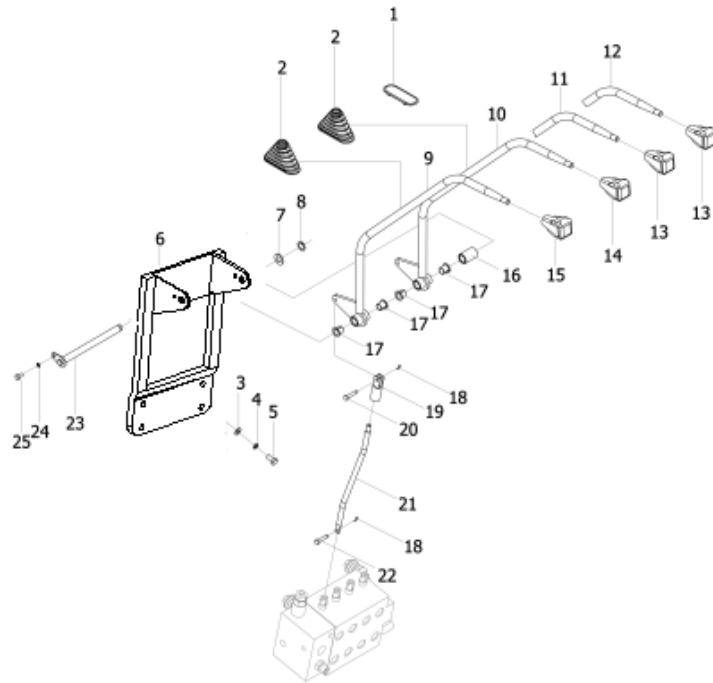
全部车型
All models of truck



序号 Item	物料码 Part NO.	名称 Description	数量 Qty	备注或适用车型 Remarks Or Serial NO.
1	RTE350-603300-000	液压油箱盖总成 Cap assembly	1	
2	A300-603200-000	空气呼吸过滤器 Breather filter	1	
2-1	JP300-615003-000	滤芯 Filter paper		
3	RTE350-603100-000	盖板 Cover plate	1	
4	G005783-008016-01	螺栓 M8×16 Bolt M8×16	8	
5	J000982-000008-00	垫圈 8 Washer 8	8	
6	XF250-603001-001	密封垫 Seal pad	1	
7	MB250-603130-000	回油滤油器总成 Filter assy	1	
8	A300-603010-000	吸油滤油器总成 Suction filter	1	
9	N163-340002-000	磁铁 Magnet	1	
10	A300-340002-000	垫圈 Washer	1	J000982-000024-00
11	N163-340008-000	螺塞 Plug	1	

图6 多路阀操纵
Fig.6 Multi-way valve control

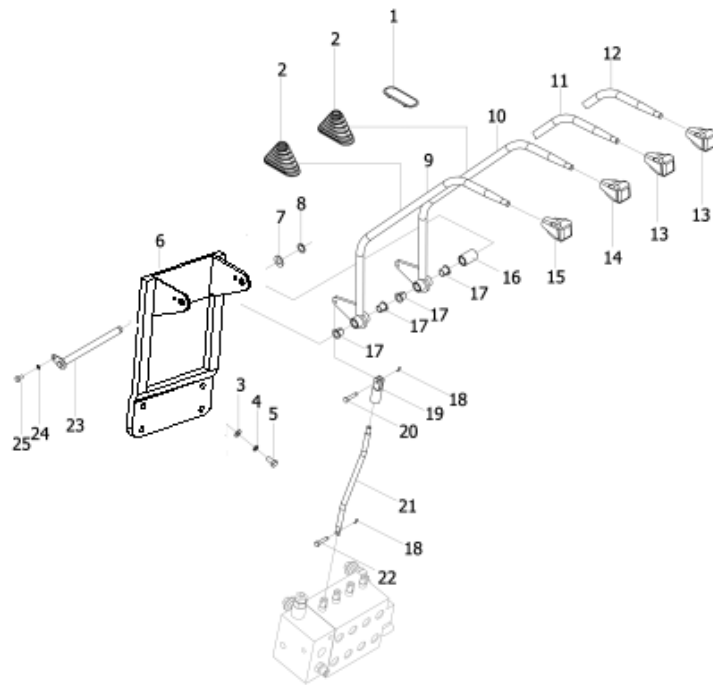
全部车型
All models of truck



序号 Item	物料码 Part NO.	名称 Description	数量 Qty	备注或适用车型 Remarks Or Serial NO.
1	XF250-610004-000	塞子 Plug	3	Qty :3 SEC 2, 4 SEC 1,5 SEC 0
2	XF250-610005-000	护套 Sleeve	2	Qty :3 SEC 3, 4 SEC 4 ,5 SEC 5
3	G0097P1-000010-00	垫圈 10 Washer 10	4	
4	G000093-000010-00	垫圈 10 Washer 10	4	
5	G005783-010035-00	螺栓 10×35 Bolt M10×35	4	
6	RTE350-610100-000	支架 Bracket	1	<2017-02-20
6	RTE350-610100-001	支架 Bracket	1	≥2017-02-20
7	JS160-610010-000	调整垫 Adjustment washer	1	第四联阀用 For 4th SEC
8	G0894P1-000012-00	挡圈 12 Snap ring 12	1	仅四联阀用 For 4th SEC
9	XF250-612200-000	多路阀手柄杆 1 Multi-way valve handle 1	1	
10	XF250-612300-000	多路阀手柄杆 2 Multi-way valve handle 2	1	
11	XF250-612400-000	多路阀手柄杆 3 Multi-way valve handle 3	1	第三联阀用 For 3rd SEC
12	XF250-612500-000	多路阀手柄杆 4 Multi-way valve handle 4	1	第四联阀用 For 4th SEC
13	XF250-610006-000	侧移手把 Knob, Side shifter	1	
13	XF250-610007-000	夹紧放松手把 Knob, Clamping relax	1	

图6 多路阀操纵
Fig.6 Multi-way valve control

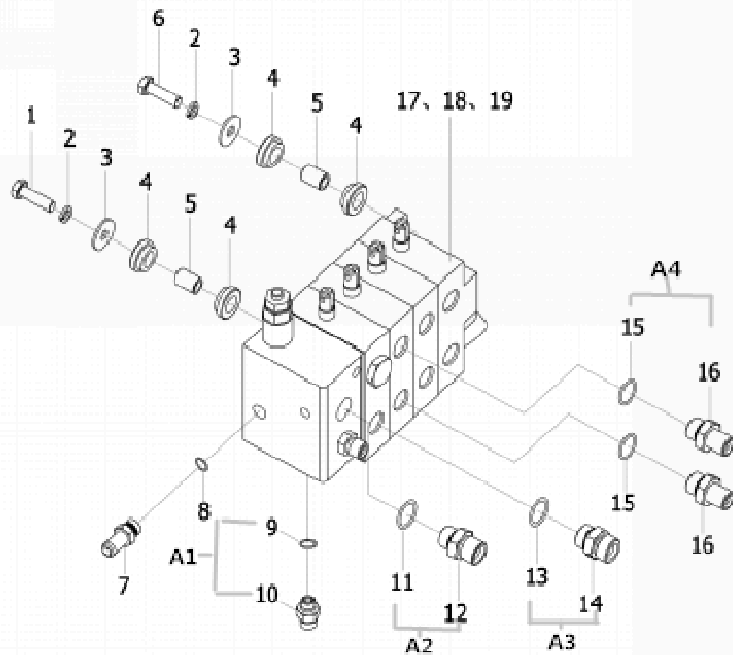
全部车型
All models of truck



序号 Item	物料码 Part NO.	名称 Description	数量 Qty	备注或适用车型 Remarks Or Serial NO.
13	XF250-610008-000	旋转手把 Knob, Rotation	1	
13	XF250-610009-000	调距手把 Knob, Fork Positioner	1	
14	XF250-610002-000	倾斜手把 Tilting knob	1	
15	XF250-610001-000	起升手把 Lifting knob	1	
16	N163-612002-000	轴环 Shaft collar	1	仅二联阀用 Only for 2 SEC
17	N163-612001-000	衬套 Bush	4	
18	G000091-002016-00	销 2×16 Pin 2×16	6	Qty :3 SEC 9, 4 SEC 12,5 SEC 15
19	R450-613001-000	接头 Connector	2	三联 3, 3 SEC 3, 四联 4, 4 SEC 4
20	G000882-006022-00	销轴 6×22 Pin shaft 6×22	2	三联 3, 3 SEC 3, 四联 4, 4 SEC 4
21	XF250-612602-000	杆 Rod	2	三联 3, 3 SEC 3, 四联 4, 4 SEC 4
22	N163-610008-000	销轴 Pin shaft	2	Qty :3 SEC 3 , 4 SEC 4 ,5 SEC 5
23	N163-612700-000	销轴 Pin shaft	1	二、三联阀用 For 2/3SEC
23	N163-612800-000	销轴 Pin shaft	1	仅四联阀用 For 4 SEC
24	G000093-000006-00	垫圈 6 Washer 6	1	
25	G005783-006012-01	螺栓 M6×12 Bolt M6×12	1	

图7 多路阀总成
Fig.7 Multi-way valve assy

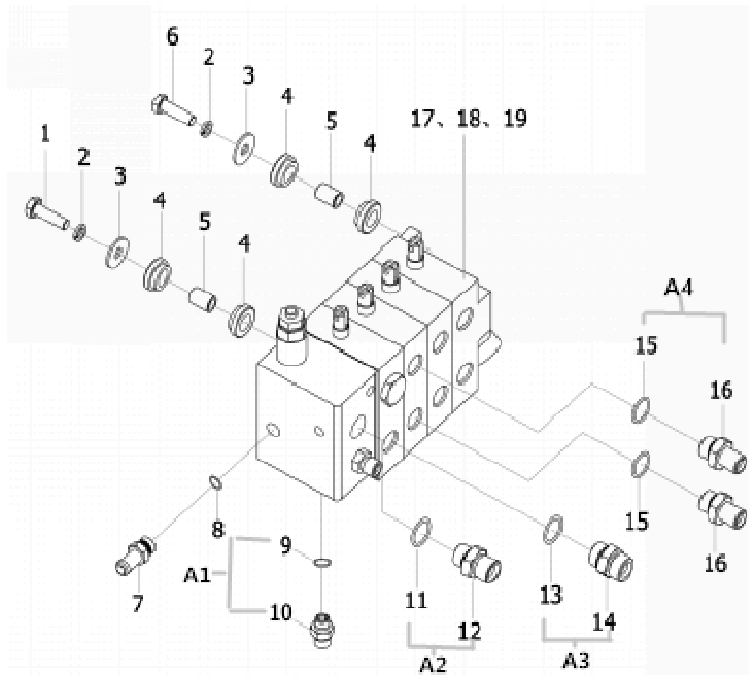
全部车型
All models of truck



序号 Item	物料码 Part NO.	名称 Description	数量 Qty	备注或适用车型 Remarks Or Serial NO.
1	G005785-010045-00	螺栓 M10×1.25×45 Bolt M10×1.25×45	1	
2	G000093-000010-00	垫圈 10 Washer 10	3	
3	G000096-000010-00	垫圈 10 Washer 10	3	
4	R450-610001-000	缓冲垫 Cushion	6	
5	RC250-602101-000	套管 Sleeve	3	
6	G005785-010045-00	螺栓 M10×1.25×45 Bolt M10×1.25×45	2	
7	XF250-611600-000	管接头 Nipple-assy	1	
8	J000982-000016-00	垫圈 16 Washer 16	1	
A1	XF250-611700-000	管接头 Connector	1	INC:9, 10
9	G001235-001402P4-00	O 型密封圈 14×2.4 O-ring 14×2.4	1	
10	XF250-611701-000	接头体 Connector	1	
A2	XF250-611500-000	管接头 Connector	1	INC:11, 12
11	G001235-002402P4-00	O 型密封圈 24×2.4 O-ring 24×2.4	1	
12	XF250-611501-000	接头体 Connector	1	
A3	XF250-611800-000	90° 管接头 Elbow	1	INC:13, 14

图7 多路阀总成
Fig.7 Multi-way valve assy

全部车型 All models of truck



序号 Item	物料码 Part NO.	名称 Description	数量 Qty	备注或适用车型 Remarks Or Serial NO.
13	G001235-002202P4-00	O 型密封圈 22×2.4 O-ring 22×2.4	1	
14	XF250-611801-000	接头体 Connector	1	
A4	XF250-611900-000	管接头 Connector	2	INC:15, 16
15	G001235-002202P4-00	O 型密封圈 22×2.4 O-ring 22×2.4	2	
16	XF250-611901-000	接头体 Connector	2	
17	XF250-611100-000	二联多路阀 2 SEC valve	1	
18	XF250-611200-000	三联多路阀 3 SEC valve	1	
19	XF250-611300-000	四联多路阀 4 SEC valve	1	

图 7-1 多路阀总成(感知系统)
Fig.7-1 Multi-way valve assy (OPS System)

全部车型 All models of truck

序号 Item	物料码 Part No.	名称 Description	数量 Qty	备注或适用车型 Remarks Or Serial No.
1	G005785-010040-00	螺栓 M10×1.25×40 Bolt M10×1.25×40	3	
2	G000093-000010-00	垫圈 10 Washer 10	3	
3	G000096-000010-00	垫圈 10 Washer 10	3	
4	R450-610001-000	缓冲垫 Cushion	6	
5	RC250-602101-000	套管 Sleeve	3	
A1	RA310-611600-000	管接头总成 Connector assy	1	INC:7、8
7	RA310-611601-000	管接头 Nipple-assy	1	
8	G001235-001802P4-00	O 型密封圈 18×2.4 O-ring 18×2.4	1	
11	G001235-002402P4-00	O 型密封圈 24×2.4 O-ring 24×2.4	1	
12	XF250-611500-000	管接头 Connector	1	
13	G001235-002202P4-00	O 型密封圈 22×2.4 O-ring 22×2.4	1	
14	XF250-611800-000	90° 管接头 Elbow	1	
15	G001235-002202P4-00	O 型密封圈 22×2.4 O-ring 22×2.4	2	

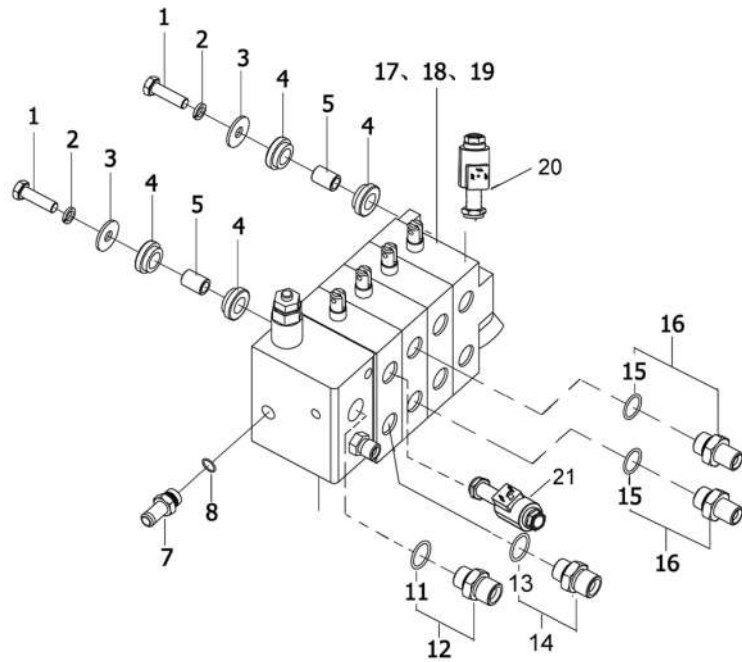


图 8 回油滤油总成
Fig.8 Strainer assy

全部车型 All models of truck

序号 Item	物料码 Part NO.	名称 Description	数量 Qty	备注或适用车型 Remarks Or Serial NO.
1	Q672-44-G00	双钢丝式环箍 44 Clamp 44	2	
2	RTE350-602001-000	回油管 Oil return pipe	1	二联用 For 2 SEC
3	RTE350-602003-000	回油管 Oil return pipe	1	三联用 For 3 SEC
3	RTE350-602004-000	回油管 Oil return pipe	1	四联用 For 4 SEC
4	XF250-602002-000	管夹 Clamp	1	
5	G005783-008016-01	螺栓 M8×16 Bolt M8×16	1	
6	G000093-000008-00	垫圈 8 Washer 8	1	
7	G0097P1-000008-00	垫圈 8 Washer 8	1	

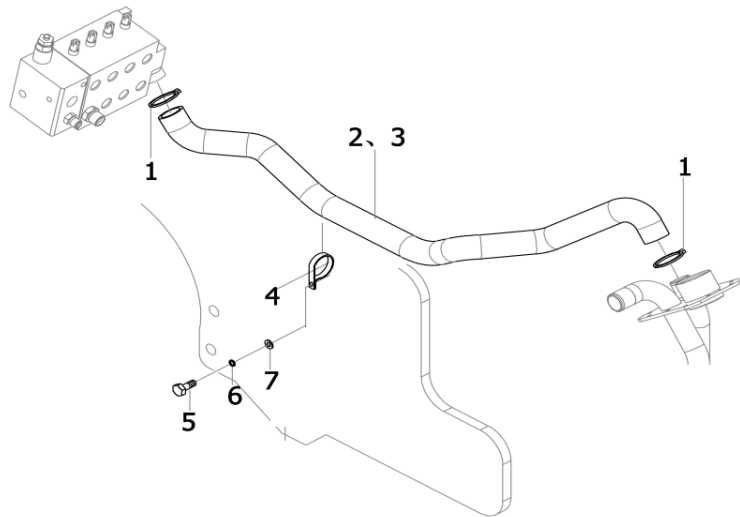
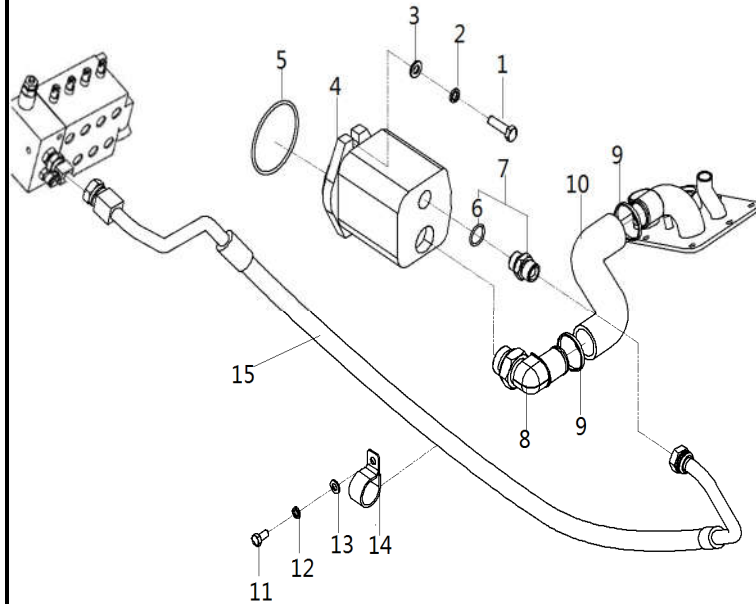


图9 油泵总成
Fig.9 Pump assy

① CPCD30/35-XW98C-RT4 ② CPCD30/35-XW98E-RT2 ③ CPCD25-XW98C-RT4
④ CPCD25-XW98E-RT2

序号 Item	物料码 Part NO.	名称 Description	数量 Qty	备注或适用车型 Remarks Or Serial NO.
1	G005783-010030-01	螺栓 M10×30 Bolt M10×30	2	
2	G000093-000010-00	垫圈 10 Washer 10	2	
3	G0097P1-000010-00	垫圈 10 Washer 10	2	
4	XF2526-601100-000	齿轮泵 Gear pump	1	① ②
4	RTE254-601100-000	齿轮泵 Gear pump	1	③
5	AS568-236-G00	O形密封圈 AS568-236 O-ring AS568-236	1	
6	G001235-002402P4-00	O形密封圈 24×2.4 O-ring 24×2.4	1	
7	XF250-611500-000	管接头 Pipe connector	1	包含/INC:6
8	R305-601200-000	管接头 Pipe connector	1	
9	Q672-45-G00	双钢丝式环箍 45 Clamp	2	
10	RTC354-600001-000	吸油管 Suction pipe	1	①
10	RTE354-600001-000	吸油管 Suction pipe	1	②
10	RTC254-600001-000	吸油管 Suction pipe	1	③
10	RTE254-600001-000	吸油管 Suction pipe	1	④
11	G005783-008016-01	螺栓 M8×16 BoltM8×16	1	



第七部分 电气系统目录
PART VII Electricalsystem contents

- (A) CPCD30/35-XW43E-RT (B) CPCD30/35-XW33E-RT (C) CPCD25-XW43E-RT (D) CPCD25-XW33E-RT
 (E) CPCD30/35-XW33C-RT4 (F) CPCD25-XW33C-RT4 (G) CPCD30/35-XW43C-RT4 (H) CPCD25-XW43C-RT4
 (I) CPCD30/35-XW98C-RT4 (J) CPCD30/35-XW98E-RT2 (K) CPCD25-XW98C-RT4 (L) CPCD25-XW98E-RT2
 (M) CPCD30/35-XG72E-RT2 (N) CPCD25-XG72E-RT2 (O) CPCD30/35-XG72C-RT4 (P) CPCD25-XG72C-RT4

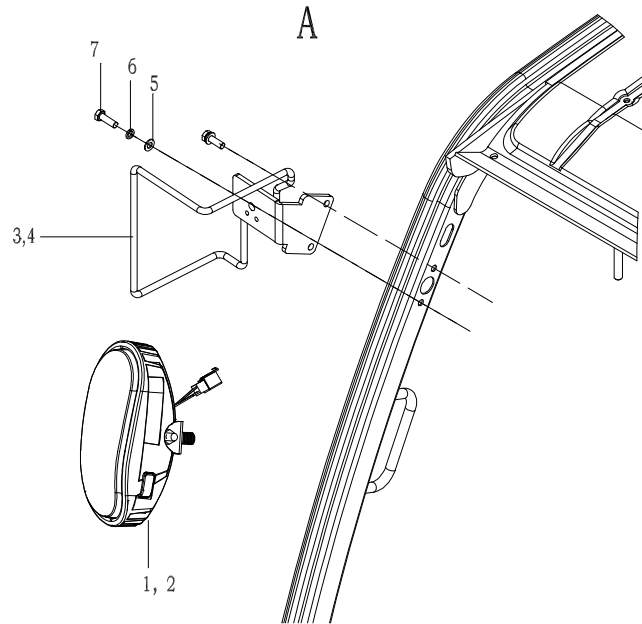
序号 Item	名称 Description	适用车型 Serial No.	页码 Page
图 I Fig. I	前灯总成 front lamps assy	全部车型 All models of truck	7-1
图 II Fig. II	后灯总成 rear lamps assy	全部车型 All models of truck	7-2
图 III Fig. III	控制盒总成 Control box assy	(B) (D)	7-3
图 IV Fig. IV	控制盒总成 Control box assy	(A) (C)	7-4
图 V Fig. V	OPS 控制盒总成 OPS Control box assy	(A) (C)	7-5
图 VI Fig. VI	喇叭总成 Horn assy	全部车型 All models of truck	7-6
图 VII Fig. VII	组合开关 Combination Switch assy	全部车型 All models of truck	7-7
图 VIII Fig. VIII	组合仪表总成 Instrument assy	全部车型 All models of truck	7-8
图 IX Fig. IX	四卡翘板开关 4-Rocker Switches	全部车型(选配) All models of truck (Optional)	7-10
图 X Fig. X	手刹开关总成 Hand-brake switch assy	全部车型(选配) All models of truck (Optional)	7-11

序号 Item	名称 Description	适用车型 Serial No.	页码 Page
图XI Fig.XI	控制盒总成 Control box assy	⑥ ⑦	7-12
图XII Fig.XII	控制盒总成 Control box assy	⑧ ⑨	7-13
图 XIII Fig.XIII	灯光开关 Light switch	全部车型 All models of truck	7-14
图 XIV Fig.XIV	换挡开关 Shift switch	全部车型 All models of truck	7-15
图 1 Fig. 1	电气系统 Electrical system	② ④	7-16
图 2 Fig. 2	电气系统 Electrical system	① ③	7-21
图 3 Fig. 3	电气系统(感知系统) Electrical system(Sensing System)	① ③	7-26
图 4 Fig. 4	电气系统 Electrical system	⑥ ⑦	7-31
图 5 Fig. 5	电气系统 Electrical system	⑧ ⑨	7-36
图 6 Fig. 6	电气系统 Electrical system	⑩ ⑫	7-42
图 7 Fig. 7	控制盒总成 Control box assy	⑩ ⑫	7-46
图 8 Fig.8	电气系统(感知系统) Electrical system(Sensing System)	② ④	7-47
图 9 Fig. 9	OPS 控制盒总成 OPS Control box assy	② ④	7-51
图 10 Fig. 10	电气系统(感知系统) Electrical system(Sensing System)	⑥ ⑦	7-52
图 11 Fig. 11	OPS 控制盒总成 OPS Control box assy	⑥ ⑦	7-57

图 12 Fig. 12	电气系统(感知系统) Electrical system(Sensing System)	Ⓒ Ⓓ	7-58
图 13 Fig. 13	OPS 控制盒总成 OPS Control box assy	Ⓒ Ⓓ	7-63
图 14 Fig. 14	电气系统 Electrical system	Ⓙ Ⓛ	7-64
图 15 Fig. 15	控制盒总成 Control box assy	Ⓙ Ⓛ	7-68
图 16 Fig. 16	仪表总成 Instrument assy	Ⓚ Ⓙ Ⓚ	7-69
图 17 Fig. 17	PV380 总线仪表 PV380 Bus instrument	选配 Optional	7-70
图 18 Fig. 18	电气系统 Electrical system	Ⓜ Ⓝ Ⓞ Ⓟ	7-71
图 19 Fig. 19	控制盒总成 Control box assy	Ⓜ Ⓝ Ⓞ Ⓟ	7-75

图 I 前灯总成
Fig. I Front lamps assy

全部车型
All models of truck



序号 Item	物料码 Part NO.	名称 Description	数量 Qty	备注或适用车型 Remarks Or Serial NO.
A	RTE350-760000-000	前灯总成 Front lamp-assy	1	
1	RTE350-760100-001	左前灯 Left Lamp	1	
2	RTE350-760200-001	右前灯 Right Lamp	1	
3	RTE350-761000-000	左前灯架总成 Lamp bracket, Left	1	
4	RTE350-762000-000	右前灯架总成 Lamp bracket, Righ	1	
5	G0097P1-000008-00	垫圈 8 Washer 8	4	
6	G000093-000008-00	垫圈 8 Washer 8	4	
7	G005783-008016-00	螺栓M8×16 Bolt M8×16	4	

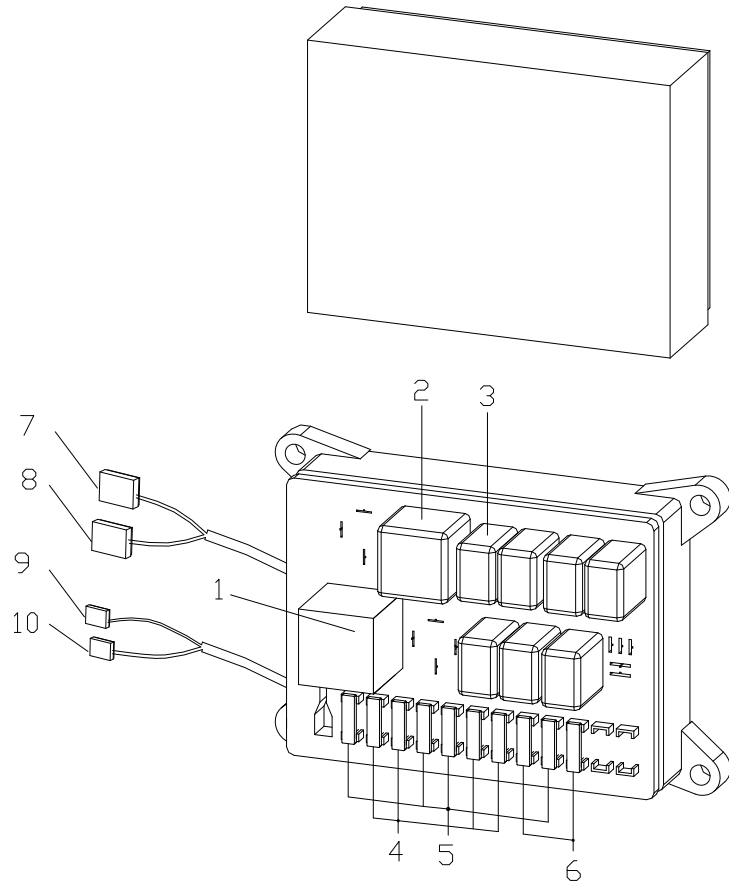
图 II 后灯总成
Fig. II rear lamps assy

全部车型
All models of truck

序号 Item	物料码 Part NO.	名称 Description	数量 Qty	备注或适用车型 Remarks or Serial NO.
1	N163-420100-000	螺钉组件 Screw component	2	
2	RTE350-700001-000	警灯支架 Warning lamp stents	1	
3	RTE350-700003-001	警灯 Warning lamp	1	
4	RTE350-700002-001	后工作灯, Rear work lamp	1	
5	XF250-770000-001	后组合灯 Rear lamps	1	
6	XF250-780000-001	后灯线束 Rear lamps harness	1	
7	XF250-800009-550	扶手 Handrail	1	
8	RTE350-700700-000	扶手按钮开关 Horn button	1	
9	G00818-005020-00	螺栓 M5×20 Bolt M5×20	2	
10	G000093-000005-00	弹垫 5 Spring 5	2	
11	G0097P1-000005-00	平垫 5 Washer 5	2	

图III 控制盒总成
Fig.III Control box assy

ⓑ CPCD30/35-XW33E-RT ⓓ CPCD25-XW33E-RT Ⓜ CPCD30/35-XG72E-RT2 Ⓝ CPCD25-XG72E-RT2



序号 Item	物料码 Part NO.	名称 Description	数量 Qty	备注或适用车型 Remarks Or Serial NO.
A1	RTE350-706000-000	控制盒总成 Control box	1	
1	XF250-706003-000	闪光器 Flasher	1	
2	XB450-706001-000	预热继电器 Pre-heat Relay	1	
3	XB450-706003-000	通用继电器 Universal relay	7	
4	BK/ATC-10	保险丝 10A Fuse 10A	4	
5	BK/ATC-15	保险丝 15A Fuse 15A	4	
6	BK/ATC-20	保险丝 20A Fuse 20A	2	
7	0461703	二十线复合插座 20-way socket	1	
8	0462303	十线复合插座 10-way socket	1	
9	DJ7021Y-9.5-20	二线复合插座 2-way socket	1	
10	DJ7021-7.8-20	双线复合插座 2-way socket	1	

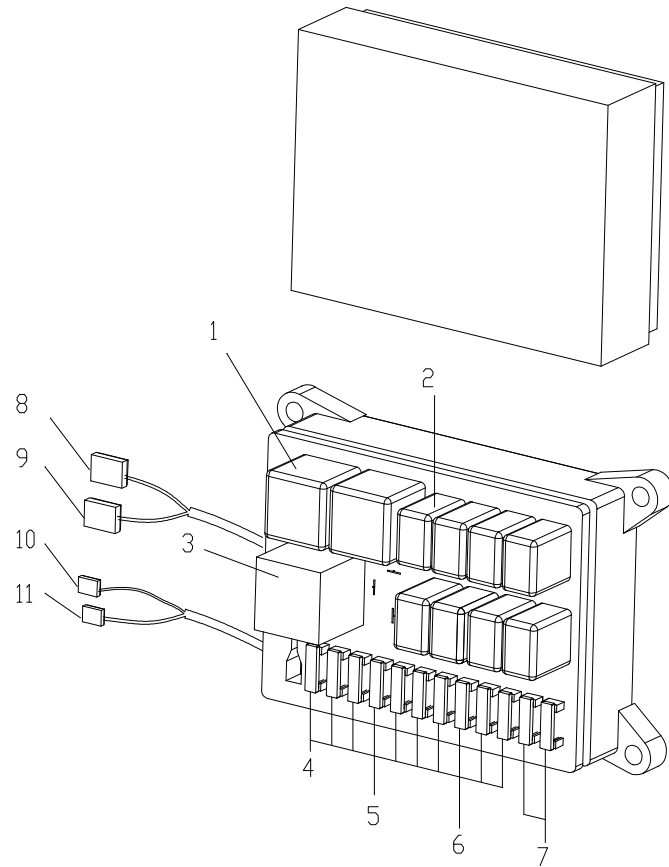
图 IV 控制盒总成
Fig.IV Control box assy

Ⓐ CPCD30/35-XW43E-RT Ⓒ CPCD25-XW43E-RT

序号 Item	物料码 Part NO.	名称 Description	数量 Qty	备注或适用车型 Remarks Or Serial NO.
A1	RTE353-706000-000	控制盒总成 Control box	1	<2019-08-05
A1	RTE353-706000-001	控制盒总成 Control box	1	≥2019-08-05
1	XF250-706003-000	闪光器 Flasher	1	
2	XB450-706001-000	预热继电器 Pre-heat Relay	1	
3	XB450-706003-000	通用继电器 Universal relay	7	
4	BK/ATC-10	保险丝 10A Fuse 10A	7	
5	BK/ATC-15	保险丝 15A Fuse 15A	2	
6	BK/ATC-20	保险丝 20A Fuse 20A	2	
7	BK/ATC-30	保险丝 30A Fuse 30A	1	
8	0461703	二十线复合插座 20-way socket	1	
9	0462303	十线复合插座 10-way socket	1	
10	DJ7021Y-9.5-20	二线复合插座 2-way socket	1	
11	DJ7021-7.8-20	双线复合插座 2-way socket	1	

图.V OPS 控制盒总成
Fig.V OPS Control box assy

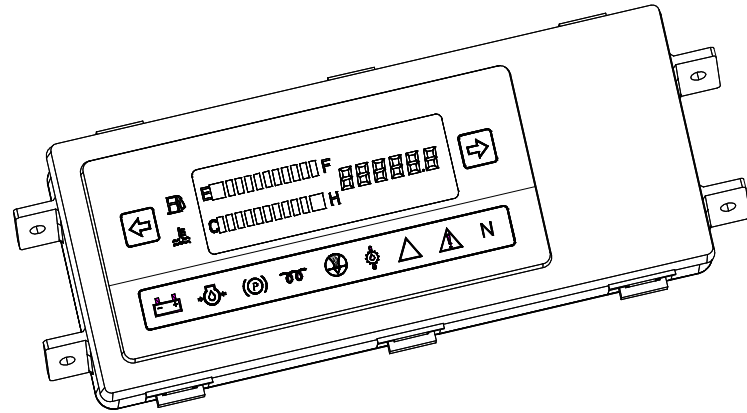
Ⓐ CPCD30/35-XW43E-RT Ⓒ CPCD25-XW43E-RT



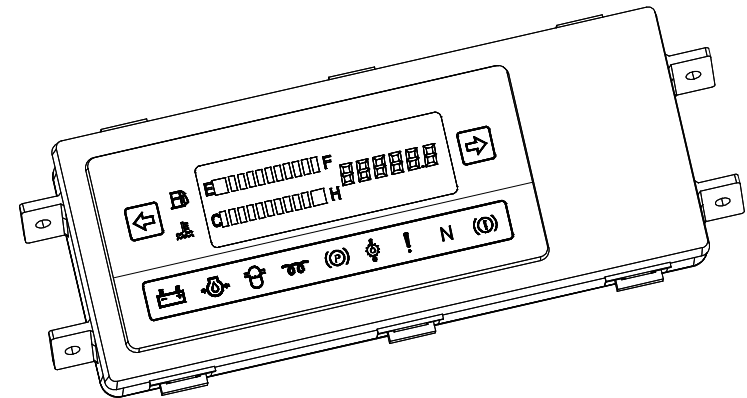
序号 Item	物料码 Part NO.	名称 Description	数量 Qty	备注或适用车型 Remarks Or Serial NO.
A1	RTE353-706000-900	控制盒总成 Control box	1	
1	XB450-706001-000	预热继电器 Pre-heat Relay	2	
2	XB450-706003-000	通用继电器 Universal relay	8	
3	XF250-706003-000	闪光器 Flasher	1	
4	BK/ATC-10	保险丝 10A Fuse 10A	8	
5	BK/ATC-15	保险丝 15A Fuse 15A	1	
6	BK/ATC-20	保险丝 20A Fuse 20A	1	
7	BK/ATC-30	保险丝 30A Fuse 30A	1	
8	0461703	二十线复合插座 20-way socket	1	
9	0462303	十线复合插座 10-way socket	1	
10	DJ7021Y-9.5-20	二线复合插座 2-way socket	1	
11	DJ7021-7.8-20	双线复合插座 2-way socket	1	

图.VIII 组合仪表总成
Fig.VIII Instrument assy

全部车型
All models of truck



序号 Item	物料码 Code No.	名称 Description	数量 Qty	备注或适用车型 Remarks Or Serial No.
A1	X701-740000-000	组合仪表总成 Instrument assy	1	Ⓐ ③



A2	XF250-740000-000	组合仪表总成 Instrument assy	1	Ⓑ ④

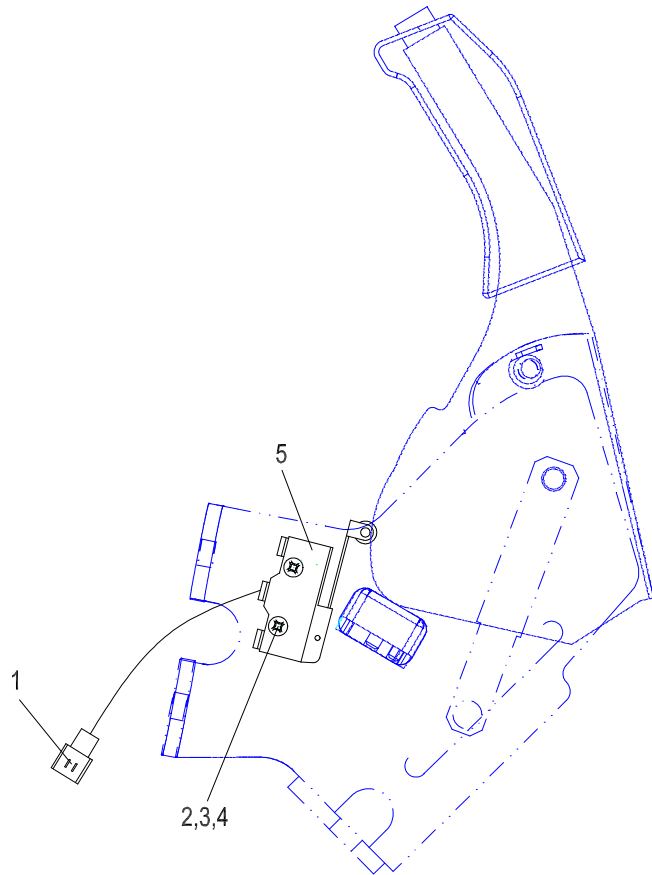
图IX 四卡翘板开关
Fig.IX 4-Rocker Switches

全部车型(选配)
All models of truck (Optional)

序号 Item	物料码 Part NO.	名称 Description	数量 Qty	备注或适用车型 Remarks or Serial NO.
1	MB250-700508-W00	风扇开关 Switch, Fan	1	
2	MB250-700502-W00	警灯开关 Switch, Warning light	1	
3	MB250-700503-W00	后工作灯开关 Switch, Lamp after	1	
4		后除霜开关 Switch, Defrosting after	1	无此零件 Without the parts
5	MB250-700501-W00	盖板 Cover plate	1	
6	MB250-700506-W00	前雨刮洗涤器开关 wash switch, Front wiper	1	
7		后雨刮器及洗涤器开关 Rear wiper, wash switch	1	无此零件 Without the parts
8	MB250-700504-W00	液化气/汽油 开关 LPG/GAS Switch	1	
9	MB250-700505-W00	前雨刮器开关 Switch, Front wiper	1	
10	RTC350-700501-W00	2-4 驱转换翘板开关 2-4 drive switch	1	
11	RTC350-700502-W00	差速器锁开关 Differential lock switch	1	

图.X 手刹开关总成
Fig.X Hand-brake switch assy

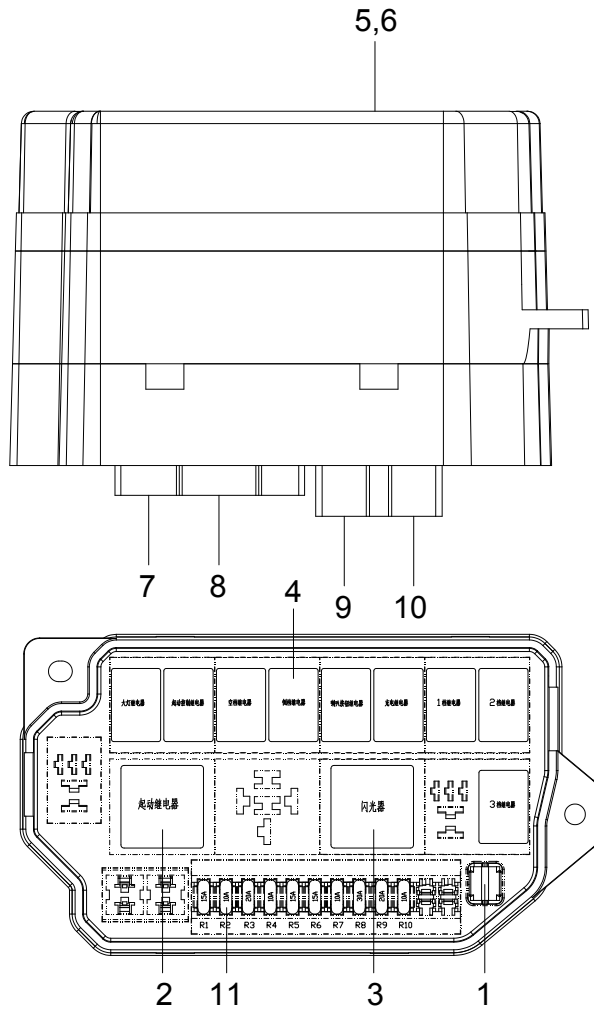
全部车型(选配)
All models of truck (Optional)



序号 Item	物料码 Part NO.	名称 Description	数量 Qty	备注或适用车型 Remarks or Serial NO.
A1	XF250-703000-500	手刹开关总成 hand-brake switch assy	1	
A2	MB250-703000-001	手刹开关总成 hand-brake switch assy	1	① ②
1	R960-703100-800	手刹开关线束 wire harness	1	A1
1	NC9419-703100-800	手刹开关线束 wire harness	1	A2
2	G000818-004025-00	螺钉 M4×25 Screws M4×25	2	
3	G000093-000004-00	垫圈 4 Gasket 4	2	
4	G0097P1-000004-00	垫圈 4 Gasket 4	2	
5	XF250-703001-500	微动开关 Micro switch	1	

图.XI控制盒总成
Fig.XI Control box assy

Ⓔ CPCD30/35-XW33C-RT4 Ⓕ CPCD25-XW33C-RT4

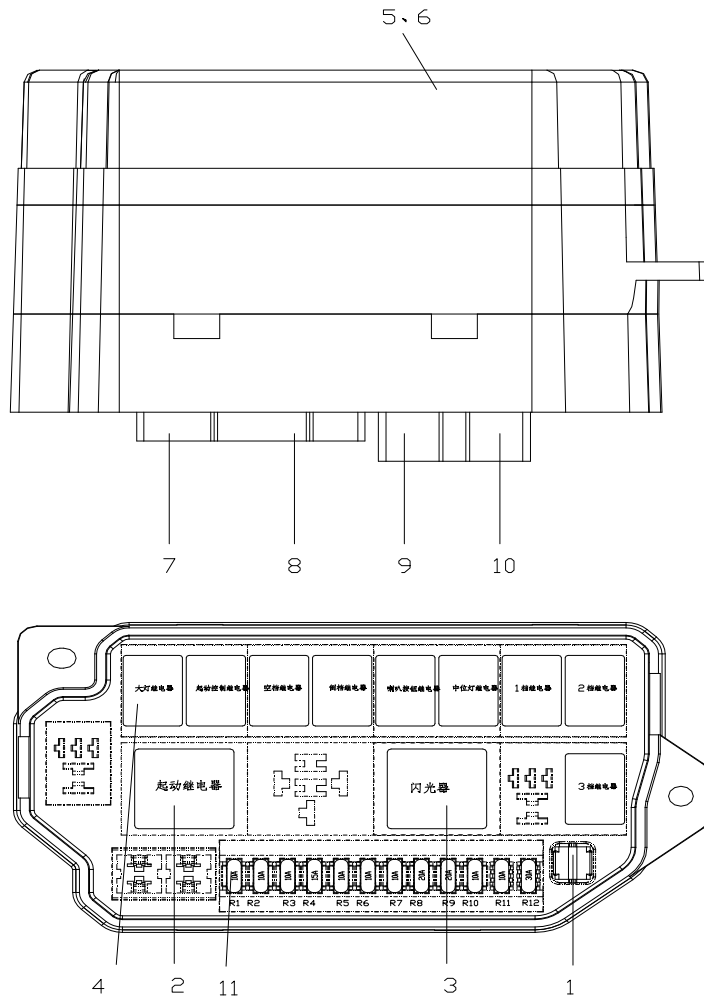


序号 Item	物料码 Part NO.	名称 Description	数量 Qty	备注或适用车型 Remarks Or Serial NO.
	RTC350-706000-000	控制盒总成 Control box	1	
1	A300-704003-000	拔片器	1	
2	XB450-706001-000	预热继电器 Pre-heat Relay	1	
3	XF250-706003-000	闪光器 Flasher	1	
4	XB450-706003-000	通用继电器 Universal relay	9	
5	RTC353-706001-000	控制盒标签 Control box label	1	内销用
6	RTC353-706002-000	控制盒标签 Control box label	1	外销用
7	DJ7161Y-2.8-10	十六线复合插头 16-way plug	1	
8	DJ7162Y-2.8-10	十六线复合插头 16-way plug	1	
9	DJ7071Y-6.3/7.8-10	七线复合插头 7-way plug	1	
10	DJ7021Y-9.5-10	9.5 二线插头 2-way plug	1	
11	BK/ATC-10	保险丝 10A Fuse 10A	4	
	BK/ATC-15	保险丝 15A Fuse 15A	3	
	BK/ATC-20	保险丝 20A Fuse 20A	2	
	BK/ATC-30	保险丝 30A Fuse 30A	1	

图.XII 控制盒总成
Fig.XII Control box assy

Ⓒ CPCD30/35-XW43C-RT4

Ⓓ CPCD25-XW43C-RT4



序号 Item	物料码 Part NO.	名称 Description	数量 Qty	备注或适用车型 Remarks Or Serial NO.
	RTC353-706000-000	控制盒总成 Control box	1	
1	A300-704003-000	拔片器	1	
2	XB450-706001-000	预热继电器 Pre-heat Relay	1	
3	XF250-706003-000	闪光器 Flasher	1	
4	XB450-706003-000	通用继电器 Universal relay	9	
5	RTC353-706001-000	控制盒标签 Control box label	1	内销用
6	RTC353-706002-000	控制盒标签 Control box label	1	外销用
7	DJ7161Y-2.8-10	十六线复合插头 16-way plug	1	
8	DJ7162Y-2.8-10	十六线复合插头 16-way plug	1	
9	DJ7071Y-6.3/7.8-10	七线复合插头 7-way plug	1	
10	DJ7021Y-9.5-10	9.5 二线插头 2-way plug	1	
11	BK/ATC-10	保险丝 10A Fuse 10A	8	
	BK/ATC-15	保险丝 15A Fuse 15A	1	
	BK/ATC-20	保险丝 20A Fuse 20A	1	
	BK/ATC-30	保险丝 30A Fuse 30A	1	

图1 电气系统
Fig. 1 Electricalsystem

Ⓑ CPCD30/35-XW33E-RT

Ⓓ CPCD25-XW33E-RT

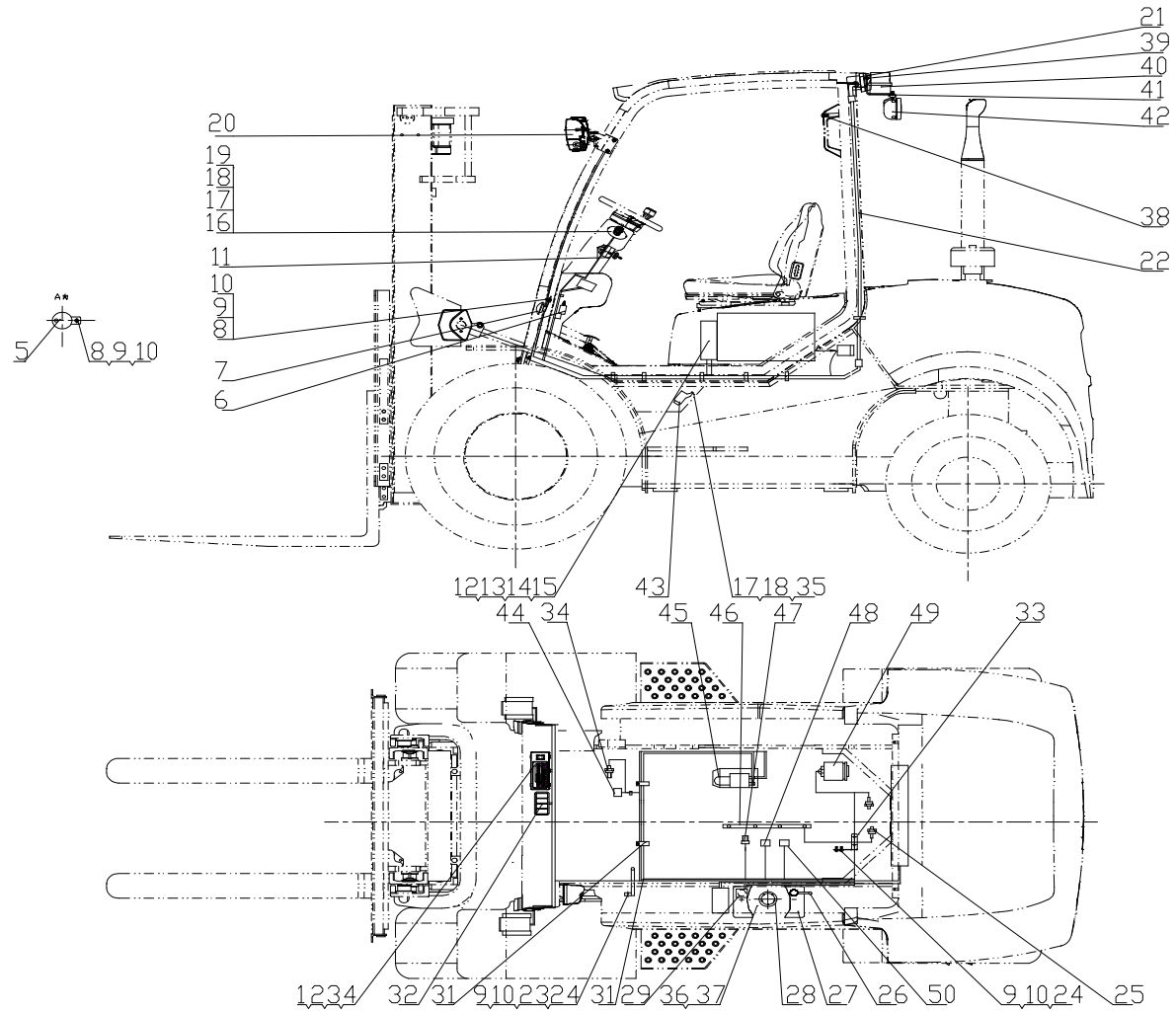


图 1 电气系统
Fig. 1 Electricalsystem

Ⓑ CPCD30/35-XW33E-RT

Ⓓ CPCD25-XW33E-RT

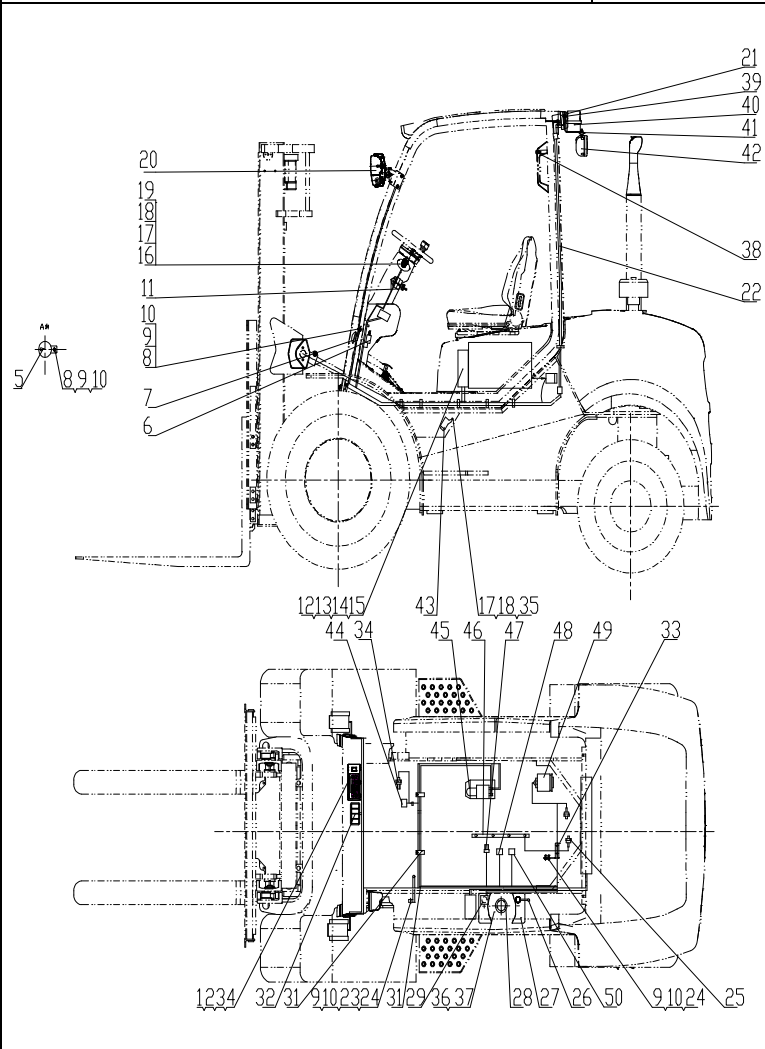
	序号 Item	物料码 Part NO.	名称 Description	数量 Qty	备注或适用车型 Remarks Or Serial NO.
	1	XF250-740000-000	仪表总成 Instrument assy	1	见图VIII, See Fig. VIII
	2	G000818-004012-00	螺钉M4×12 Screw M4×12	4	
	3	G0097P1-000004-00	垫圈 4 Washer4	4	
	4	G000093-000004-00	垫圈 4 Washer4	4	
	5	NC9717-700500-000	倒车蜂鸣器 Reversing Buzzer	1	
	6	N163-700600-000	制动灯开关 Brake switch	1	
	7	MB250-700009-000	喇叭 Horn	1	见图VI, See Fig. VI
	8	G0029P2-008016-00	螺栓M8×16 Bolt M8×16	2	
	9	G000093-000008-00	垫圈 8 Washer 8	5	
	10	G0097P1-000008-00	垫圈 8 Washer 8	5	
	11	R450-740200-000	预热起动开关 Pre-heat & start switch	1	
	12	G000093-000006-00	垫圈 6 Washer6	4	
	13	G0097P1-000006-00	垫圈 6 Washer6	4	
	14	RTE350-706000-000	控制盒 Control box	1	见图III, See Fig. III
	15	G000070-006030-00	螺钉M6×30 Screw M6×30	4	

图 1 电气系统
Fig. 1 Electricalsystem

Ⓑ CPCD30/35-XW33E-RT

Ⓓ CPCD25-XW33E-RT

序号 Item	物料码 Part NO.	名称 Description	数量 Qty	备注或适用车型 Remarks Or Serial NO.
16	XB450-705000-001	组合开关 Combination Switch assy	1	见图VII, See Fig. VII
17	G000093-000005-00	垫圈 5 Washer5	5	
18	G0097P1-000005-00	垫圈 5 Washer5	5	
19	G000818-005010-00	螺钉M5×10 Screw M5×10	4	
20	RTE350-760000-000	前灯总成 Front lamp-assy	1	见图 I , See Fig. I
21	XF250-770000-001	后组合灯 rear lamps assy	1	见图 II , See Fig. II
22	XF250-780000-001	后灯线束 Rear lamps harness	1	
23	R960-700300-820	起动机接地线 Ground wire, Starter	1	
24	G005783-008012-00	螺栓M8×12 Bolt M8×12	3	
25	MB250-700100-001	水温传感器 Water tempensor	1	
26	N163-700200-820	蓄电池负极引线 Cable, Battery(-)	1	
27	NC9321-700002-000	少维护蓄电池 Battery, Low-Maintenance	1	12V 90Ah
28	RTE350-700400-000	油量传感器 Fuel sensor	1	
29	N152-700100-000	蓄电池正极引线 Cable, Battery(+)	1	
30	RTE350-710000-000	车身主线束 Main wire-harness	1	

图 1 电气系统
Fig. 1 Electricalsystem

Ⓑ CPCD30/35-XW33E-RT

Ⓓ CPCD25-XW33E-RT

序号 Item	物料码 Part NO.	名称 Description	数量 Qty	备注或适用车型 Remarks Or Serial NO.
31	XF250-700006-000	抱箍 Hoop	2	
32	MB250-700600-000	四卡翘板开关 Four Cards rocker switch	1	
33	XF250-700003-000	线束固定支架 Harness fixing support	1	
34	XB450-700002-000	油温报警器 Fuel temperature warning	1	
35	G005783-005012-00	螺栓M5×12 Bolt M5×12	1	
36	J000982-000005-00	垫圈 5 Washer5	5	
37	G000067-005012-00	螺钉M5×12 Screw M5×12	5	
38	RTE350-700700-000	扶手按钮开关总成 Push button switchassy	1	
39	N163-420100-000	螺钉组件 Screw components	2	
40	RTE350-700003-001	警灯 Alarm lamp	1	
41	RTE350-700001-000	警灯支架 Warning lamp stents	1	
42	RTE350-700002-001	后工作灯 Rear work lamp	1	
43	129930-77970	QGS 控制盒 QGS Control box	1	发动机配 Supply by engine
44		换向电磁阀 Electrom agneticreversingvalves	1	变速箱配 Supply by transmission box
45	129900-77010	起动机 Starter	1	发动机配 Supply by engine

图2 电气系统
Fig. 2 Electricalsystem

Ⓐ CPCD30/35-XW43E-RT

Ⓒ CPCD25-XW43E-RT

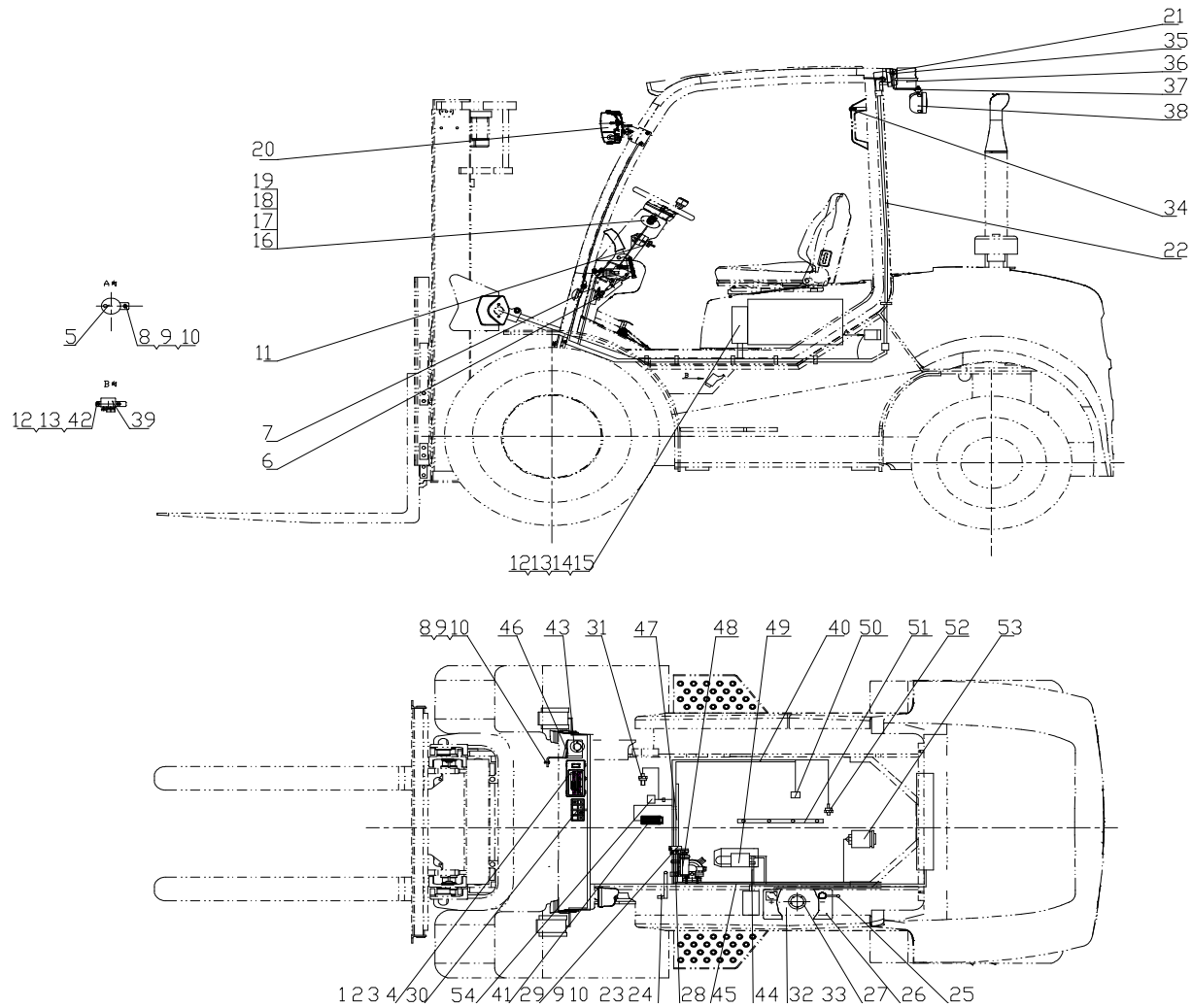


图2 电气系统
Fig. 2 Electricalsystem

Ⓐ CPCD30/35-XW43E-RT

Ⓒ CPCD25-XW43E-RT

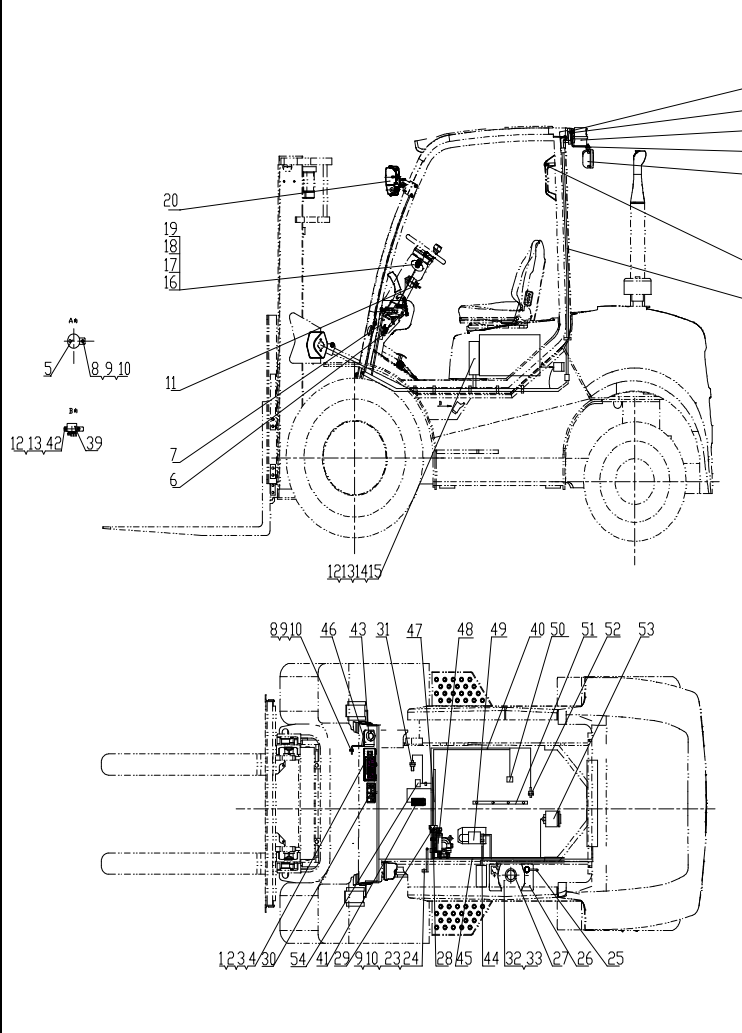
	序号 Item	物料码 Part NO.	名称 Description	数量 Qty	备注或适用车型 Remarks Or Serial NO.
	1	X701-740000-000	仪表总成 Instrument assy	1	见图Ⅷ, See Fig.Ⅷ
	2	G000818-004012-00	螺钉M4×12 Screw M4×12	4	
	3	G0097P1-000004-00	垫圈4 Washer4	4	
	4	G000093-000004-00	垫圈4 Washer4	4	
	5	NC9717-700500-000	倒车蜂鸣器 Reversing Buzzer	1	
	6	N163-700600-000	制动灯开关 Brake switch	1	
	7	N163-700009-000	喇叭 Horn	1	见图Ⅵ, See Fig.Ⅵ
	8	G0029P2-008016-00	螺栓M8×16 Bolt M8×16	3	
	9	G000093-000008-00	垫圈8 Washer 8	4	
	10	G0097P1-000008-00	垫圈8 Washer 8	4	
	11	R450-740200-000	预热启动开关 Pre-heat & start switch	1	
	12	G000093-000006-00	垫圈6 Washer6	6	
	13	G0097P1-000006-00	垫圈6 Washer6	6	
	14	RTE353-706000-000	控制盒 Control box	1	见图Ⅳ, See Fig. IV
	15	G000070-006030-00	螺钉M6×30 Screw M6×30	4	

图2 电气系统
Fig. 2 Electricalsystem

Ⓐ CPCD30/35-XW43E-RT

Ⓒ CPCD25-XW43E-RT

序号 Item	物料码 Part NO.	名称 Description	数量 Qty	备注或适用车型 Remarks Or Serial NO.
16	XB450-705000-001	组合开关 Combination Switch assy	1	见图VII, See Fig. VII
17	G000093-000005-00	垫圈 5 Washer5	4	
18	G0097P1-000005-00	垫圈 5 Washer5	4	
19	G000818-005010-00	螺钉M5×10 Screw M5×10	4	
20	RTE350-760000-000	前灯总成 Front lamp-assy	1	见图 I , See Fig. I
21	XF250-770000-001	后组合灯 rear lamps assy	1	见图 II , See Fig. II
22	XF250-780000-001	后灯线束 Rear lamps harness	1	
23	R960-700300-820	起动机接地线 Ground wire, Starter	1	
24	G005783-008012-00	螺栓M8×12 Bolt M8×12	1	
25	XB2516-700300-000	蓄电池负极引线 Cable, Battery(-)	1	
26	X710-700009-000	免维护蓄电池Battery, Free-Maintenance	1	12V 90Ah <2019.12.26
26	NC9321-700002-000	免维护蓄电池Battery, Free-Maintenance	1	12V 90Ah ≥2019.12.26
27	RTE350-700400-000	油量传感器 Fuel sensor	1	
28	RTE353-710000-000	车身主线束 Main wire-harness	1	
29	XF250-700006-000	抱箍 Hoop	2	

图2 电气系统
Fig. 2 Electricalsystem

Ⓐ CPCD30/35-XW43E-RT

Ⓒ CPCD25-XW43E-RT

序号 Item	物料码 Part NO.	名称 Description	数量 Qty	备注或适用车型 Remarks Or Serial NO.
30	MB453-700400-000	四卡翘板开关 Four Cards rocker switch	1	
31	XB450-700002-000	油温报警器 Fuel temperature warning	1	
32	J000982-000005-00	垫圈 5 Washer5	5	
33	G000067-005012-00	螺钉M5×12 Screw M5×12	5	
34	RTE350-700700-000	扶手按钮开关总成 Push button switchassy	1	
35	N163-420100-000	螺钉组件 Screw components	2	
36	RTE350-700003-001	警灯 Alarm lamp	1	
37	RTE350-700001-000	警灯支架 Warning lamp stents	1	
38	RTE350-700002-001	后工作灯 Rear work lamp	1	
39	R488-700010-000	预热继电器 12V Pre-heat Relay 12V	1	
40	XB2516-730000-000	预热线束 Preheat wire-harness	1	
41	R300-700001-000	电子油门踏板 Electronic Acceleratorpedal	1	
42	G000818-006014-00	螺钉M6×14 Screw M6×14	2	
43	ED250B-1-G00	紧急断电开关 Emergency power off switch	1	
44	RTE353-700200-000	电源开关接起动机线 Power switch to starter line	1	

图2 电气系统
Fig. 2 Electricalsystem

Ⓐ CPCD30/35-XW43E-RT

Ⓒ CPCD25-XW43E-RT

序号 Item	物料码 Part NO.	名称 Description	数量 Qty	备注或适用车型 Remarks Or Serial NO.
45	RTE353-700100-000	蓄电池接电源开关线 Battery to power switch line	1	
46	RTE353-700300-000	总开关支架 Main switch stents	1	
47	R962-701000-000	线束固定支架 Harness fixing support	1	
48		油水分离报警 Water-oil separation alarm	1	发动机配 Supply by engine
49		起动机 Starter	1	发动机配 Supply by engine
50	R457-700002-001	油压报警器 HydraulicOil alarm	1	
51		预热塞 Glow plug	1	发动机配套 Supply by engine
52	XB450-700001-000	水温传感器 Water tempensor	1	
53		发电机 Generator	1	发动机配 Supply by engine
54		换向电磁阀 Electrom agneticreversingvalves	1	变速箱配 Supply by transmission box

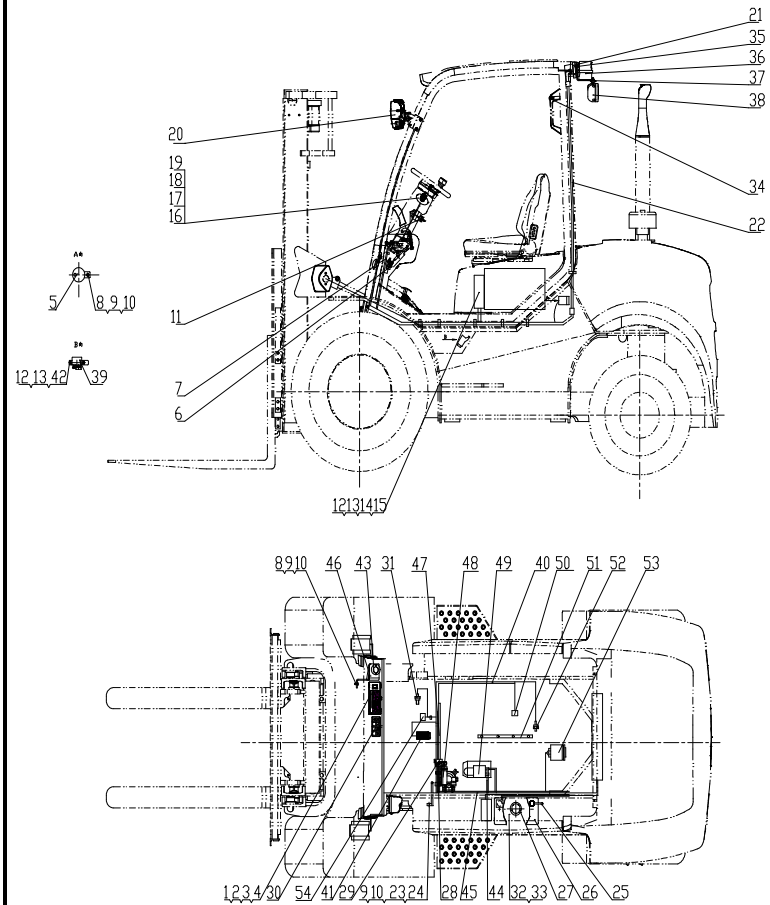


图3 电气系统(感知系统)

Fig. 3 Electrical system(Sensing System)

Ⓐ CPCD30/35-XW43E-RT

Ⓒ CPCD25-XW43E-RT

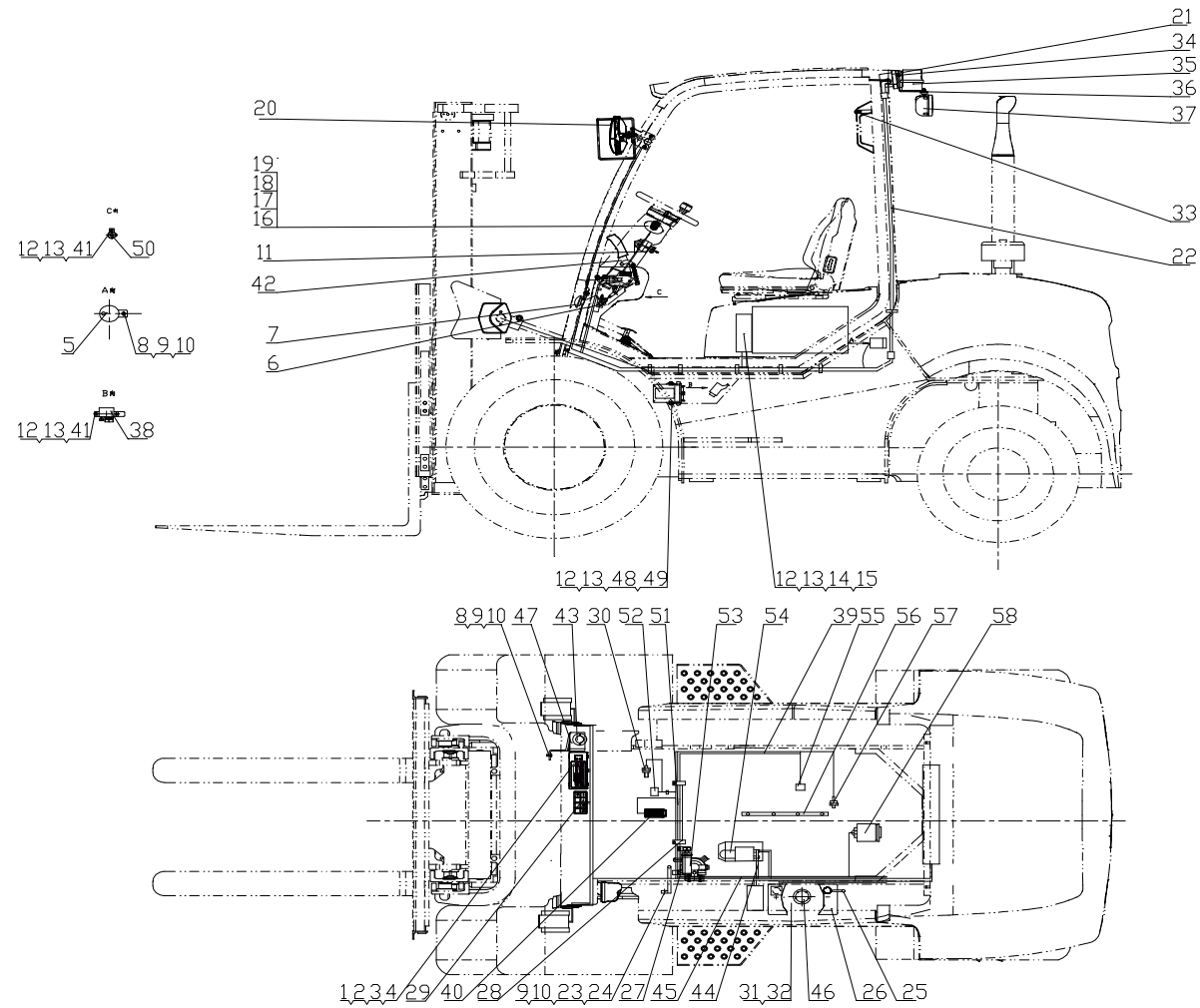


图3 电气系统(感知系统)

Fig. 3 Electrical system(Sensing System)

Ⓐ CPCD30/35-XW43E-RT

Ⓒ CPCD25-XW43E-RT

	序号 Item	物料码 Part NO.	名称 Description	数量 Qty	备注或适用车型 Remarks Or Serial NO.
	1	X701-740000-000	仪表总成 Instrument assy	1	见图VIII, See Fig. VIII
	2	G000818-004012-00	螺钉M4×12 Screw M4×12	4	
	3	G0097P1-000004-00	垫圈 4 Washer4	4	
	4	G000093-000004-00	垫圈 4 Washer4	4	
	5	NC9717-700500-000	倒车蜂鸣器 Reversing Buzzer	1	
	6	N163-700600-000	制动灯开关 Brake switch	1	
	7	N163-700009-000	喇叭 Horn	1	见图VI, See Fig. VI
	8	G0029P2-008016-00	螺栓M8×16 Bolt M8×16	3	
	9	G000093-000008-00	垫圈 8 Washer 8	4	
	10	G0097P1-000008-00	垫圈 8 Washer 8	4	
	11	R450-740200-000	预热启动开关 Pre-heat & start switch	1	
	12	G000093-000006-00	垫圈 6 Washer6	6	
	13	G0097P1-000006-00	垫圈 6 Washer6	6	
	14	RTE353-706000-900	控制盒 Control box	1	见图V, See Fig. V
	15	G000070-006030-00	螺钉M6×30 Screw M6×30	4	

图3 电气系统(感知系统)
Fig.3 Electrical system(Sensing System)

Ⓐ CPCD30/35-XW43E-RT

Ⓒ CPCD25-XW43E-RT

	序号 Item	物料码 Part NO.	名称 Description	数量 Qty	备注或适用车型 Remarks Or Serial NO.
	16	XB450-705000-001	组合开关 Combination Switch assy	1	见图VII, See Fig. VII
	17	G000093-000005-00	垫圈 5 Washer5	4	
	18	G0097P1-000005-00	垫圈 5 Washer5	4	
	19	G000818-005010-00	螺钉M5×10 Screw M5×10	4	
	20	RTE350-760000-000	前灯总成 Front lamp-assy	1	见图 I , See Fig. I
	21	XF250-770000-001	后组合灯 rear lamps assy	1	见图 II , See Fig. II
	22	XF250-780000-001	后灯线束 Rear lamps harness	1	
	23	R960-700300-820	起动机接地线 Ground wire, Starter	1	
	24	G005783-008012-00	螺栓M8×12 Bolt M8×12	1	
	25	XB2516-700300-000	蓄电池负极引线 Cable, Battery(-)	1	
	26	X710-700009-000	免维护蓄电池Battery, Free-Maintenance	1	12V 90Ah <2019.12.26
	26	NC9321-700002-000	免维护蓄电池Battery, Free-Maintenance	1	12V 90Ah ≥2019.12.26
	27	RTE353-710000-900	车身主线束 Main wire-harness	1	
	28	XF250-700006-000	抱箍 Hoop	2	
29	MB453-700400-000	四卡翘板开关 Four Cards rocker switch	1	见图IX, See Fig. IX	

图3 电气系统(感知系统)
Fig. 3 Electrical system(Sensing System)

Ⓐ CPCD30/35-XW43E-RT

Ⓒ CPCD25-XW43E-RT

	序号 Item	物料码 Part NO.	名称 Description	数量 Qty	备注或适用车型 Remarks Or Serial NO.
	30	XB450-700002-000	油温报警器 Fuel temperature warning	1	
	31	J000982-000005-00	垫圈 5 Washer5	5	
	32	G000067-005012-00	螺钉M5×12 Screw M5×12	5	
	33	RTE350-700700-000	扶手按钮开关总成 Push button switchassy	1	
	34	N163-420100-000	螺钉组件 Screw components	2	
	35	RTE350-700003-001	警灯 Alarm lamp	1	
	36	RTE350-700001-000	警灯支架 Warning lamp stents	1	
	37	RTE350-700002-001	后工作灯 Rear work lamp	1	
	38	R488-700010-000	预热继电器 12V Pre-heat Relay 12V	1	
	39	XB2516-730000-000	预热线束 Preheat wire-harness	1	
	40	R300-700001-000	电子油门踏板 Electronic Acceleratorpedal	1	
	41	G000818-006014-00	螺钉M6×14 Screw M6×14	2	
	42	MB250-703000-001	手刹开关总成 Handbrake switchassy	1	见图 X, See Fig. X
	43	ED250B-1-G00	紧急断电开关 Emergency power off switch	1	
44	RTE353-700200-000	电源开关接起动机线 Power switch to starter line	1		

图3 电气系统(感知系统)
Fig.3 Electrical system(Sensing System)

Ⓐ CPCD30/35-XW43E-RT

Ⓒ CPCD25-XW43E-RT

序号 Item	物料码 Part NO.	名称 Description	数量 Qty	备注或适用车型 Remarks Or Serial NO.
45	RTE353-700100-000	蓄电池接电源开关线 Battery to power switch line	1	
46	RTE350-700400-000	油量传感器 Fuel sensor	1	
47	RTE353-700300-000	总开关支架 Main switch stents	1	
48	R9321-700200-900	感知系统控制器 Perceptualsystemcontroller	1	
49	G005783-006025-00	螺栓 M6×25 Bolt M6×25	2	
50	R9321-700100-900	报警器 Alarm	1	
51	R962-701000-000	线束固定支架 Harness fixing support	1	
52		换向电磁阀 Electromagnetic reversing valves	1	变速箱配 Supply by transmission box
53		油水分离报警 Water-oil separation alarm	1	发动机配 Supply by engine
54		起动机 Starter	1	发动机配 Supply by engine
55	R457-700002-001	油压报警器 Hydraulic Oil alarm	1	
56		预热塞 Glow plug	1	发动机配套 Supply by engine
57	XB450-700001-000	水温传感器 Water temp sensor	1	
58		发电机 Generator	1	发动机配 Supply by engine

图 4 电气系统
Fig. 4 Electricalsystem

Ⓔ CPCD30/35-XW33C-RT4 Ⓕ CPCD25-XW33C-RT4

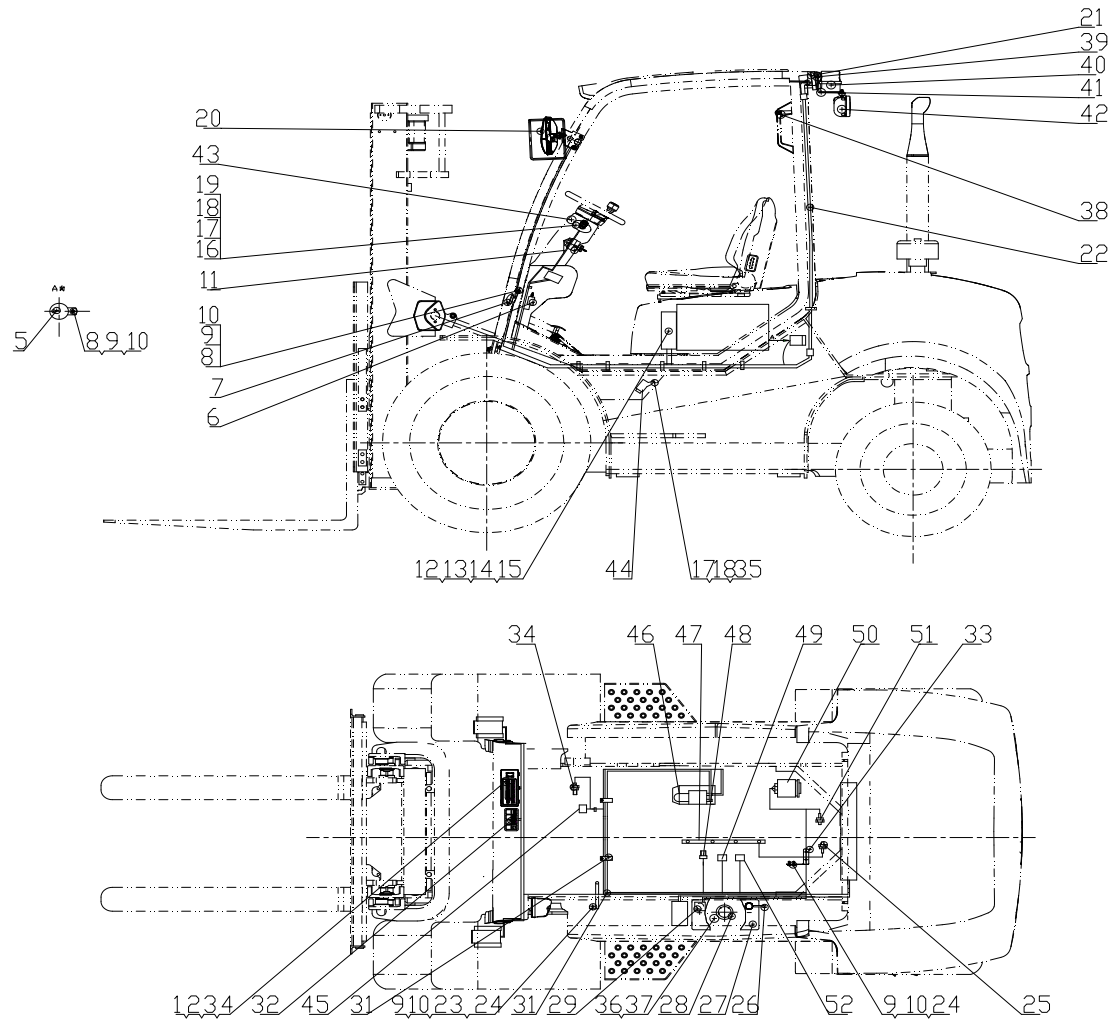


图4 电气系统
Fig. 4 Electricalsystem

Ⓔ CPCD30/35-XW33C-RT4 Ⓕ CPCD25-XW33C-RT4

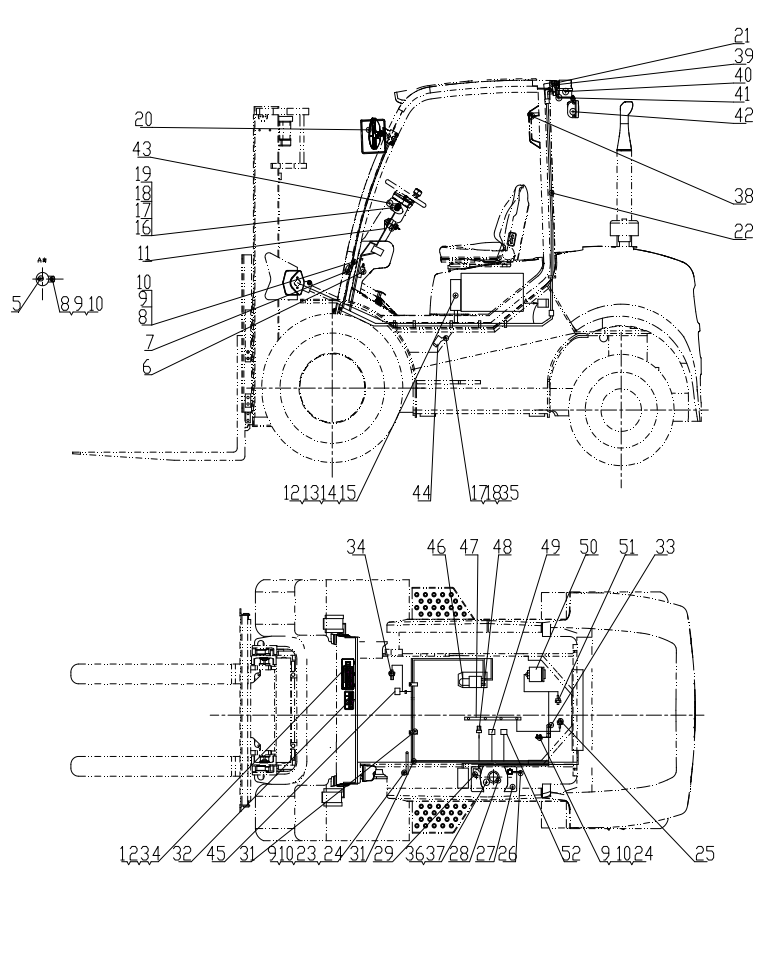
	序号 Item	物料码 Part NO.	名称 Description	数量 Qty	备注或适用车型 Remarks Or Serial NO.
	1	XF250-740000-000	仪表总成 Instrument assy	1	见图VIII, See Fig. VIII
	2	G000818-004012-00	螺钉M4×12 Screw M4×12	4	
	3	G0097P1-000004-00	垫圈4 Washer4	4	
	4	G000093-000004-00	垫圈4 Washer4	4	
	5	NC9717-700500-000	倒车蜂鸣器 Reversing Buzzer	1	
	6	N163-700600-000	制动灯开关 Brake switch	1	
	7	N163-700009-000	喇叭 Horn	1	见图VI, See Fig. VI
	8	G0029P2-008016-00	螺栓M8×16 Bolt M8×16	2	
	9	G000093-000008-00	垫圈8 Washer 8	5	
	10	G0097P1-000008-00	垫圈8 Washer 8	5	
	11	R450-740200-000	预热启动开关 Pre-heat & start switch	1	
	12	G000093-000006-00	垫圈6 Washer6	4	
	13	G0097P1-000006-00	垫圈6 Washer6	4	
	14	RTC350-706000-000	控制盒总成 Control box	1	见图XI, See Fig. XI
	15	G000070-006030-00	螺钉M6×30 Screw M6×30	4	

图 4 电气系统
Fig. 4 Electricalsystem

Ⓔ CPCD30/35-XW33C-RT4 Ⓕ CPCD25-XW33C-RT4

	序号 Item	物料码 Part NO.	名称 Description	数量 Qty	备注或适用车型 Remarks Or Serial NO.
	16	RTC350-740001-000	换挡开关 Shift switch	1	见图 XIV, See Fig. XIV <2020-07-24
	16	RTC350-705000-000	换挡开关 Shift switch	1	见图 XIV, See Fig. XIV ≥2020-07-24
	17	G000093-000005-00	垫圈 5 Washer5	5	
	18	G0097P1-000005-00	垫圈 5 Washer5	5	
	19	G000818-005010-00	螺钉 M5×10 Screw M5×10	4	
	20	RTE350-760000-000	前灯总成 Front lamp-assy	1	见图 I , See Fig. I
	21	XF250-770000-001	后组合灯 rear lamps assy	1	见图 II , See Fig. II
	22	XF250-780000-001	后灯线束 Rear lamps harness	1	
	23	R960-700300-820	起动机接地线 Ground wire, Starter	1	
	24	G005783-008012-00	螺栓 M8×12 Bolt M8×12	3	
	25	MB250-700100-001	水温传感器 Water tempensor	1	<2017.10.24
	25	NC9321-700006-001	水温传感器 Water tempensor	1	≥2017.10.24
	26	N163-700200-820	蓄电池负极引线 Cable, Battery(-)	1	
	27	NC9321-700002-000	少维护蓄电池 Battery, Low-Maintenance	1	12V 90Ah
28	RTE350-700400-000	油量传感器 Fuel sensor	1	<2017.10.24	

图4 电气系统
Fig. 4 Electricalsystem

Ⓔ CPCD30/35-XW33C-RT4 Ⓕ CPCD25-XW33C-RT4

	序号 Item	物料码 Part NO.	名称 Description	数量 Qty	备注或适用车型 Remarks Or Serial NO.
	28	NC967-700400-000	油量传感器 Fuel sensor	1	≥2017.10.24
	29	N152-700100-000	蓄电池正极引线 Cable, Battery(+)	1	
	30	RTC350-710000-000	车身主线束 Main wire-harness	1	
	31	XF250-700006-000	抱箍 Hoop	2	
	32	RTC350-700500-000	四卡翘板开关 Four Cards rocker switch	1	见图IX, See Fig.IX
	33	XF250-700003-000	线束固定支架 Harness fixing support	1	
	34	XB450-700002-000	油温报警器 Fuel temperature warning	1	
	35	G005783-005012-00	螺栓 M5×12 Bolt M5×12	1	
	36	J000982-000005-00	垫圈 5 Washer5	5	
	37	G000067-005012-00	螺钉 M5×12 Screw M5×12	5	
	38	RTE350-700700-000	扶手按钮开关总成 Push button switchassy	1	
	39	N163-420100-000	螺钉组件 Screw components	2	
	40	RTE350-700003-001	警灯 Alarm lamp	1	
	41	RTE350-700001-000	警灯支架 Warning lamp stents	1	
42	RTE350-700002-001	后工作灯 Rear work lamp	1		

图4 电气系统
Fig. 4 Electricalsystem

Ⓔ CPCD30/35-XW33C-RT4 Ⓕ CPCD25-XW33C-RT4

	序号 Item	物料码 Part NO.	名称 Description	数量 Qty	备注或适用车型 Remarks Or Serial NO.
	43	RTC350-704000-000	灯光开关 Light switch	1	见图XII, See Fig. XII
	44	129930-77970	QGS 控制盒 QGS Control box	1	发动机配 Supply by engine
	45		换向电磁阀 Electromagnetic reversing valves	1	变速箱配 Supply by transmission box
	46	129900-77010	起动机 Starter	1	发动机配 Supply by engine
	47	119717-77800	预热塞 Glow plug	1	发动机配套 Supply by engine
	48	114250-39450	油压报警器 Hydraulic Oil alarm	1	发动机配 Supply by engine
	49	129612-52100	燃油切断开关 Fuel shut off solenoid		发动机配套 Supply by engine
	50	129930-77212	发电机 Generator	1	发动机配 Supply by engine
	51		水温传感器 Water temp sensor	1	发动机配 Supply by engine
	52		回油电磁阀 Return Fuel solenoid valve	1	发动机配套 Supply by engine

图 5 电气系统
Fig. 5 Electricalsystem

© CPCD30/35-XW43C-RT4 Ⓜ CPCD25-XW43C-RT4

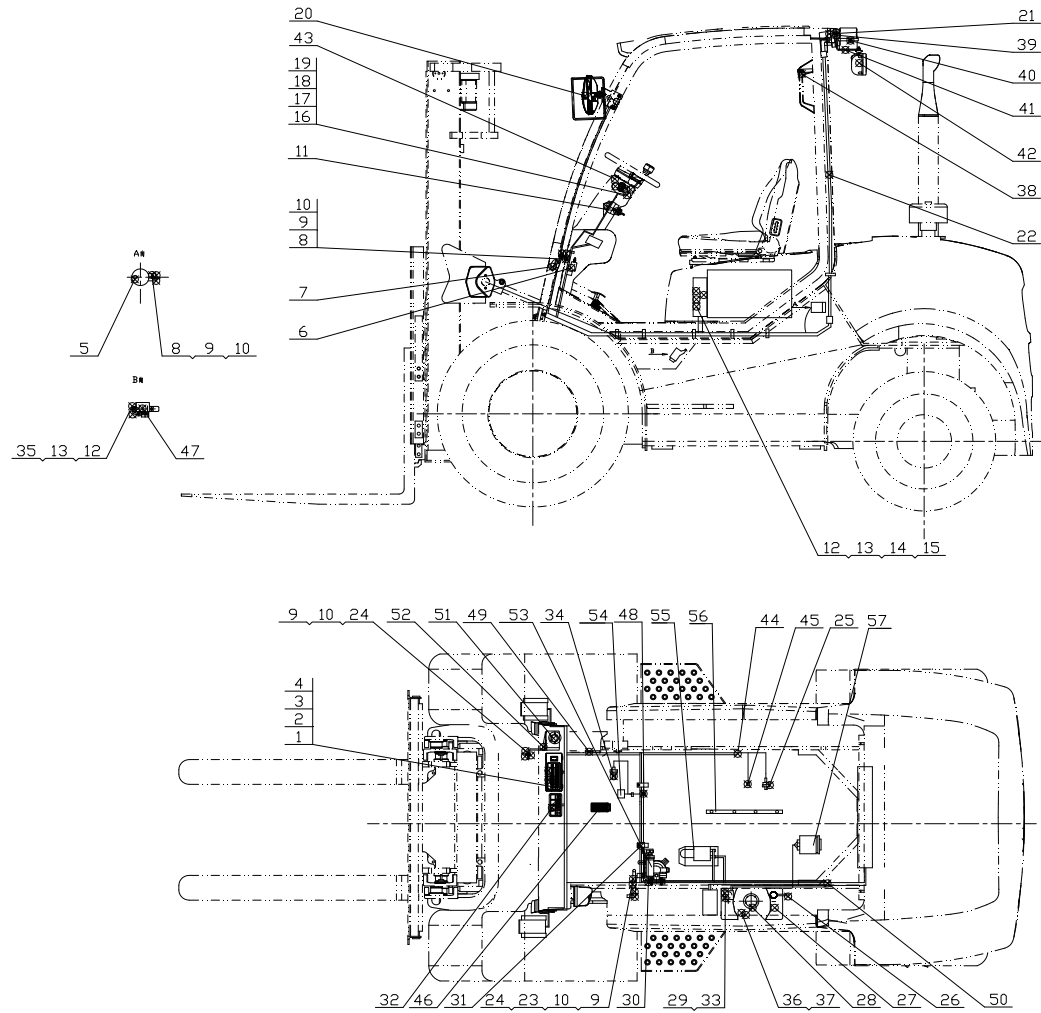
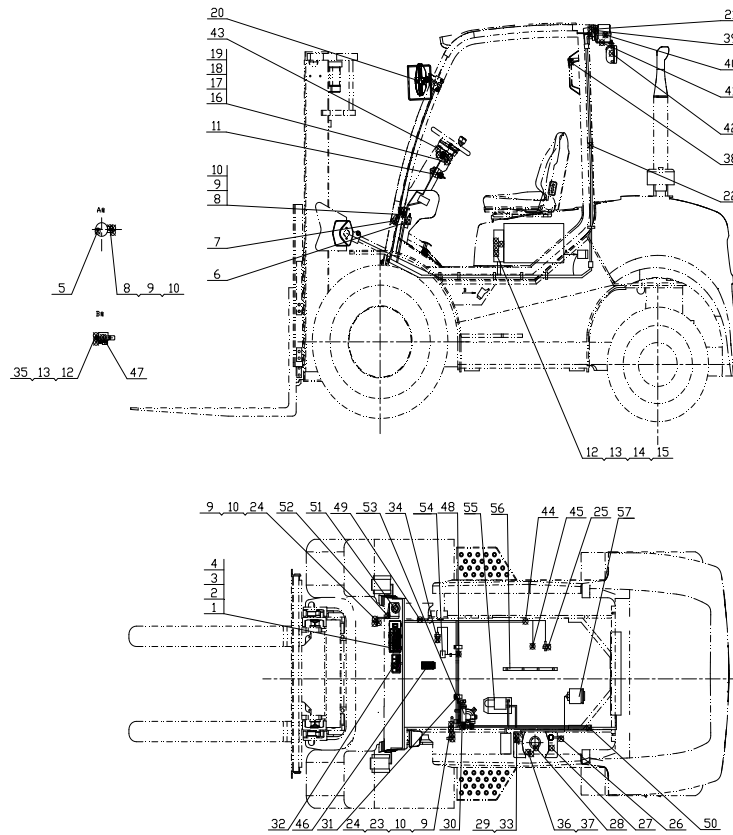


图5 电气系统
Fig. 5 Electricalsystem

Ⓒ CPCD30/35-XW43C-RT4 Ⓓ CPCD25-XW43C-RT4



序号 Item	物料码 Part NO.	名称 Description	数量 Qty	备注或适用车型 Remarks Or Serial NO.
1	XR310-740000-000	仪表总成 Instrument assy	1	见图VIII, See Fig. VIII
2	G000818-004012-00	螺钉M4×12 Screw M4×12	4	
3	G0097P1-000004-00	垫圈4 Washer4	4	
4	G000093-000004-00	垫圈4 Washer4	4	
5	NC9717-700500-000	倒车蜂鸣器 Reversing Buzzer	1	
6	N163-700600-000	制动灯开关 Brake switch	1	
7	N163-700009-000	喇叭 Horn	1	见图VI, See Fig. VI
8	G0029P2-008016-00	螺栓M8×16 Bolt M8×16	2	
9	G000093-000008-00	垫圈8 Washer 8	5	
10	G0097P1-000008-00	垫圈8 Washer 8	5	
11	R450-740200-000	预热启动开关 Pre-heat & start switch	1	
12	G000093-000006-00	垫圈6 Washer6	4	
13	G0097P1-000006-00	垫圈6 Washer6	4	
14	RTC35C-706000-000	控制盒总成 Control box	1	见图XI, See Fig. XI
15	G000070-006030-00	螺钉M6×30 Screw M6×30	4	

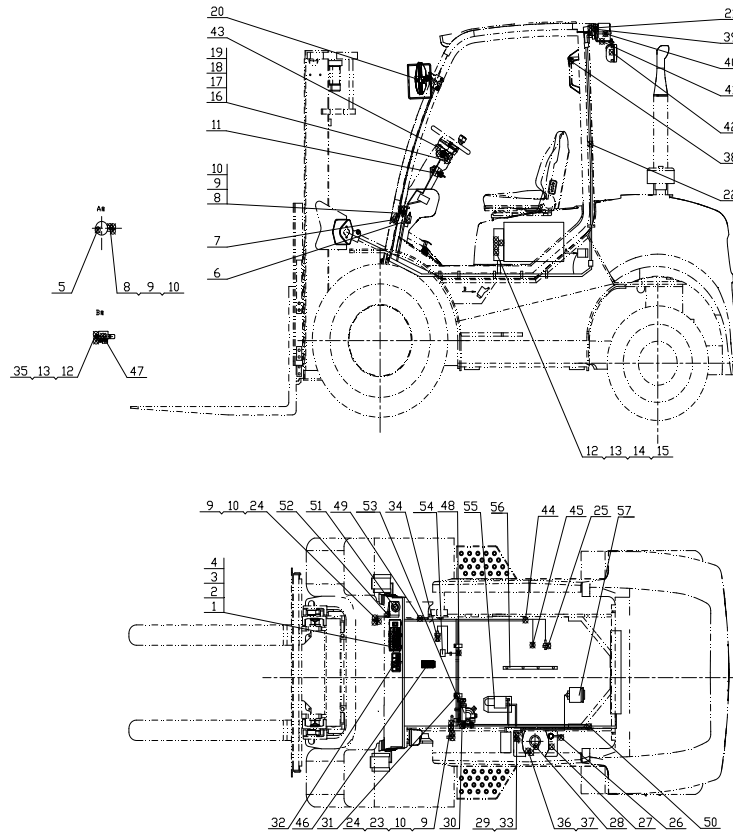
图 5 电气系统
Fig. 5 Electricalsystem

Ⓒ CPCD30/35-XW43C-RT4 Ⓓ CPCD25-XW43C-RT4

序号 Item	物料码 Part NO.	名称 Description	数量 Qty	备注或适用车型 Remarks Or Serial NO.
16	RTC350-740001-000	换挡开关 Shift switch	1	见图 XIV, See Fig. XIV <2020-07-24
16	RTC350-705000-000	换挡开关 Shift switch	1	见图 XIV, See Fig. XIV ≥2020-07-24
17	G000093-000005-00	垫圈 5 Washer5	5	
18	G0097P1-000005-00	垫圈 5 Washer5	5	
19	G000818-005010-00	螺钉 M5×10 Screw M5×10	4	
20	RTE350-760000-000	前灯总成 Front lamp-assy	1	见图 I, See Fig. I
21	XF250-770000-001	后组合灯 rear lamps assy	1	见图 II, See Fig. II
22	XF250-780000-001	后灯线束 Rear lamps harness	1	
23	XB2516-700400-000	起动机接地线 Ground wire, Starter	1	
24	G005783-008012-00	螺栓 M8×12 Bolt M8×12	3	
25	XB450-700001-000	水温传感器 Water tempensor	1	<2017.10.24
25	GR502-700001-000	水温传感器 Water tempensor	1	≥2017.10.24
26	XB2516-700300-000	蓄电池负极引线 Cable, Battery(-)	1	
27	X710-700006-000	少维护蓄电池 Battery, Low-Maintenance	1	12V 90Ah <2019.12.26
27	NC9321-700002-000	少维护蓄电池 Battery, Low-Maintenance	1	12V 90Ah ≥2019.12.26

图5 电气系统
Fig. 5 Electricalsystem

Ⓒ CPCD30/35-XW43C-RT4 Ⓜ CPCD25-XW43C-RT4



序号 Item	物料码 Part NO.	名称 Description	数量 Qty	备注或适用车型 Remarks Or Serial NO.
28	RTE350-700400-000	油量传感器 Fuel sensor	1	<2017.10.24
28	NC967-700400-000	油量传感器 Fuel sensor	1	≥2017.10.24
29	RTE353-700100-000	蓄电池接电源开关线 Battery to power switch line	1	
30	RTC353-710000-000	车身主线束 Main wire-harness	1	
31	XF250-700006-000	抱箍 Hoop	2	
32	RTC350-700500-000	四卡翘板开关 Four Cards rocker switch	1	见图IX, See Fig.IX
33	RTE353-700200-000	电源开关接起动机线 Power switch to starter line	1	
34	XB450-700002-000	油温报警器 Fuel temperature warning	1	
35	G000818-006014-00	螺钉M6×14 Screw M6×14	3	
36	J000982-000005-00	垫圈 5 Washer5	5	
37	G000067-005012-00	螺钉 M5×12 Screw M5×12	5	
38	RTE350-700700-000	扶手按钮开关总成 Push button switchassy	1	
39	N163-420100-000	螺钉组件 Screw components	2	
40	RTE350-700003-001	警灯 Alarm lamp	1	
41	RTE350-700001-000	警灯支架 Warning lamp stents	1	

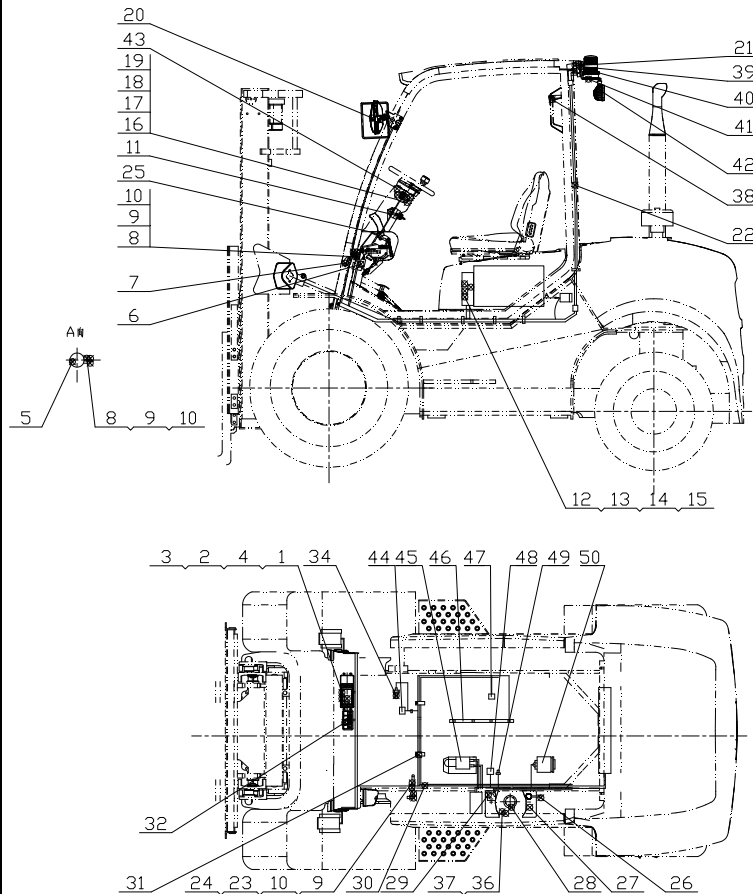
图 5 电气系统
Fig. 5 Electricalsystem

Ⓒ CPCD30/35-XW43C-RT4 Ⓓ CPCD25-XW43C-RT4

序号 Item	物料码 Part NO.	名称 Description	数量 Qty	备注或适用车型 Remarks Or Serial NO.
42	RTE350-700002-001	后工作灯 Rear work lamp	1	
43	RTC350-704000-000	灯光开关 Light switch	1	见图XII, See Fig. XII
44	XB2516-730000-000	预热线束 Preheat wire-harness	1	
45	R457-700002-001	油压传感器 Hydraulic Oil sensor	1	
46	R300-700001-000	电子油门踏板 Electronic Accelerator pedal	1	
47	R488-700010-000	预热继电器 12V Pre-heat Relay 12V	1	
48	R962-701000-000	主线束固定支架 Harness fixing support	1	
49	PKD-300-G00	捆线带 Tie line	14	
50	XF250-700001-G00	扎带 Tie	6	
51	ED250B-1-G00	紧急断电开关 Emergency power off switch	1	
52	RTE353-700300-000	总开关支架 Main switch stents	1	
53		油水分离报警 Water-oil separation alarm	1	发动机配 Supply by engine
54		换向电磁阀 Electromagnetic reversing valves	1	变速箱配 Supply by transmission box
55		起动机 Starter	1	发动机配 Supply by engine
56		预热塞 Glow plug	1	发动机配套 Supply by engine

图6 电气系统
Fig. 6 Electricalsystem

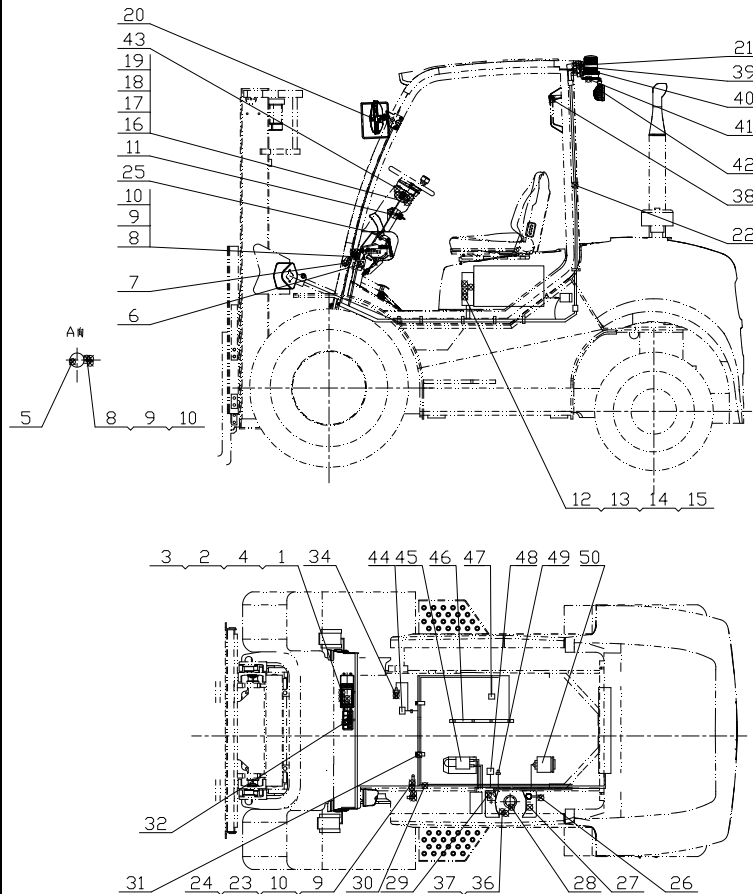
① CPCD30/35-XW98C-RT4 ② CPCD25-XW98C-RT4



序号 Item	物料码 Part NO.	名称 Description	数量 Qty	备注或适用车型 Remarks Or Serial NO.
1	X2B300-740000-000	仪表总成 Instrument assy	1	
2	G000818-004012-00	螺钉M4×12 Screw M4×12	4	
3	G0097P1-000004-00	垫圈4 Washer4	4	
4	G000093-000004-00	垫圈4 Washer4	4	
5	NC9717-700500-000	倒车蜂鸣器 Reversing Buzzer	1	
6	N163-700600-000	制动灯开关 Brake switch	1	
7	MB250-700009-000	喇叭 Horn	1	
8	G0029P2-008016-00	螺栓M8×16 Bolt M8×16	2	
9	G000093-000008-00	垫圈8 Washer 8	5	
10	G0097P1-000008-00	垫圈8 Washer 8	5	
11	R450-740200-000	预热启动开关 Pre-heat & start switch	1	
12	G000093-000006-00	垫圈6 Washer6	4	
13	G0097P1-000006-00	垫圈6 Washer6	4	
14	RTC354-706000-000	控制盒总成 Control box	1	
15	G000070-006030-00	螺钉M6×30 Screw M6×30	4	

图6 电气系统
Fig.6 Electricalsystem

① CPCD30/35-XW98C-RT4 ② CPCD25-XW98C-RT4



序号 Item	物料码 Part NO.	名称 Description	数量 Qty	备注或适用车型 Remarks Or Serial NO.
16	RTC350-740001-000	换挡开关 Shift switch	1	见图 XIV, See Fig. XIV <2020-07-24
16	RTC350-705000-000	换挡开关 Shift switch	1	见图 XIV, See Fig. XIV ≥2020-07-24
17	G000093-000005-00	垫圈 5 Washer5	5	
18	G0097P1-000005-00	垫圈 5 Washer5	5	
19	G000818-005010-00	螺钉 M5×10 Screw M5×10	4	
20	RTE350-760000-000	前灯总成 Front lamp-assy	1	
21	XF250-770000-001	后组合灯 rear lamps assy	1	
22	XF250-780000-001	后灯线束 Rear lamps harness	1	
23	R960-700300-820	起动机接地线 Ground wire, Starter	1	
24	G005783-008012-00	螺栓 M8×12 Bolt M8×12	3	
25	MB250-703000-001	手刹开关总成 Handbrake switchassy	1	
26	XB453-700400-000	蓄电池负极引线 Cable, Battery(-)	1	
27	NC9321-700002-000	少维护蓄电池 Battery, Low-Maintenance	1	
28	RTC354-700400-000	油量传感器 Fuel sensor	1	
29	RTE354-700200-000	蓄电池正极引线 Cable, Battery(+)	1	

图6 电气系统
Fig. 6 Electricalsystem

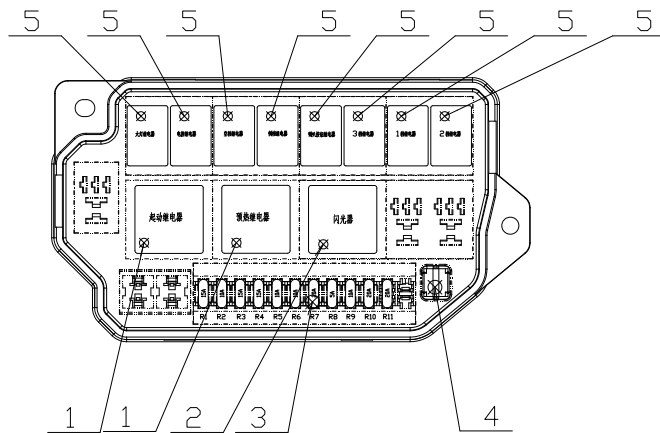
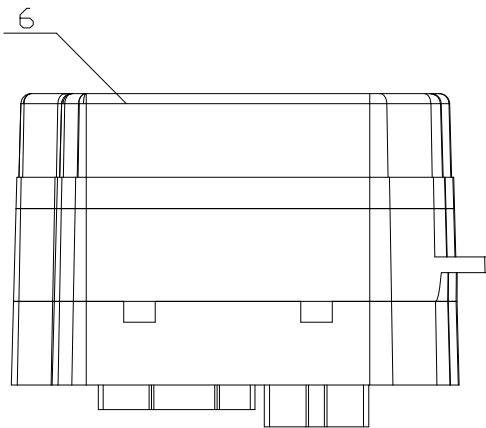
① CPCD30/35-XW98C-RT4 ② CPCD25-XW98C-RT4

序号 Item	物料码 Part NO.	名称 Description	数量 Qty	备注或适用车型 Remarks Or Serial NO.
30	RTC354-710000-000	车身主线束 Main wire-harness	1	
31	XF250-700006-000	抱箍 Hoop	2	
32	RTC350-700500-000	四卡翘板开关 Four Cards rocker switch	1	
34	XB450-700002-000	油温报警器 Fuel temperature warning	1	
36	J000982-000005-00	垫圈 5 Washer5	5	
37	G000067-005012-00	螺钉 M5×12 Screw M5×12	5	
38	RTE350-700700-000	扶手按钮开关总成 Push button switchassy	1	
39	N163-420100-000	螺钉组件 Screw components	2	
40	RTE350-700003-001	警灯 Alarm lamp	1	
41	RTE350-700001-000	警灯支架 Warning lamp stents	1	
42	RTE350-700002-001	后工作灯 Rear work lamp	1	
43	RTC350-704000-000	灯光开关 Light switch	1	
44	NO Part NO.	换向电磁阀 Electrom agneticreversingvalves	1	变速箱配 Supply by transmission box
45	NO Part NO.	起动机 Starter	1	发动机配 Supply by engine
46	NO Part NO.	预热塞 Glow plug	1	发动机配 Supply by engine

图.7 控制盒总成
Fig.7 Control box assy

① CPCD30/35-XW98C-RT4

② CPCD25-XW98C-RT4



序号 Item	物料码 Part NO.	名称 Description	数量 Qty	备注或适用车型 Remarks Or Serial NO.
A1	RTC354-706000-000	控制盒总成 Control box	1	
1	XB450-706001-000	预热继电器 Pre-heat Relay	2	
2	XF250-706003-000	闪光器 Flasher	1	
3	BK/ATC-5	保险丝 5A Fuse 5A	1	
	BK/ATC-10	保险丝 10A Fuse 10A	4	
	BK/ATC-15	保险丝 15A Fuse 15A	3	
	BK/ATC-20	保险丝 20A Fuse 20A	3	
4	A300-704003-000	拨片器 Picks	1	
5	XB450-706003-000	通用继电器 Universal relay	8	
6	RTC354-706001-000	控制盒标签 Control box label	1	

图8 电气系统（感知系统）
Fig.8 Electricalsystem (OPS)

ⓑ CPCD30/35-XW33E-RT

Ⓓ CPCD25-XW33E-RT

	序号 Item	物料码 Part NO.	名称 Description	数量 Qty	备注或适用车型 Remarks Or Serial NO.
	1	XF250-740000-510	仪表总成 Instrument assy	1	见图VIII, See Fig.VIII
	2	G000818-004012-00	螺钉M4×12 Screw M4×12	4	
	3	G0097P1-000004-00	垫圈4 Washer4	4	
	4	G000093-000004-00	垫圈4 Washer4	4	
	5	NC9717-700500-000	倒车蜂鸣器 Reversing Buzzer	1	
	6	N163-700600-000	制动灯开关 Brake switch	1	
	7	MB250-700009-000	喇叭 Horn	1	见图VI, See Fig.VI
	8	G0029P2-008016-00	螺栓M8×16 Bolt M8×16	2	
	9	G000093-000008-00	垫圈8 Washer 8	5	
	10	G0097P1-000008-00	垫圈8 Washer 8	5	
	11	R450-740200-000	预热启动开关 Pre-heat & start switch	1	
	12	G000093-000006-00	垫圈6 Washer6	4	
	13	G0097P1-000006-00	垫圈6 Washer6	4	
	14	RTE350-706000-900	控制盒 Control box	1	见图9, See Fig.9
	15	G000070-006030-00	螺钉M6×30 Screw M6×30	4	

图 8 电气系统 (感知系统)
Fig. 8 Electricalsystem (OPS)

ⓑ CPCD30/35-XW33E-RT

Ⓓ CPCD25-XW33E-RT

	序号 Item	物料码 Part NO.	名称 Description	数量 Qty	备注或适用车型 Remarks Or Serial NO.
	16	XB450-705000-001	组合开关 Combination Switch assy	1	见图VII,See Fig.VII
	17	G000093-000005-00	垫圈 5 Washer5	4	
	18	G0097P1-000005-00	垫圈 5 Washer5	9	
	19	G000818-005010-00	螺钉M5×10 Screw M5×10	9	
	20	RTE350-760000-000	前灯总成 Front lamp-assy	1	见图 I , See Fig. I
	21	XF250-770000-001	后组合灯 rear lamps assy	1	见图 II , See Fig. II
	22	XF250-780000-001	后灯线束 Rear lamps harness	1	
	23	R960-700300-820	起动机接地线 Ground wire,Starter	1	
	24	G005783-008012-00	螺栓M8×12 Bolt M8×12	3	
	25	N163-700200-820	蓄电池负极引线 Cable, Battery(-)	1	
	26	NC9321-700002-000	少维护蓄电池Battery, Low-Maintenance	1	12V 90Ah
	27	RTE350-700400-000	油量传感器 Fuel sensor	1	
	28	RTE350-710000-900	车身主线束 Main wire-harness	1	
29	XF250-700006-000	抱箍 Hoop	2		
30	MB250-700600-000	四卡翘板开关 Four Cards rocker switch	1		

图 8 电气系统 (感知系统)
Fig. 8 Electricalsystem (OPS)

ⓑ CPCD30/35-XW33E-RT

Ⓓ CPCD25-XW33E-RT

	序号 Item	物料码 Part NO.	名称 Description	数量 Qty	备注或适用车型 Remarks Or Serial NO.
	31	XB450-700002-000	油温报警器 Fuel temperature warning	1	
	32	J000982-000005-00	垫圈 5 Washer5	5	
	33	G000067-005012-00	螺钉 M5×12 Screw M5×12	9	
	34	RTE350-700700-000	扶手按钮开关总成 Push button switchassy	1	
	35	N163-420100-000	螺钉组件 Screw components	2	
	36	RTE350-700003-001	警灯 Alarm lamp	1	
	37	RTE350-700001-000	警灯支架 Warning lamp stents	1	
	38	RTE350-700002-001	后工作灯 Rear work lamp	1	
	39	PKD-300-G00	捆线带 Baling belt	14	
	40	XF250-700001-G00	扎带 Tie band	6	
	41	R9321-700100-900	报警器 Alarm	1	
	42	G000818-006014-00	螺钉 M6×14 Screw M6×14	1	
	43	G005783-006025-00	螺栓 M6×25 Bolt M6×25	1	
	44	R9321-700200-900	感知系统控制器 Perceptualsystemcontroller	1	
	45	MB250-703000-001	手刹开关总成 Hand brake switch assy	1	

图 8 电气系统 (感知系统)
Fig. 8 Electricalsystem (OPS)

Ⓑ CPCD30/35-XW33E-RT

Ⓓ CPCD25-XW33E-RT

	序号 Item	物料码 Part NO.	名称 Description	数量 Qty	备注或适用车型 Remarks Or Serial NO.
	46	XF250-700003-000	线束固定支架 Harness fixing support	1	
	47	R962-701000-000	主线束固定支架 Main wire harness fixing bracket	1	
	48	N152-700100-000	蓄电池正极引线 Cable, Battery(+)	1	
	49	MB250-700100-001	水温传感器 Water tempensor	1	
	50		回油电磁阀 Return Fuel solenoid valve	1	发动机配套 Supply by engine
	51	129930-77970	QGS 控制盒 QGS Control box	1	发动机配 Supply by engine
	52		换向电磁阀 Electrom agnetic reversing valves	1	变速箱配 Supply by transmission box
	53	129900-77010	起动机 Starter	1	发动机配 Supply by engine
	54	119717-77800	预热塞 Glow plug	1	发动机配套 Supply by engine
	55	114250-39450	油压报警器 Hydraulic Oil alarm	1	发动机配 Supply by engine
	56	129612-52100	燃油切断开关 Fuel shut off solenoid		发动机配套 Supply by engine
	57	129930-77212	发电机 Generator	1	发动机配 Supply by engine

图 10 电气系统 (感知系统)
 Fig. 10 Electricalsystem (OPS)

Ⓔ CPCD30/35-XW33C-RT4 Ⓕ CPCD25-XW33C-RT4

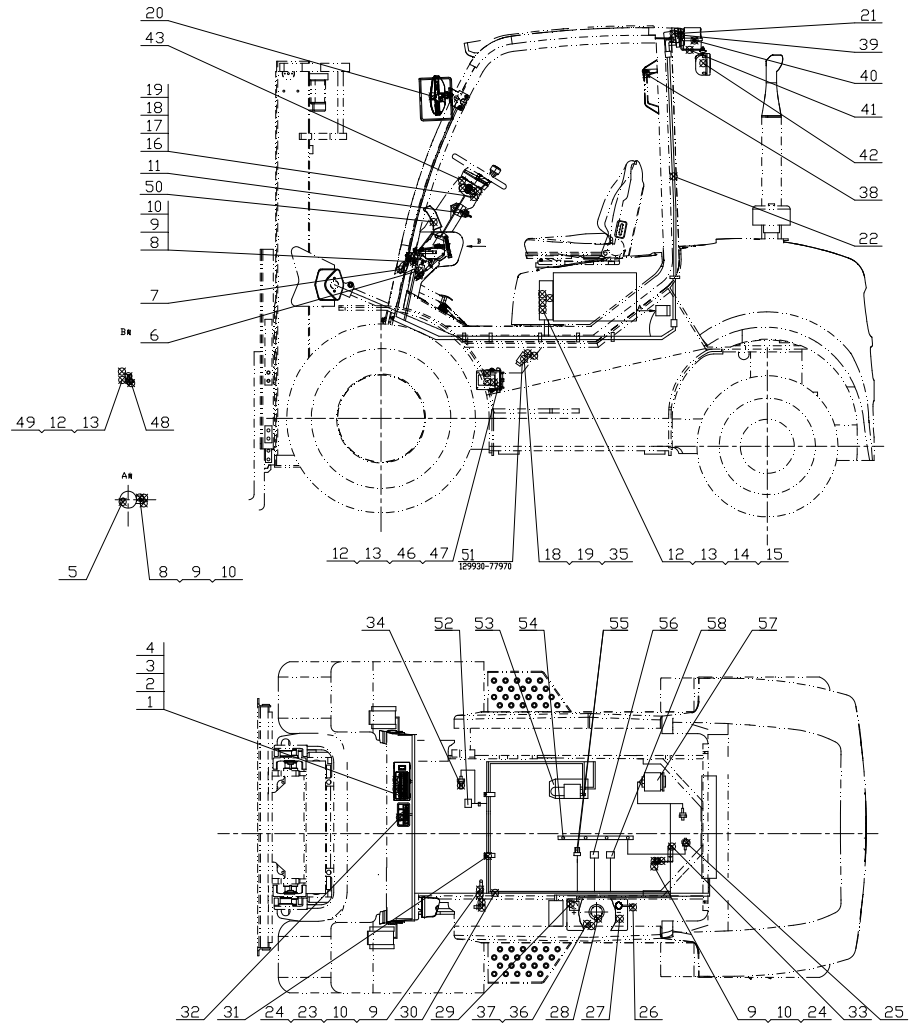
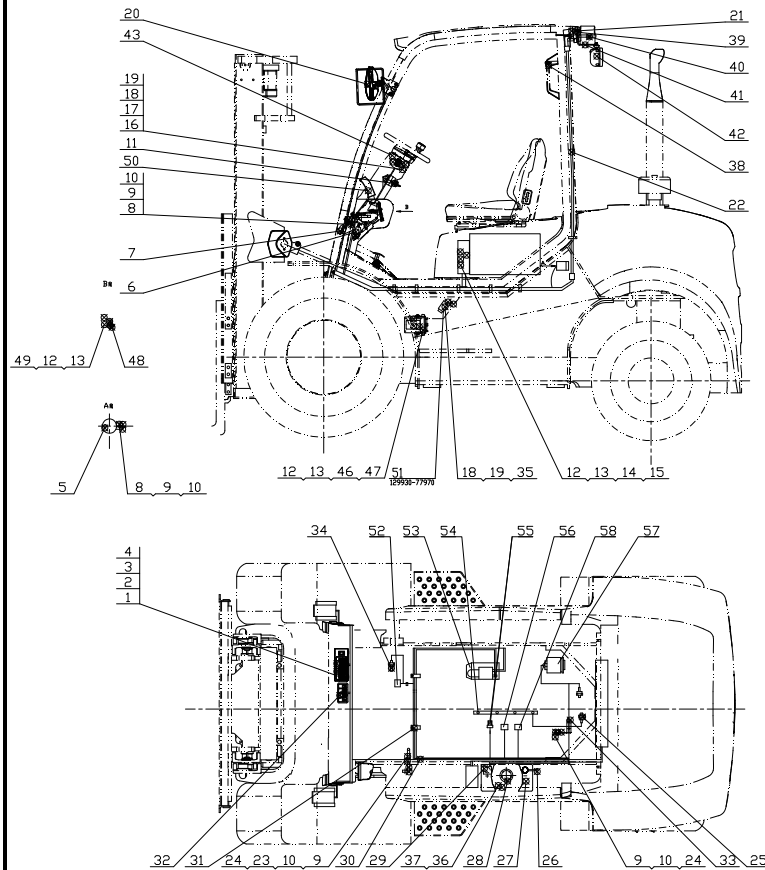


图 10 电气系统 (感知系统)
Fig. 10 Electricalsystem (OPS)

Ⓔ CPCD30/35-XW33C-RT4 Ⓕ CPCD25-XW33C-RT4



序号 Item	物料码 Part NO.	名称 Description	数量 Qty	备注或适用车型 Remarks Or Serial NO.
1	XR310-740000-000	仪表总成 Instrument assy	1	见图VIII, See Fig. VIII
2	G000818-004012-00	螺钉M4×12 Screw M4×12	4	
3	G0097P1-000004-00	垫圈 4 Washer4	4	
4	G000093-000004-00	垫圈 4 Washer4	4	
5	NC9717-700500-000	倒车蜂鸣器 Reversing Buzzer	1	
6	N163-700600-000	制动灯开关 Brake switch	1	
7	MB250-700009-000	喇叭 Horn	1	见图VI, See Fig. VI
8	G0029P2-008016-00	螺栓M8×16 Bolt M8×16	2	
9	G000093-000008-00	垫圈 8 Washer 8	5	
10	G0097P1-000008-00	垫圈 8 Washer 8	5	
11	R450-740200-000	预热启动开关 Pre-heat & start switch	1	
12	G000093-000006-00	垫圈 6 Washer6	7	
13	G0097P1-000006-00	垫圈 6 Washer6	7	
14	RTC350-706000-900	控制盒总成 Control box	1	见图 11, See Fig. 11
15	G000070-006030-00	螺钉M6×30 Screw M6×30	4	

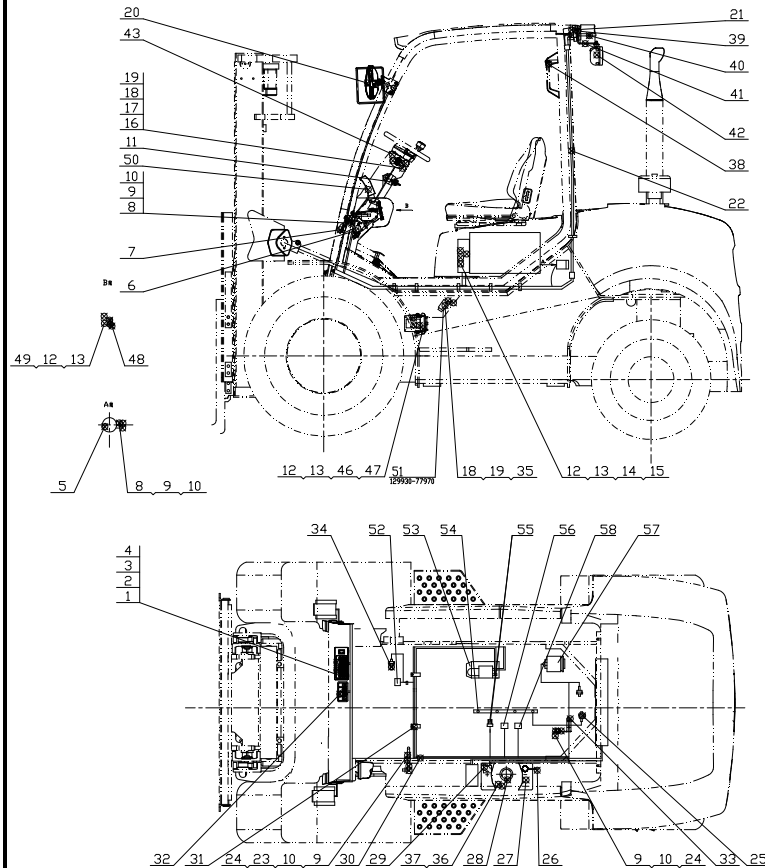
图 10 电气系统 (感知系统)
Fig. 10 Electricalsystem (OPS)

Ⓔ CPCD30/35-XW33C-RT4 Ⓕ CPCD25-XW33C-RT4

序号 Item	物料码 Part NO.	名称 Description	数量 Qty	备注或适用车型 Remarks Or Serial NO.
16	RTC350-740001-000	换挡开关 Shift switch	1	见图 XIV, See Fig. XIV <2020-07-24
16	RTC350-705000-000	换挡开关 Shift switch	1	见图 XIV, See Fig. XIV ≥2020-07-24
17	G000093-000005-00	垫圈 5 Washer5	5	
18	G0097P1-000005-00	垫圈 5 Washer5	5	
19	G000818-005010-00	螺钉 M5×10 Screw M5×10	4	
20	RTE350-760000-000	前灯总成 Front lamp-assy	1	见图 I, See Fig. I
21	XF250-770000-001	后组合灯 rear lamps assy	1	见图 II, See Fig. II
22	XF250-780000-001	后灯线束 Rear lamps harness	1	
23	R960-700300-820	起动机接地线 Ground wire, Starter	1	
24	G005783-008012-00	螺栓 M8×12 Bolt M8×12	3	
25	NC9321-700006-001	水温传感器 Water tempensor	1	
26	N163-700200-820	蓄电池负极引线 Cable, Battery(-)	1	
27	NC9321-700002-000	少维护蓄电池 Battery, Low-Maintenance	1	12V 90Ah
28	NC967-700400-000	油量传感器 Fuel sensor	1	
29	N152-700100-000	蓄电池正极引线 Cable, Battery(+)	1	

图 10 电气系统 (感知系统)
Fig. 10 Electricalsystem (OPS)

Ⓔ CPCD30/35-XW33C-RT4 Ⓕ CPCD25-XW33C-RT4



序号 Item	物料码 Part NO.	名称 Description	数量 Qty	备注或适用车型 Remarks Or Serial NO.
30	RTC350-710000-900	车身主线束 Main wire-harness	1	
31	XF250-700006-000	抱箍 Hoop	2	
32	RTC350-700500-000	四卡翘板开关 Four Cards rocker switch	1	见图IX, See Fig. IX
33	XF250-700003-000	线束固定支架 Harness fixing support	1	
34	XB450-700002-000	油温报警器 Fuel temperature warning	1	
35	G005783-005012-00	螺栓 M5×12 Bolt M5×12	1	
36	J000982-000005-00	垫圈 5 Washer5	5	
37	G000067-005012-00	螺钉 M5×12 Screw M5×12	5	
38	RTE350-700700-000	扶手按钮开关总成 Push button switchassy	1	
39	N163-420100-000	螺钉组件 Screw components	2	
40	RTE350-700003-001	警灯 Alarm lamp	1	
41	RTE350-700001-000	警灯支架 Warning lamp stents	1	
42	RTE350-700002-001	后工作灯 Rear work lamp	1	
43	RTC350-704000-000	灯光开关 Light switch	1	见图XII, See Fig. XII
46	G005783-006025-00	螺栓 M6×25 Bolt M6×25	2	

图 10 电气系统（感知系统）
Fig. 10 Electrical system (OPS)

Ⓔ CPCD30/35-XW33C-RT4 Ⓕ CPCD25-XW33C-RT4

序号 Item	物料码 Part NO.	名称 Description	数量 Qty	备注或适用车型 Remarks Or Serial NO.
47	R9321-700200-900	感知系统控制器 Perceptual system controller	1	
48	R9321-700100-900	报警器 Alarm	1	
49	G000818-006014-00	螺钉 M6×14 Screw M6×14	3	
50	MB250-703000-001	手刹开关总成 Hand brake switch assy	1	
51	129930-77970	QGS 控制盒 QGS Control box	1	发动机配 Supply by engine
52		换向电磁阀 Electromagnetic reversing valves	1	变速箱配 Supply by transmission box
53	129900-77010	起动机 Starter	1	发动机配 Supply by engine
54	119717-77800	预热塞 Glow plug	1	发动机配套 Supply by engine
55	114250-39450	油压报警器 Hydraulic Oil alarm	1	发动机配 Supply by engine
56	129612-52100	燃油切断开关 Fuel shut off solenoid		发动机配套 Supply by engine
57	129930-77212	发电机 Generator	1	发动机配 Supply by engine
58		回油电磁阀 Return Fuel solenoid valve	1	发动机配套 Supply by engine

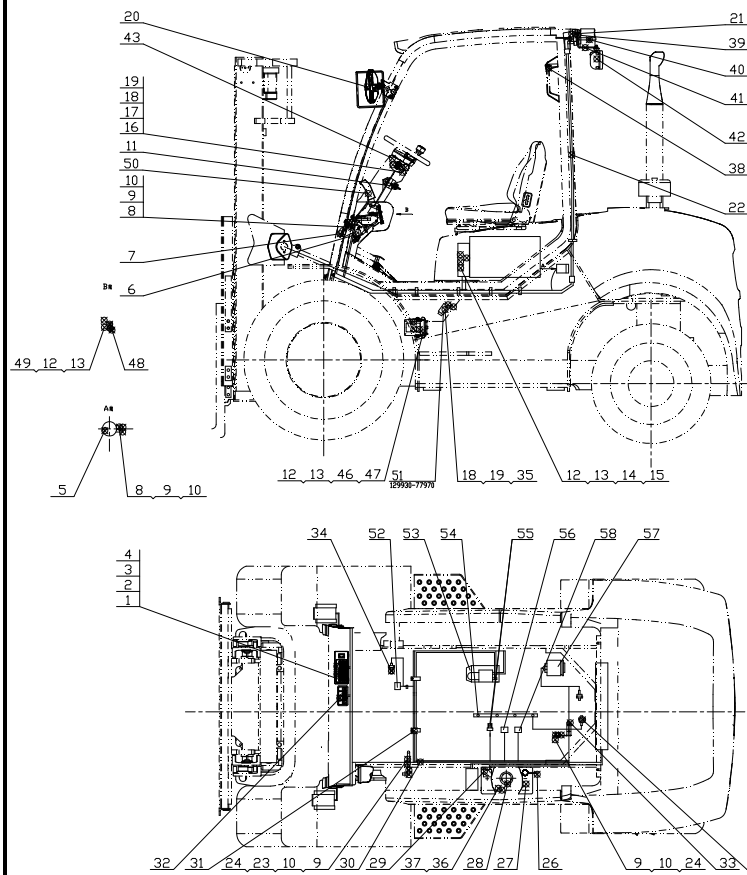
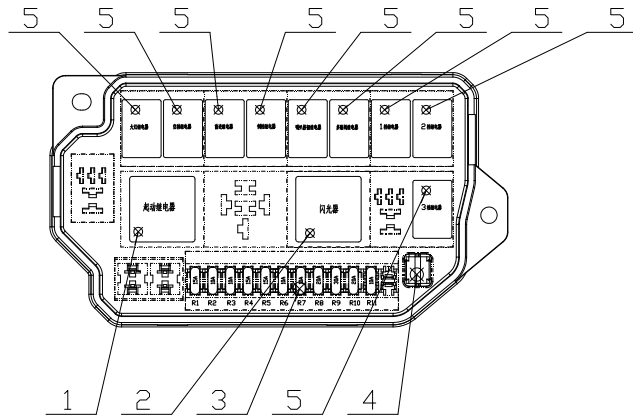
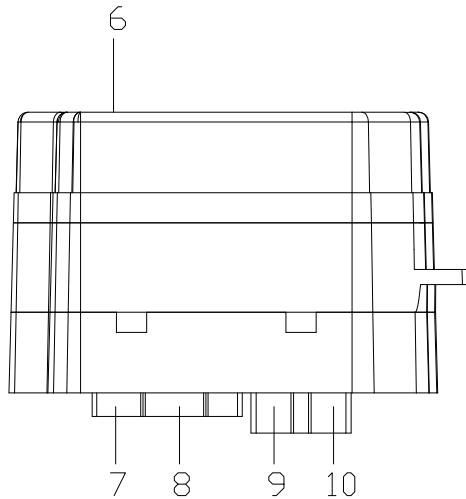


图.11 OPS 控制盒总成
Fig.11 OPS Control box assy

Ⓔ CPCD30/35-XW33C-RT4

Ⓕ CPCD25-XW33C-RT4



序号 Item	物料码 Part NO.	名称 Description	数量 Qty	备注或适用车型 Remarks Or Serial NO.
A1	RTC350-706000-900	控制盒总成 Control box	1	
1	XB450-706001-000	预热继电器 Pre-heat Relay	1	
2	XF250-706003-000	闪光器 Flasher	1	
3	XR310-706001-W00	保险丝片 Fuse piece	1	
4	A300-704003-000	拨片器	1	
5	XB450-706003-000	通用继电器 Universal relay	9	
6	RTC350-706001-900	控制盒标签 Control box label	1	
7	DJ7161Y-2.8-10	十六线复合插头	1	
8	DJ7162Y-2.8-10	十六线复合插头	1	
9	DJ7071Y-6.3/7.8-10	七线复合插头	1	
10	DJ7021Y-9.5-10	9.5 二线插头	1	

图 12 电气系统 (感知系统)
 Fig. 12 Electricalsystem (OPS)

Ⓒ CPCD30/35-XW43C-RT4 Ⓓ CPCD25-XW43C-RT4

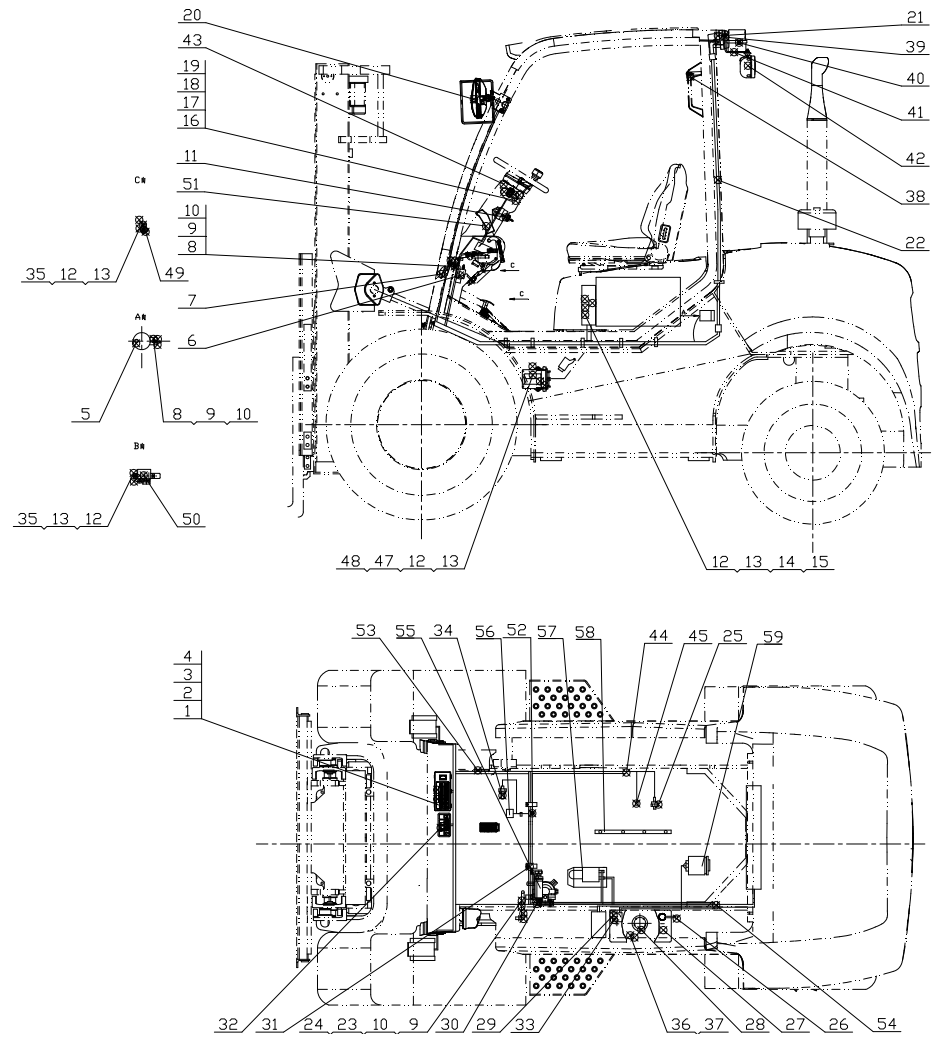
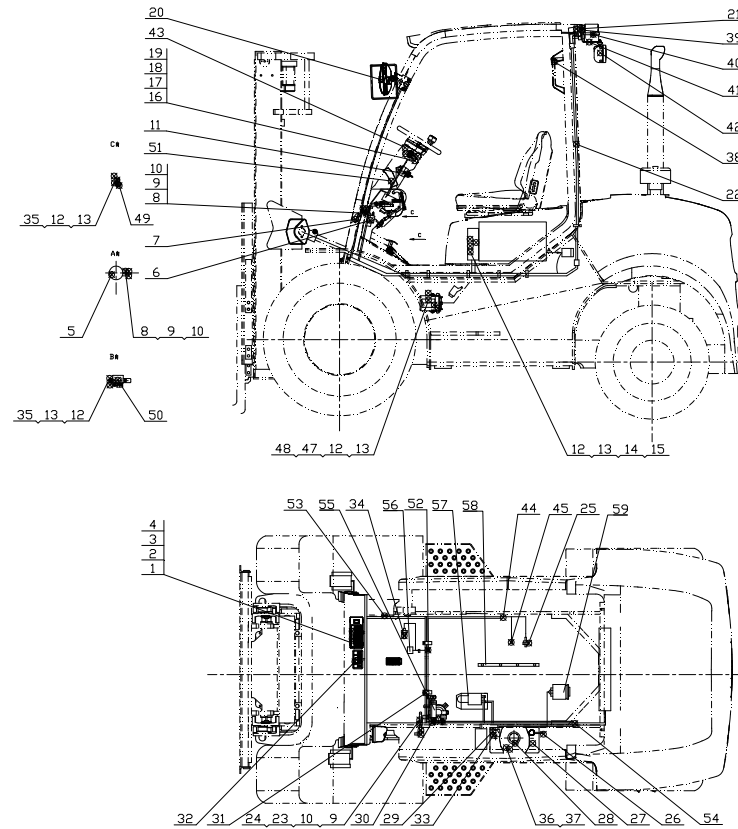


图 12 电气系统 (感知系统)
Fig. 12 Electricalsystem (OPS)

Ⓒ CPCD30/35-XW43C-RT4 Ⓓ CPCD25-XW43C-RT4



序号 Item	物料码 Part NO.	名称 Description	数量 Qty	备注或适用车型 Remarks Or Serial NO.
1	XR310-740000-000	仪表总成 Instrument assy	1	见图VIII, See Fig. VIII
2	G000818-004012-00	螺钉M4×12 Screw M4×12	4	
3	G0097P1-000004-00	垫圈 4 Washer4	4	
4	G000093-000004-00	垫圈 4 Washer4	4	
5	NC9717-700500-000	倒车蜂鸣器 Reversing Buzzer	1	
6	N163-700600-000	制动灯开关 Brake switch	1	
7	MB250-700009-000	喇叭 Horn	1	见图VI, See Fig. VI
8	G0029P2-008016-00	螺栓M8×16 Bolt M8×16	2	
9	G000093-000008-00	垫圈 8 Washer 8	5	
10	G0097P1-000008-00	垫圈 8 Washer 8	5	
11	R450-740200-000	预热启动开关 Pre-heat & start switch	1	
12	G000093-000006-00	垫圈 6 Washer6	4	
13	G0097P1-000006-00	垫圈 6 Washer6	4	
14	RTC353-706000-901	控制盒总成 Control box	1	见图 13, See Fig. 13
15	G000070-006030-00	螺钉M6×30 Screw M6×30	4	

图 12 电气系统 (感知系统)
Fig. 12 Electricalsystem (OPS)

Ⓒ CPCD30/35-XW43C-RT4 Ⓓ CPCD25-XW43C-RT4

序号 Item	物料码 Part NO.	名称 Description	数量 Qty	备注或适用车型 Remarks Or Serial NO.
16	见图 XIV, See Fig. XIV	换挡开关 Shift switch	1	
17	G000093-000005-00	垫圈 5 Washer5	5	
18	G0097P1-000005-00	垫圈 5 Washer5	5	
19	G000818-005010-00	螺钉 M5×10 Screw M5×10	4	
20	RTE350-760000-000	前灯总成 Front lamp-assy	1	见图 I, See Fig. I
21	XF250-770000-001	后组合灯 rear lamps assy	1	见图 II, See Fig. II
22	XF250-780000-001	后灯线束 Rear lamps harness	1	
23	XB2516-700400-000	起动机接地线 Ground wire, Starter	1	
24	G005783-008012-00	螺栓 M8×12 Bolt M8×12	3	
25	GR502-700001-000	水温传感器 Water tempensor	1	
26	XB2516-700300-000	蓄电池负极引线 Cable, Battery(-)	1	
27	X710-700006-000	少维护蓄电池 Battery, Low-Maintenance	1	12V 90Ah <2019.12.26
27	NC9321-700002-000	少维护蓄电池 Battery, Low-Maintenance	1	12V 90Ah ≥2019.12.26
28	NC967-700400-000	油量传感器 Fuel sensor	1	
29	RTE353-700100-000	蓄电池接电源开关线 Battery to power switch line	1	

图 12 电气系统 (感知系统)
Fig. 12 Electricalsystem (OPS)

Ⓒ CPCD30/35-XW43C-RT4 Ⓓ CPCD25-XW43C-RT4

序号 Item	物料码 Part NO.	名称 Description	数量 Qty	备注或适用车型 Remarks Or Serial NO.
30	RTC353-710000-900	车身主线束 Main wire-harness	1	
31	XF250-700006-000	抱箍 Hoop	2	
32	RTC350-700500-000	四卡翘板开关 Four Cards rocker switch	1	见图IX, See Fig. IX
33	RTE353-700200-000	电源开关接起动机线 Power switch to starter line	1	
34	XB450-700002-000	油温报警器 Fuel temperature warning	1	
35	G000818-006014-00	螺钉M6×14 Screw M6×14	3	
36	J000982-000005-00	垫圈 5 Washer5	5	
37	G000067-005012-00	螺钉 M5×12 Screw M5×12	5	
38	RTE350-700700-000	扶手按钮开关总成 Push button switchassy	1	
39	N163-420100-000	螺钉组件 Screw components	2	
40	RTE350-700003-001	警灯 Alarm lamp	1	
41	RTE350-700001-000	警灯支架 Warning lamp stents	1	
42	RTE350-700002-001	后工作灯 Rear work lamp	1	
43	RTC350-704000-000	灯光开关 Light switch	1	见图XII, See Fig. XII
44	XB2516-730000-000	预热线束 Preheat wire-harness	1	

图 12 电气系统 (感知系统)
Fig. 12 Electricalsystem (OPS)

Ⓒ CPCD30/35-XW43C-RT4 Ⓓ CPCD25-XW43C-RT4

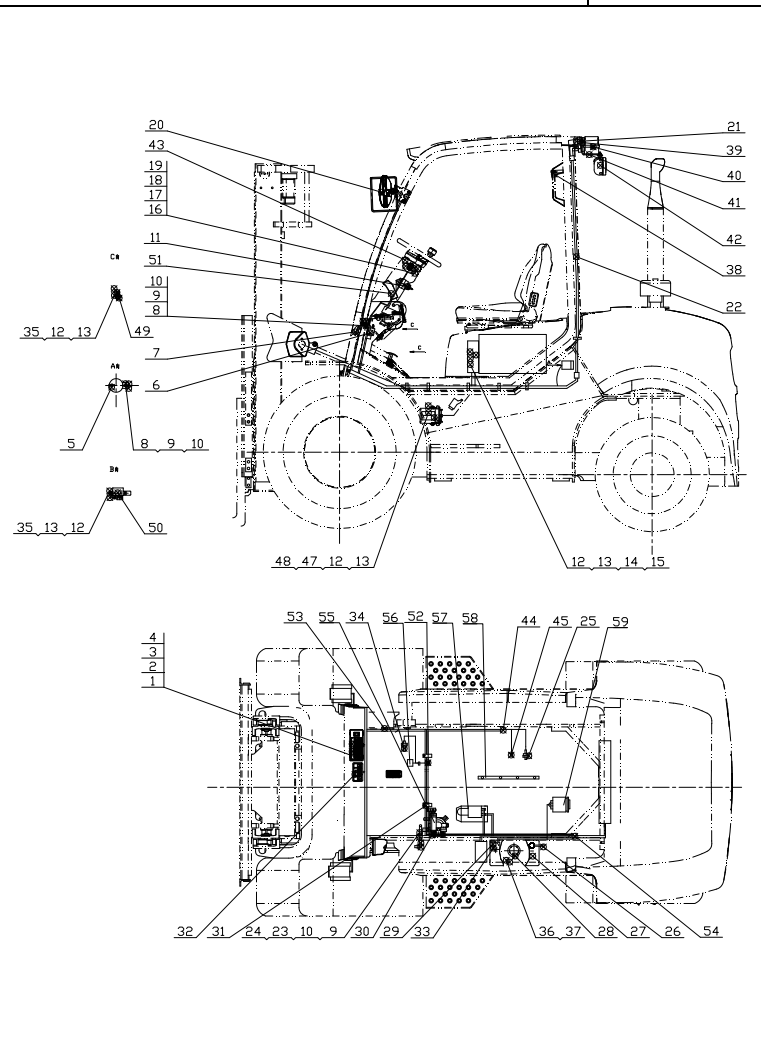
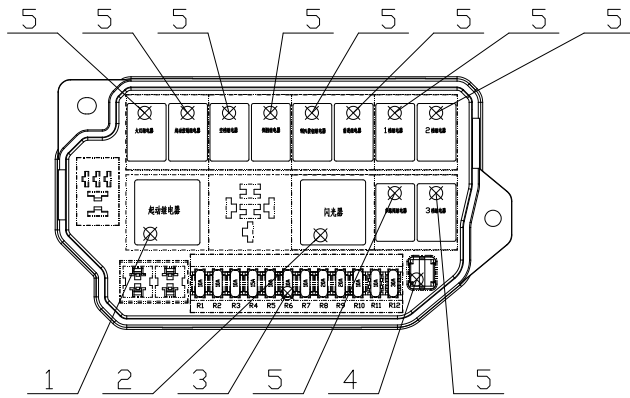
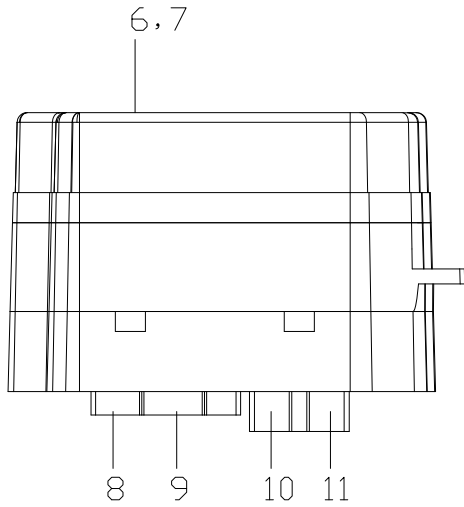
	序号 Item	物料码 Part NO.	名称 Description	数量 Qty	备注或适用车型 Remarks Or Serial NO.
	45	R457-700002-001	油压传感器 Hydraulic Oil sensor	1	
	46	R300-700001-000	电子油门踏板 Electronic Accelerator pedal	1	
	47	G005783-006025-00	螺栓 M6×25 Bolt M6×25	2	
	48	R9321-700200-900	感知系统控制器 Perceptualsystemcontroller	1	
	49	R962-701000-000	主线束固定支架 Harness fixing support	1	
	50	R9321-700100-900	报警器 Alarm	1	
	51	R488-700010-000	预热继电器 12V Pre-heat Relay 12V	1	
	52	MB250-703000-001	手刹开关总成 Hand brake switch assy	1	
	53	PKD-300-G00	捆线带 Tie line	14	
	54	XF250-700001-G00	扎带 Tie	6	
	55		油水分离报警 Water-oil separation alarm	1	发动机配 Supply by engine
	56		换向电磁阀 Electromagnetic reversing valves	1	变速箱配 Supply by transmission box
	57		起动机 Starter	1	发动机配 Supply by engine
	58		预热塞 Glow plug	1	发动机配套 Supply by engine
	59		发电机 Generator	1	发动机配 Supply by engine

图.13 OPS 控制盒总成
Fig.13 OPS Control box assy

© CPCD30/35-XW43C-RT4

Ⓜ CPCD25-XW43C-RT4



序号 Item	物料码 Part NO.	名称 Description	数量 Qty	备注或适用车型 Remarks Or Serial NO.
A1	RTC353-706000-901	控制盒总成 Control box	1	
1	XB450-706001-000	预热继电器 Pre-heat Relay	1	
2	XF250-706003-000	闪光器 Flasher	1	
3	XR310-706001-W00	保险丝片 Fuse piece	1	
4	A300-704003-000	拨片器	1	
5	XB450-706003-000	通用继电器 Universal relay	10	
6	RTC353-706001-900	控制盒标签 Control box label	1	外销
7	RTC353-706002-900	控制盒标签 Control box label	1	内销
8	DJ7161Y-2.8-10	十六线复合插头	1	
9	DJ7162Y-2.8-10	十六线复合插头	1	
10	DJ7071Y-6.3/7.8-10	七线复合插头	1	
11	DJ7021Y-9.5-10	9.5 二线插头	1	

图 14 电气系统
Fig. 14 Electricalsystem

Ⓧ CPCD30/35-XW98E-RT2 Ⓦ CPCD25-XW98E-RT2

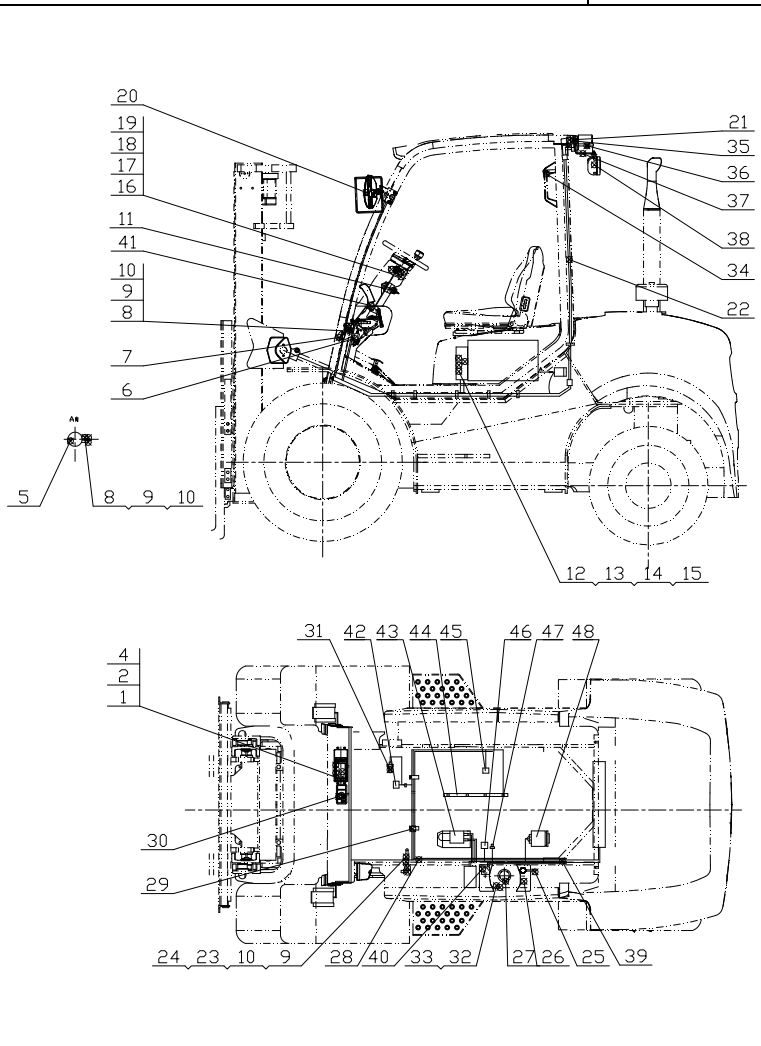
	序号 Item	物料码 Part NO.	名称 Description	数量 Qty	备注或适用车型 Remarks Or Serial NO.
1	X2B300-740000-000	仪表总成 Instrument assy	1		
2	G000818-004012-00	螺钉M4×12 Screw M4×12	4		
3	G0097P1-000004-00	垫圈 4 Washer4	4		
4	G000093-000004-00	垫圈 4 Washer4	4		
5	NC9717-700500-000	倒车蜂鸣器 Reversing Buzzer	1		
6	N163-700600-000	制动灯开关 Brake switch	1		
7	MB250-700009-000	喇叭 Horn	1		
8	G0029P2-008016-00	螺栓M8×16 Bolt M8×16	2		
9	G000093-000008-00	垫圈 8 Washer 8	5		
10	G0097P1-000008-00	垫圈 8 Washer 8	5		
11	R450-740200-000	预热启动开关 Pre-heat & start switch	1		
12	G000093-000006-00	垫圈 6 Washer6	4		
13	G0097P1-000006-00	垫圈 6 Washer6	4		
14	RTE354-706000-000	控制盒总成 Control box	1		
15	G000070-006030-00	螺钉M6×30 Screw M6×30	4		

图 14 电气系统
Fig. 14 Electricalsystem

Ⓜ CPCD30/35-XW98E-RT2 Ⓛ CPCD25-XW98E-RT2

序号 Item	物料码 Part NO.	名称 Description	数量 Qty	备注或适用车型 Remarks Or Serial NO.
16	XB450-705000-001	组合开关 Combination Switch assy	1	
17	G000093-000005-00	垫圈 5 Washer5	5	
18	G0097P1-000005-00	垫圈 5 Washer5	5	
19	G000818-005010-00	螺钉M5×10 Screw M5×10	4	
20	RTE350-760000-000	前灯总成 Front lamp-assy	1	
21	XF250-770000-001	后组合灯 rear lamps assy	1	
22	XF250-780000-001	后灯线束 Rear lamps harness	1	
23	R960-700300-820	起动机接地线 Ground wire,Starter	1	
24	G005783-008012-00	螺栓M8×12 Bolt M8×12	3	
25	XB453-700400-000	蓄电池负极引线 Cable, Battery(-)	1	
26	NC9321-700002-000	少维护蓄电池Battery, Low-Maintenance	1	
27	RTE354-700400-000	油量传感器 Fuel sensor	1	
28	RTE354-710000-000	车身主线束 Main wire-harness	1	
29	XF250-700006-000	抱箍 Hoop	2	
30	MB250-700600-000	四卡翘板开关 Four Cards rocker switch	1	

图 14 电气系统
Fig. 14 Electricalsystem

Ⓜ CPCD30/35-XW98E-RT2 Ⓛ CPCD25-XW98E-RT2

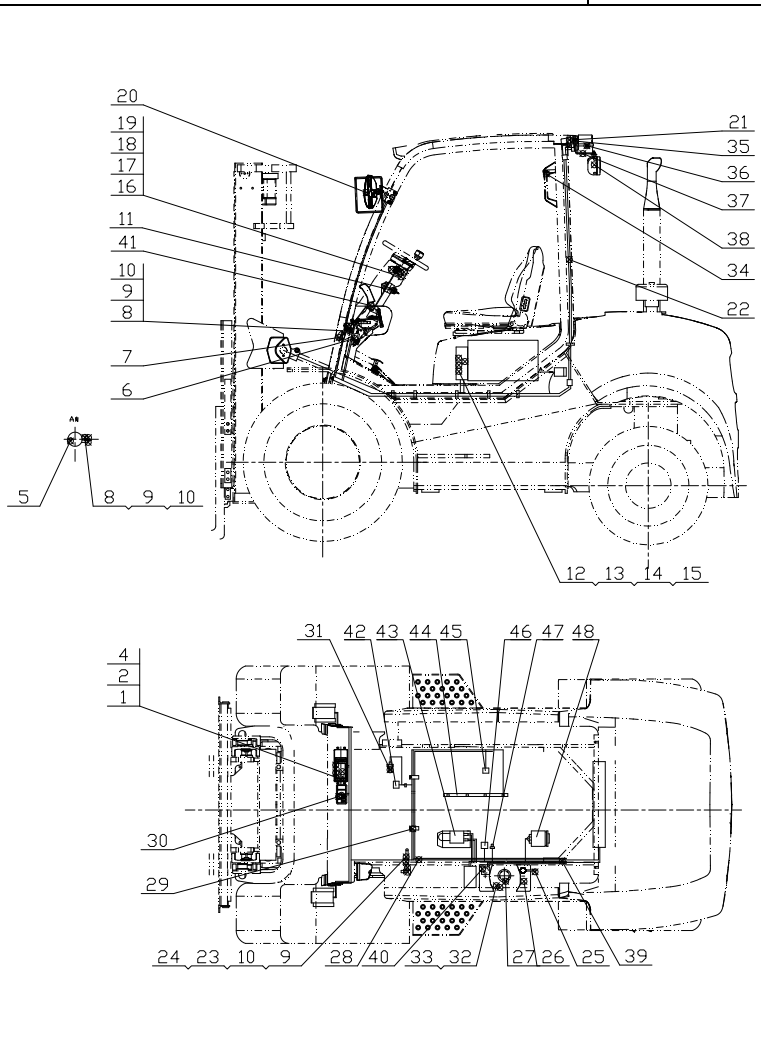
	序号 Item	物料码 Part NO.	名称 Description	数量 Qty	备注或适用车型 Remarks Or Serial NO.
	31	XB450-700002-000	油温报警器 Fuel temperature warning	1	
	32	J000982-000005-00	垫圈 5 Washer5	5	
	33	G000067-005012-00	螺钉 M5×12 Screw M5×12	5	
	34	RTE350-700700-000	扶手按钮开关总成 Push button switchassy	1	
	35	N163-420100-000	螺钉组件 Screw components	2	
	36	RTE350-700003-001	警灯 Alarm lamp	1	
	37	RTE350-700001-000	警灯支架 Warning lamp stents	1	
	38	RTE350-700002-001	后工作灯 Rear work lamp	1	
	39	PKD-300-G00	捆线带 Tie line	14	
	40	RTE354-700200-000	蓄电池正极引线 Cable, Battery(+)	1	
	41	MB250-703000-001	手刹开关总成 hand-brake switch assy	1	
	42	NO Part NO.	换向电磁阀 Electromagnetic reversing valves	1	变速箱配 Supply by transmission box
	43	NO Part NO.	起动机 Starter	1	发动机配 Supply by engine
	44	NO Part NO.	预热塞 Glow plug	1	发动机配 Supply by engine
	45	NO Part NO.	气流传感器 Air flow sensor	1	发动机配 Supply by engine

图 14 电气系统
Fig. 14 Electricalsystem

Ⓜ CPCD30/35-XW98E-RT2 Ⓛ CPCD25-XW98E-RT2

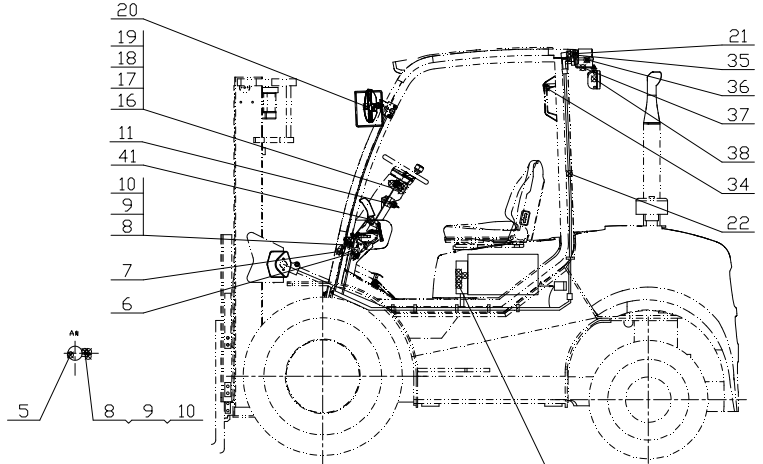
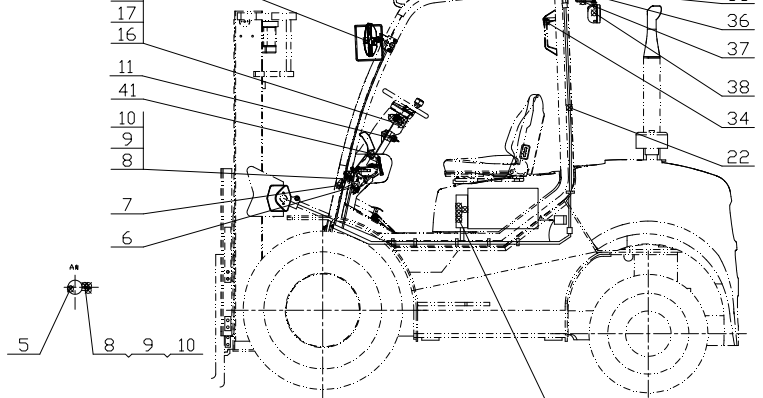
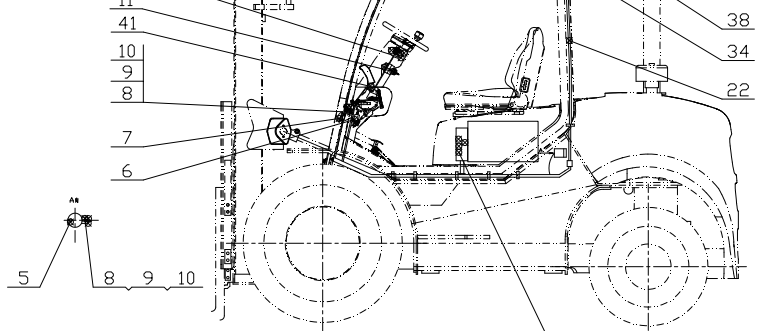
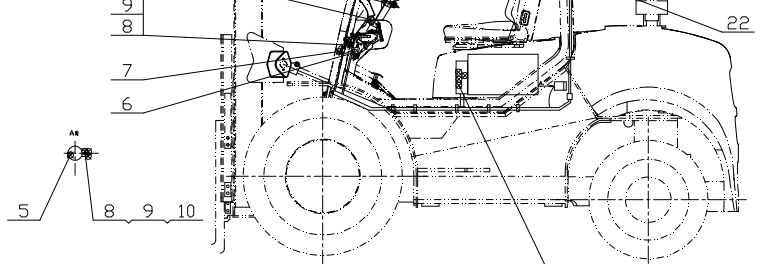
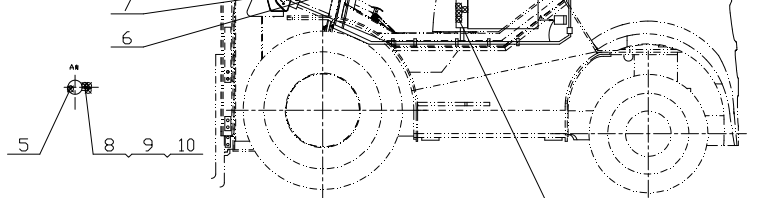
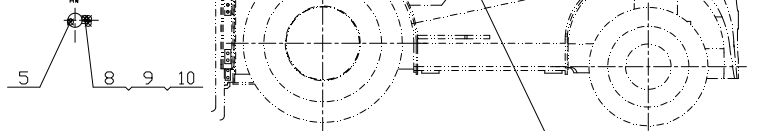
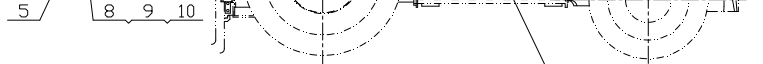
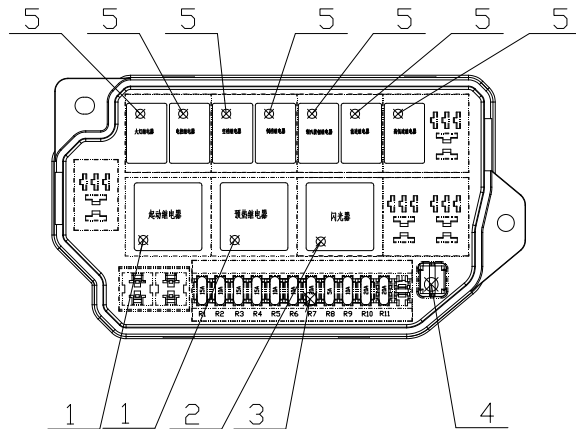
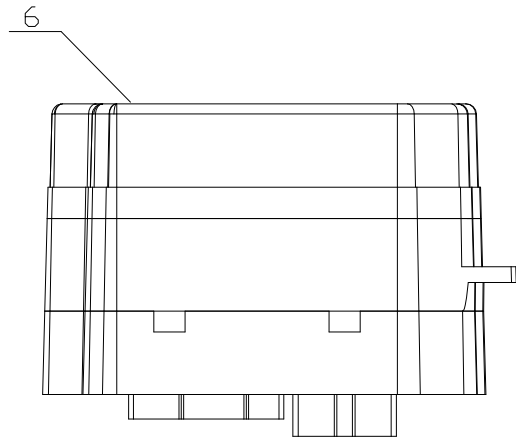
	序号 Item	物料码 Part NO.	名称 Description	数量 Qty	备注或适用车型 Remarks Or Serial NO.
	46	NO Part NO.	供给泵 pump	1	发动机配 Supply by engine
	47	NO Part NO.	油水分离报警器 Oil water separation alarm	1	发动机配 Supply by engine
	48	NO Part NO.	发电机 Alternator	1	发动机配 Supply by engine
					
					
					
					

图 15 控制盒总成
Fig.15 Control box assy

Ⓧ CPCD30/35-XW98E-RT2

Ⓛ CPCD25-XW98E-RT2



序号 Item	物料码 Part NO.	名称 Description	数量 Qty	备注或适用车型 Remarks Or Serial NO.
A1	RTE354-706000-000	控制盒总成 Control box	1	
1	XB450-706001-000	预热继电器 Pre-heat Relay	2	
2	XF250-706003-000	闪光器 Flasher	1	
3	BK/ATC-5	保险丝 5A Fuse 5A	1	
	BK/ATC-10	保险丝 10A Fuse 10A	4	
	BK/ATC-15	保险丝 15A Fuse 15A	3	
	BK/ATC-20	保险丝 20A Fuse 20A	3	
4	A300-704003-000	拨片器 Picks	1	
5	XB450-706003-000	通用继电器 Universal relay	8	
6	RTE354-706001-000	控制盒标签 Control box label	1	


图 16 仪表总成
Fig. 16 Instrument assembly

① CPCD30/35-XW98C-RT4

② CPCD30/35-XW98E-RT2

③ CPCD25-XW98C-RT4

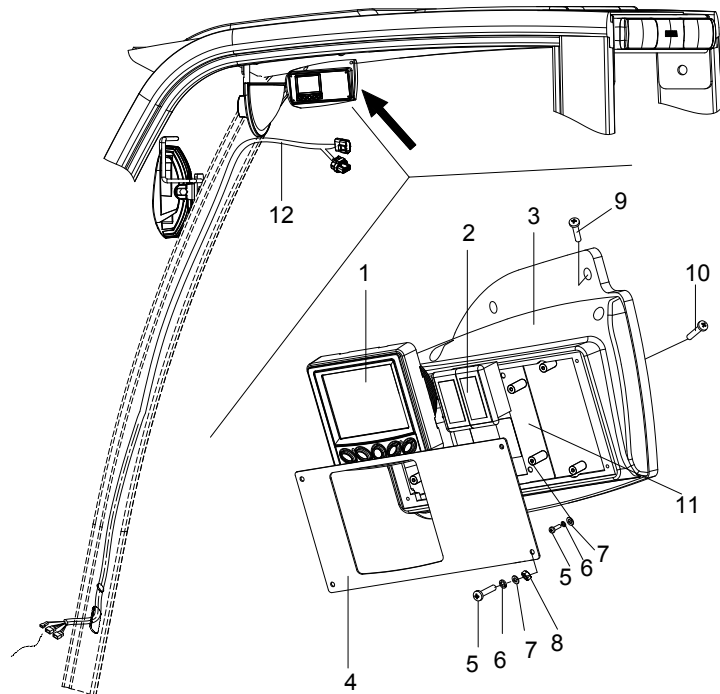
④ CPCD25-XW98E-RT2



序号 Item	物料码 Part NO.	名称 Description	数量 Qty	备注或适用车型 Remarks Or Serial NO.
A1	X2B300-740000-000	仪表总成 Instrument assy	1	

图 17 PV380 总线仪表
Fig. 17 PV380 Bus instrument

选配
Optional



序号 Item	物料码 Part NO.	名称 Description	数量 Qty	备注或适用车型 Remarks Or Serial NO.
A1	XF2526-790000-891	PV380 总线仪表 PV380 Bus instrument	1	包含/INC:1-11
1	X740-740000-000	总线仪表 Bus instrument	1	
2	RTC500-7900001-000	双联盖板 Cover plate	1	
3	X740-790200-000	罩壳 Shell	1	
4	X740-790100-000	前面板总成 Front panel assy	1	
5	G000818-003012-00	螺钉 M3×12 Screw M3×12	8	
6	G0097P1-000003-00	垫圈 3 Washer 3	8	
7	G000093-000003-00	垫圈 3 Washer 3	8	
8	G006170-000003-00	螺母 M3 Nut M3	4	
9	G907408-004012-00	螺钉组合件 M4×12 Screw assy	2	
10	G000845-005016-00	自攻螺钉 ST5×16 Screw ST5×16	3	
11	X740-790001-000	内安装板 Mounting plate	1	
12	XF2526-730000-891	PV380 过渡线束 wiring harness	1	

图 18 电气系统
Fig. 18 Electrical system

Ⓜ CPCD30/35-XG72E-RT2 Ⓝ CPCD25-XG72E-RT2
Ⓞ CPCD30/35-XG72C-RT4 Ⓟ CPCD25-XG72C-RT4

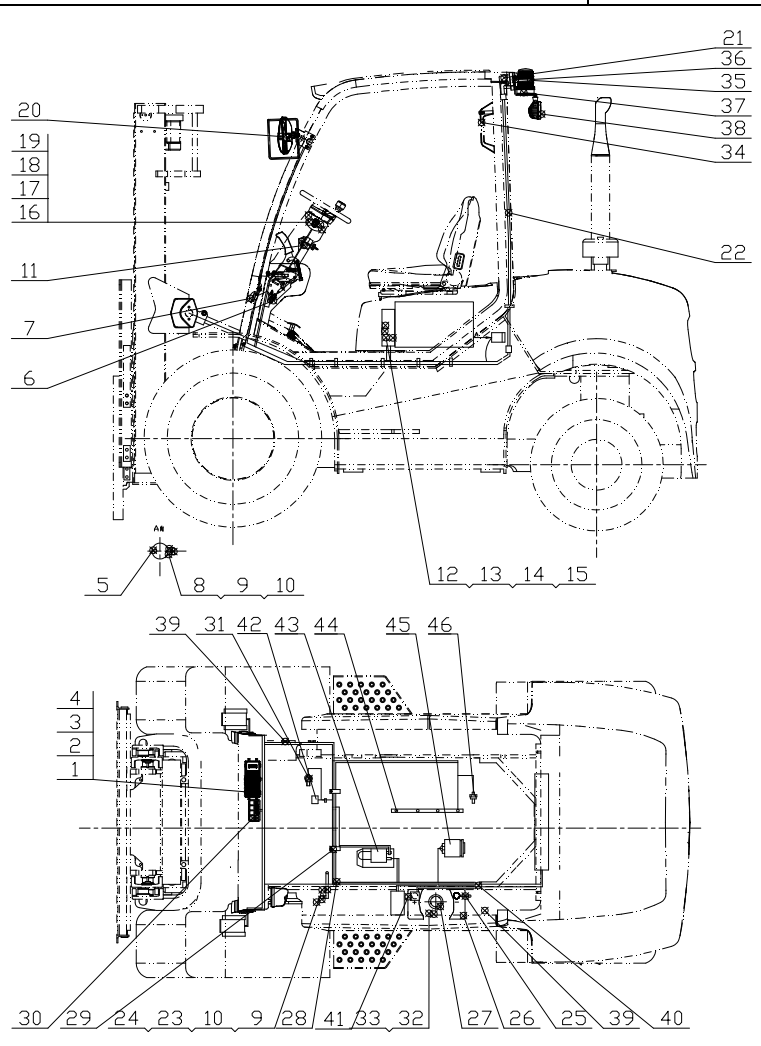
	序号 Item	物料码 Part NO.	名称 Description	数量 Qty	备注或适用车型 Remarks Or Serial NO.
	1	XR310-740000-000	仪表总成 Instrument assy	1	
	2	G000818-004012-00	螺钉M4×12 Screw M4×12	4	
	3	G0097P1-000004-00	垫圈 4 Washer4	4	
	4	G000093-000004-00	垫圈 4 Washer4	4	
	5	NC9717-700500-000	倒车蜂鸣器 Reversing Buzzer	1	
	6	N163-700600-000	制动灯开关 Brake switch	1	
	7	MB250-700009-000	喇叭 Horn	1	
	8	G0029P2-008016-00	螺栓M8×16 Bolt M8×16	3	
	9	G000093-000008-00	垫圈 8 Washer 8	4	
	10	G0097P1-000008-00	垫圈 8 Washer 8	4	
	11	R450-740200-000	预热起动开关 Pre-heat & start switch	1	
	12	G000093-000006-00	垫圈 6 Washer6	6	
	13	G0097P1-000006-00	垫圈 6 Washer6	6	
	14	RTE350-706000-000	控制盒总成 Control box	1	Ⓜ Ⓝ
	14	RTC355-706000-000	控制盒总成 Control box	1	Ⓞ Ⓟ

图 18 电气系统
Fig. 18 Electrical system

Ⓜ CPCD30/35-XG72E-RT2 Ⓝ CPCD25-XG72E-RT2
Ⓞ CPCD30/35-XG72C-RT4 Ⓟ CPCD25-XG72C-RT4

序号 Item	物料码 Part NO.	名称 Description	数量 Qty	备注或适用车型 Remarks Or Serial NO.
15	G000070-006030-00	螺钉M6×30 Screw M6×30	4	
16	RTC350-705000-000	换挡开关 Shift switch	1	Ⓜ Ⓝ
16	XB450-705000-001	组合开关 Combination Switch assy	1	Ⓞ Ⓟ
17	RTC350-704000-000	灯光开关 Light switch	1	Ⓜ Ⓝ
17	G000093-000005-00	垫圈 5 Washer5	5	Ⓞ Ⓟ
18	G005783-005025-00	螺栓 M5×25 Bolt M5×25	2	Ⓜ Ⓝ
18	G0097P1-000005-00	垫圈 5 Washer5	5	Ⓞ Ⓟ
19	G006170-000005-00	螺母 M5 Nut M5	2	Ⓜ Ⓝ
19	G000818-005010-00	螺钉M5×10 Screw M5×10	4	Ⓞ Ⓟ
20	RTE350-760000-000	前灯总成 Front lamp-assy	1	
21	XF250-770000-001	后组合灯 rear lamps assy	1	
22	XF250-780000-001	后灯线束 Rear lamps harness	1	
23	R960-700300-820	起动机接地线 Ground wire, Starter	1	
24	G005783-008012-00	螺栓M8×12 Bolt M8×12	1	
25	N163-700200-820	蓄电池负极引线 Cable, Battery(-)	1	

图 18 电气系统
Fig. 18 Electrical system

Ⓜ CPCD30/35-XG72E-RT2 Ⓝ CPCD25-XG72E-RT2
Ⓞ CPCD30/35-XG72C-RT4 Ⓟ CPCD25-XG72C-RT4

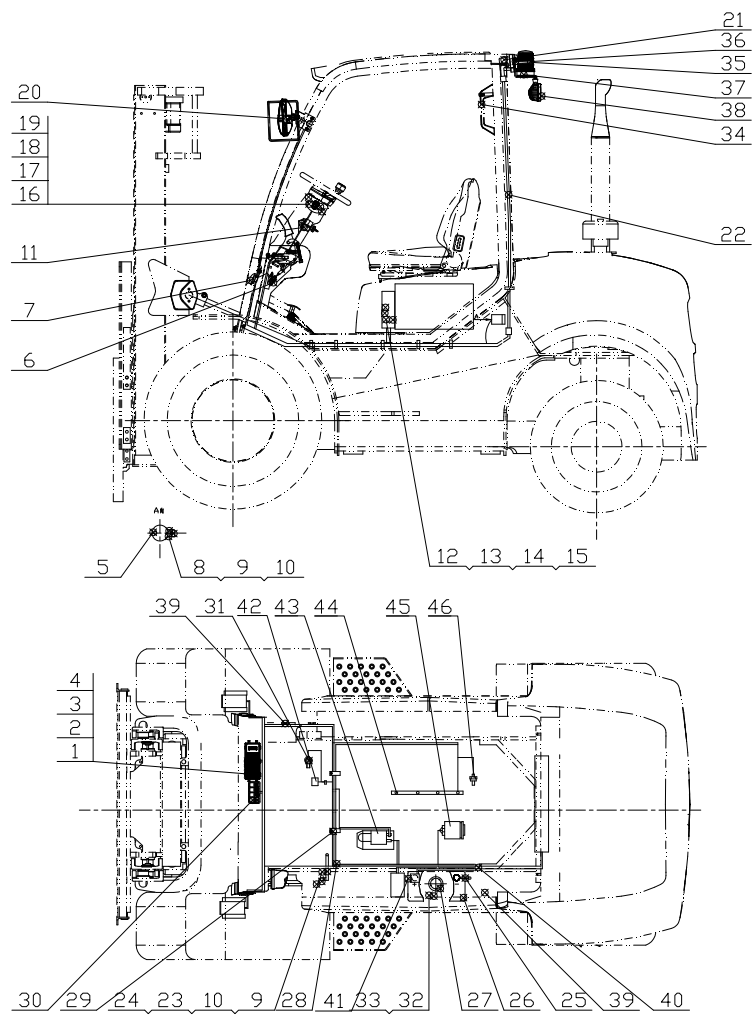
	序号 Item	物料码 Part NO.	名称 Description	数量 Qty	备注或适用车型 Remarks Or Serial NO.
	26	NC9321-700002-000	少维护蓄电池 Battery, Low-Maintenance	1	
	27	XR310-700400-000	油量传感器 Fuel sensor	1	
	28	RTE355-710000-000	车身主线束 Main wire-harness	1	Ⓜ Ⓝ
	28	RTC355-710000-000	车身主线束 Main wire-harness	1	Ⓞ Ⓟ
	29	XF250-700006-000	抱箍 Hoop	2	
	30	MB250-700600-000	四卡翘板开关 Four Cards rocker switch	1	Ⓜ Ⓝ
	30	RTC350-700500-000	四卡翘板开关 Four Cards rocker switch	1	Ⓞ Ⓟ
	31	XB450-700002-000	油温报警器 Fuel temperature warning	1	
	32	J000982-000005-00	垫圈 5 Washer5	5	
	33	G000067-005012-00	螺钉 M5×12 Screw M5×12	5	
	34	RTE350-700700-000	扶手按钮开关总成 Push button switchassy	1	
	35	N163-420100-000	螺钉组件 Screw components	2	
	36	RTE350-700003-001	警灯 Alarm lamp	1	
	37	RTE350-700001-000	警灯支架 Warning lamp stents	1	
	38	RTE350-700002-001	后工作灯 Rear work lamp	1	

图 18 电气系统
Fig. 18 Electrical system

Ⓜ CPCD30/35-XG72E-RT2 Ⓝ CPCD25-XG72E-RT2
Ⓞ CPCD30/35-XG72C-RT4 Ⓟ CPCD25-XG72C-RT4

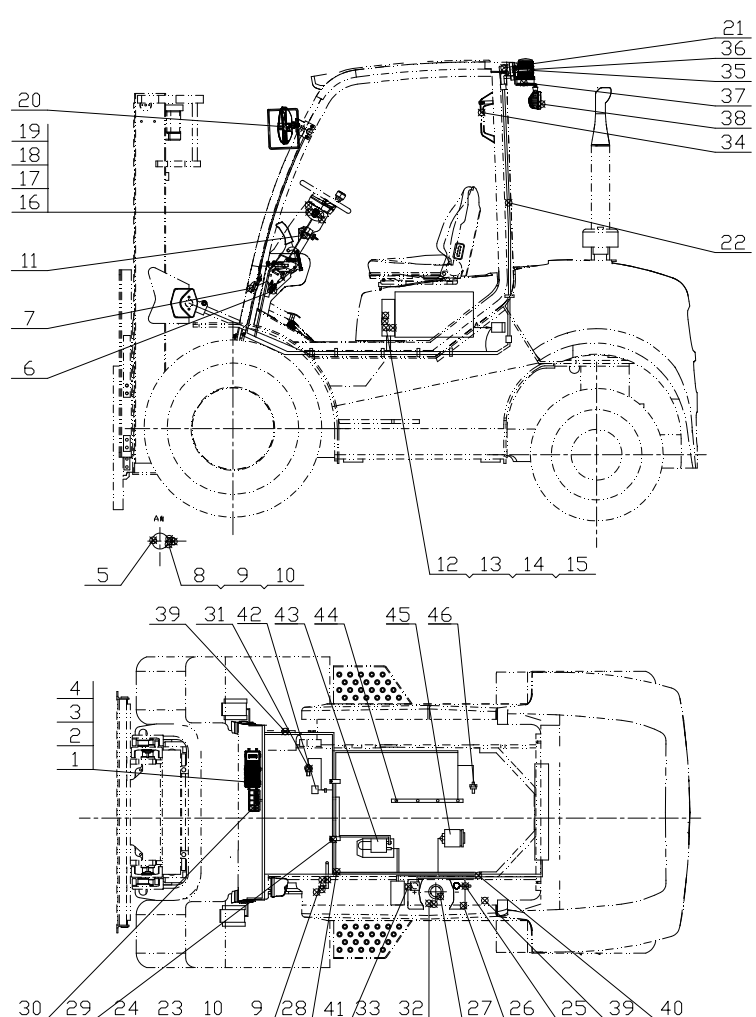
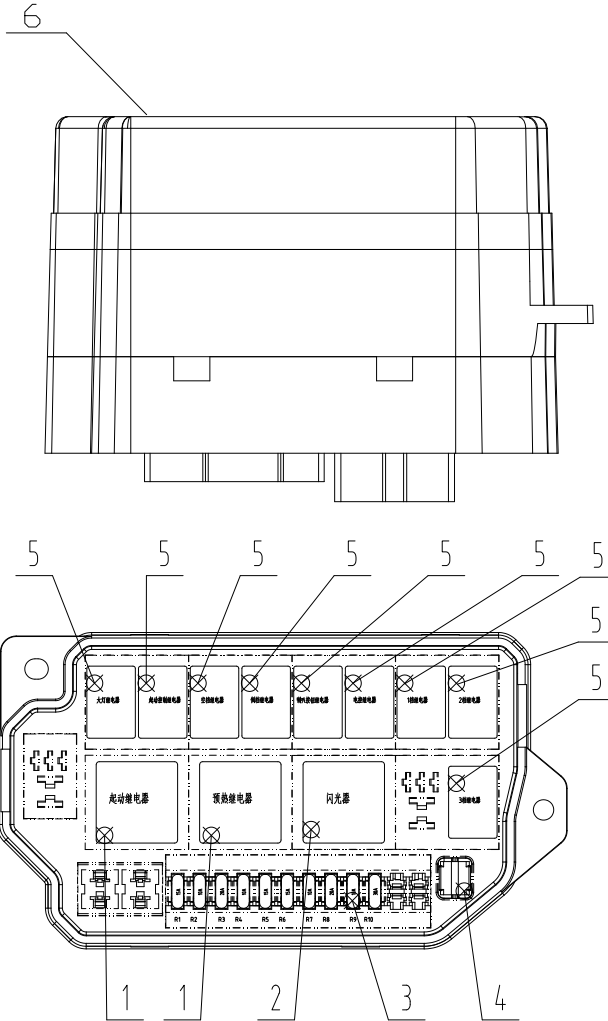
	序号 Item	物料码 Part NO.	名称 Description	数量 Qty	备注或适用车型 Remarks Or Serial NO.
	39	PKD-300-G00	捆线带 Tie line	14	
	40	XF250-700001-G00	扎带 Tie	6	
	41	XF255-702000-002	蓄电池正极引线 Cable, Battery(+)	1	
	42	NO Part NO.	换向电磁阀 Reversing solenoid valve	1	变速箱配 Supply by transmission box
	43	NO Part NO.	起动机 Starter	1	发动机配 Supply by engine
	44	NO Part NO.	预热塞 Glow plug	1	发动机配 Supply by engine
	45	NO Part NO.	发电机 Alternator	1	发动机配 Supply by engine
	46	NO Part NO.	水温传感器 Water temperature sensor	1	发动机配 Supply by engine

图 19 控制盒总成
Fig.19 Control box assy

© CPCD30/35-XG72C-RT4 © CPCD25-XG72C-RT4



序号 Item	物料码 Part NO.	名称 Description	数量 Qty	备注或适用车型 Remarks Or Serial NO.
A1	RTC355-706000-000	控制盒总成 Control box	1	
1	XB450-706001-000	预热继电器 Pre-heat Relay	2	
2	XF250-706003-000	闪光器 Flasher	1	
3	BK/ATC-10	保险丝 10A Fuse 10A	4	
	BK/ATC-15	保险丝 15A Fuse 15A	3	
	BK/ATC-20	保险丝 20A Fuse 20A	2	
	BK/ATC-30	保险丝 30A Fuse 30A	1	
4	A300-704003-000	拨片器 Picks	1	
5	XB450-706003-000	通用继电器 Universal relay	9	
6	RTC355-706001-000	控制盒标签 Control box label	1	

第八部分 驾驶室目录
Part VIII Cab system contents

- (A) CPCD30/35-XW43E-RT (B) CPCD30/35-XW33E-RT (C) CPCD25-XW43E-RT (D) CPCD25-XW33E-RT
 (E) CPCD30/35-XW33C-RT4 (F) CPCD25-XW33C-RT4 (G) CPCD30/35-XW43C-RT4 (H) CPCD25-XW43C-RT4
 (I) CPCD30/35-XW98C-RT4 (J) CPCD30/35-XW98E-RT2 (K) CPCD25-XW98C-RT4 (L) CPCD25-XW98E-RT2

序号 Item	名称 Description		适用车型 Serial No.	页码 Page
图 1 Fig. 1	驾驶室整体示意 Overall of cab		(A) (B) (C) (D) (E) (F) (G) (H) (I) (J) (K) (L)	8-3
图 2 Fig. 2	整体框架系统 Overall frame system	不配空调 Without Air conditioning	(A) (B) (C) (D) (E) (F) (G) (H) (I) (J) (K) (L)	8-4
图 3 Fig. 3	前窗系统 Front windows System		(A) (B) (C) (D) (E) (F) (G) (H) (I) (J) (K) (L)	8-8
图 4 Fig.4	左侧门系统 Left door System		(A) (B) (C) (D) (E) (F) (G) (H) (I) (J) (K) (L)	8-10
图 5 Fig. 5	右侧门系统 Right door System		(A) (B) (C) (D) (E) (F) (G) (H) (I) (J) (K) (L)	8-12
图 6 Fig. 6	后窗系统 Rear windows system	不配空调 Without Air conditioning	(A) (B) (C) (D) (E) (F) (G) (H) (I) (J) (K) (L)	8-14
图 7 Fig. 7	翘板开关 Rocker Switches		(A) (B) (C) (D) (E) (F) (G) (H) (I) (J) (K) (L)	8-15
图 8 Fig.8	护顶架系统 Overhead Guard System		(A) (B) (C) (D) (E) (F) (G) (H) (I) (J) (K) (L)	8-16
图 9 Fig.9	整体框架系统 Overall frame system	配空调 With Air conditioning	(A) (B) (C) (D) (E) (F) (G) (H)	8-21
图 10 Fig.10	空调系统 Air conditioning system		(A) (C) (G) (H)	8-24
图 11 Fig.11	空调系统 Air conditioning system		(B) (D) (E) (F)	8-27

序号 Item	名称 Description		适用车型 Serial No.	页码 Page
图 12 Fig. 12	后窗系统 Rear windows system	配空调 With Air conditioning	Ⓐ Ⓑ Ⓒ Ⓓ Ⓔ Ⓕ Ⓖ Ⓗ	8-30
图 13 Fig.13	左前门系统 Left front door system		双门选配 Double door option	8-31
图 14 Fig.14	左后门系统 Left rear door system		双门选配 Double door option	8-33
图 15 Fig.15	右前门系统 Right front door system		双门选配 Double door option	8-35
图 16 Fig.16	右后门系统 Right rear door system		双门选配 Double door option	8-37

图1 驾驶室整体示意
Fig. 1 Overall of cab

不配空调 Without Air conditioning

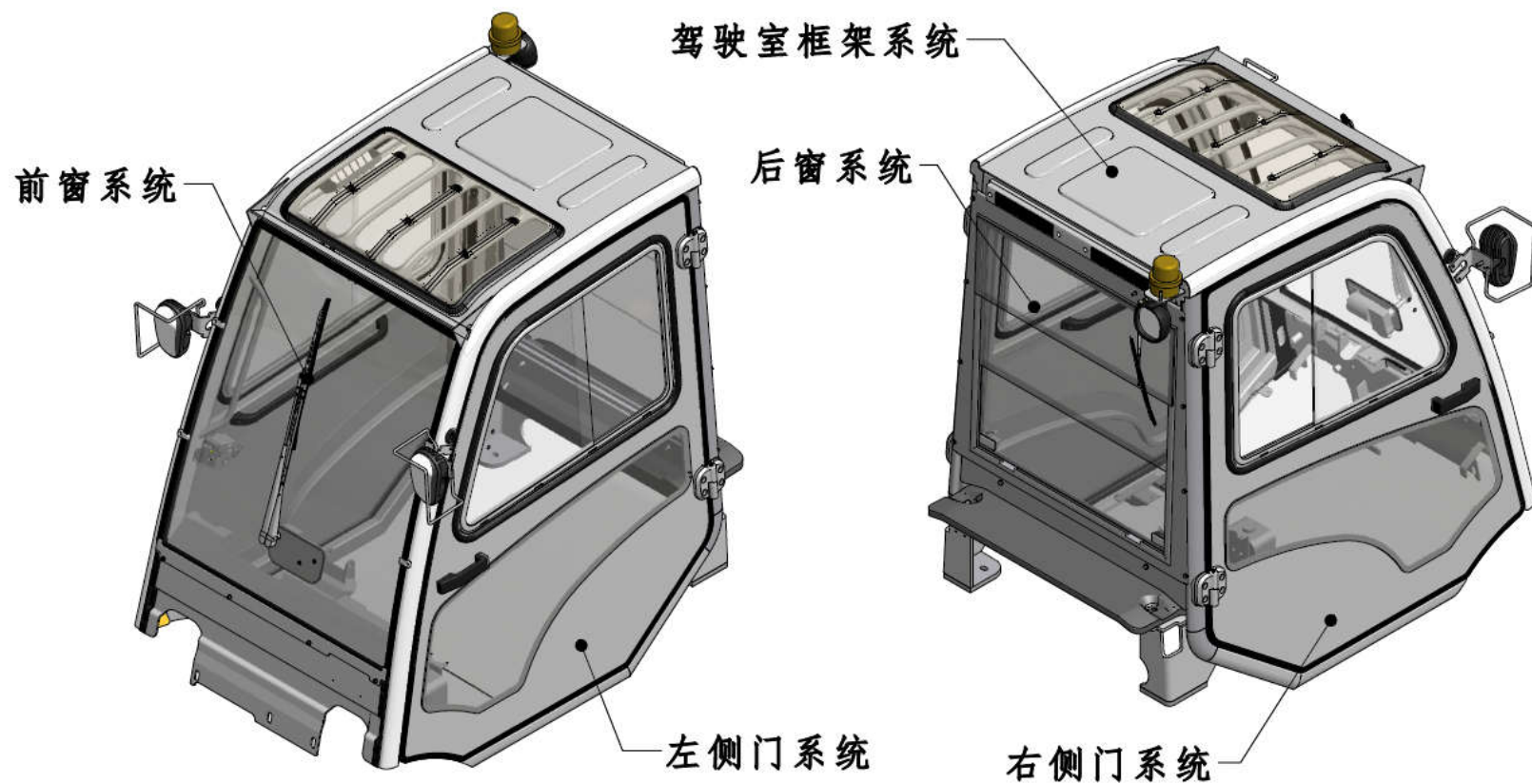


图2 整体框架系统
Fig. 2 Overall frame system

不配空调 Without Air conditioning

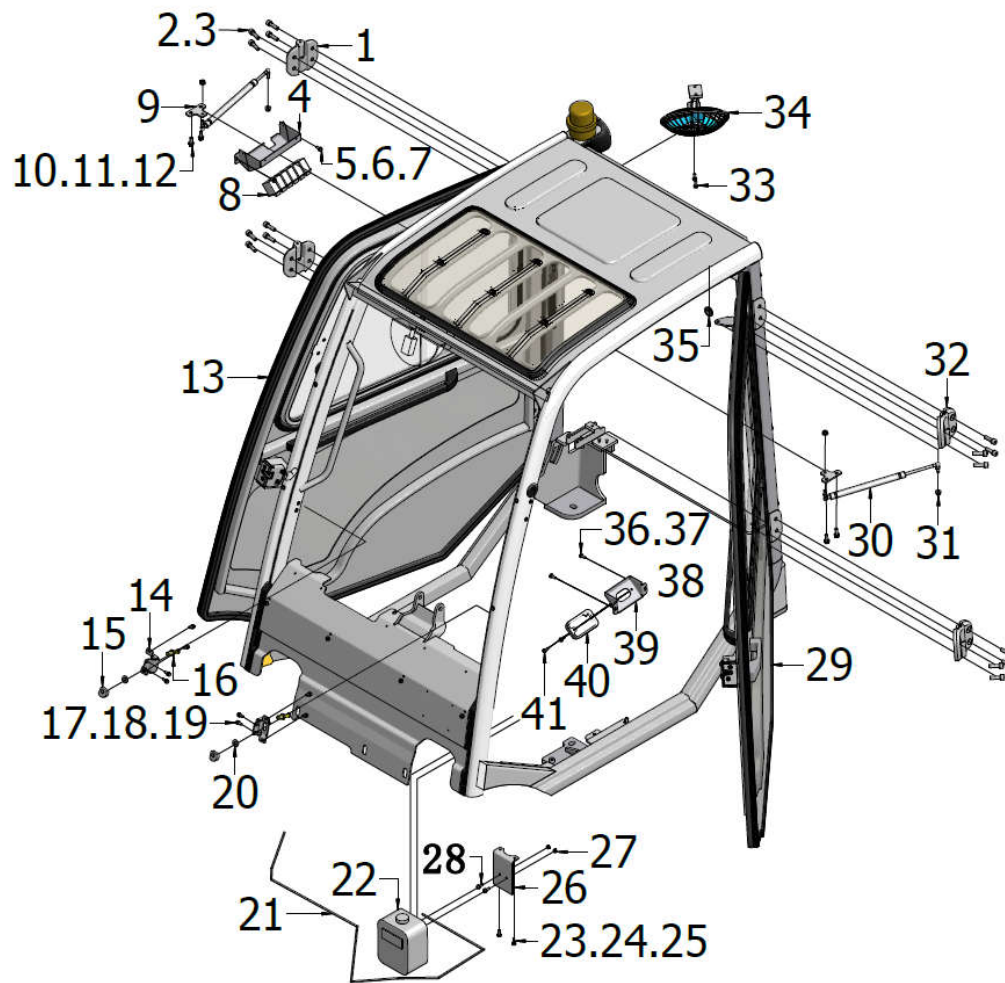
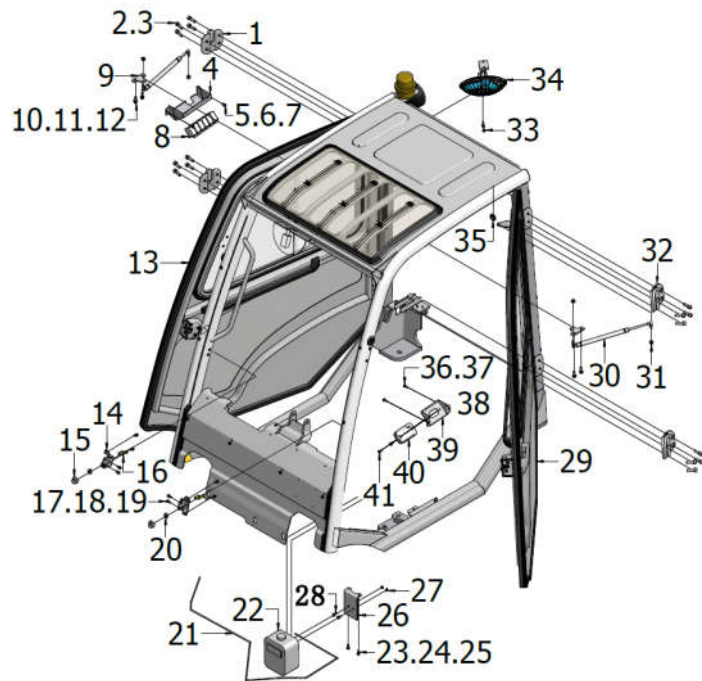


图2 整体框架系统
Fig. 2 Overall frame system

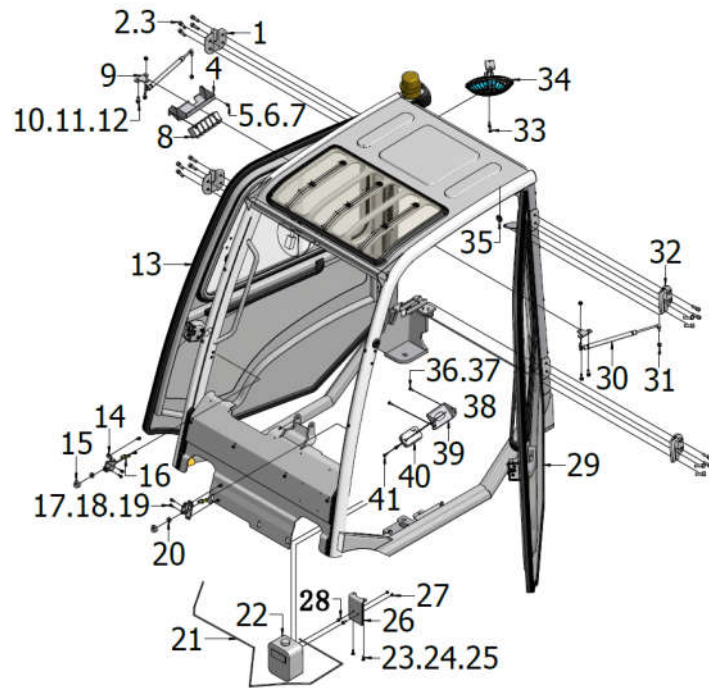
不配空调 Without Air conditioning



序号 Item	物料码 Part No.	名称 Description	数量 Qty	备注或适用车型 Remarks or Serial No.
1	JJP300-100200-G00	右侧铰链总成 Right Hinge assy	2	
2	GB/T70.1-2000-M10×30	内六角螺栓 M10×30 Bolt M10×30	16	
3	GB/T93-1987-10	弹垫 10 Spring pads 10	16	
4	J00RTE35-000056-000	翘板开关盒 Shell of Rocker Switches	1	
5	GB/T818-2000-M6×16	十字盘头螺钉 M6×16 Screw M6×16	2	
6	GB/T93-1987-6	弹垫 6 Spring pads 6	2	
7	GB/T95-2002-6	平垫 6 washer 6	2	
8	NO PART NO.	开关总成 Switches assy	1	
9	J00RTE35-000055-000	门气弹簧座 Air spring seat	2	
10	GB/T818-2000-M6×16	十字盘头螺钉 M6×16 Screw M6×16	4	
11	GB/T93-1987-6	弹垫 6 Spring pads 6	4	
12	GB/T95-2002-6	平垫 6 washer 6	4	
13	J00RTE35-300000-000	右侧门系统 Right door System	1	
14	J01ME425-000005-000	左右锁座 Locking seat	2	
15	14RH-210002	锁紧螺母 Lock nut	2	

图2 整体框架系统
Fig. 2 Overall frame system

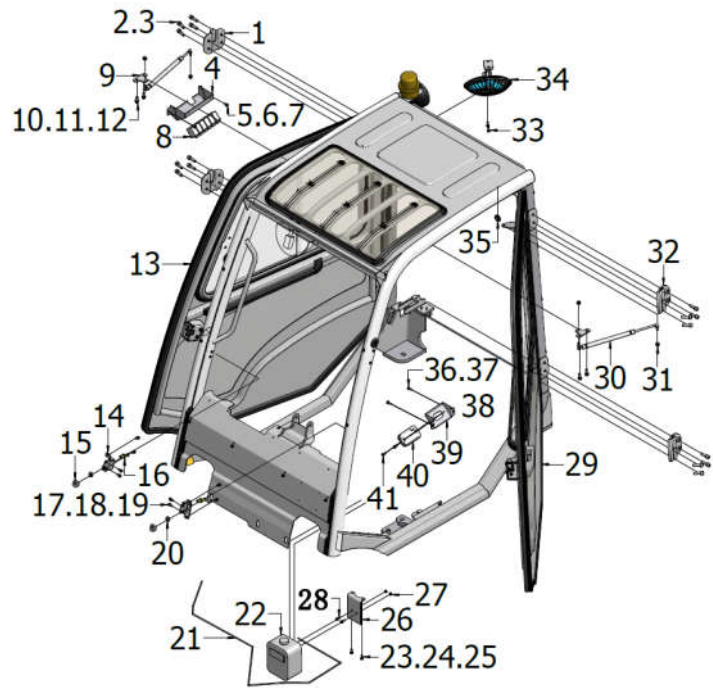
不配空调 Without Air conditioning



序号 Item	物料码 Part No.	名称 Description	数量 Qty	备注或适用车型 Remarks or Serial No.
16	JMS-0014-G00	锁柱 Occlusion	2	
17	GB/T818-2000-M6×16	十字盘头螺钉 M6×16 Screw M6×16	8	
18	GB/T93-1987-6	弹垫 6 Spring pads 6	8	
19	GB/T95-2002-6	平垫 6 washer 6	8	
20	GB/T96.1-2002-12	加大垫片 12 Washer 12	2	
21	JPSG001-G00-1600	喷水管×1600 Water spray pipe	1	
22	JPSH-100-G00	喷水壶 12V watering can 12V	1	
23	GB/T5783-2000-M6×12	外六角螺栓 M6×12 Bolt M6×12	2	
24	GB/T93-1987-6	弹垫 6 Spring pads 6	2	
25	GB/T95-2002-6	平垫 6 washer 6	2	
26	J00RTE35-000057-000	喷水壶支架 Mounting plate	1	
27	GB/T6177.1-2000-M6	防滑螺母 M6 Nut M6	2	
28	GB/T9074.4-1988-6×16	组合螺钉 M6×16 Screw assy M6x16	2	
29	J00RTE35-200000-000	左侧门系统 Left door system	1	
30	YQL435-170-180N	门气弹簧 Air spring	2	

图2 整体框架系统
Fig. 2 Overall frame system

不配空调 Without Air conditioning



序号 Item	物料码 Part No.	名称 Description	数量 Qty	备注或适用车型 Remarks or Serial No.
31	GB/T6177.1-2000-8	螺母 M8 Nut M8	4	
32	JJP300-100100-G00	左侧铰链总成 Left Hinge assy	2	
33	GB/T9074.4-1988-M5×20	十字盘头组合螺钉 M5×20 Screw assy	2	
34	JFS1201-G00	风扇 Fan	1	
35	N163-700002-000	前灯线护套 sheath	2	
36	GB/T818-2000-M6×16	十字盘头螺钉 M6×16 Screw M6×16	8	
37	GB/T93-1987-6	弹垫 6 Spring pads 6	8	
38	GB/T95-2002-6	平垫 6 washer 6	8	
39	J00XR30-000100-000	顶灯支架 Dome light bracket	1	
40	JDD1201L-G00	顶灯 12V Dome light 12V	1	
41	GB/T818-2000-M5×30	十字盘头螺钉 M5×30 Screw M5×30	2	

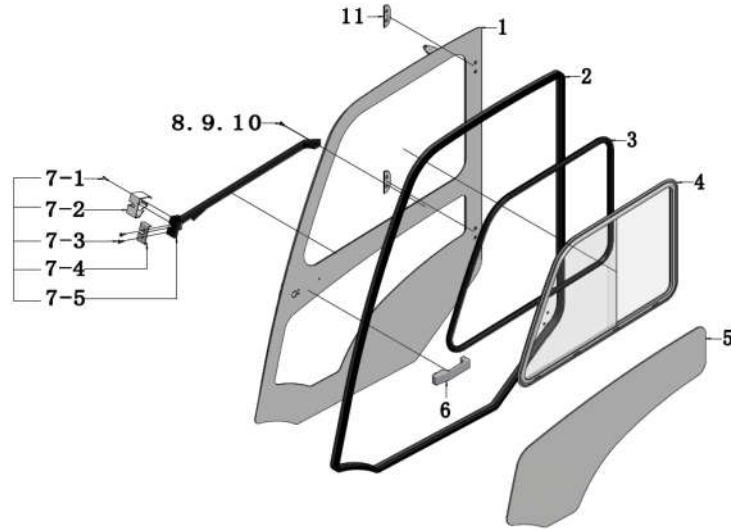
图3 前窗系统
Fig3 Front window system

全部车型
All models of truck

序号 Item	物料码 Part No.	名称 Description	数量 Qty	备注或适用车型 Remarks or Serial No.
1	JXJ006-G00-4000	前玻璃橡胶条 x4000 Rubber strip front glass	1	
2	J00RTE35-000001-G00	前挡风玻璃 Front glass	1	
3	JXF450M-000059-000	压紧块 Pressed block	4	
4	GB/T70.1-2000-M6×12	内六角螺栓 M6×12 Bolt M6×12	4	
5	GB/T93-1987-6	弹垫 6 Spring pads 6	4	
6	GB/T 802-1988-M6	盖形螺母 M6 Cap nut M6	1	
7	GB/T95-2002-6	平垫 6 washer 6	4	
8	J30HB-001100-G000	前雨刮电机 12V Front wiper motor 12v	1	
9	JFJ004-G00	橡胶保护套管 Rubber protective sleeve	2	
10	JFJ-006-G00	橡胶保护套管 Rubber protective sleeve	1	
11	JXJ016-G00	橡胶垫 Rubber gasket	2	
12	JXF250B-001200-G00	550 杆 X500 片雨刮杆 Wiper	1	
13	GB/T818-2000-M6×16	十字盘头螺钉 M6×16 Screw M6×16	1	
14	GB/T93-1987-6	弹垫 6 Spring pads 6	1	

图 4 左侧门系统
Fig.4 Left door system

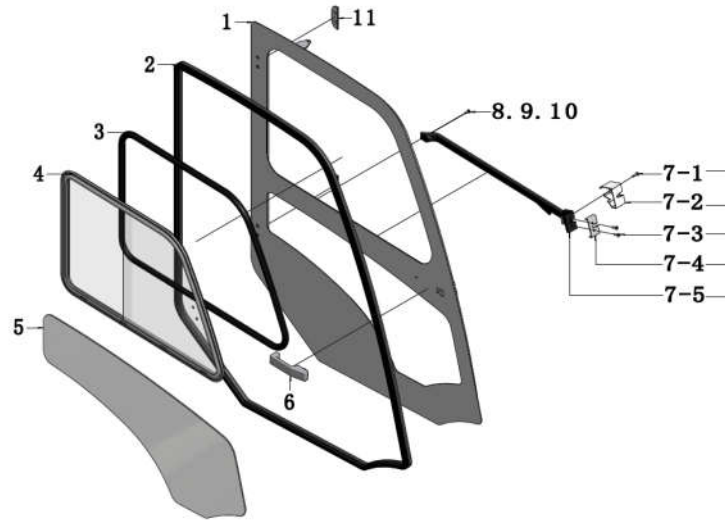
全部车型
All models of truck



序号 Item	物料码 Part No.	名称 Description	数量 Qty	备注或适用车型 Remarks or Serial No.
A1	J00RTE35-2000000-000	左侧门总成 Left door assy	1	INC:图 4/Fig 4, 1-5 11-13
1	J00RTE35-210000-000	左侧门框架 Left door frame	1	
2	JXJ006-G00-5000	左门胶条 X5000 Seal rubber, door	1	
3	JXJ002-G00-2800	铝窗胶条×2800 Seal rubber	1	
4	J00RTE35-220000-G00	左铝窗 Left Al windows	1	
5	J00RTE35-000006-G00	左门下玻璃 Under glass of the door, L	1	
6	JMS-0011-G00	锁把 Door knob	1	不单独提供 Do not supply separately
7	JMS-0031-G01	左车锁总成 Lock assy, Left	1	
7-1	GB/T70.3-M5X25	沉头内六角 M5X25 Screw M5X25	1	不单独提供 Do not supply separatel
7-2	NO PART NO.	左塑料锁壳 Lock case,Left	1	不单独提供 Do not supply separatel
7-3	NO PART NO.	锁内压板 Lock the platen	1	不单独提供 Do not supply separatel
7-4	GB/T70.3-M6X25	沉头内六角 M6X25 Screw M6×25	2	不单独提供 Do not supply separatel
7-5	NO PART NO.	左车锁 Left lock	1	不单独提供 Do not supply separatel
8	GB70.2-M6×16	盘头内六角 M6×16 Bolt M6×16	1	

图5 右侧门系统
Fig.5 Right door system

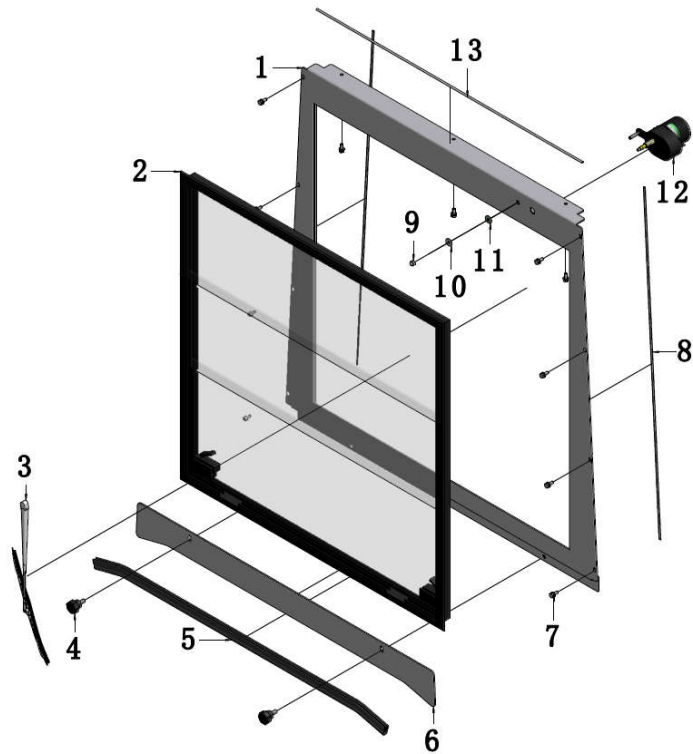
全部车型
All models of truck



序号 Item	物料码 Part No.	名称 Description	数量 Qty	备注或适用车型 Remarks or Serial No.
A1	J00RTE35-300000-000	右侧门总成 Right door assy	1	INC:图 5/Fig 5, 1-5 11-13
1	J00RTE35-310000-000	右侧门框架 Right door frame	1	
2	JXJ006-G00-5000	右门胶条 X5000 Seal rubber, door, R	1	
3	JXJ002-G00-2600	铝窗胶条×2600 Seal rubber	1	
4	J00RTE35-320000-G00	右铝窗 Right Al windows	1	
5	J00RTE35-000006-G00	右门下玻璃 Under glass of the door,R	1	
6	JMS-0011-G00	锁把 Door knob	1	不单独提供 Do not supply separatel
7	JMS-0032-G01	右车锁总成 Lock assy, Right	1	
7-1	GB/T70.3-M5X25	沉头内六角 M5X25 Screw M5X25	1	不单独提供 Do not supply separatel
7-2	NO PART NO.	右塑料锁壳 Lock case,Right	1	不单独提供 Do not supply separatel
7-3	NO PART NO.	锁内压板 Lock the platen	1	不单独提供 Do not supply separatel
7-4	GB/T70.3-M6X25	沉头内六角 M6X25 Screw M6×25	2	不单独提供 Do not supply separatel
7-5	NO PART NO.	右车锁 Right lock	1	不单独提供 Do not supply separatel
8	GB70.2-M6×16	盘头内六角 M6×16 Bolt M6×16	1	

图6 后窗系统
Fig. 6 Rear windows system

不配空调 Without Air conditioning



序号 Item	物料码 Part No.	名称 Description	数量 Qty	备注或适用车型 Remarks or Serial No.
1	J00RTE35-410000-000	后窗框架 Windows frames,Rear	1	
2	J00RTE35-420000-G00	后铝窗 Rear windows	1	
3	J00RTE35-002200-G00	后雨刮刷 Rear wiper brush	1	
4	N163-430004-000	手拧螺钉 M8 Nut M8	2	
5	JXJ004-G00-1000	后封板胶条 X1000 Seal rubber	1	
6	J00RTE35-000051-000	后封板 After cover plate	1	
7	GB/T9074.4-1988-6×16	组合螺钉 M6×16 Screw assy M6×16	11	
8	JXJ018-G00-940	后窗胶条×940 Sealing strip	2	
9	GB/T 802-1988-M6	盖形螺母 M6 Cap nut M6	1	
10	GB/T96.1-2002-6	大平垫圈 6 Plain washer, large	1	
11	JXJ016-G00	橡胶垫 Rubber gasket	1	
12	JMI250-002100-G00	雨刮器电机 wiper motor	1	
13	JXJ018-G00-840	后窗胶条×840 Sealing strip	1	

图 8 护顶架系统

Fig. 8 Overhead Guard System

全部车型
All models of truck

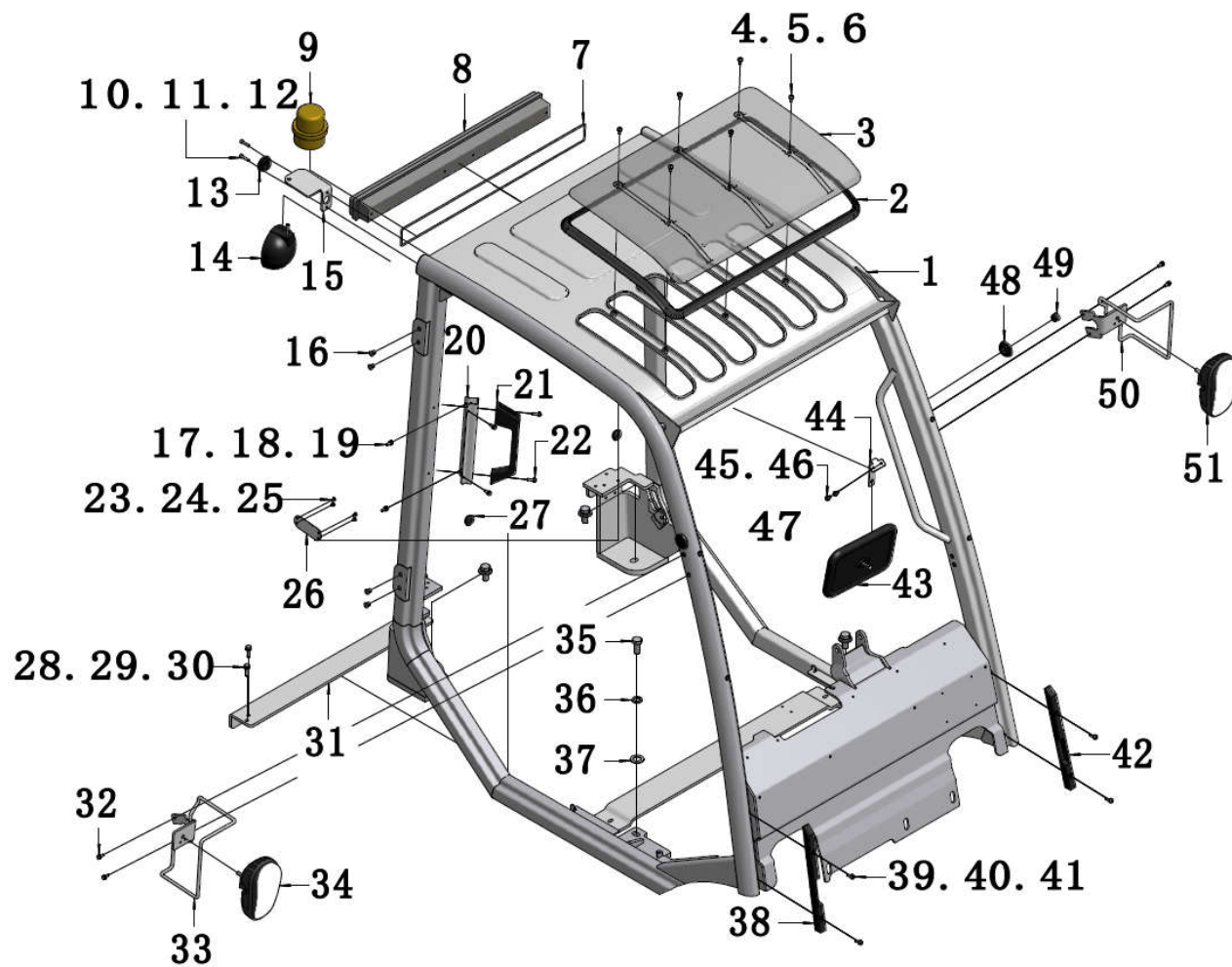


图 8 护顶架系统
Fig.8 Overhead Guard System

全部车型
All models of truck

序号 Item	物料码 Part No.	名称 Description	数量 Qty	备注或适用车型 Remarks or Serial No.
1	J00RTE35-100000-000	护顶架 Overhead guard	1	
2	JXJ004-G00-1800	顶塑料件 X1800 Sunroof sheettape	1	
3	XF250-800001-G00	PVC 天窗板 Sunroof sheet	1	
4	GB/T818-2000-M6×16	十字盘头螺钉 M6×16 Screw M6×16	6	
5	GB/T93-1987-6	弹垫 6 Spring pads 6	6	
6	GB/T96.1-2002-6	加大垫圈 6 Increase washer 6	6	
7	JXJ018-G00-256	后灯密封条 X256 Sealing strip	1	
8	XF250-770000-001	后组合灯 Rear lamps	1	
9	XF250-708000-500	警灯 Warning lamp	1	
10	GB/T818-2000-M6×16	十字盘头螺钉 M6×16 Screw M6×16	2	
11	GB/T93-1987-6	弹垫 6 Spring pads 6	2	
12	GB/T 95-2002-6	平垫 6 washer 6	2	
13	N163-700002-000	前灯护线套 Protective sleeve	1	
14	RTE350-700002-000	后工作灯 LED Rear work lamp	1	
15	J00RTE35-000066-000	警灯支架 Warning lamp stents	1	

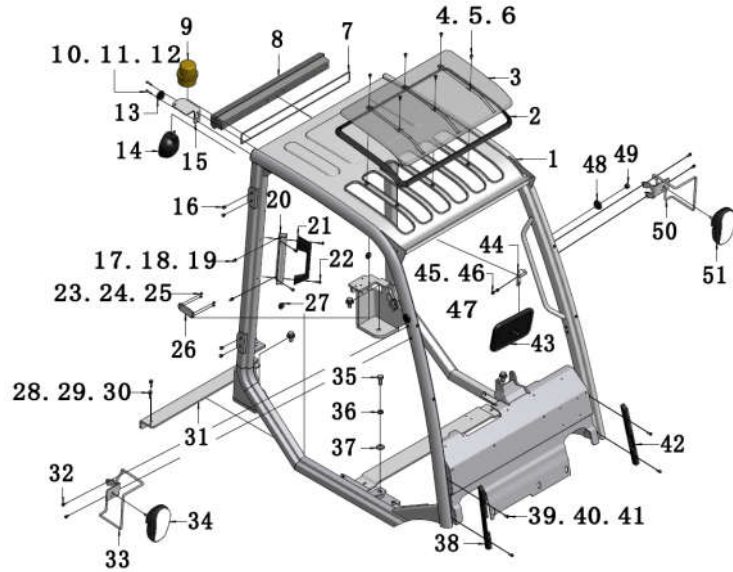


图 8 护顶架系统
Fig.8 Overhead guard system

全部车型
All models of truck

序号 Item	物料码 Part No.	名称 Description	数量 Qty	备注或适用车型 Remarks or Serial No.
16	JFJ-012-G00	塑料螺纹闷盖 Stuffy cover	8	
17	GB/T818-2000-M6×12	十字盘头螺钉 M6×12 Screw M6×12	6	
18	GB/T93-1987-6	弹垫 6 Spring pads 6	6	
19	GB/T95-2002-6	平垫 6 washer 6	6	
20	J00RE35-000064-000	倒车扶手安装座 Reversing armrest mount	1	
21	XF250-800009-550	倒车扶手 Reversing handrail	1	
22	GB/T9074.4-1988-5×30	组合螺钉 M5×20 Screw assy M5×20	2	
23	GB/T818-2000-M4×8	十字盘头螺钉 M4×8 Screw M6×16	4	
24	GB/T93-1987-4	弹垫 4 Spring pads 4	4	
25	GB/T95-2002-4	平垫 4 washer 4	4	
26	J00RTE35-000054-000	穿线孔分口板 Threading hole plate	1	
27	N163-700002-000	前灯护线套 Protective sleeve	2	
28	GB/T5783-2000-M8×20	外六角螺栓 M8×20 Bolt M8×20	4	
29	GB/T93-1987-8	弹垫 8 Spring pads 8	4	
30	GB/T 95-2002-8	平垫 8 Washer 8	4	

图 8 护顶架系统
Fig.8 Overhead guard system

全部车型
All models of truck

序号 Item	物料码 Part No.	名称 Description	数量 Qty	备注或适用车型 Remarks or Serial No.
31	J00RTE35-000050-000	弯板 Bending	1	
32	GB /T 9074.17-1988 M6x16	外六角组合 M6x16 Bolt assy	4	
33	RTE350-762000-000	右前工作灯架 Right work light stand-front	1	
34	RTE350-760200-000	右前组合灯 Combination light	1	
35	GB/T5783-2000-M8x20	外六角螺栓 M16x30 Bolt M16x30	4	
36	GB/T93-1987-8	弹垫 16 Spring pads 16	4	
37	GB/T 95-2002-8	平垫 16 Washer 16	4	
38	JXF250-800006-000	左衬垫 Left pad	1	
39	GB/T818-2000-M6x12	十字盘头螺钉 M6x12 Screw M6x12	4	
40	GB/T93-1987-6	弹垫 6 Spring pads 6	4	
41	GB/T95-2002-6	平垫 6 washer 6	4	
42	JXF250-800007-000	右衬垫 Right pad	1	
43	30060-G00	弧面后视镜 rearview mirror	1	
44	J02ME316-000006-000	反光镜安装板 Mirror mounting plate	1	
45	GB/T818-2000-M6x16	十字盘头螺钉 M6x16 Screw M6x16	2	

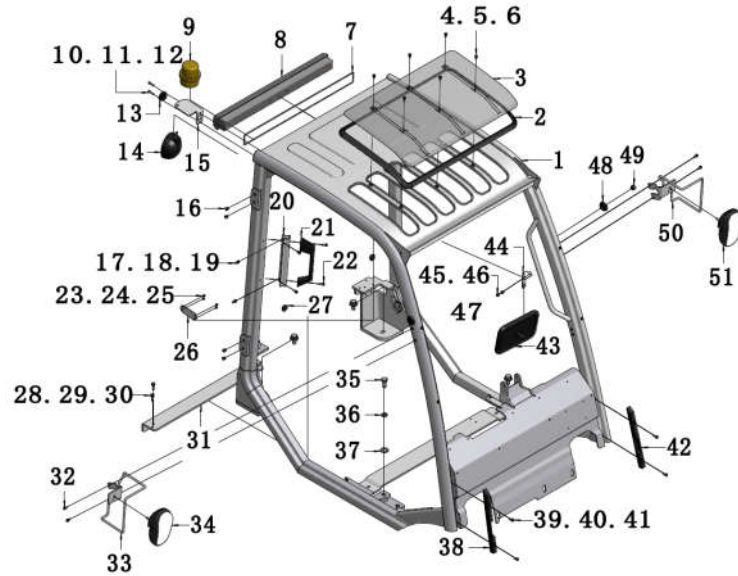


图9 整体框架系统
Fig. 9 Overall frame system

配空调 With Air conditioning

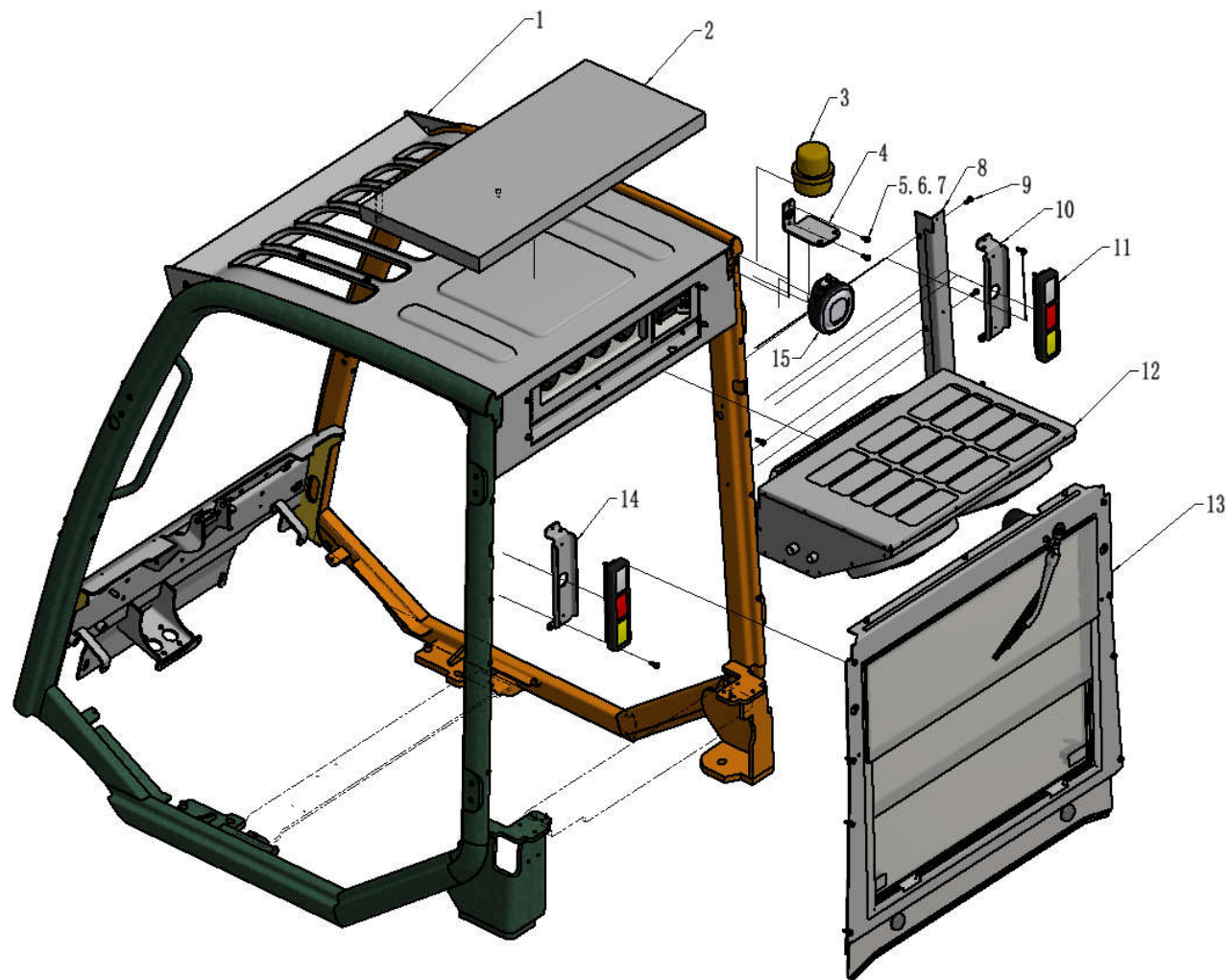


图9 整体框架系统
Fig. 9 Overall frame system

配空调 With Air conditioning

序号 Item	物料码 Part No.	名称 Description	数量 Qty	备注或适用车型 Remarks or Serial No.
1	JK0RTE35-100000-000	驾驶室框架 Cab frame	1	
2	J00RTE35-800050-G00	吸音棉 Sound-absorbing cotton	1	
3	XF250-708000-500	警灯 Warning lamp	1	
4	J00RTE35-000066-000	警灯支架 Warning lamp stents	1	
5	GB/T818-2000-M6x16	十字盘头螺钉 M6×16 Screw M6×16	5	
6	GB/T93-1987-6	弹垫 6 Spring pads 6	5	
7	GB/T 95-2002-6	平垫 6 washer 6	5	
8	JK0RTE35-000053-000	空调压线板 Pipeline plate	1	
9	GB/T9074.4-M6x16	组合螺钉 M6×16 Screw assy M6x16	3	
10	JK0RTE35-000052-000	右灯架 Lamp bracket,Right	1	
11	XR462-770100-500	后组合灯 Rear lamps	2	
12	JK0RTE35-600000-G00	W43 空调系统 Air Conditioning System	1	见图 2, See FIG.2
12	JK0RTE35-600000-G10	W33 空调系统 Air Conditioning System	1	见图 3, See FIG.3
13	JK0RTE35-400000-G00	后窗总成 Rear windows assy	1	见图 4, See FIG.4
14	JK0RTE35-000051-000	左灯架 Lamp bracket,Left	1	

图 10 空调系统

Fig. 10 Air conditioning system

Ⓐ CPCD30/35-XW43E-RT
Ⓒ CPCD25-XW43E-RT

Ⓒ CPCD30/35-XW43C-RT4
Ⓓ CPCD25-XW43C-RT4

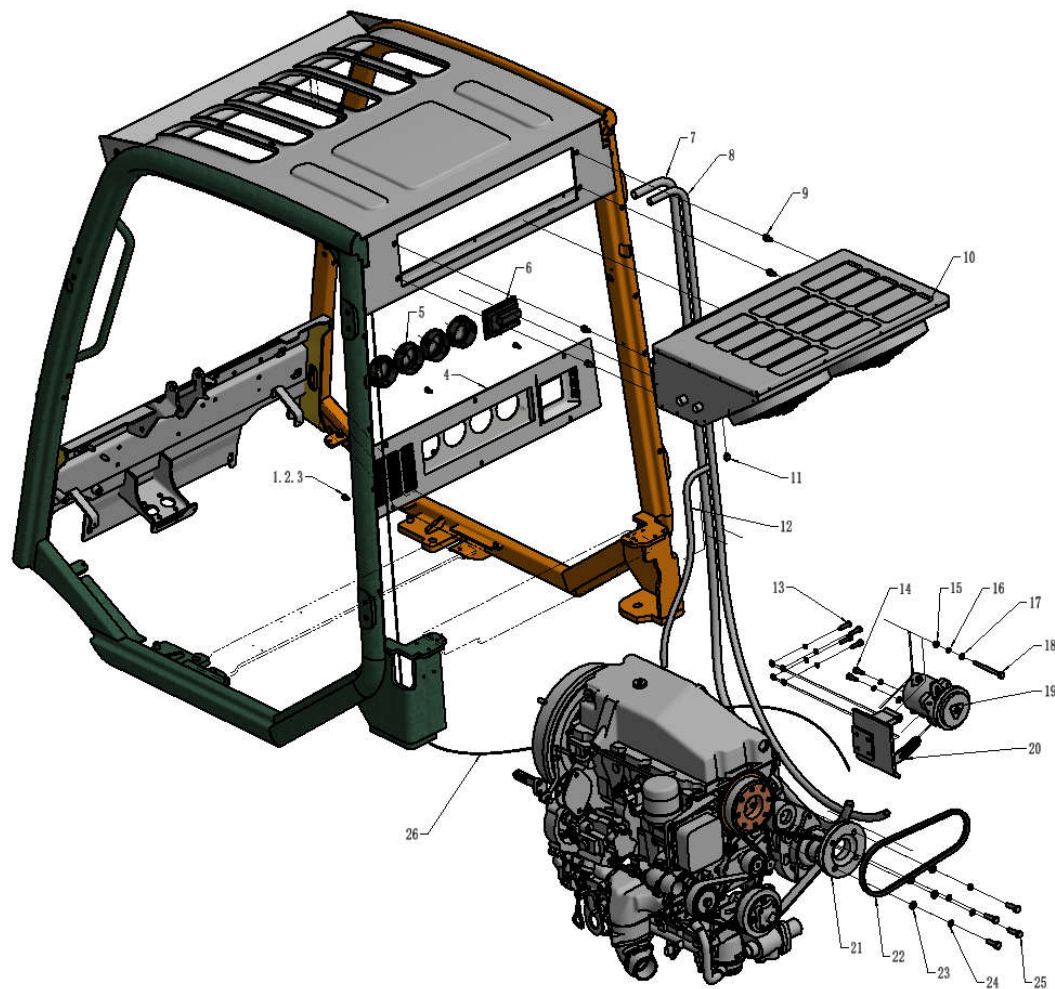
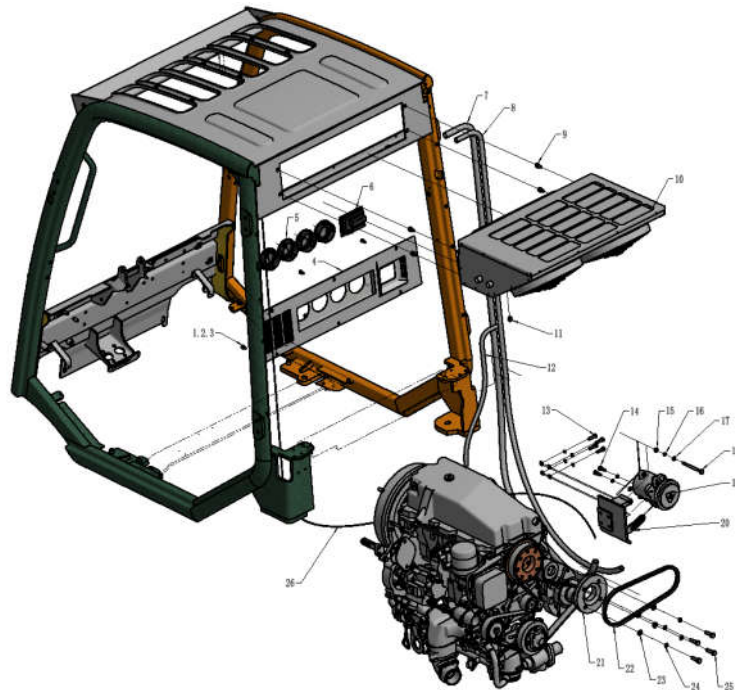


图 10 空调系统
Fig. 10 Air conditioning system

Ⓐ CPCD30/35-XW43E-RT
Ⓒ CPCD25-XW43E-RT

Ⓒ CPCD30/35-XW43C-RT4
Ⓓ CPCD25-XW43C-RT4



序号 Item	物料码 Part No.	名称 Description	数量 Qty	备注或适用车型 Remarks or Serial No.
1	GB/T818-2000-M6x16	十字盘头螺钉 M6×16 Screw M6×16	6	
2	GB/T93-1987-6	弹垫 6 Spring pads 6	6	
3	GB/T 95-2002-6	平垫 6 washer 6	6	
4	JK0RTE35-000100-000	空调接管,内盖板 Inner cover plate	1	
5	JKTF-002-G00	风口 Wind gap	4	
6	BHKT24-100025-000	面板开关 Panel switch	1	
7	JK0RTE35-631000-G00	低压管 Low-pressure pipe	1	
8	JK0RTE35-632000-G00	高压管 High-pressure pipe	1	
9	GB/T5781-86 M8x25	外六角 M8x25 组合螺栓 Bolt M8×25	4	
10	JXF250F-610000-G01	空调主体总成 Air Conditioner	1	
11	BG13-19	抱箍 13-19 Hoop13-19	1	
12	SG13-001	漏水管 Φ13 Leaking pipe	1	
13	GB/T5781-86-M8x30	六角头螺栓 M8×30 Bolt M8×30	4	
14	GB/T5781-86-M8x25	六角头螺栓 M8×25 Bolt M8×25	2	

图 10 空调系统
Fig. 10 Air conditioning system

Ⓐ CPCD30/35-XW43E-RT
Ⓒ CPCD25-XW43E-RT

Ⓒ CPCD30/35-XW43C-RT4
Ⓓ CPCD25-XW43C-RT4

序号 Item	物料码 Part No.	名称 Description	数量 Qty	备注或适用车型 Remarks or Serial No.
15	GB/T6170-M8	螺母 M8 Nut M8	1	
16	GB93-87-8	弹簧垫圈 8 Spring pad 8	6	
17	GB95-2002-8	平垫圈 C 级 8, Plain washer 8, grade C	6	
18	GB/T5782-M8x80	六角头螺栓 M8×80 Bolt M8×80	1	
19	JSYSJ-96-13-12V	压缩机 Compressor	1	
20	JK0RTE35-650000-000	压缩机支架 Compressor bracket	1	
21	JK0RTE35-600002-G00	皮带轮 Pulley	1	
22	JK0RTE35-600001-G00	皮带 Leather belt	1	
23	GB93-87-10	弹簧垫圈 10 Spring pad 10	4	
24	GB95-2002-10	平垫圈 C 级 10, Plain washer 10, grade C	4	
25	GB/T5782-M10x35	六角头螺栓 M10×35 Bolt M10×35	4	
26	JK0XR30-706000-G00	空调控制线束 Air conditioning control harness	1	

图 11 空调系统

Fig. 11 Air conditioning system

Ⓑ CPCD30/35-XW33E-RT
Ⓓ CPCD25-XW33E-RT

Ⓔ CPCD30/35-XW33C-RT4
Ⓕ CPCD25-XW33C-RT4

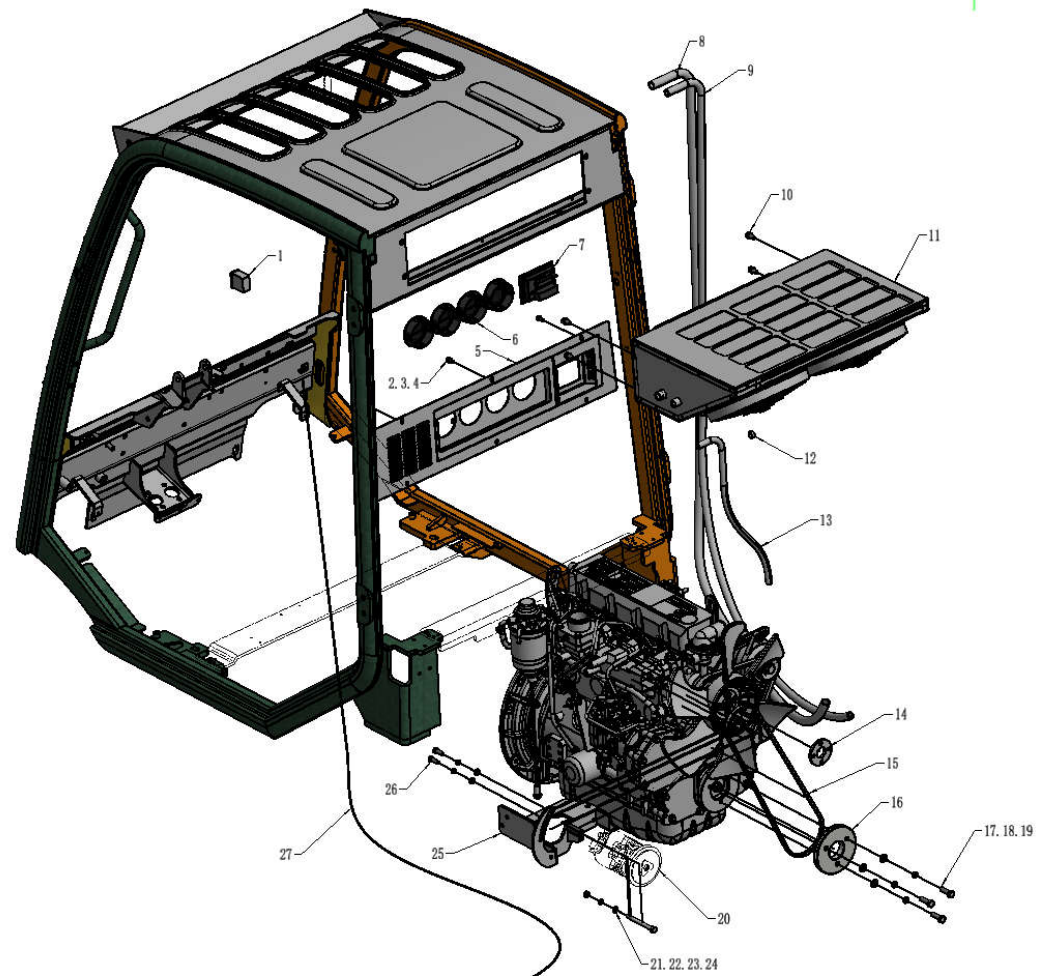
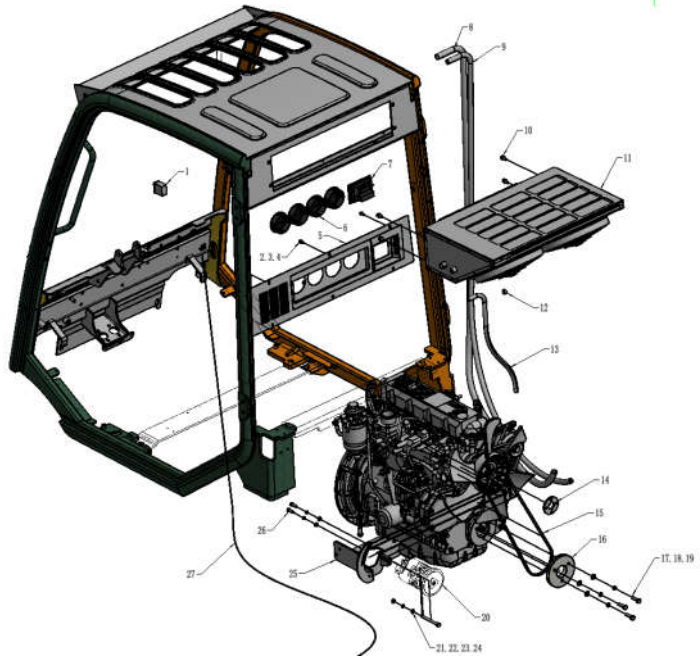


图 11 空调系统
Fig. 11 Air conditioning system

Ⓑ CPCD30/35-XW33E-RT
Ⓒ CPCD25-XW33E-RT

Ⓔ CPCD30/35-XW33C-RT4
Ⓕ CPCD25-XW33C-RT4

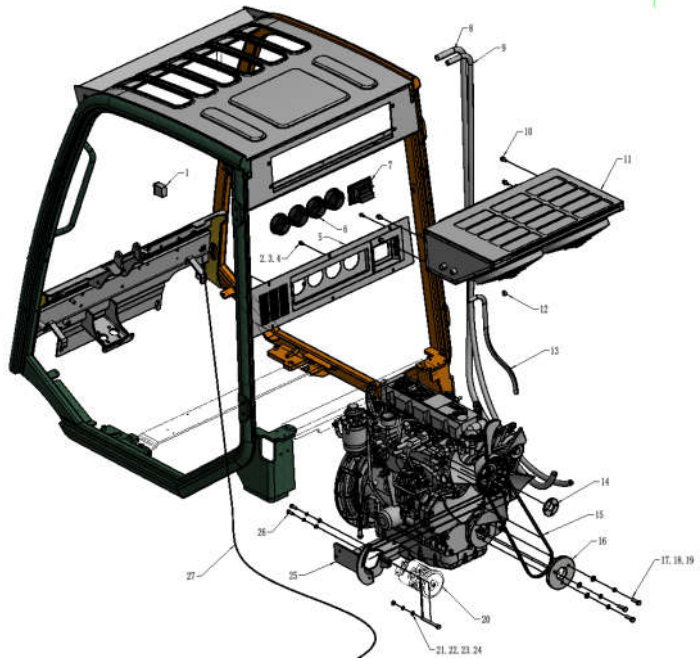


序号 Item	物料码 Part No.	名称 Description	数量 Qty	备注或适用车型 Remarks or Serial No.
1	JQKG-013-G00	内外循环开关 External circulation switch	1	
2	GB/T818-2000-M6x16	十字盘头螺钉 M6×16 Screw M6×16	6	
3	GB/T93-1987-6	弹垫 6 Spring pads 6	6	
4	GB/T 95-2002-6	平垫 6 washer 6	6	
5	JK0RTE35-000100-000	空调接管,内盖板 Inner cover plate	1	
6	JKTF-002-G00	风口 Wind gap	4	
7	BHKT24-100025-000	面板开关 Panel switch	1	
8	JK0RTE35-631000-G00	低压管 Low-pressure pipe	1	
9	JK0RTE35-632000-G00	高压管 High-pressure pipe	1	
10	GB/T5781-86 M8x25	外六角 M8x25 组合螺栓 Bolt M8×25	4	
11	JXF250F-610000-G01	空调主体总成 Air Conditioner	1	
12	BG13-19	抱箍 13-19 Hoop13-19	1	
13	SG13-001	漏水管 Φ13 Leaking pipe	1	
14	JK0RTE35-600004-000	风扇垫块 Fan block	1	
15	JK0RTE35-600005-G00	皮带 1480 Leather belt 1480	1	

图 11 空调系统
Fig. 11 Air conditioning system

Ⓑ CPCD30/35-XW33E-RT
Ⓒ CPCD25-XW33E-RT

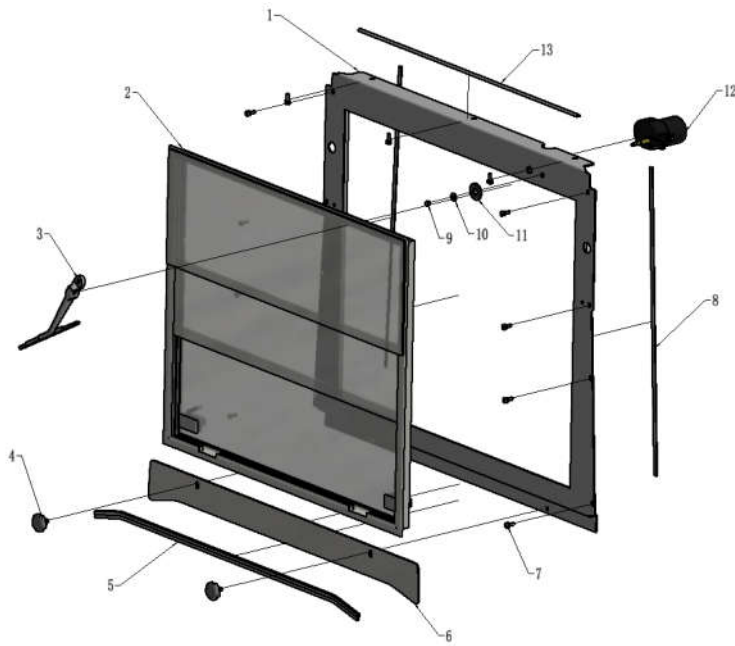
Ⓔ CPCD30/35-XW33C-RT4
Ⓕ CPCD25-XW33C-RT4



序号 Item	物料码 Part No.	名称 Description	数量 Qty	备注或适用车型 Remarks or Serial No.
16	JK0RTE35-600003-G00	皮带轮 Pulley	1	
17	GB93-87-10	弹簧垫圈 10 Spring pad 10	3	
18	GB95-2002-10	平垫圈 C 级 10, Plain washer 10, grade C	3	
19	GB/T5782-M10x35	六角头螺栓 M10x35 Bolt M10x35	3	
20	JSYSJ-96-10-12V	压缩机 Compressor	1	
21	GB/T6170-M8	螺母 M8 Nut M8	1	
22	GB93-87-8	弹簧垫圈 8 Spring pad 8	3	
23	GB95-2002-8	平垫圈 C 级 8, Plain washer 8, grade C	3	
24	GB/T5782-M8x80	六角头螺栓 M8x80 Bolt M8x80	1	
25	JK0RTE35-670000-000	压缩机支架 Compressor bracket	1	
26	GB/T5781-M8x25	六角头螺栓 M8x25 Bolt M8x25	1	
27	JK0XR30-706000-G00	空调控制线束 Air conditioning control harness	1	

图 12 后窗系统
Fig. 12 Rear windows system

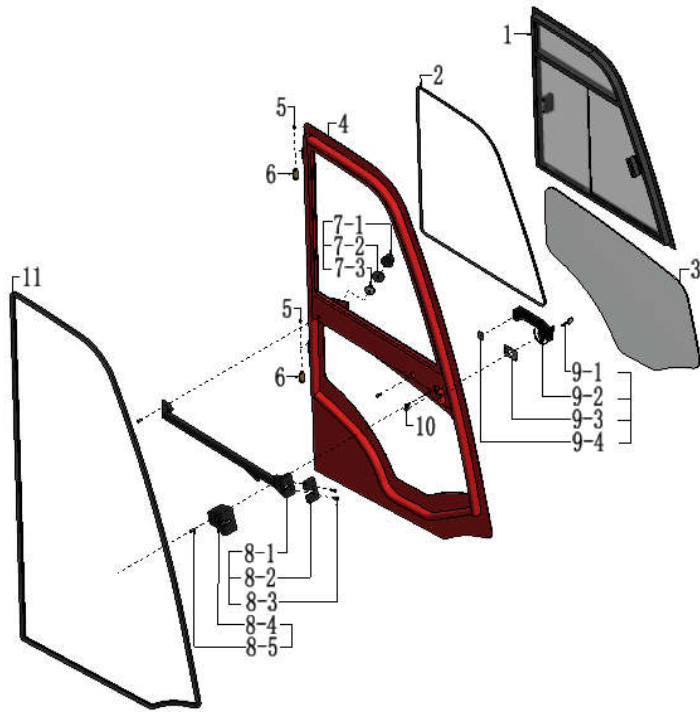
配空调 With Air conditioning



序号 Item	物料码 Part No.	名称 Description	数量 Qty	备注或适用车型 Remarks or Serial No.
1	JK0RTE35-410000-000	后窗框架 Windows frames,Rear	1	
2	JK0RTE35-420000-G00	后铝窗 Rear windows	1	
3	J00RTE35-002200-G00	后雨刮刷 Rear wiper brush	1	选配 Optional
4	N163-430004-000	手拧螺钉 M8 Nut M8	2	
5	JXJ004-G00-1000	后封板胶条 X1000 Seal rubber	1	
6	J00RTE35-000051-000	后封板 After cover plate	1	
7	GB/T9074.4-1988-6×16	组合螺钉 M6×16 Screw assy M6×16	11	
8	JXJ018-G00-940	后窗胶条 X940	2	
9	GB/T 802-1988-M6	盖形螺母 M6 Cap nut M6	1	
10	GB/T96.1-2002-6	大平垫圈 6 Plain washer, large	1	
11	JXJ016-G00	橡胶垫 Rubber gasket	1	
12	JMI250-002100-G00	雨刮器电机 wiper motor	1	选配 Optional
13	JXJ018-G00-840	后窗胶条 X840	1	

图 13 左前门系统
Fig.13 Left front door system

双门选配
Double door option



序号 Item	物料码 Part No.	名称 Description	数量 Qty	备注或适用车型 Remarks or Serial No.
A	JSORTE35-200000-000	左前门系统 Left front door system	1	
1	JSORTE35-220000-G00	铝窗总成(左) AL windows assy (left)	1	
2	JXJ007-002200-G00	铝窗密封条 Seal rubber	1	L=2200mm
3	JSORTE35-000006-G00	左前下玻璃 Left front glass	1	
4	JSORTE35-210000-000	左前门框架 Left front door frame	1	
5	G001152-006000-00	油嘴 M6 Grease fitting M6	2	
6	JX700-910006-G00	铜套 Copper bush	2	
7	JMX-000101-G00	门吸头 Door suction	1	不单独提供 Do not supply separately
7-1	NO PART NO.	吸头 suction	1	不单独提供 Do not supply separately
7-2	NO PART NO.	调节橡胶 Adjust rubber	1	不单独提供 Do not supply separately
7-3	NO PART NO.	锁紧螺母 Lock nut	1	不单独提供 Do not supply separately
8	JMS02-110200-G02	左车锁总成 Left lock assembly	1	
8-1	NO PORT NO.	左车锁 Left lock	1	不单独提供 Do not supply separately
8-2	NO PORT NO.	锁内压板 Lock the platen	1	不单独提供 Do not supply separately
8-3	GB/T70.3-M6X25	沉头内六角 M6×25 Screw M6×25	2	不单独提供 Do not supply separately

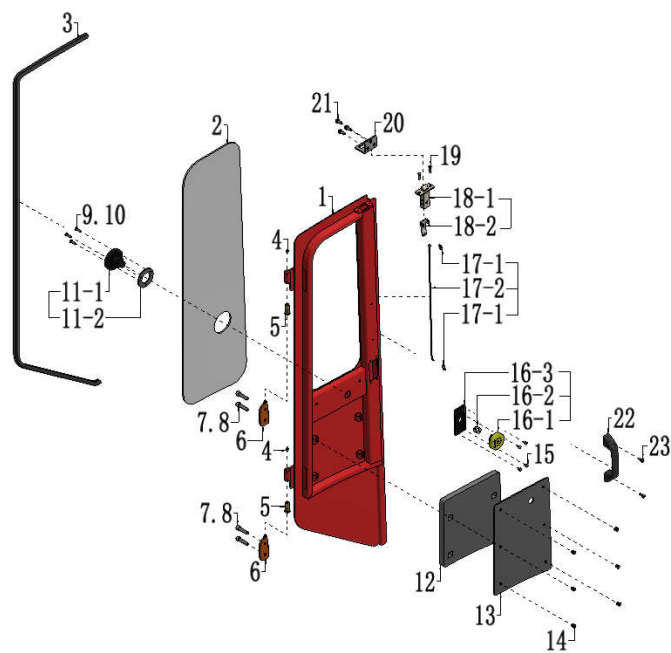
图 13 左前门系统
Fig.13 Left front door system

双门选配
Double door option

序号 Item	物料码 Part No.	名称 Description	数量 Qty	备注或适用车型 Remarks or Serial No.
8-4	NO PORT NO.	左塑料锁壳 Lock case,Left	1	不单独提供 Do not supply separately
8-5	GB/T70.3-M5×25	沉头内六角 M5×25 Screw M5×25	1	不单独提供 Do not supply separately
9	JMS02-110100-G05	锁把总成 Door handle assy	1	
9-1	JMSY-003-G01	门锁钥匙,通用 Key, Universal	1	
9-2	NO PORT NO.	锁把,钥匙通用 Door knob, Universal key	1	
9-3	NO PORT NO.	橡胶垫 Rubber gasket	1	不单独提供 Do not supply separately
9-4	NO PORT NO.	橡胶垫 Rubber gasket	1	不单独提供 Do not supply separately
10	G000818-006012-00	螺钉 M6×12 Screw M6×12	4	
11	JXJ006-004350-G00	门边胶条 Rubber	1	L=4350mm

图 14 左后门系统
Fig.14 Left Rear door system

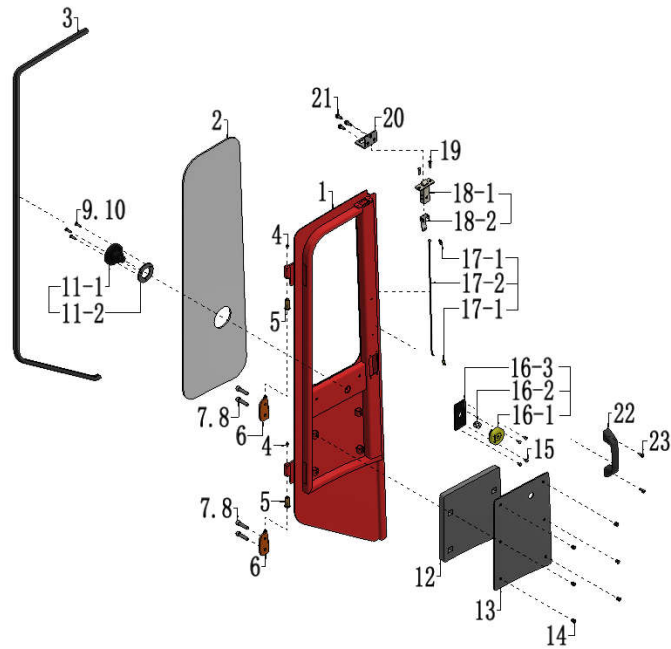
双门选配
Double door option



序号 Item	物料码 Part No.	名称 Description	数量 Qty	备注或适用车型 Remarks or Serial No.
A	JSORTE35-910000-000	左后门系统 Left rear door system	1	
1	JSORTE35-230000-000	左后门框架 Left rear door frame	1	
2	JSORTE35-000005-G00	左后玻璃 UL glass	1	
3	JXJ006-002000-G00	车门密封条 Seal rubber	1	L=2000mm
4	G001152-006000-00	油嘴 M6 Grease fitting M6	2	
5	JX700-910006-G00	铜套 Copper bush	2	
6	JSORTE35-200100-000	左侧铰链总成 Left Hinge Assembly	2	
7	G000070-010035-00	螺钉 M10×35 Screw	4	
8	G000093-000010-01	标准型弹簧垫圈 10 Washer 10	4	
9	GT070P2-006030-01	螺钉 M6×30 Screw M6×30	3	
10	G000096-000006-01	加大垫片 6 Washer 6	3	
11	JMX-000102-G00	门吸座 Absorption of seats	1	
11-1	NO PORT NO.	吸座 Suction seat	1	
12	JSORTE35-800701-G00	隔音海绵 Sponge	1	
13	JSORTE35-800040-G00	装饰板 (左) Decorative plate(left)	1	

图 14 左后门系统
Fig.14 Left Rear door system

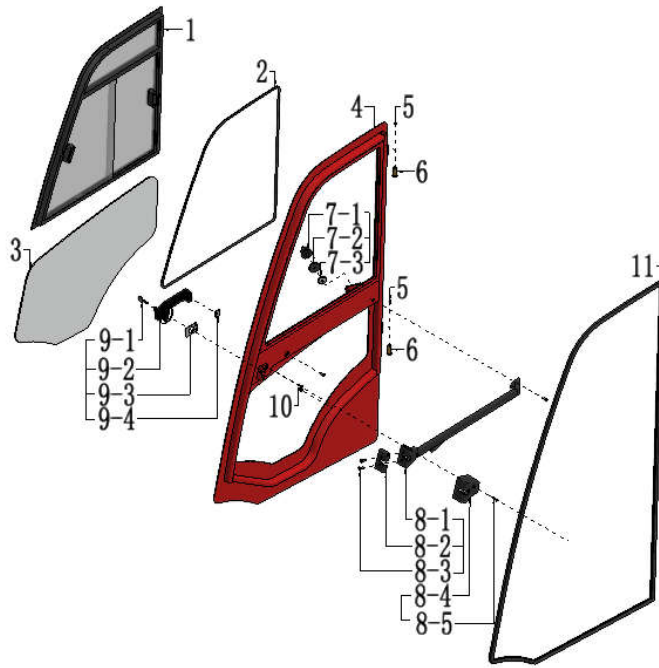
双门选配
Double door option



序号 Item	物料码 Part No.	名称 Description	数量 Qty	备注或适用车型 Remarks or Serial No.
14	JFL01-000003-G00	内饰板扣 Trim plate button	6	
15	G000818-005016-00	圆头十字槽螺丝 M5×16 Screw M5×16	4	
16	JMS-0123-G00	中锁左旋钮 Left lock knob	1	
16-1	JX700-910001-G00	旋转锁（左） Rotating lock(left)	1	
16-2	JX700-913000-000	旋转轴 Rotating shaft	1	
16-3	JX700-910002-000	盖板 Cover plate	1	
17-1	JFL01-000019-G00	塑料扣子 Plastic button	2	
17-2	JX700-910002-G00	连接圆钢 Connect round steel	1	
18-1	JX700-910004-G00	上下锁 UP and down lock	1	
18-2	JX700-910001-000	折弯板 Bend plate	1	
19	G000819-005012-00	螺丝 M5×12 Screw M5×12	2	
20	JX700-000005-000	门锁扣板 Door gusset plate	1	
22	A-019901-G00	扶手 Handrail	1	选配 Optional
23	G9074P4-006020-01	螺栓组合件 M6×20 Bolt assembly	2	选配 Optional

图 15 右前门系统
Fig.15 Right front door system

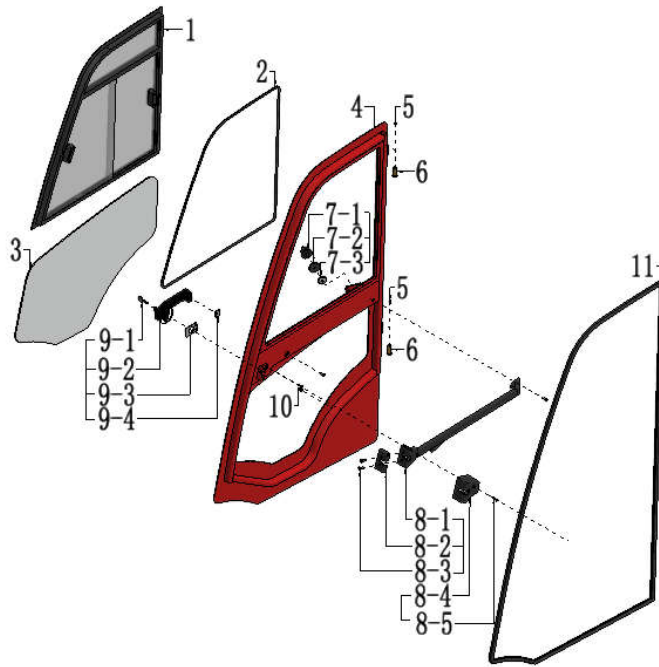
双门选配
Double door option



序号 Item	物料码 Part No.	名称 Description	数量 Qty	备注或适用车型 Remarks or Serial No.
A	JSORTE35-300000-000	右前门系统 Right front door system	1	
1	JSORTE35-320000-G00	铝窗总成(右) AL windows assy (Right)	1	
2	JXJ007-002200-G00	铝窗密封条 Seal rubber	1	L=2200mm
3	JSORTE35-000007-G00	右前下玻璃 Right front glass	1	
4	JSORTE35-310000-000	右前门框架 Right front door frame	1	
5	G001152-006000-00	油嘴 M6 Grease fitting M6	2	
6	JX700-910006-G00	铜套 Copper bush	2	
7	JMX-000101-G00	门吸头 Door suction	1	不单独提供 Do not supply separately
7-1	NO PART NO.	吸头 suction	1	不单独提供 Do not supply separately
7-2	NO PART NO.	调节橡胶 Adjust rubber	1	不单独提供 Do not supply separately
7-3	NO PART NO.	锁紧螺母 Lock nut	1	不单独提供 Do not supply separately
8	JMS02-120200-G02	右车锁总成 Right lock assembly	1	
8-1	JMS-01821-G00	右车锁 Right lock	1	不单独提供 Do not supply separately
8-2	NO PORT NO.	锁内压板 Lock the platen	1	不单独提供 Do not supply separately
8-3	GB/T70.3-M6X25	沉头内六角 M6×25 Screw M6×25	2	不单独提供 Do not supply separately

图 15 右前门系统
Fig.15 Right front door system

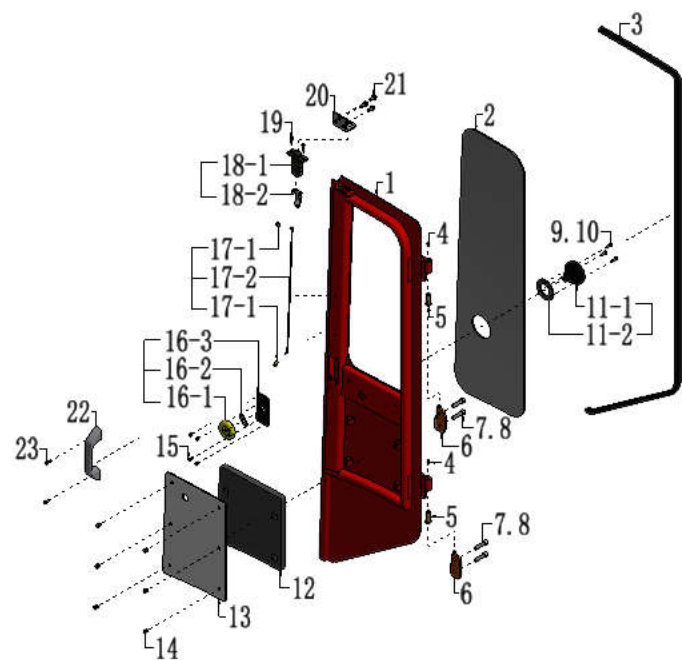
双门选配
Double door option



序号 Item	物料码 Part No.	名称 Description	数量 Qty	备注或适用车型 Remarks or Serial No.
8-4	NO PORT NO.	右塑料锁壳 Lock case,Right	1	不单独提供 Do not supply separately
8-5	GB/T70.3-M5X25	沉头内六角 M5×25 Screw M5×25	1	不单独提供 Do not supply separately
9	JMS02-110100-G05	锁把总成 Door handle assy	1	
9-1	JMSY-003-G01	门锁钥匙,通用 Key, Universal	1	
9-2	NO PORT NO.	锁把,钥匙通用 Door knob, Universal key	1	
9-3	NO PORT NO.	橡胶垫 Rubber gasket	1	不单独提供 Do not supply separately
9-4	NO PORT NO.	橡胶垫 Rubber gasket	1	不单独提供 Do not supply separately
10	G000818-006012-00	盘头内六角 M6×12 Screw M6×12	4	
11	JXJ006-004350-G00	门边胶条 Rubber	1	L=4350mm

图 16 右后门系统
Fig.16 Right rear door system

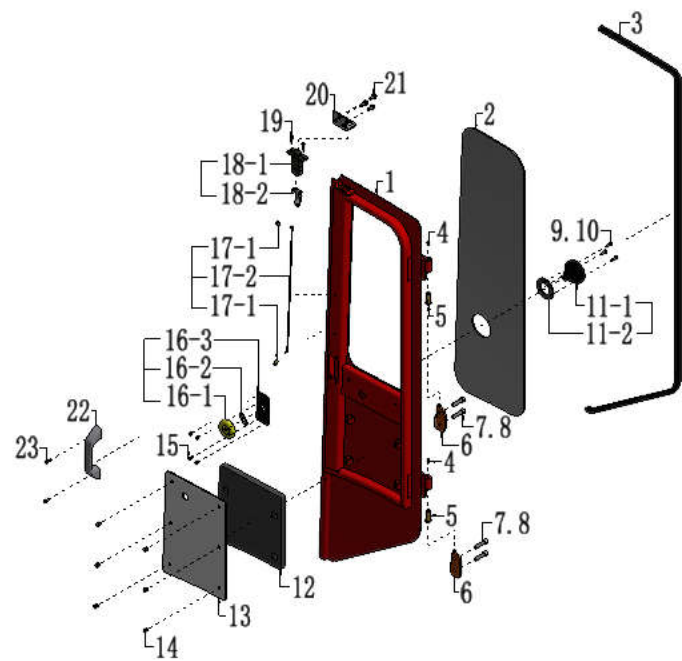
双门选配
Double door option



序号 Item	物料码 Part No.	名称 Description	数量 Qty	备注或适用车型 Remarks or Serial No.
A	JS0RTE35-920000-000	右后门系统 Right rear door system	1	
1	JS0RTE35-330000-000	右后门框架 Right rear door frame	1	
2	JS0RTE35-000010-G00	右后玻璃 Rear right glass	1	
3	JXJ006-002000-G00	车门密封条 Seal rubber	1	L=2000mm
4	G001152-006000-00	油嘴 M6 Grease fitting M6	2	
5	JX700-910006-G00	铜套 Copper bush	2	
6	JS0RTE35-300100-000	右侧铰链总成 Right Hinge Assembly	2	
7	G000070-010035-00	螺钉 M10x35 Screw	4	
8	G000093-000010-01	标准型弹簧垫圈 10 Washer 10	4	
9	GT070P2-006030-01	螺钉 M6×30 Screw M6×30	3	
10	G000096-000006-01	加大垫片 6 Washer 6	3	
11	JMX-000102-G00	门吸座 Absorption of seats	1	
11-1	NO PORT NO.	吸座 Suction seat	1	
11-2	NO PORT NO.	橡胶垫 Rubber gasket	1	
12	JS0RTE35-800701-G00	隔音海绵 Sponge	1	

图 16 右后门系统
Fig.16 Right rear door system

双门选配
Double door option



序号 Item	物料码 Part No.	名称 Description	数量 Qty	备注或适用车型 Remarks or Serial No.
13	JSORTE35-800050-G00	装饰板 (右) Decorative plate(left)	1	
14	JFL01-000003-G00	内饰板扣 Trim plate button	6	
15	G000818-005016-00	圆头十字槽螺丝 M5×16 Screw M5×16	4	
16	JMS-0124-G00	中锁右旋钮 Right lock knob	1	
16-1	JX700-920001-G00	旋转锁 (右) Rotating lock(Right)	1	
16-2	JX700-913000-000	旋转轴 Rotating shaft	1	
16-3	JX700-910002-000	盖板 Cover plate	1	
17-1	JFL01-000019-G00	塑料扣子 Plastic button	2	
17-2	JX700-910002-G00	连接圆钢 Connect round steel	1	
18-1	JX700-910004-G00	上下锁 UP and down lock	1	
18-2	JX700-910001-000	折弯板 Bend plate	1	
19	G000819-005012-00	螺丝 M5×12 Screw M5×12	2	
20	JX700-000005-000	门锁扣板 Door gusset plate	1	
21	G907417-006016-00	螺栓组合件 M6×16 Bolt assembly	3	
22	A-019901-G00	扶手 Handrail	1	选配 Optional

