



叉车零件目录

FORKLIFT PARTS CATALOGUE

CPCD50

CD-AC

CD-FC

CPCD60

CD-AC

CD-FC

CPCD70

CD-AC

CD-FC

CPCD75

CD-AC

CD-BC

CPCD80

CD-AC

大连叉车有限责任公司
DALIAN FORKLIFT CO., LTD.



版本号: 2009-001
Edition NO: 2009-001

说 明

本零件目录着重编写了 5~7tC 系列叉车的零件序号、零件图号、零部件名称、数量及其它备注信息，通过本目录可以了解 5~7tC 系列叉车零部件间的装配关系，以方便用户在维修和更换部件时使用。凡在系列车型中某一部件属“专用件”的，“备注”中不加说明，属车型“选配件”时，“备注”一栏中给以说明。

车型	CPCD50		CPCD60		CPCD70		CPCD75	CPCD80	CPCD75
设备代码	CD-AC	CD-FC	CD-AC	CD-FC	CD-AC	CD-FC	CD-AC	CD-AC	CD-BC
代号	01	04	02	05	03	06	07	08	08

查询方法:

○在目录中找到所需零部件的系统名称，再依次查找零件总成名称，确认零件总成所在页次。

○翻至零件总成所在页次，找到该图，并在图中找到所需零件

○根据图中零件所标序号，在其后附表中可查到所需零件的详细信息。

用户在订购零部件时，请务必写清叉车的型号、设备代码、出厂编号、所需零部件的图号及订购数量。

为提高产品质量，公司会对某些零部件进行改进，对应改进部分在此目录中不能同时进行一一修改，敬请用户谅解，您可从本公司的销售和配件公司处获得最新资料。

由于时间仓促，书中一定存在不少缺点和错误，恳切希望广大用户提出宝贵意见，以便改进。



2007 年 3 月

大连叉车有限责任公司

SPECIFICATION

This CATALOGUE of PARTS mainly itemizes the part's number, name, quantity and other information. According to this catalogue of parts, you may know the affiliation among the parts of 5~7t Cserial forklift trucks, and you can make the maintenance and parts exchanging easy. When all types of forklifts use the same parts, we don't explain them in the "Remark". If the parts are different, we will use codes to different types of forklifts. Please search them according to the table.

Model	CPCD50		CPCD60		CPCD70		CPCD75	CPCD80	CPCD75
Equipments Code	CD-AC	CD-FC	CD-AC	CD-FC	CD-AC	CD-FC	CD-AC	CD-AC	CD-BC
Symbol	01	04	02	05	03	06	07	08	08

Indexing Way:

○ Find out the parts name for the system or assembly from the indexing contents, and then find out the page of the part.

○ Turn to page of the part section, and find out the detail drawing.

○ According to these item numbers, find out details of these parts of the system or assembly from attached table.

When ordering the parts or components, please indicate the model and series number of the forklift trucks, the drawing number of parts or components you require and their quantity.

All of the dates, standards and graphic solutions are established in terms of the new dates when they are published. We have the right to modifying products. If something is changed, we reserve modification right without notice Designations in the CATALOGUE.

Because the time is limited, there is may be some mistake, and welcome to your advice.



March, 2007

DALIAN FORKLIFT CO.,LTD

目 录

CONTENTS

01 底盘 CHASSIS

司机室总成 CAB ASS' Y

01-01-01 司机室总成 CAB ASS' Y

护顶架总成 OVERHEAD GUARD ASS' Y

01-02-01 护顶架总成 OVERHEAD GUARD ASS' Y

工具备件箱 TOOLS AND PARTS BOX

01-03-01 工具备件箱 TOOLS AND PARTS BOX

司机座总成 OPEARATOR SEAT ASS' Y

01-06-01 司机座总成 OPEARATOR SEAT ASS' Y

标牌组件 MARK CARD MODULE

01-07-01 标牌组件 MARK CARD MODULE

驱动桥总成 DRIVING AXLE ASS' Y

01-21-01 驱动桥总成 DRIVING AXLE ASS' Y

01-21-02 主减速器 MAIN REDUCTION GEAR

01-21-03 轮边减速器 RIM REDUCTION GEAR

变速箱总成 TRANSMISSION CASE ASS' Y

01-22-01 变速箱总成 TRANSMISSION CASE ASS' Y

01-22-02 操纵阀 MANIPULATE VALVE

01-22-03 离合器 CLUTCH ASS' Y

传动轴总成 PROPELLER SHAFT ASS' Y

01-26-01 传动轴总成 PROPELLER SHAFT ASS' Y

驱动轮总成 DRIVING WHEEL ASS' Y

01-27-01 驱动轮总成 DRIVING WHEEL ASS' Y

变矩器-油泵驱动装置 TROQUE CONVER-OIL PUMPING UNIT

01-28-01 变矩器-油泵驱动装置 TROQUE CONVER-OIL PUMPING UNIT

中间传动轴总成 MID PROPELLER SHAFT ASS' Y

01-29-01 中间传动轴总成 MID PROPELLER SHAFT ASS' Y

发动机总成 ENGIN ASS' Y

01-31-01 发动机总成 ENGIN ASS' Y

排气系统 AIR OUTTAKE SYSTEM

01-32-01 排气系统 AIR OUTTAKE SYSTEM

冷却系统 COOLING SYSTEM

01-33-01 冷却系统 COOLING SYSTEM

进气系统 AIR INTAKE SYSTEM

01-34-01 进气系统 AIR INTAKE SYSTEM

转向桥总成 STEERING WHEEL ASS' Y

01-41-01 转向桥总成 STEERING WHEEL ASS' Y

01-41-02 转向油缸 STEERING CYLINDER

转向装置总成 STEERING GEAR ASS' Y

01-42-01 转向装置总成 STEERING GEAR ASS' Y

转向轮总成 STEERING WHEEL ASS' Y

01-45-01 转向轮总成 STEERING WHEEL ASS' Y

车架总成 FRAME ASS' Y

01-51-01 车架总成 FRAME ASS' Y

发动机罩总成 ENGINE HOOD ASS' Y

01-53-01 发动机罩总成 ENGINE HOOD ASS' Y

燃油箱安装 FUEL TANK ASSEMBLY

01-54-01 燃油箱安装 FUEL TANK ASSEMBLY

工作油箱安装 OIL TANK ASSEMBLY

01-56-01 工作油箱安装 OIL TANK ASSEMBLY

蓄电池安装 BATTERY ASSEMBLY

01-57-01 蓄电池安装 BATTERY ASSEMBLY

行车制动操纵 SERVICE BRAKE CONTROL

01-61-01 行车制动操纵 SERVICE BRAKE CONTROL

手制动操纵 PARKING BRAKE MECHANISM

01-62-01 手制动操纵 PARKING BRAKE MECHANISM

油门操纵 ACCELERATING MECHANISM

01-64-01 油门操纵 ACCELERATING MECHANISM

换档操纵 SHIFT CONTROL

01-65-01 换档操纵 SHIFT CONTROL

多路阀操纵 CONTROL VALVE

01-68-01 多路阀操纵 CONTROL VALVE

脚制动增力装置 SERVICE BRAKE SET

01-69-01 脚制动增力装置 SERVICE BRAKE SET

01-69-02 真空增压器总成 AIR MASTER ASS' Y

01-69-03 制动总泵 MASTER CYLINDER

01-69-03 制动分泵 MASTER CYLINDER

底盘液压 PIPING SYSTEM

01-71-01 底盘液压 PIPING SYSTEM

电气系统 ELECTRICAL SYSTEM

01-81-01 电气系统 ELECTRICAL SYSTEM

02 升降机构 LIFT SYSTEM

门架总成 MAST ASS' Y

02-11-01 门架总成 MAST ASS' Y

02-11-02 外门架 OUTER MAST

02-11-03 内门架 INNER MAST

货叉架总成 LIFT BRACKET ASS' Y

02-13-01 货叉架总成 LIFT BRACKET ASS' Y

货叉总成 FORK ASS' Y

02-15-01 货叉总成 FORK ASS' Y

链条总成 CHAIN ASS' Y

02-19-01 链条总成 CHAIN ASS' Y

门架液压 MAST PIPING

02-72-01 门架液压 MAST PIPING

02-72-02 起升油缸(1700mm~4000mm) LIFT CYLINDER (1700mm~4000mm)

起升油缸(4500mm~6000mm) LIFT CYLINDER (4500mm~6000mm)

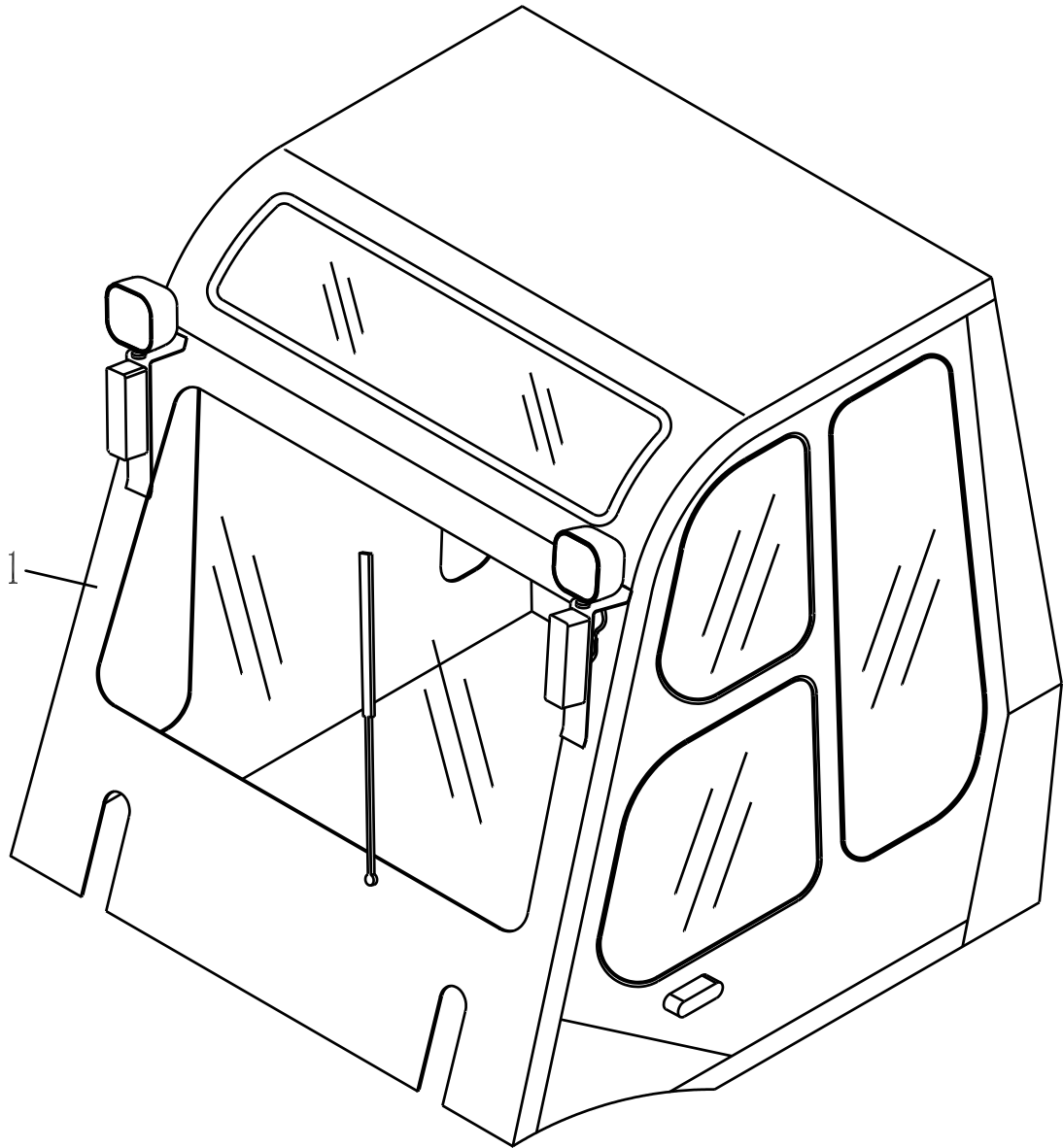
02-72-03 倾斜油缸(前 6° ~后 6°)

倾斜油缸(前 6° ~后 12°)

01 底盘 CHASSIS

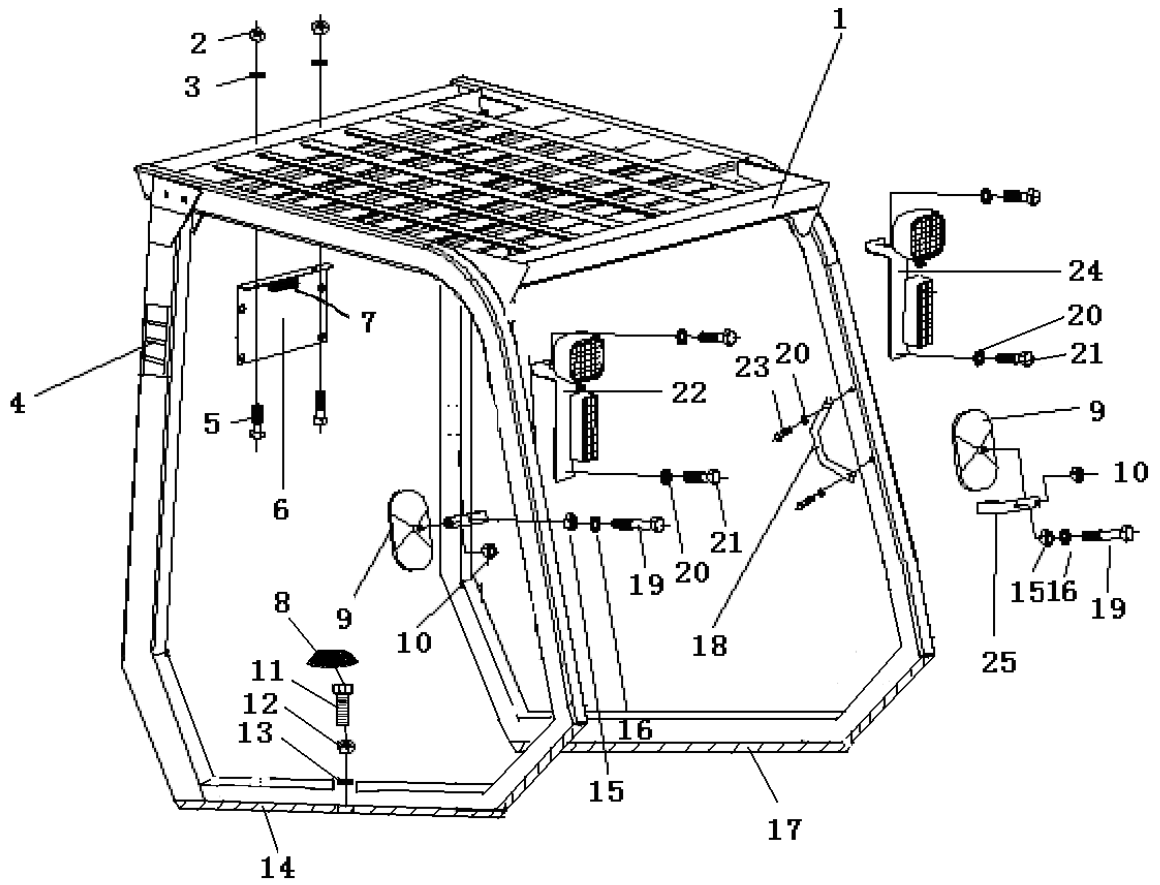
01-01-01

司机室总成
CAB ASS' Y



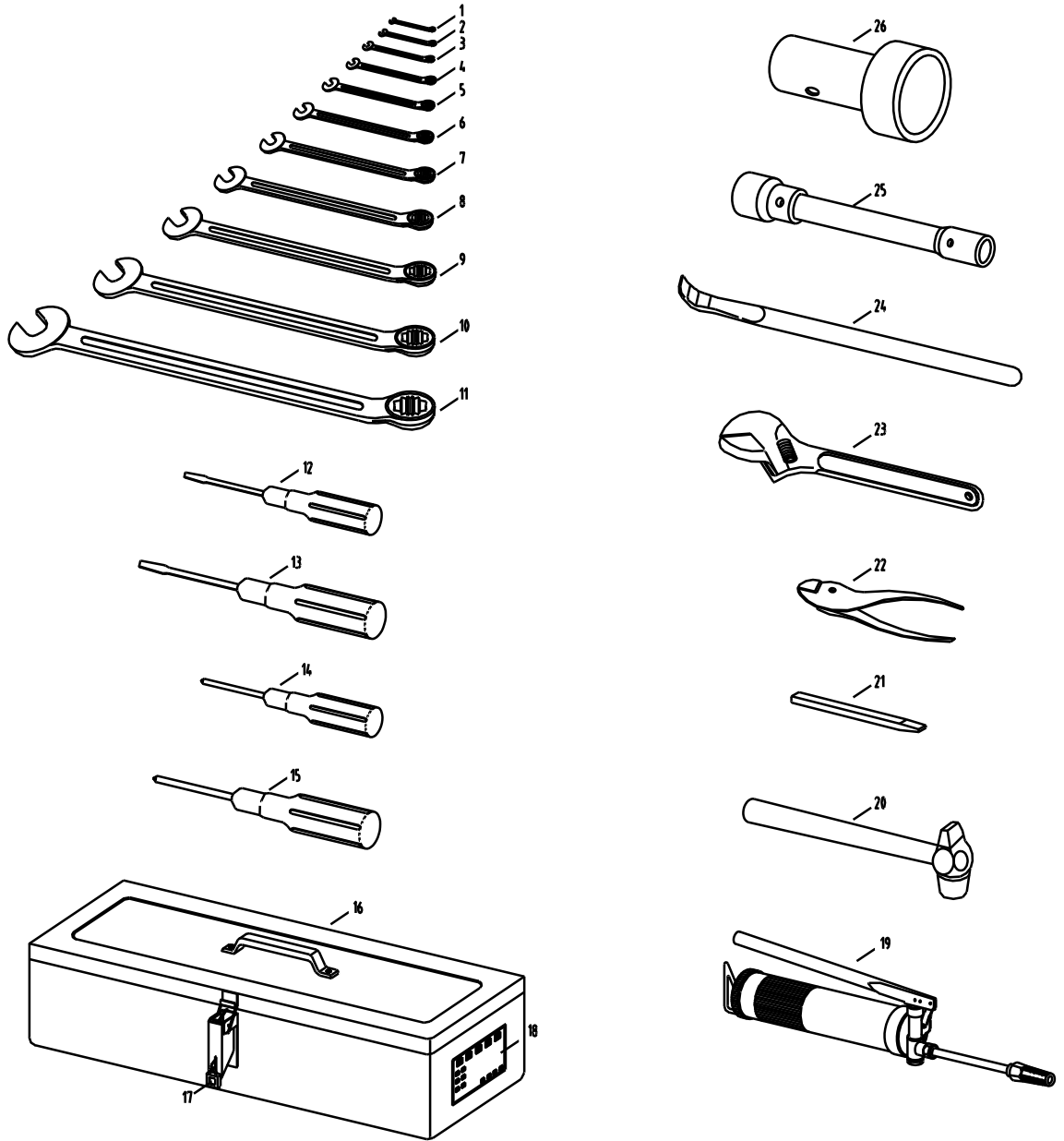
01-02-01

护顶架总成 OVERHEAD GUARD



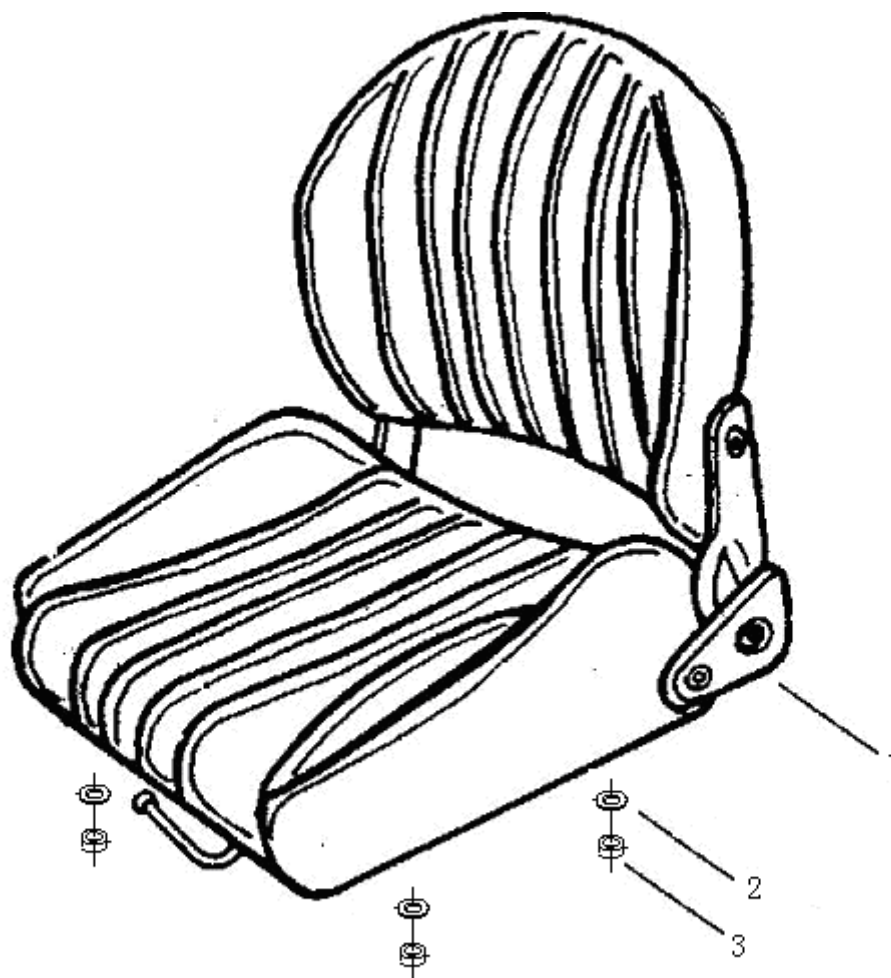
01-03-01

工具备件箱
TOOLS AND PARTS



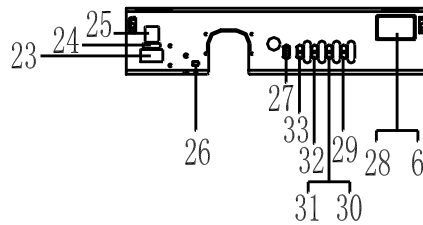
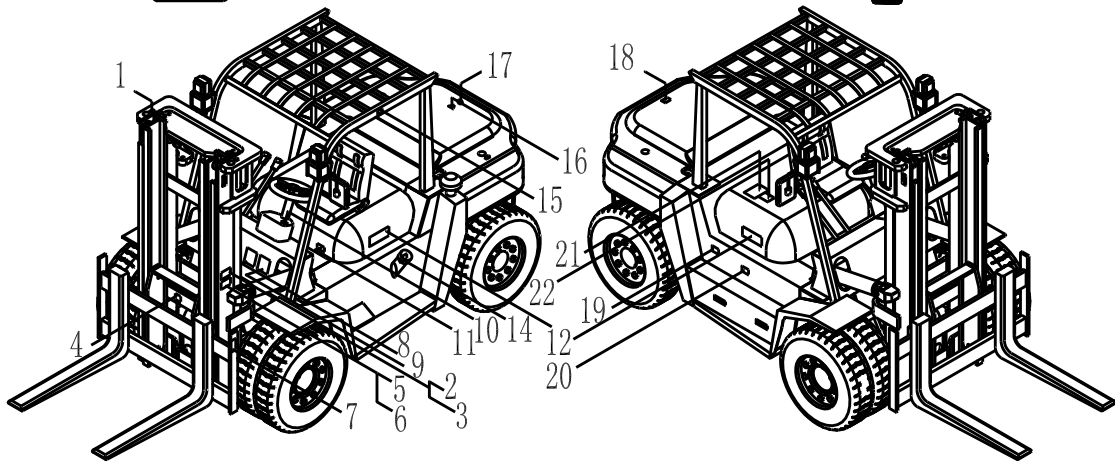
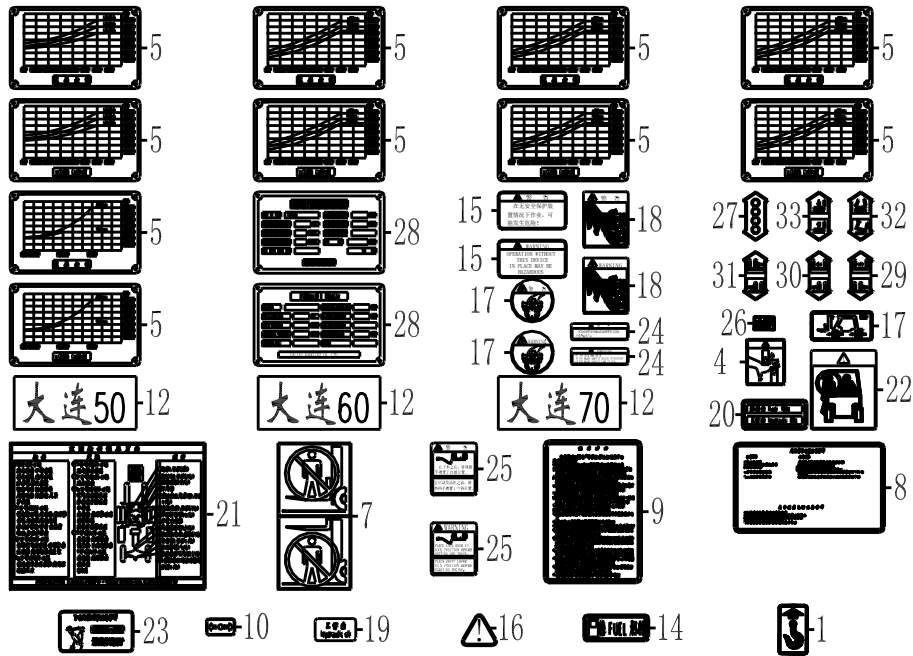
01-06-01

司机座总成
OPERATOR SEAT



01-07-01

标牌组件 MARK CARD



01-07-01

标牌组件 MARK CARD

 01:CPCD50(CD-AC) 04:CPCD50(CD-FC)
 02:CPCD60(CD-AC) 05:CPCD60(CD-FC)

序号 ITEM NO	零件编号 PART NO.	零件名称及规格 PART NAME & DESCRIPTION	数量 Q' TY								备注 REMARK
			适用车型 APPLICABLE SERIAL NO								
			01	02	03	04	05	06	07	08	
1	60XFA0700004	吊装指示牌 INSTRUCTION CARD	4	4	4	4	4	4	4	4	
2	DC. J702	商标 TRADEMARK	1	1	1	1	1	1	1	1	
3	GB67	螺钉 M5X12 BOLT M5X12	2	2	2	2	2	2	2	2	
4	A847B I Z. 34-01	安全指示标牌 INSTRUCTION CARD	1	1	1	1	1	1	1	1	
5	A847B I Z. 34-02	载荷曲线牌 CURVE CARD	1	1	1	1	1	1			4.8m 以下 国内
5	A847B I Z. 34-03	载荷曲线牌 CURVE CARD	1	1	1	1	1	1			4.8m 以下 国外
	A847B I Z. 34-04		1		1					4.8m 以上 国内	
	A847B I Z. 34-07		1		1					4.8m 以上 国外	
	A846B I Z. 34-01			1		1				4.8m 以上 国内	
	A846B I Z. 34-02			1		1				4.8m 以上 国外	
5	A845B I Z. 34-01	载荷曲线牌 CURVE CARD			1			1			4.8m 以上 国内
5	A845B I Z. 34-02	载荷曲线牌 CURVE CARD			1			1			4.8m 以上 国外
5	A845B I Z. 34-03	载荷曲线牌 CURVE CARD			1			1			叉 2050mm 国内
5	A845B I Z. 34-04	载荷曲线牌 CURVE CARD			1			1			叉 2050mm 国外
5	75XAC0700002	载荷曲线牌 CURVE CARD							1		
5	80XCB0700001	载荷曲线牌 CURVE CARD								1	
6	GB12618	抽芯铆钉 ϕ 3.2X10 RIVET	8	8	8	8	8	8	8	8	
7	100X0700012	警告牌 WARNING CARD	2	2	2	2	2	2	2	2	
8	30X0700009	注意事项标牌 MARK CARD	1	1	1	1	1	1	1	1	
9	30X0700011	使用须知标牌 MARK CARD	1	1	1	1	1	1	1	1	
10	30X0700008	换向标牌 MARK CARD	2	2	2	2	2	2	2	2	
11	60XFA0700008	轮胎气压标牌 MARK CARD	2	2	2	2	2	2	2	2	
12	A847A I Z. 00-12	标牌 MARK CARD	1			1					
12	A846A I Z. 00-7	标牌 MARK CARD		1			1				
12	A845A I .00-7	标牌 MARK CARD			1			1			
12	75XAC0700001	标牌 MARK CARD							1		
12	A848F-1	标牌 MARK CARD								1	
13	75XAC0700003	标牌 MARK CARD							1		
13	80XAC0700001	标牌 MARK CARD								1	
14	30X0700010	燃油指示牌 MARK CARD	1	1	1	1	1	1	1	1	
15	A847B I Z. 34-08	安全指示标牌 MARK CARD	1	1	1	1	1			1	国内销售
15	A847B I Z. 34-09	安全指示标牌 MARK CARD	1	1	1	1	1			1	国外销售
16	100X0700016	警告牌 WARNING CARD	1	1	1	1	1			1	
17	A847B I Z. 34-10	安全指示标牌 MARK CARD	1	1	1	1	1			1	国内销售
17	A847B I Z. 34-11	安全指示标牌 MARK CARD	1	1	1	1	1			1	国外销售
18	A847B I Z. 34-12	安全指示标牌 MARK CARD	1	1	1	1	1			1	国内销售
18	A847B I Z. 34-13	安全指示标牌 MARK CARD	1	1	1	1	1			1	国外销售
19	30X0700012	工作油标牌 MARK CARD	1	1	1	1	1			1	
20	A847B I Z. 34-14	油量标牌 MARK CARD	1	1	1	1	1			1	
21	A847A-12	指示标牌 MARK CARD	1	1	1	1	1			1	
22	60XFA0700013	标牌 MARK CARD	1	1	1	1	1			1	
23	100X0700017	手制动操纵指示牌 INSTRUCTION CARD	1	1	1	1	1			1	
24	A847B I Z. 34-15	安全指示标牌 INSTRUCTION CARD	1	1	1	1	1			1	国内销售
24	A847B I Z. 34-16	安全指示标牌 INSTRUCTION CARD	1	1	1	1	1			1	国外销售
25	A847B I Z. 34-17	安全指示标牌 INSTRUCTION CARD	1	1	1	1	1			1	国内销售
25	A847B I Z. 34-18	安全指示标牌 INSTRUCTION CARD	1	1	1	1	1			1	国外销售
26	A847B I Z. 34-19	电源开关指示牌 INSTRUCTION CARD	1	1	1	1	1			1	
27	A847B I Z. 34-20	换挡指示牌 INSTRUCTION CARD	1	1	1	1	1			1	
28	A847A I Z. 00-7	铭牌 MARK CARD	1	1	1	1	1			1	国内销售
28	A847A I Z. 00-11	铭牌 MARK CARD	1	1	1	1	1			1	国外销售
29	A847B I Z. 34-23	叉移指示标牌(右) INSTRUCTION CARD	1	1	1	1	1			1	叉移车专用
30	A847B I Z. 34-24	叉移指示标牌(左) INSTRUCTION CARD	1	1	1	1	1			1	叉移车专用
31	A847B I Z. 34-25	侧移指示标牌 INSTRUCTION CARD	1	1	1	1	1			1	侧移车专用
32	A847B I Z. 34-26	倾斜指示标牌 INSTRUCTION CARD	1	1	1	1	1			1	
33	A847B I Z. 34-27	起升指示标牌 INSTRUCTION CARD	1	1	1	1	1		1		

驱 动 桥 总 成

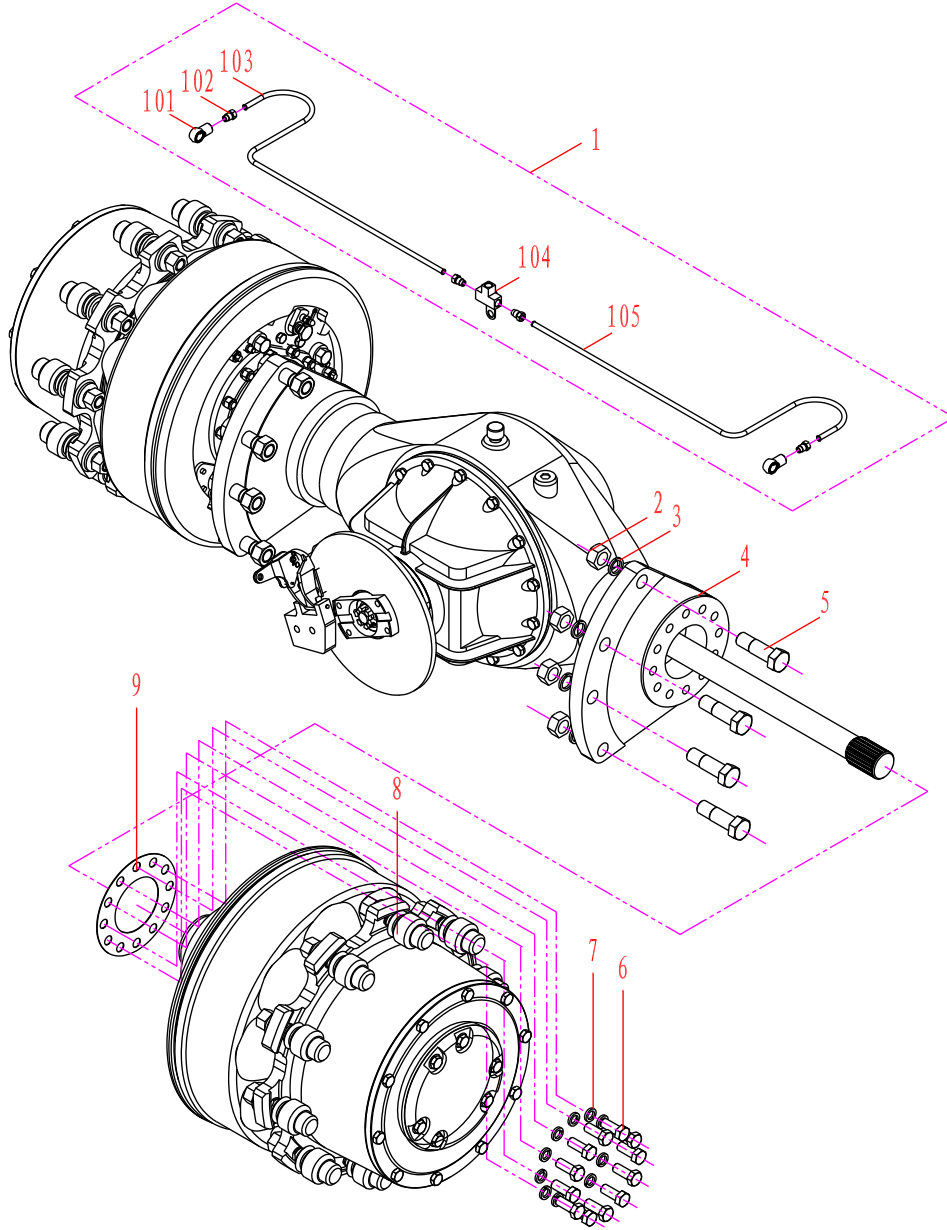
整机可装配的驱动桥总成有两种：一种为辐板式驱动桥；一种为压板式驱动桥。您在查阅这部分的零件目录时，请先确认您的叉车上安装的是哪一种。主机基本配制为辐板桥，而压板桥为选配。对应的驱动桥总成零件目录共分两部分，请注意确认。为保证准确请您在选择备件时一定要提供整机出厂编号。由此造成的不便请您见谅！

DRIVING AXLE ASS' Y

In this chapter, you can see two kinds of DRIVING AXLE ASS' Y, the spoke plank type DRIVING AXLE ASS' Y and the Press plank type DRIVING AXLE ASS' Y .You need to know the type of the drive axle on your forklift truck, before reading this chapter. The host is basic to install to for spoke plank type DRIVING AXLE ASS' Y, and Press the plank type DRIVING AXLE ASS' Y for choose kit. Right should of DRIVING AXLE ASS' Y the spare parts catalogue totally is divided into two part,please watch for the confirmation. To avoid mistake, when ordering parts, give the DALIAN forklift trucks dealer or distributor the serial number of the forklift truck .Beg your pardon for the discomfort with it !

01-21-01

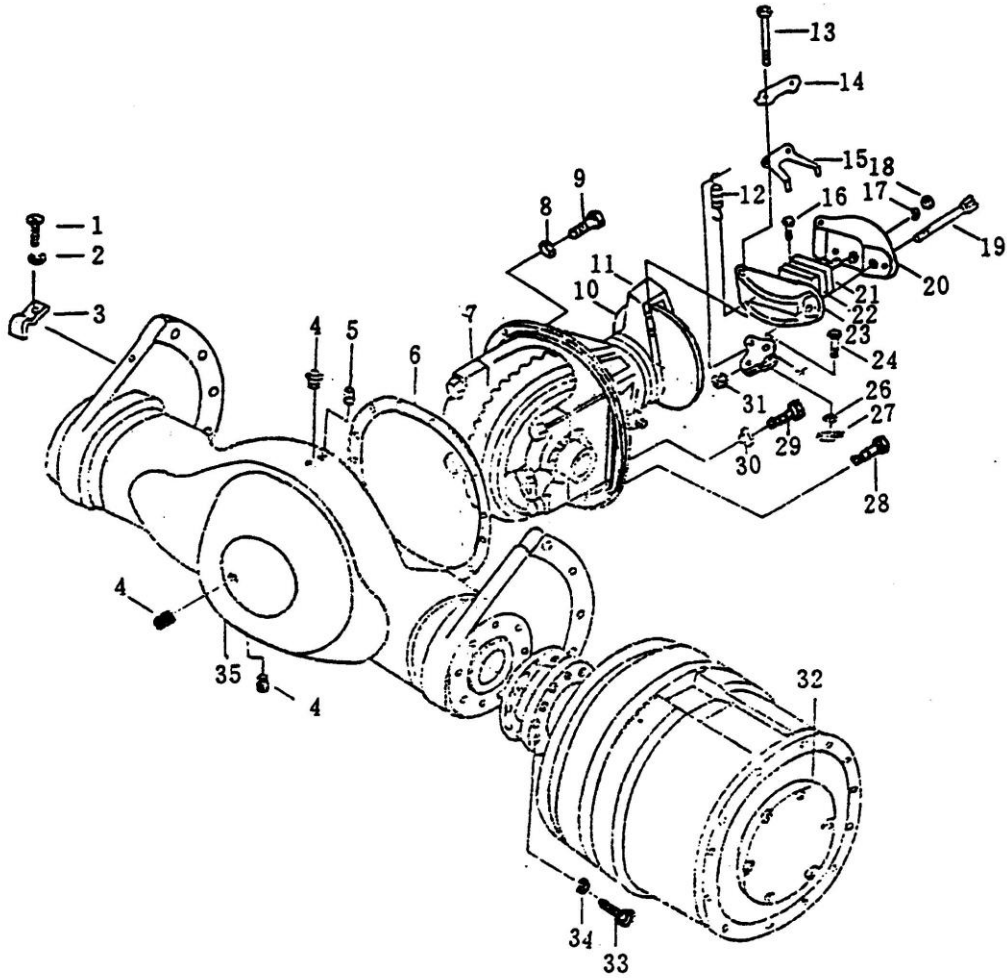
驱动桥总成 (辐板式)
DRIVING AXLE ASS' Y (spoke



——辐板桥 Spoke Plank

01-21-01

驱动桥总成 (压板式)
DRIVING AXLE ASS' Y (Press the plank



——压板桥 Press Plank

01-21-02

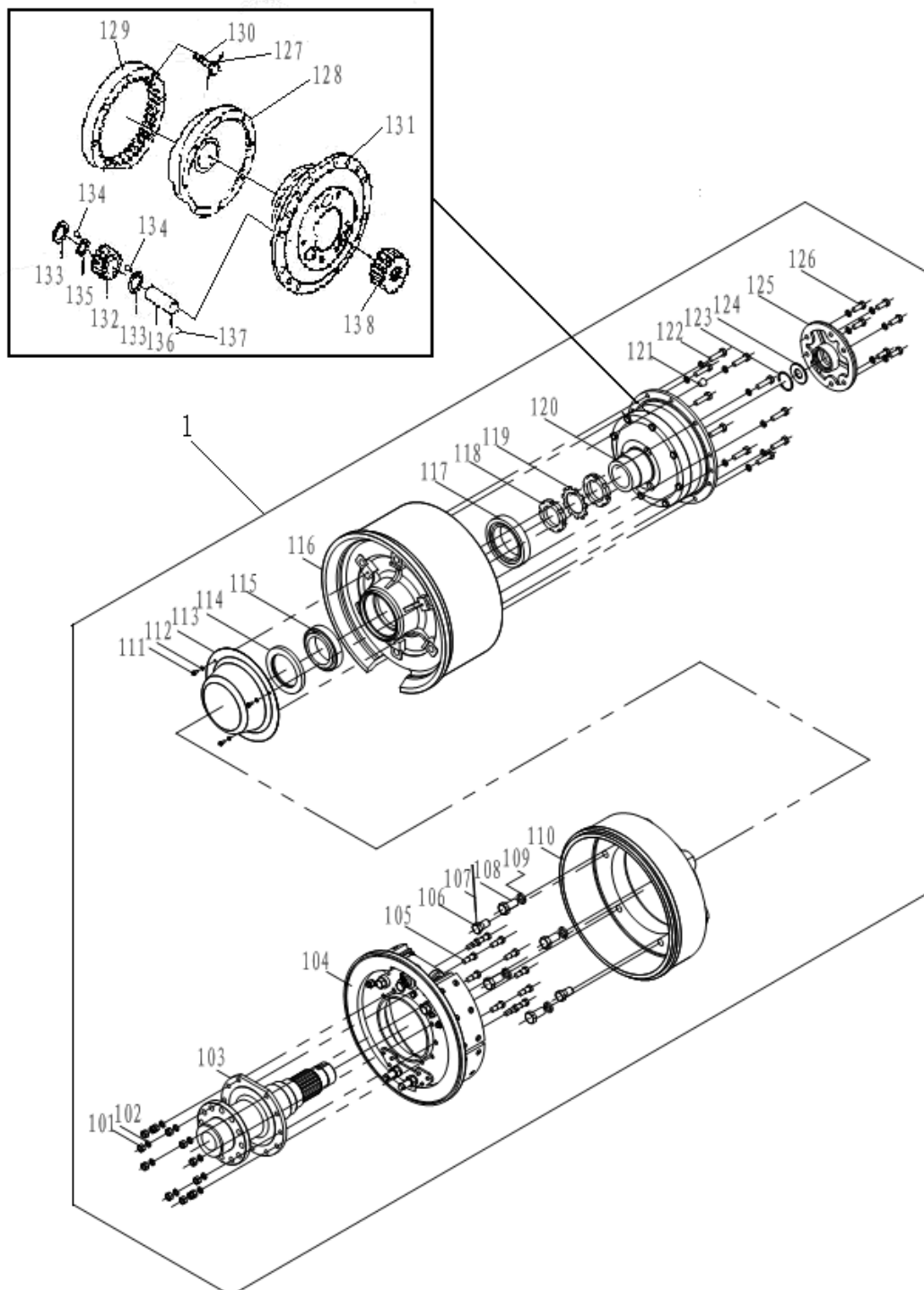
主减速器 MAIN REDUCTION

01:CPCD50(CD-AC) 04:CPCD50(CD-FC)
02:CPCD60(CD-AC) 05:CPCD60(CD-FC)

序号 ITEM NO	零件编号 PART NO.	零件名称及规格 PART NAME & DESCRIPTION	数量 Q' TY						备注 REMARK
			适用车型 APLICABLE SERIAL NO						
			01	02	03	04	05	06	
1	A847.12.2-19	螺母 NUT	1	1	1	1	1	1	
2	A847.12.2-18	挡圈 BACKING RING	1	1	1	1	1	1	
3	A847.12.2-16	密封圈 SEAL RING	1	1	1	1	1	1	
4	A847.12.2-15	垫片 GASKET	1	1	1	1	1	1	
5	A847.12.2-14	联轴节 SPLINED SLIDING SHAFT	1	1	1	1	1	1	
6	A8410Q.12.5.1	制动器 BRAKE	1	1	1	1	1	1	
7	A8410Q.12.5-2	制动盘 BRAKE TRAY	1	1	1	1	1	1	
8	HG4-692-1967	油封 SG60×80×12 SEAL SG60×80×12	2	2	2	2	2	2	
9	GB5783	螺栓 M12×40 BOLT M12×40	6	6	6	6	6	6	
10	GB93	垫圈 12 WASHER 12	20	20	20	20	20	20	
11	40Q6210001	支架 BRACKET	1	1	1	1	1	1	
12	A847.12-3	垫片 GASKET	1	1	1	1	1	1	
13	A847.12.2-12	端盖 COVER	1	1	1	1	1	1	
14	A847.12.2-20	垫片 GASKET	1 组	1 组	1 组	1 组	1 组	1 组	
15	GB/T297-1994	滚动轴承 30209 ROLLER BEARING	1	1	1	1	1	1	
16	A847.12.2-21	垫片 GASKET	1	1	1	1	1	1	
17	A847.12.2-13	垫环 WASHER	1	1	1	1	1	1	
18	GB/T297-1994	滚动轴承 30310 ROLLER BEARING	1	1	1	1	1	1	
19	A847.12.2-23	减速器壳 CARRIER	1	1	1	1	1	1	
20	GB5783	螺栓 M12×35 BOLT M12×35	10	10	10	10	10	10	
21	A847.12.2-22	螺栓 BOLT	2	2	2	2	2	2	
22	GB6173	螺母 20×1.5 NUT 20×1.5	1	1	1	1	1	1	
23	A847.12.2-11	垫圈 WASHER	1	1	1	1	1	1	
24	A847.12.2-10	止退螺栓 BOLT	1	1	1	1	1	1	
25	GB91	销 5×60 PIN 5×60	1	1	1	1	1	1	
26	A847.12.2-8	主动伞齿轮 BEVEL GEAR	1	1	1	1	1	1	
27	GB/T283-1994	滚动轴承 NJ206/P6 ROLLER BEARING	1	1	1	1	1	1	
28	GB894.1	挡圈 30 WASHER 30	1	1	1	1	1	1	
29	A847.12.2.1	差速器 DISCREPANCY	22	22	22	22	22	22	
30	A847.12.2-4	轴承盖 COVERING	2	2	2	2	2	2	
31	GB/T297-1997	滚动轴承 32015 ROLLER BEARING	2	2	2	2	2	2	
32	A847.12.2-3	调整螺母 NUT	2	2	2	2	2	2	
33	A847.12.2-1	半轴 SHAFT	2	2	2	2	2	2	
34	A847.12.2-5	止转挡板 SAFETY WASHER	2	2	2	2	2	2	
35	GB32.1	螺栓 M10×20 BOLT M10×20	2	2	2	2	2	2	
36	GB32.3	螺栓 M20×1.5×90 BOLT M20×1.5×90	2	2	2	2	2	2	
37	GB/T343-1994	低碳钢丝 SZ-F-1.8*900 WIRE	1	1	1	1	1	1	
38	A847.12.2-2	壳体 CARRIER	1	1	1	1	1	1	
39	100X2160000	通气装置 BREATHER SET	1	1	1	1	1	1	
40	JB/ZQ4446-1986	螺塞 R3/4 BOLT R3/4	3	3	3	3	3	3	
41	A847.12.2.1-5	从动伞齿轮 BEVEL GEAR (DRIVING)	1	1	1	1	1	1	
42	A847.12.2.1-1	螺栓 BOLT	12	12	12	12	12	12	
43	A847.12.2.1-2	锁紧螺母 CHECK NUT	20	20	20	20	20	20	
44	A847.12.2.1-4	左壳体 HLA F CARRIER (LEFT)	1	1	1	1	1	1	
45	A847.12.2.1-11	右壳体 HLA F CARRIER (RIGHT)	1	1	1	1	1	1	
46	A847.12.2.1-9	行星齿轮 PLANET GEAR	4	4	4	4	4	4	
47	A847.12.2.1-8	垫片 WASHER	4	4	4	4	4	4	
48	A847.12.2.1-10	十字轴 SPIDER	1	1	1	1	1	1	
49	A847.12.2.1-6	垫片 WASHER	4	4	4	4	4	4	
50	A847.12.2.1-7	半轴齿轮 SIDE GEAR	2	2	2	2	2	2	
51	A847.12.2.1-3	螺栓 BOLT	8	8	8	8	8	8	

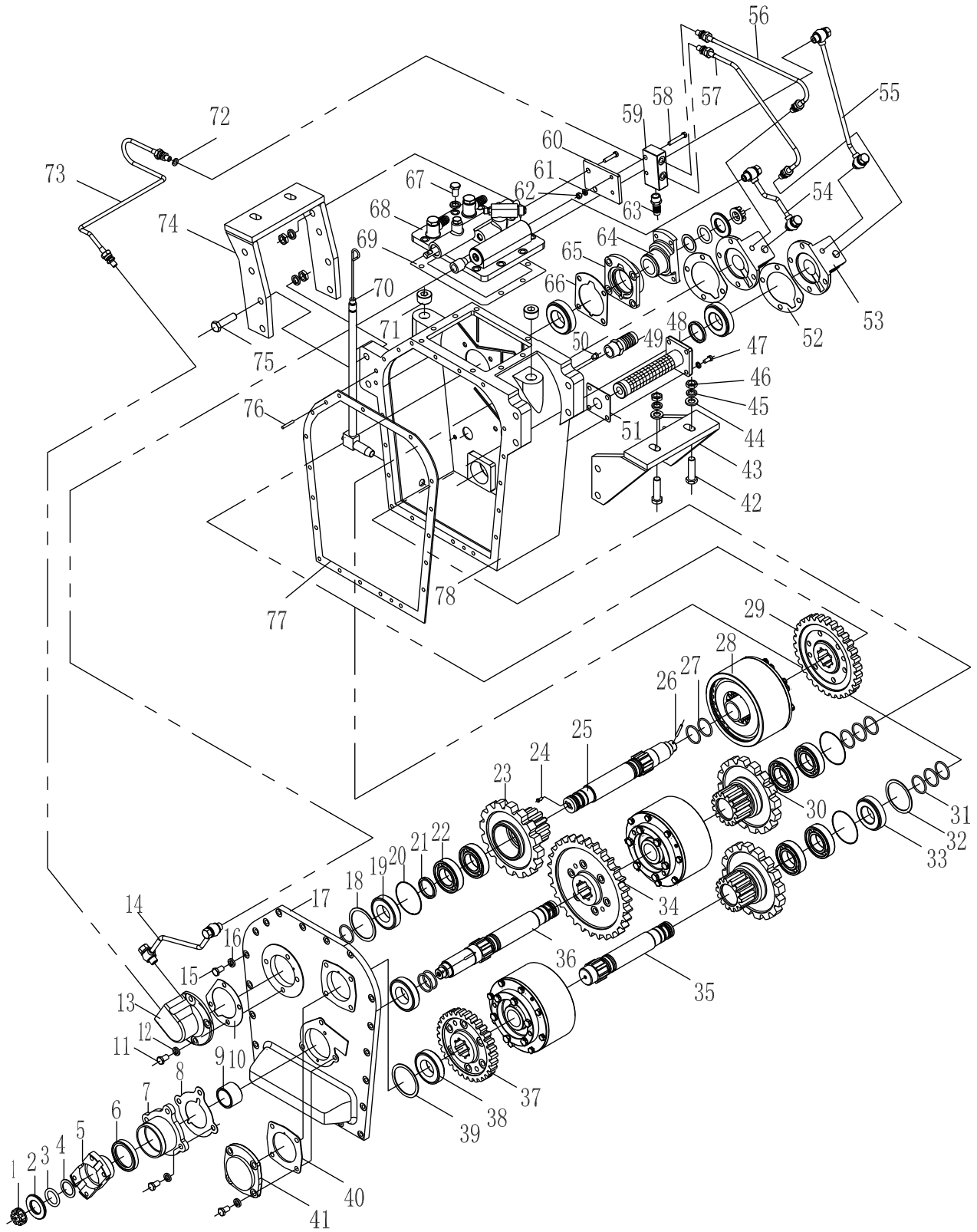
01-21-03

轮边减速器 RIM REDUCTION



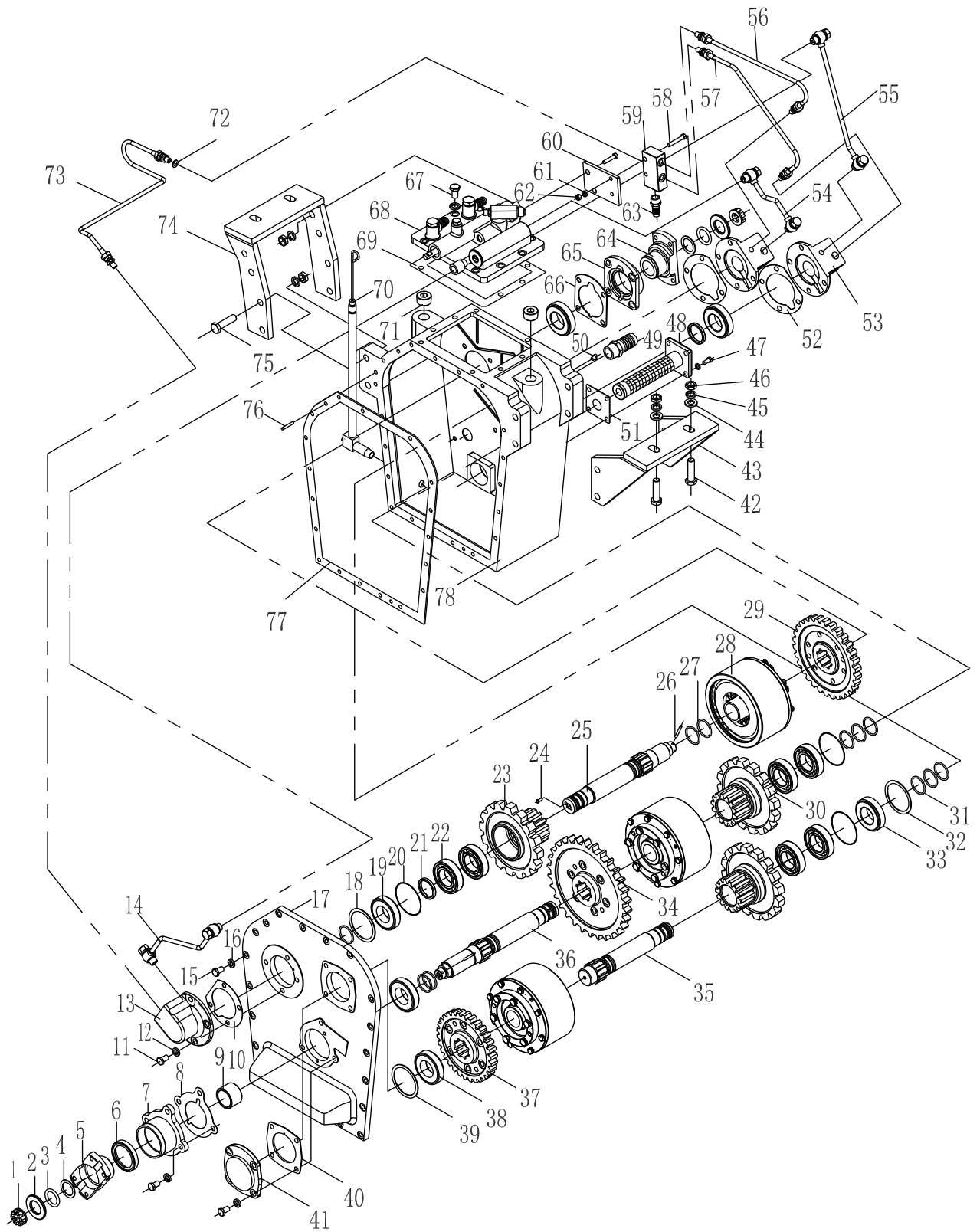
01-22-01

变速箱总成 TRANSMISSION CASE



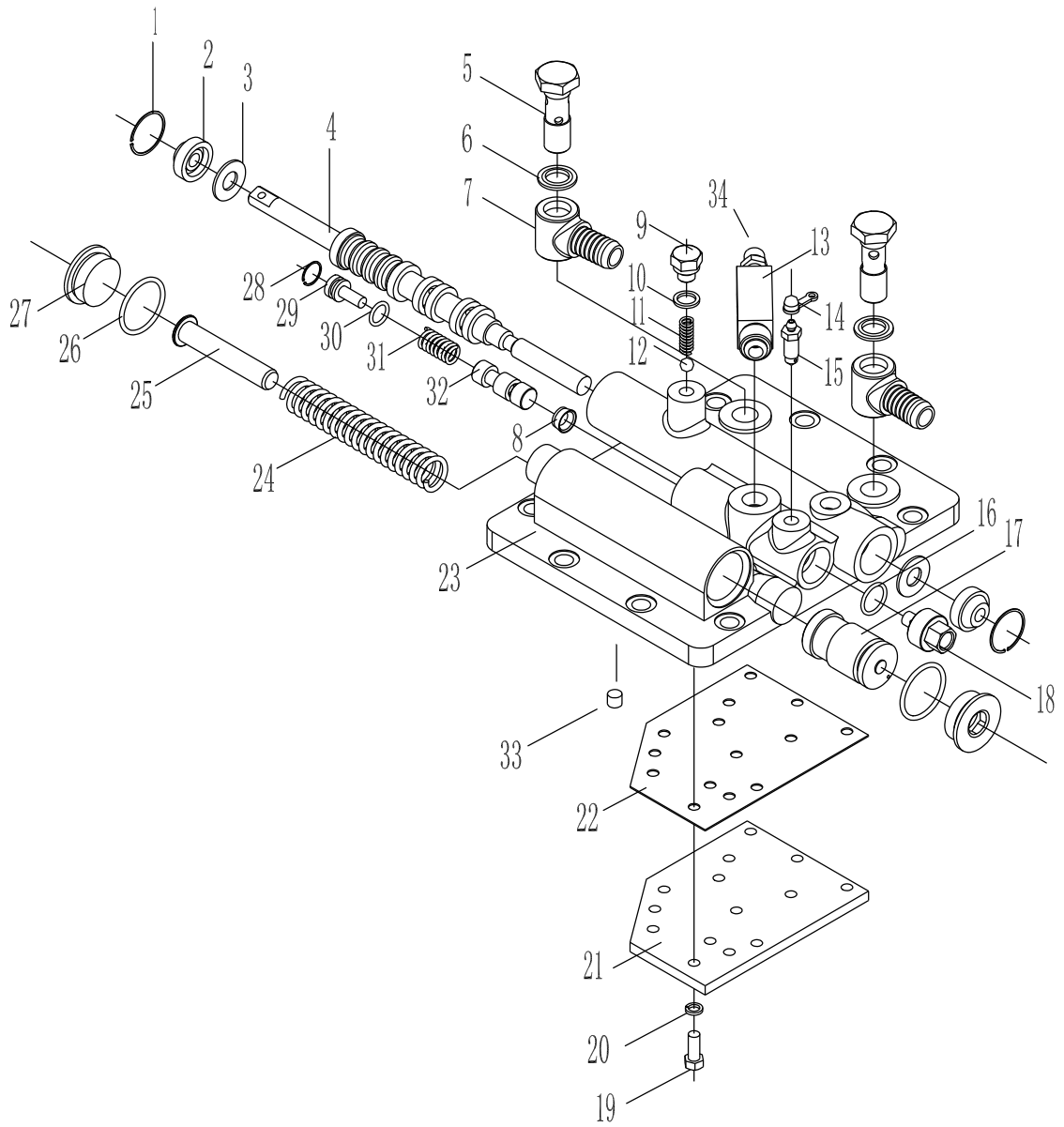
01-22-01

变速箱总成 TRANSMISSION CASE



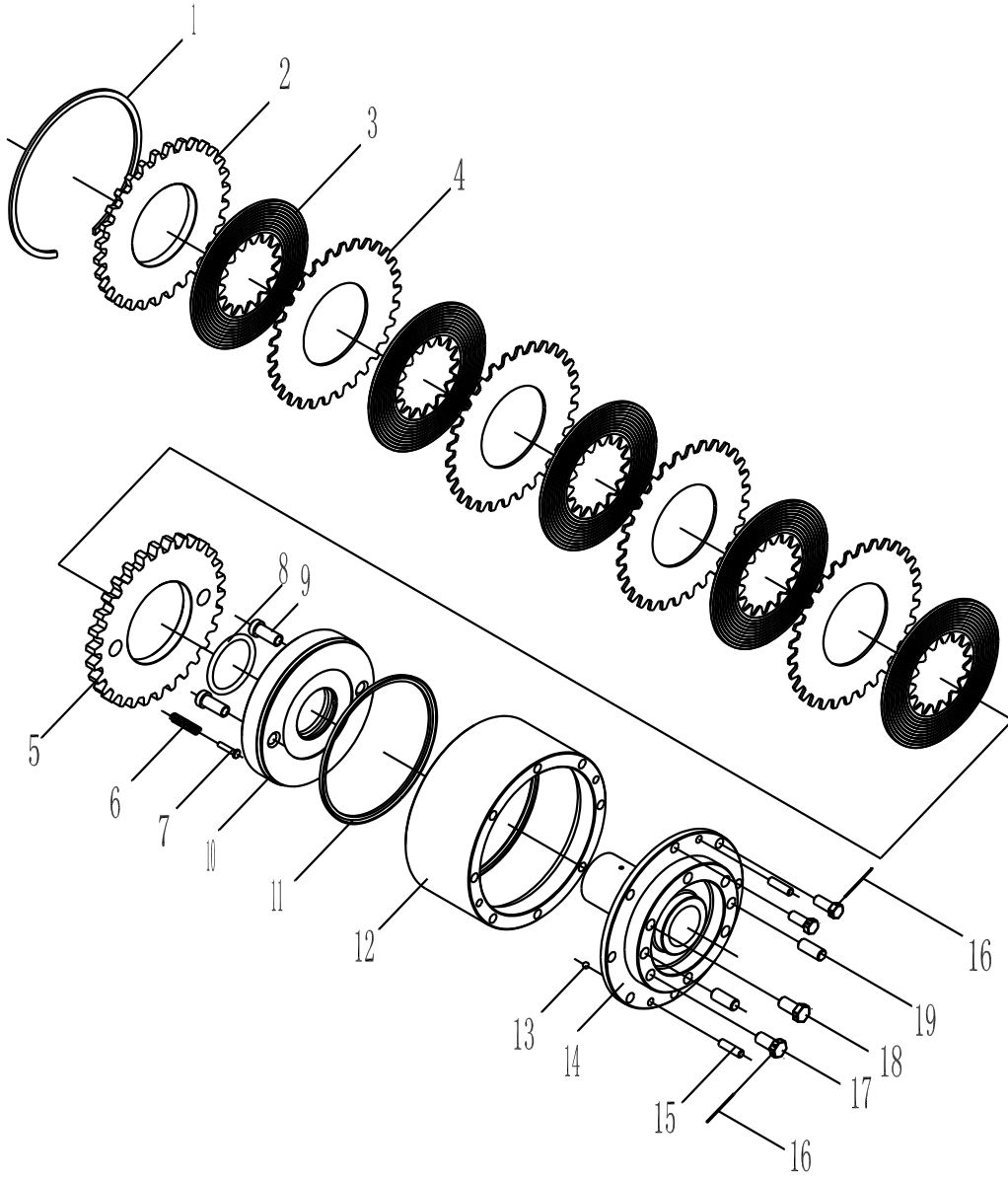
01-22-02

操纵阀 MANIPULATE VALVE



01-22-03

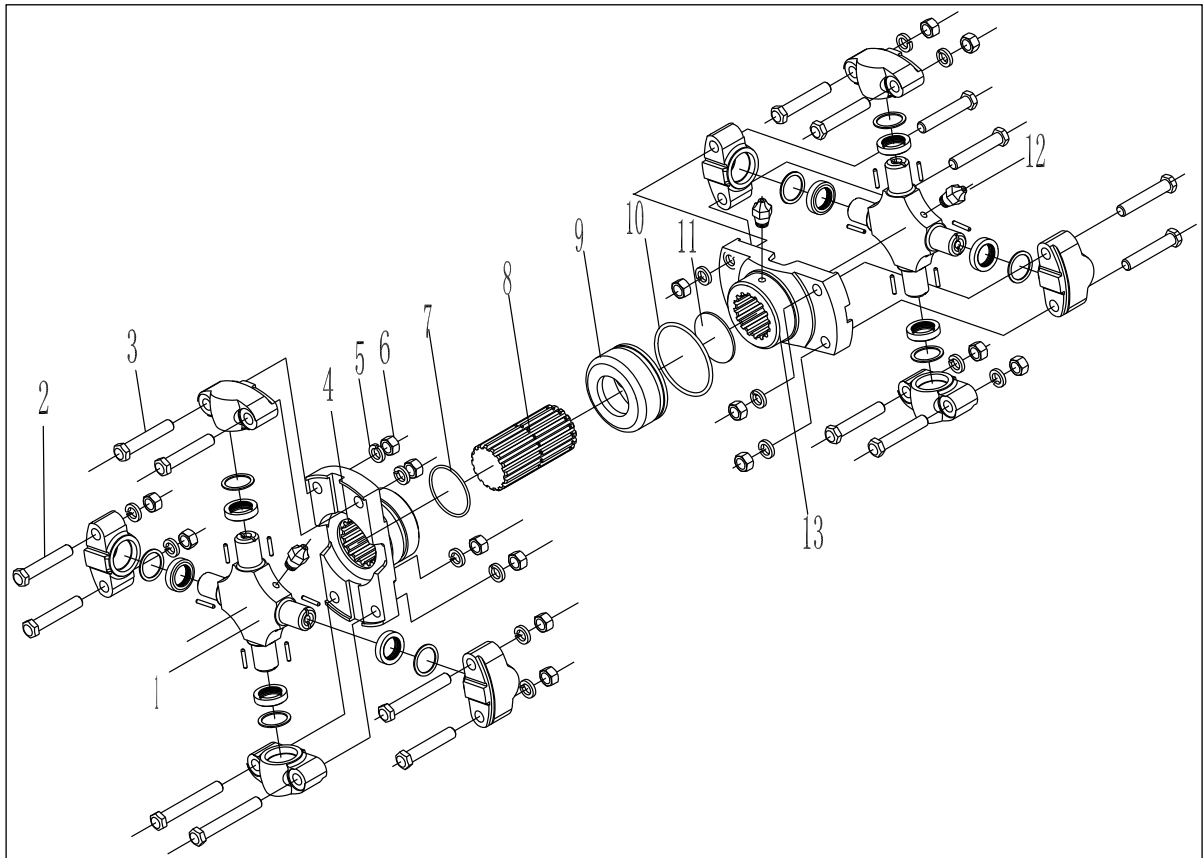
离合器
CLUTCH ASS' Y



01-26-01

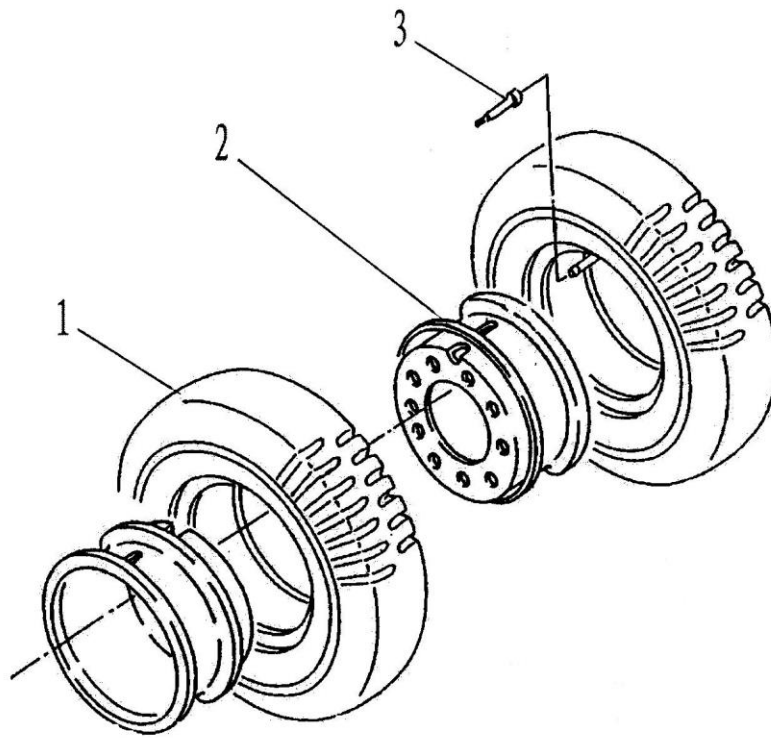
传动轴总成
PROPELLER SHAFT

14
|



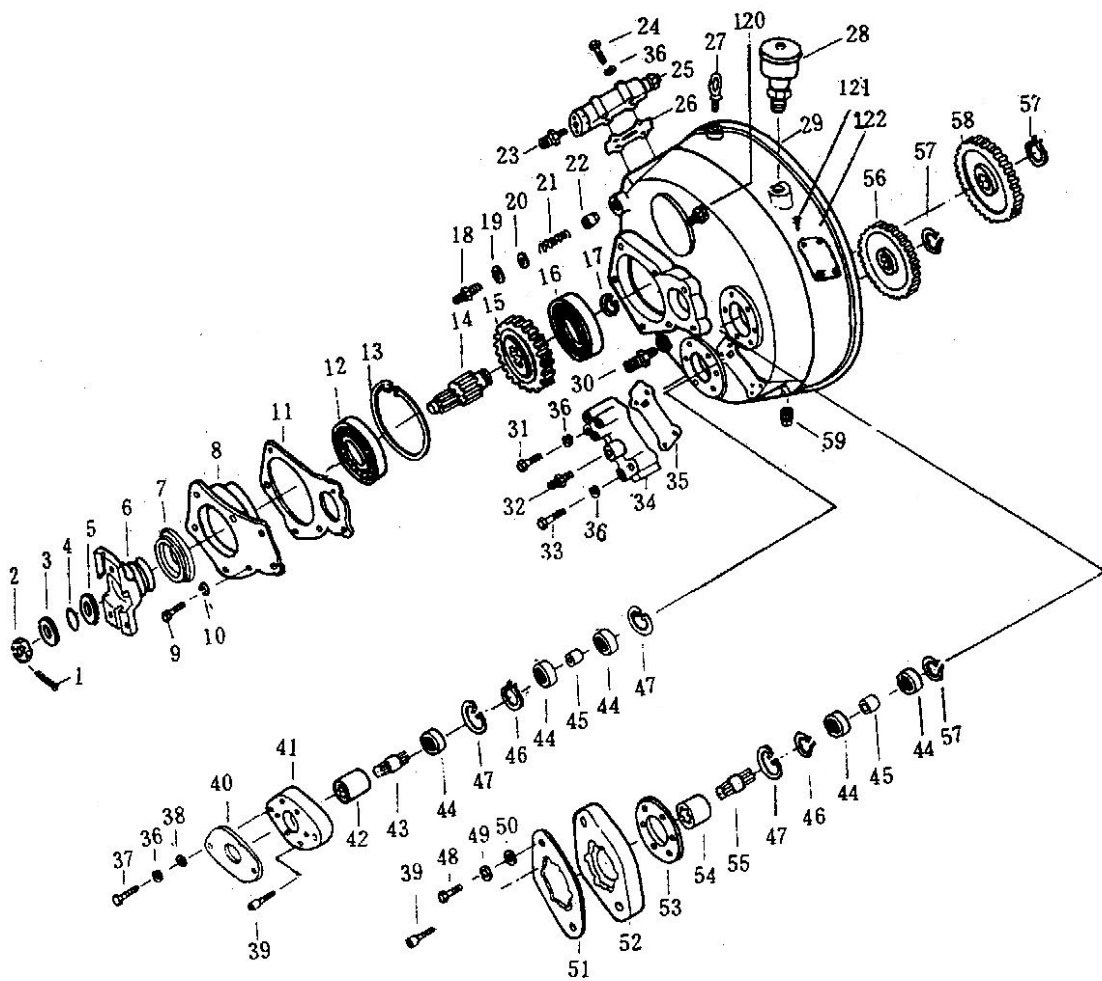
01-27-01

驱动轮总成
DRIVING WHEEL ASS 'Y



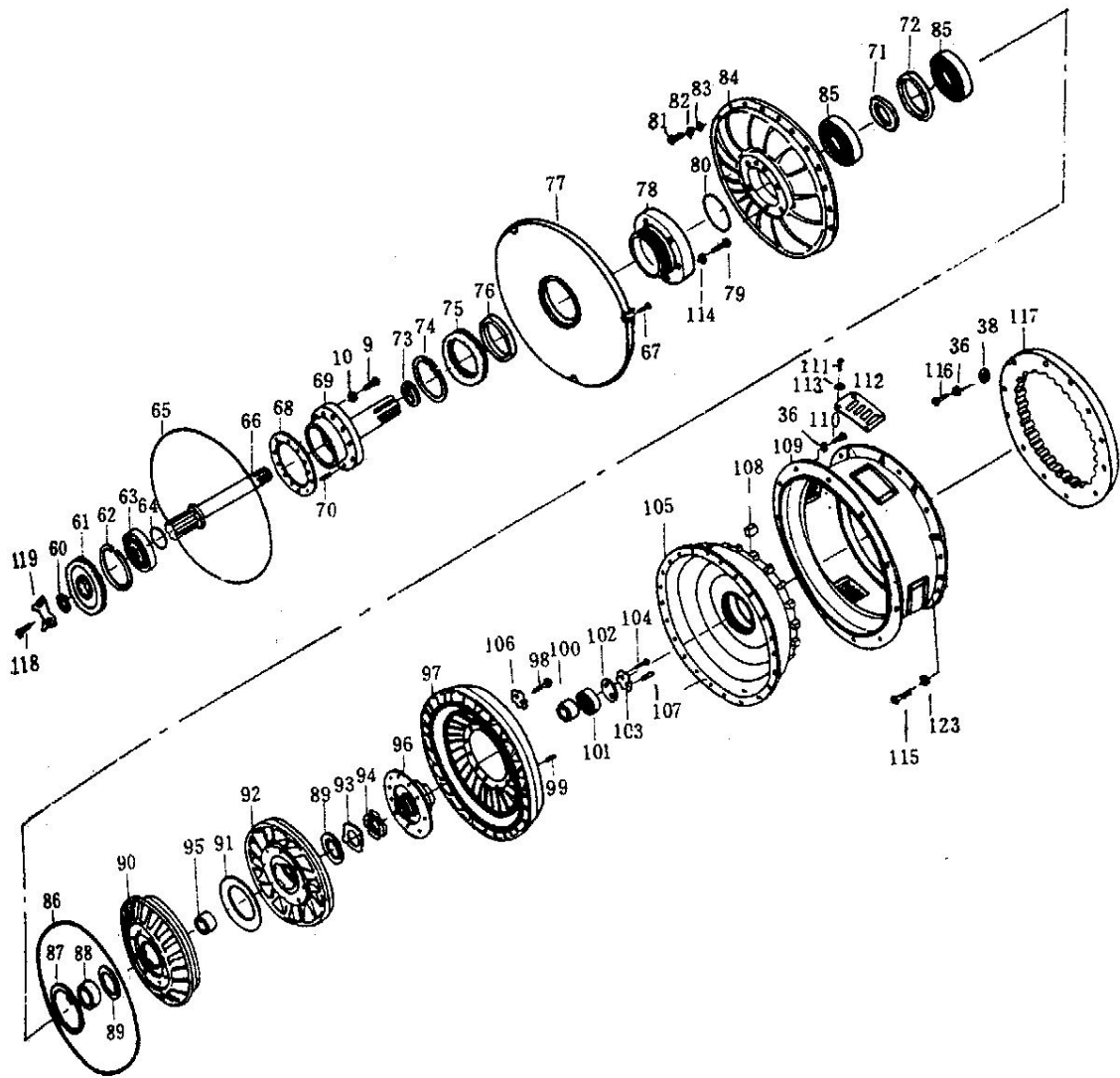
01-28-01

变矩器-油泵驱动装置
TORQUE
CONVERTER-OIL



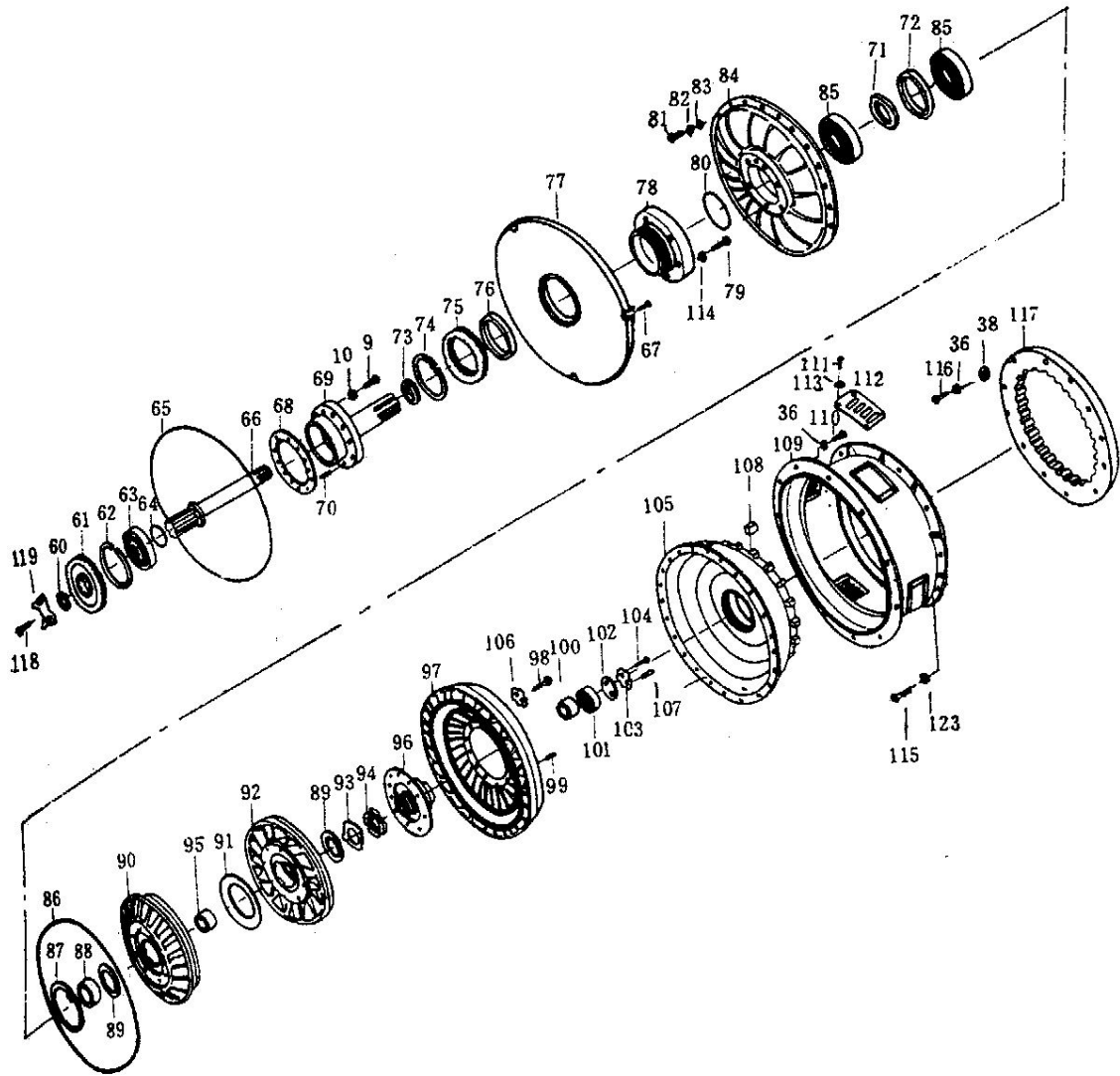
01-28-01

变矩器-油泵驱动装置
TORQUE CONVERTER-OIL PUMPING



01-28-01

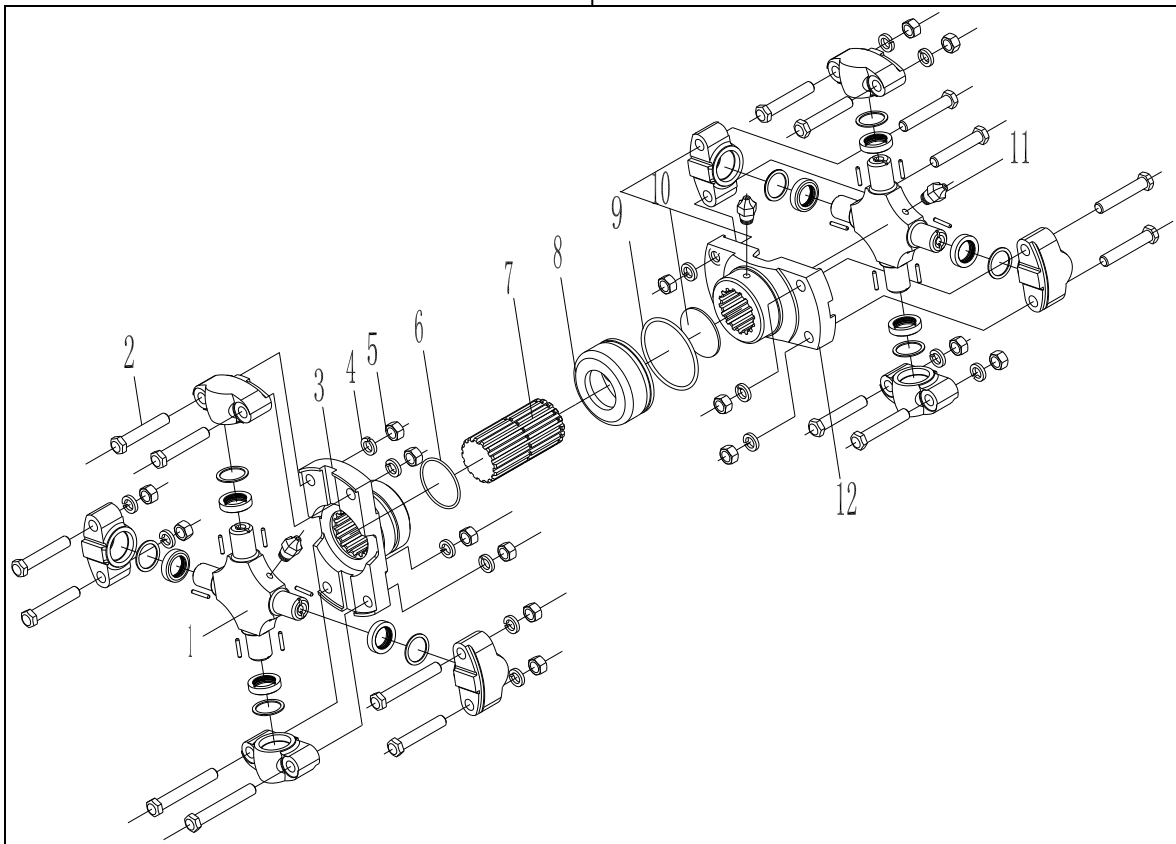
变矩器-油泵驱动装置
TORQUE CONVERTER-OIL PUMPING



01-29-01

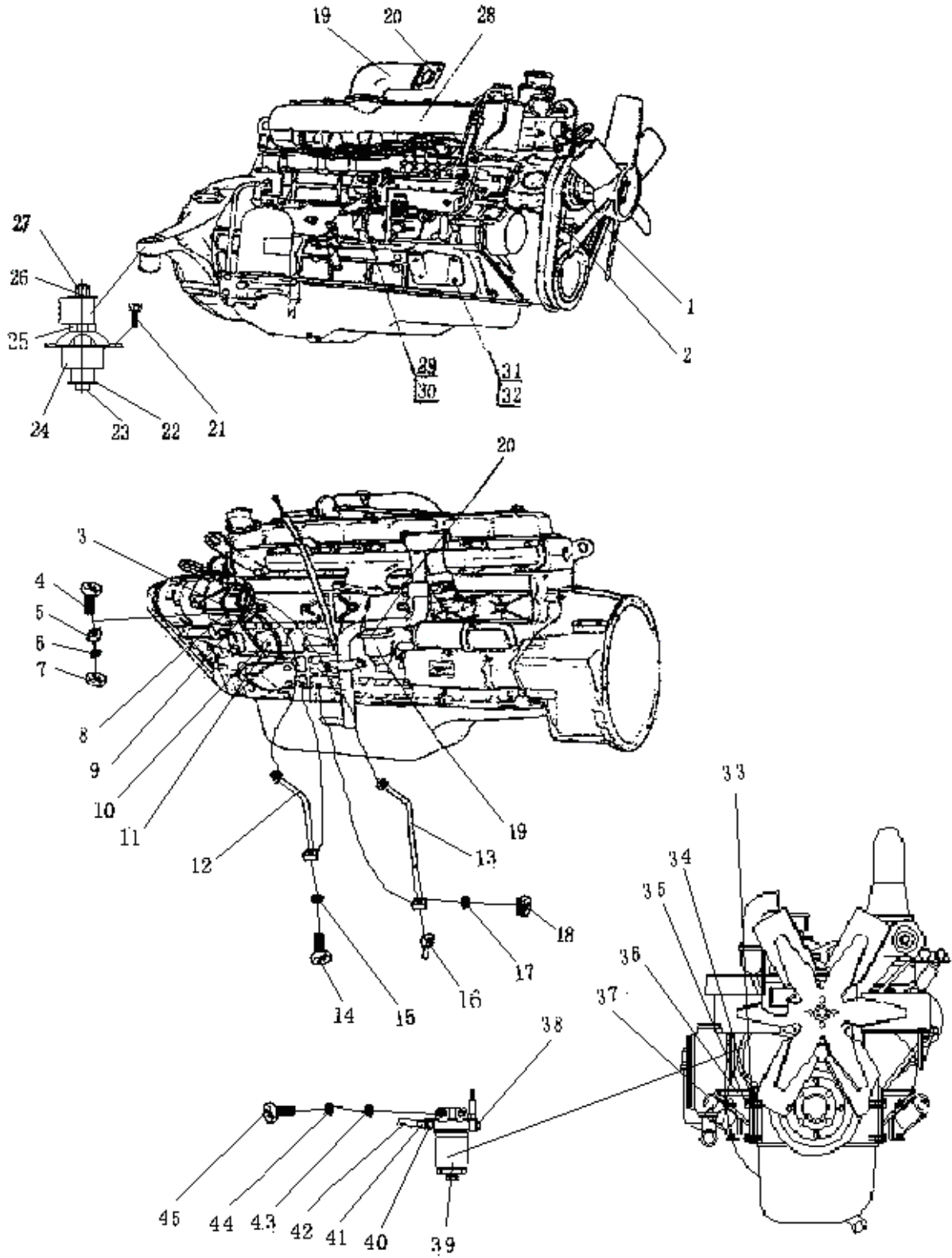
中间传动轴总成
MID PROPELLER SHAFT

14



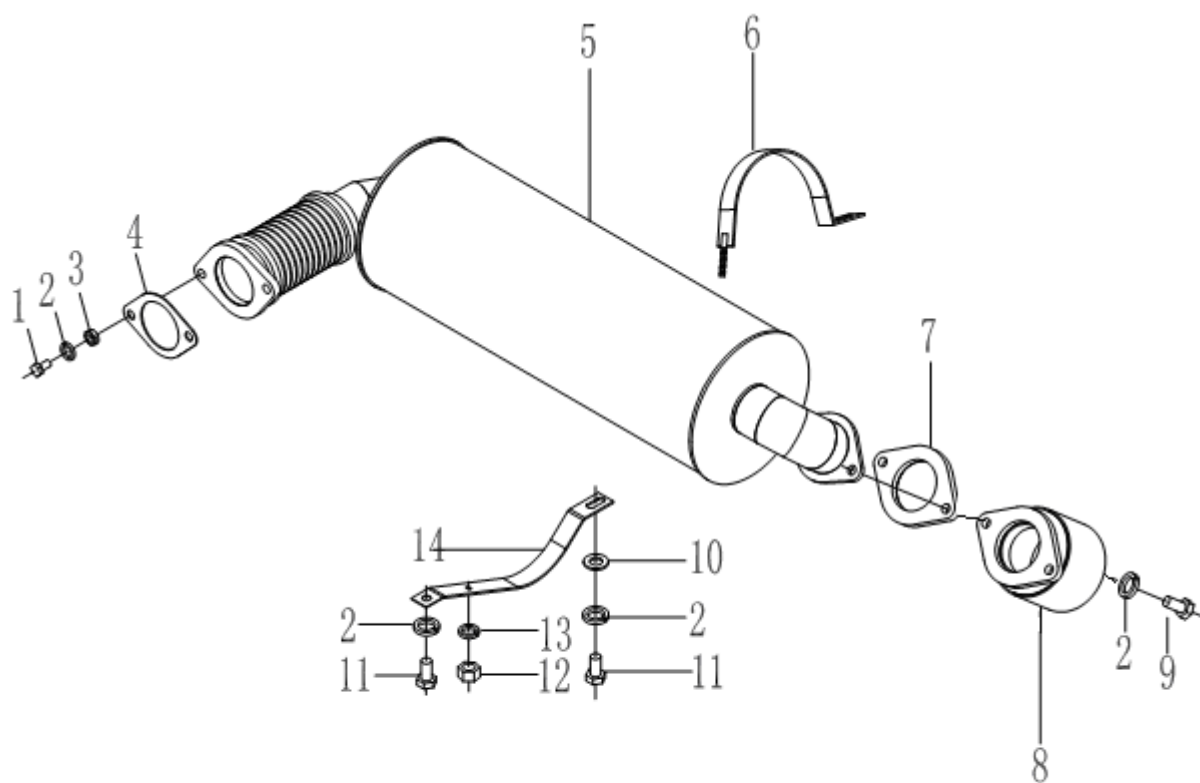
01-31-01

发动机总成 ENGINE ASS' Y



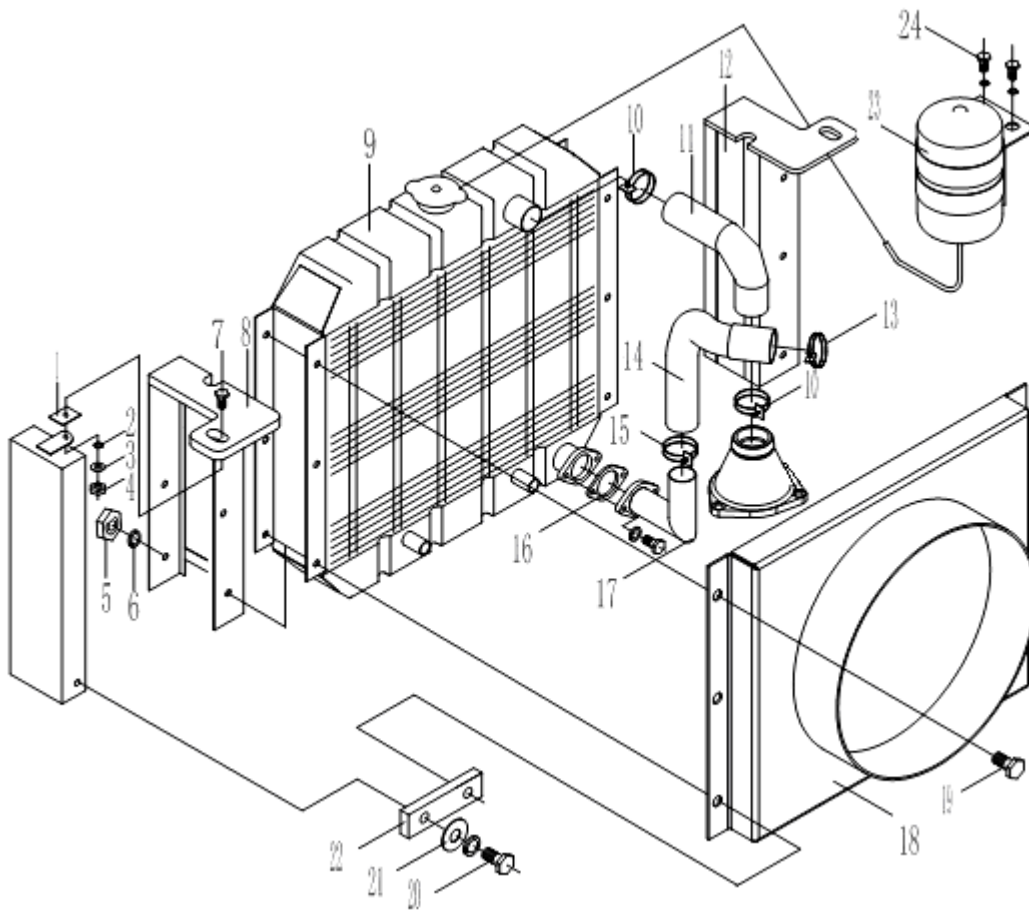
01-32-01

排气系统
AIR OUTTAKE SYSTEM



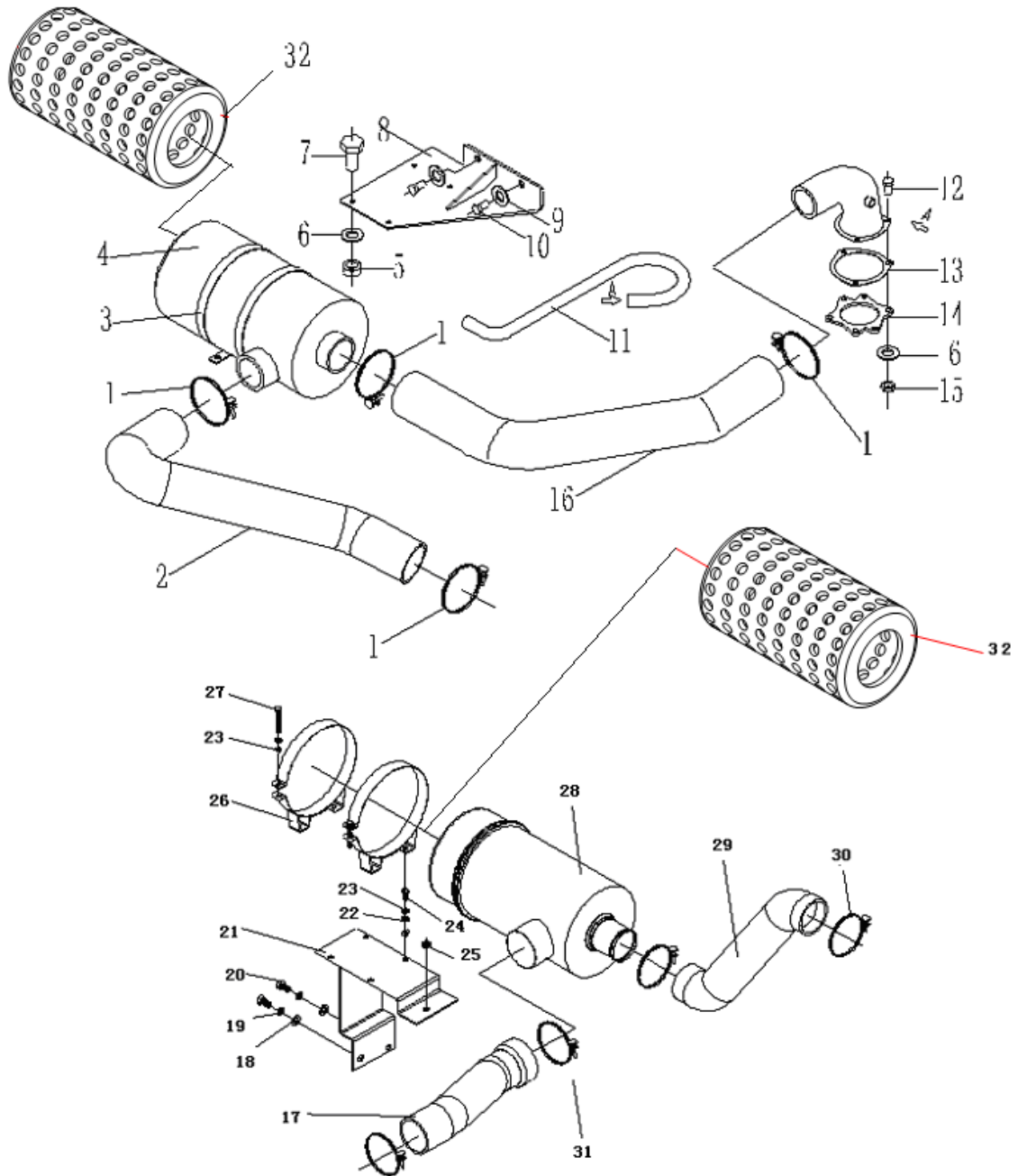
01-33-01

冷却系统 COOLING SYSTEM



01-34-01

进气系统 AIR INTAKE SYSTEM



01-34-01

进气系统

AIR INTAKE SYSTEM

01:CPCD50(CD-AC) 04:CPCD50(CD-FC)
02:CPCD60(CD-AC) 05:CPCD60(CD-FC)

序号 ITEM NO	零件编号 PART NO.	零件名称及规格 PART NAME & DESCRIPTION	数量 Q' TY								备注 REMARK
			适用车型 APPLICABLE SERIAL NO								
			01	02	03	04	05	06	07	08	
1	Q/DC. J. 05611	管夹 89 CLAMP	4	4	4	4	4	4	4		
2	A847B I Z. 28-1	进气胶管 AIR INTAKE PIPE	1	1	1	1	1	1	1		
3	6102G I. 22. 70	支架结合部 SUPPORT CLAMP	2	2	2	2	2	2	2		
4	6102G I. 22. 00	滤清器 AIR FILTER	1	1	1	1	1	1	1		
5	GB6170	螺母 M8 NUT M8	4	4	4	4	4	4	4		
6	GB93	垫圈 8 WASHER 8	4	4	4	4	4	4	4		
7	GB5781	螺栓 M8X20 BOLT M8X20	4	4	4	4	4	4	4		
8	A847B II Z. 28. 1	支架 BRACKET	1	1	1				1		
8	A847B I Z. 28. 1	支架 BRACKET				1	1	1			
9	GB93	垫圈 10 WASHER 10	2	2	2	2	2	2	2		
10	GB5786	螺栓 M10X1. 25X20 BOLT M10X1. 25X20				2	2	2			
10	GB5781	螺栓 M10X20 BOLT M10X20	2	2	2				2		
11	80XA3400001	弯管 SYPHON				1	1	1			
12	GB5781	螺栓 M8X30 BOLT M8X30				3	3	3			
13	A847A I. 28-2	密封垫 SEAL				1	1	1			
14	A847A I. 28-3	法兰盘 FLANGE				1	1	1			
15	GB6170	螺母 M8 BOLT M8				4	4	4			
16	A847B I Z. 28-2a	胶管 PIPE	1	1	1	1	1	1	1		
17	80XAC3400001	进气胶管 I AIR INTAKE PIPE								1	
18	GB97. 1	垫圈 10 WASHER 10								2	
19	GB93	垫圈 10 WASHER 10								2	
20	GB5785	螺栓 M10X20 BOLT M10X20								2	
21	80XCB3420000	支架 BRACKET								1	
22	GB97. 1	垫圈 8 WASHER 8								4	
23	GB93	垫圈 8 WASHER 8								6	
24	GB5781	螺栓 M8X20 BOLT M8X20								4	
25	GB96. 1	垫圈 10 WASHER 10								1	
26	80XAC3410000	夹带总成 SUPPORT CLAMP								2	
27	GB5780	螺栓 M8X60 BOLT M8X60								4	
28	KW2036B57	空气滤清器 AIR FILTER								1	
29	80XAC3400002	进气胶管 II AIR INTAKE PIPE								1	
30	JB/ZQ3777	喉箍 85~100 CLAMP 85~100								2	
31	JB/ZQ3777	喉箍 90~120 CLAMP 90~120								2	
32	1530	空气滤芯 AIR FILTER CORE	1	1	1	1	1	1	1		φ 150X300
32	K1883	空气滤芯 AIR FILTER CORE								1	φ 180x330

转 向 桥 总 成

整机可装配的转向桥总成有两种：一种为转向桥总成（2B）；一种为转向桥总成（2C）。您在查阅这部分的零件目录时，请先确认您的叉车上安装的是哪一种。主机基本配置为转向桥总成（2B），而转向桥总成（2C）为选配。对应的转向桥总成零件目录共分两部分，请注意确认。为保证准确请您在选择备件时一定要提供整机出厂编号。由此造成的不便请您见谅！

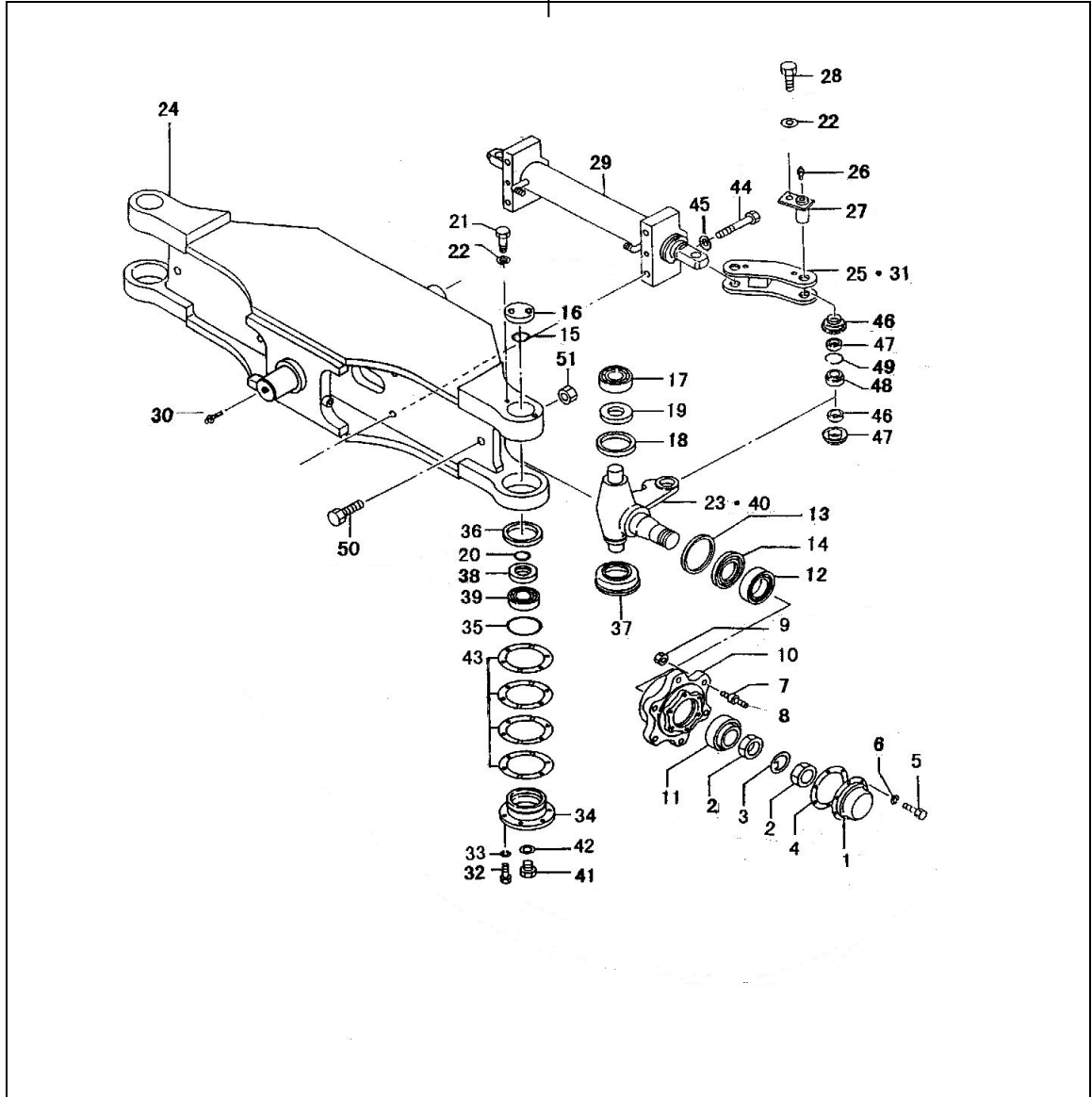
STEERING AXLE ASS' Y

In this chapter, you can see two kinds of STEERING AXLE ASS' Y ,STEERING AXLE ASS' Y (2B) and STEERING AXLE ASS' Y (2C) .You need to know the type of the drive axle on your forklift truck, before reading this chapter. The host is basic to install to for STEERING AXLE ASS' Y (2 B), and STEERING AXLE ASS' Y (2 C) for choose kit. Right should of STEERING AXLE ASS'Y the spare parts catalogue totally is divided into two part, please watch for the confirmation.To avoid mistake, when ordering parts, give the DALIAN forklift trucks dealer or distributor the serial number of the forklift truck .Beg your pardon for the discomfort with it !

01-41-01

转向桥总成 (2C)
STEERING AXLE ASS' Y

88




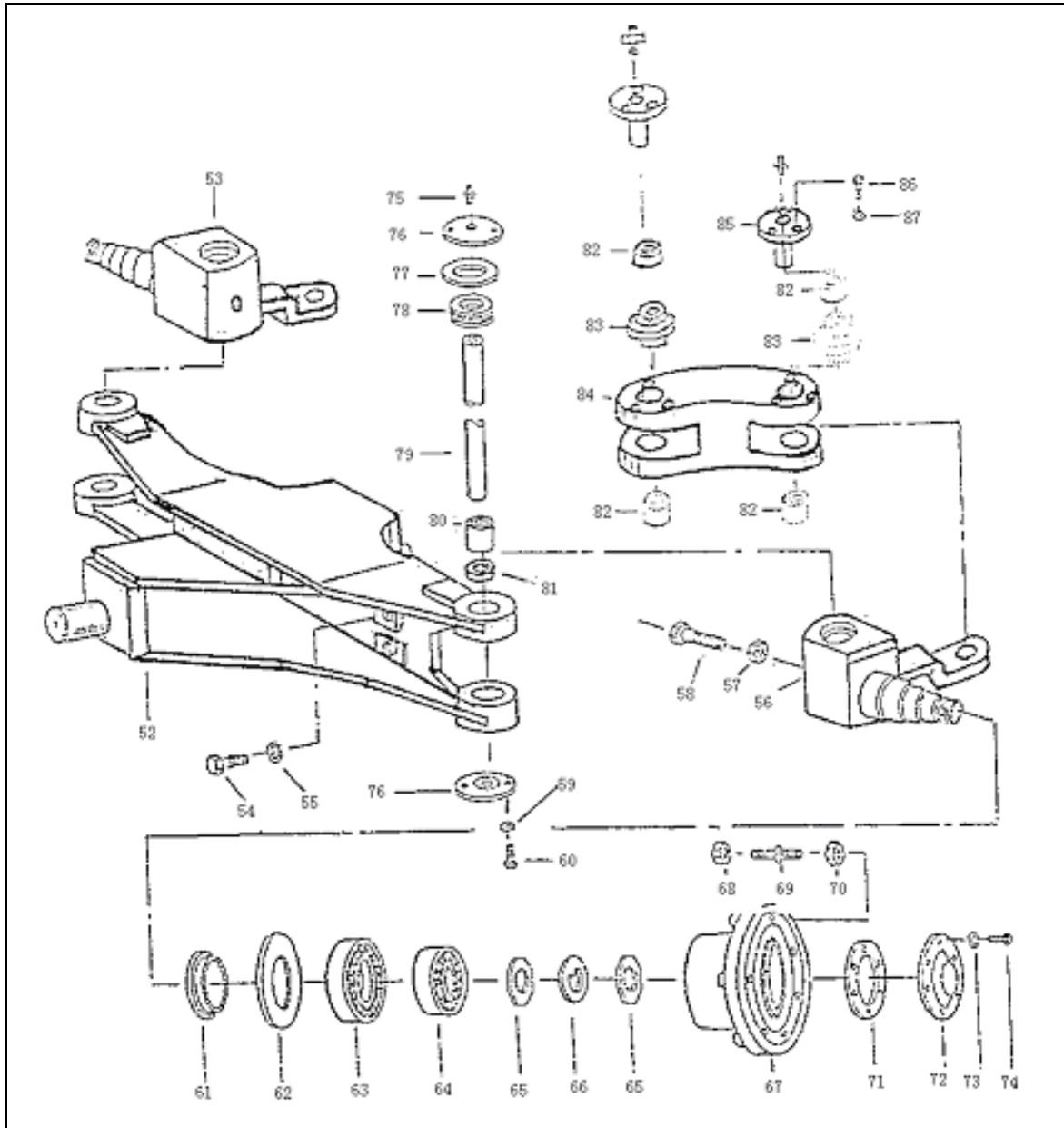
2C



01-41-01

转向桥总成 (2B)
STEERING AXLE ASS' Y

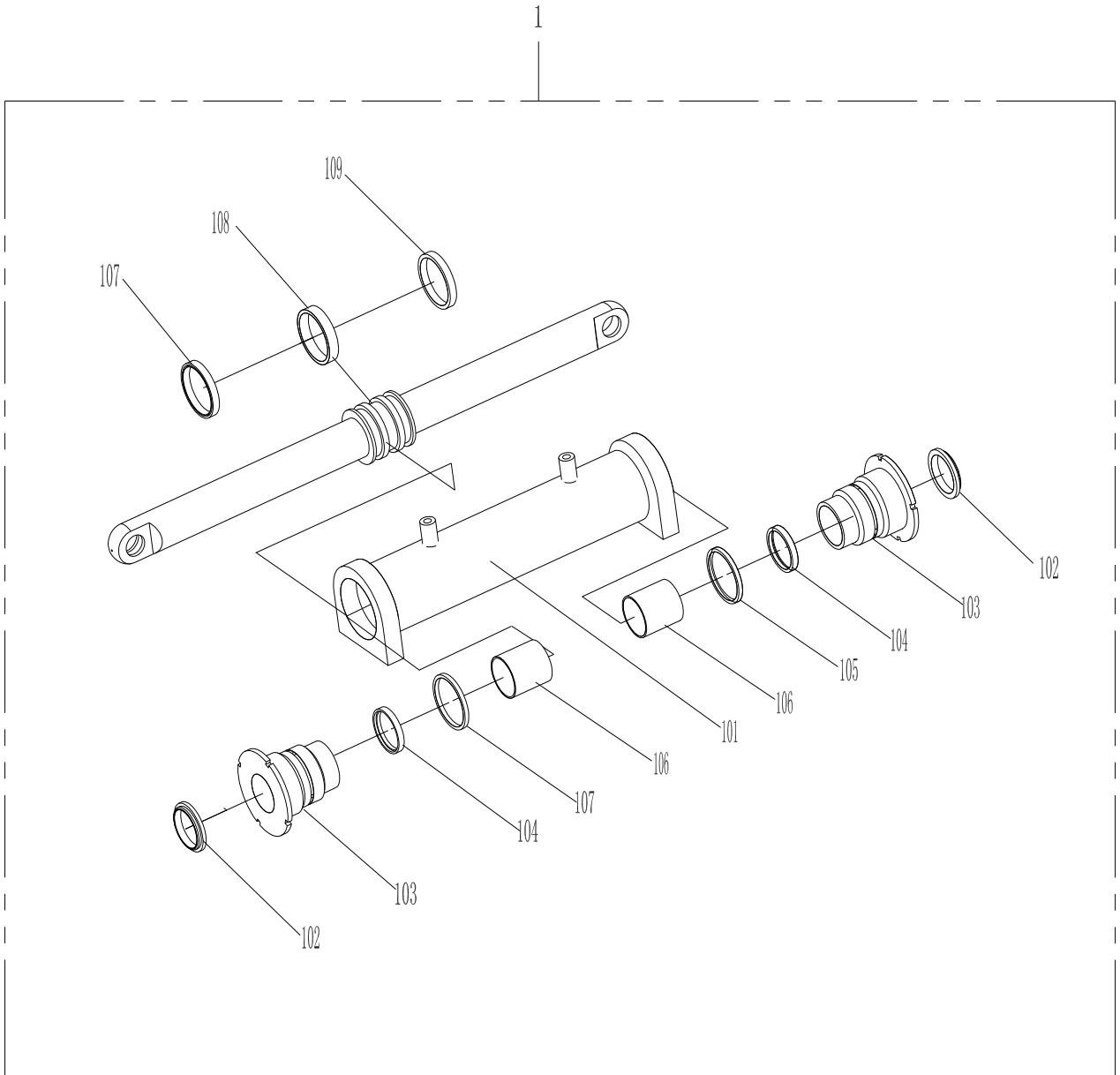
89



2B

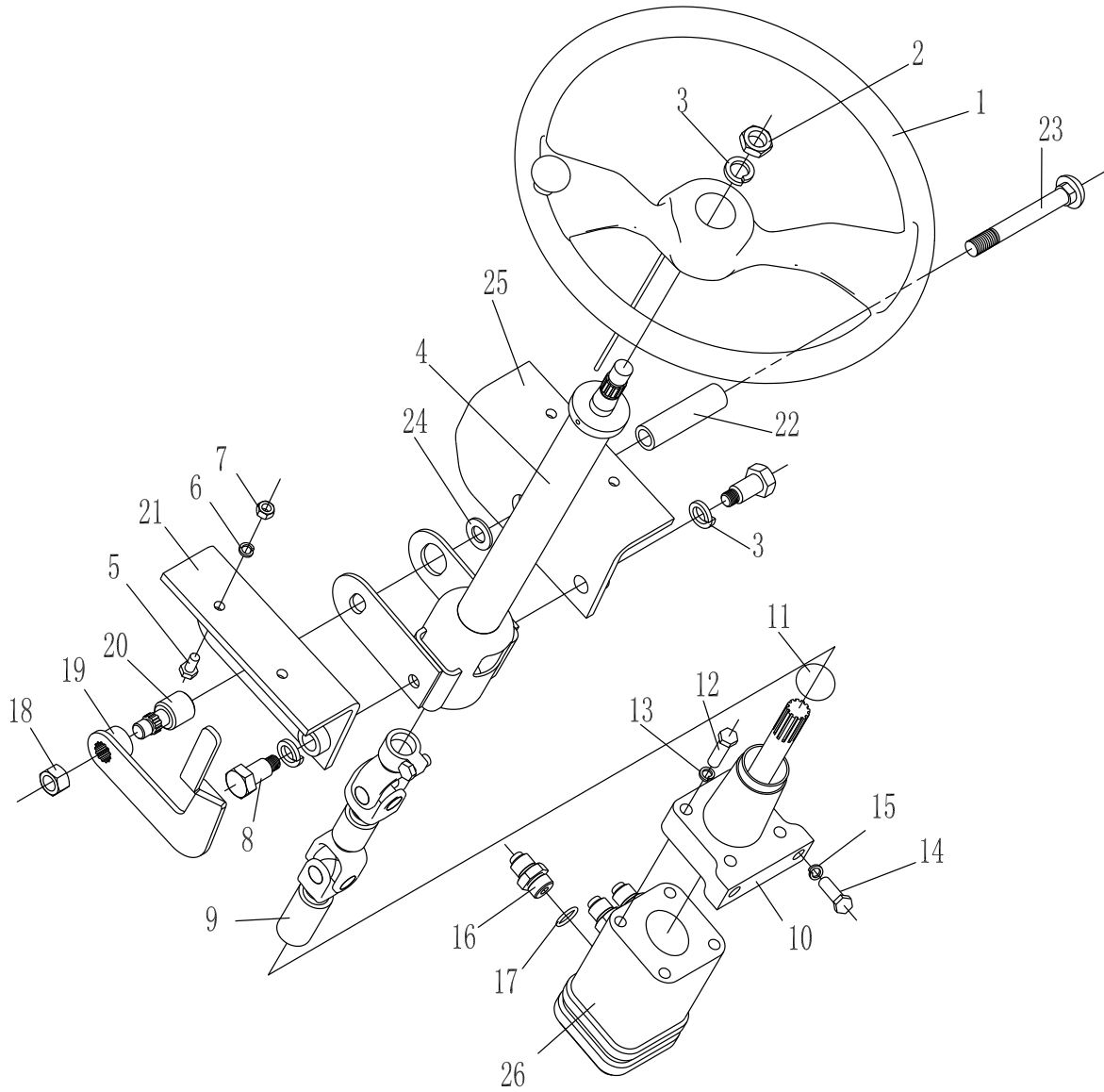
01-41-02

转向油缸
STEERING CYLINDER



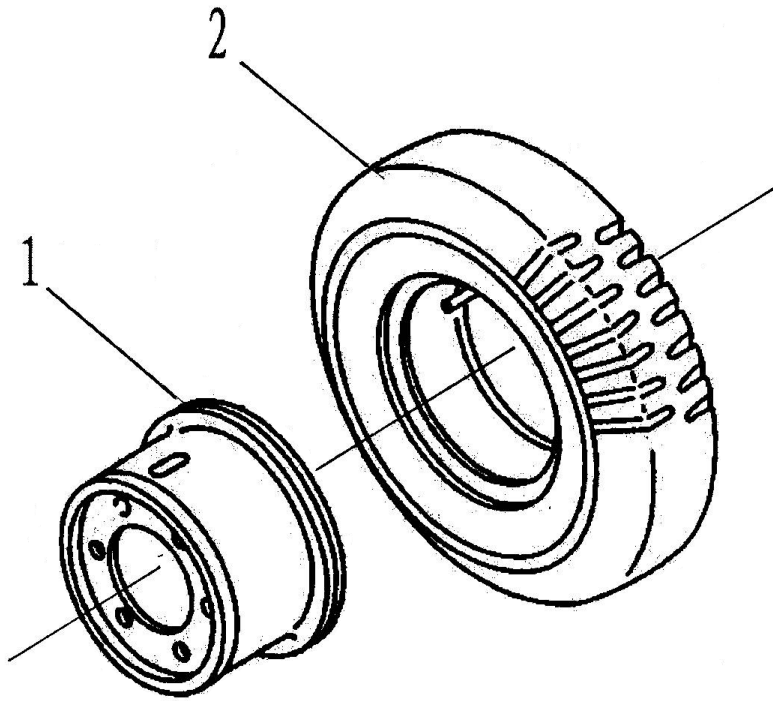
01-42-01

转向装置总成
STEERING GEAR ASS' Y



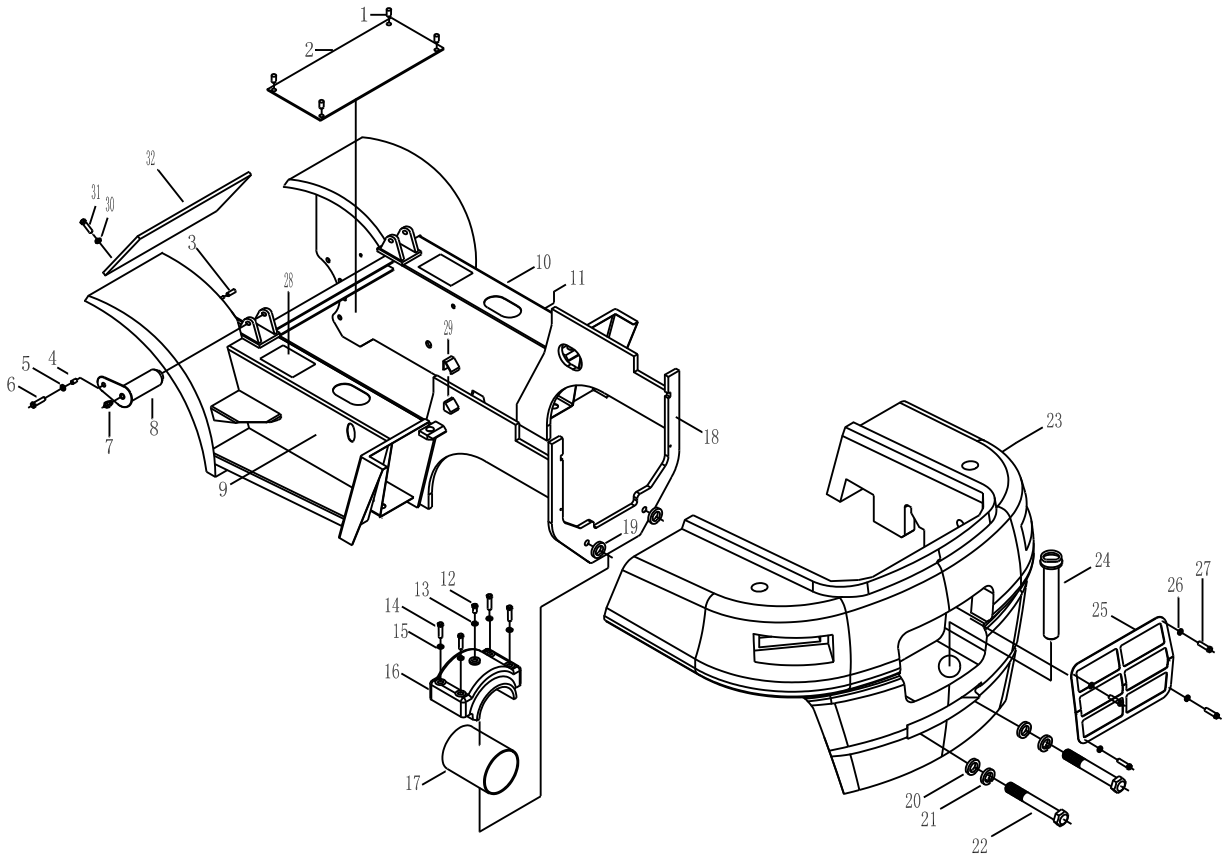
01-45-01

转向轮总成
STEERING WHEEL



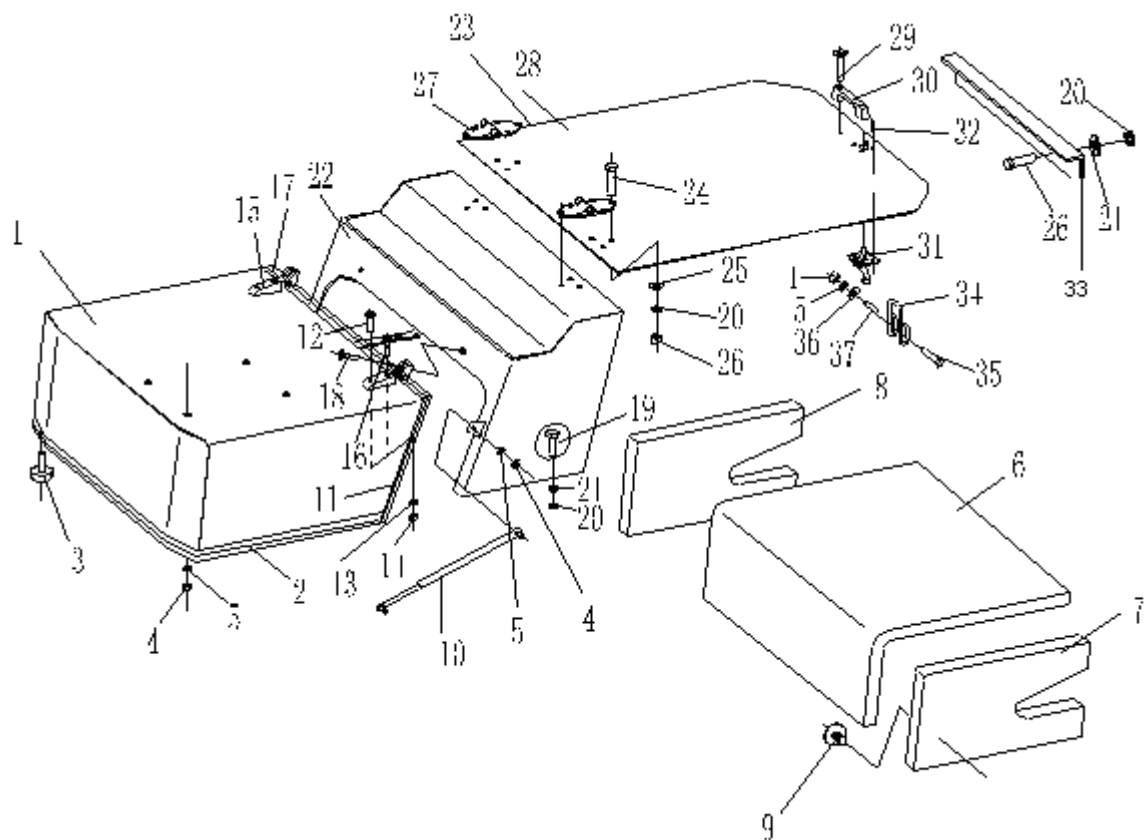
01-51-01

车架总成
FRAME ASS' Y



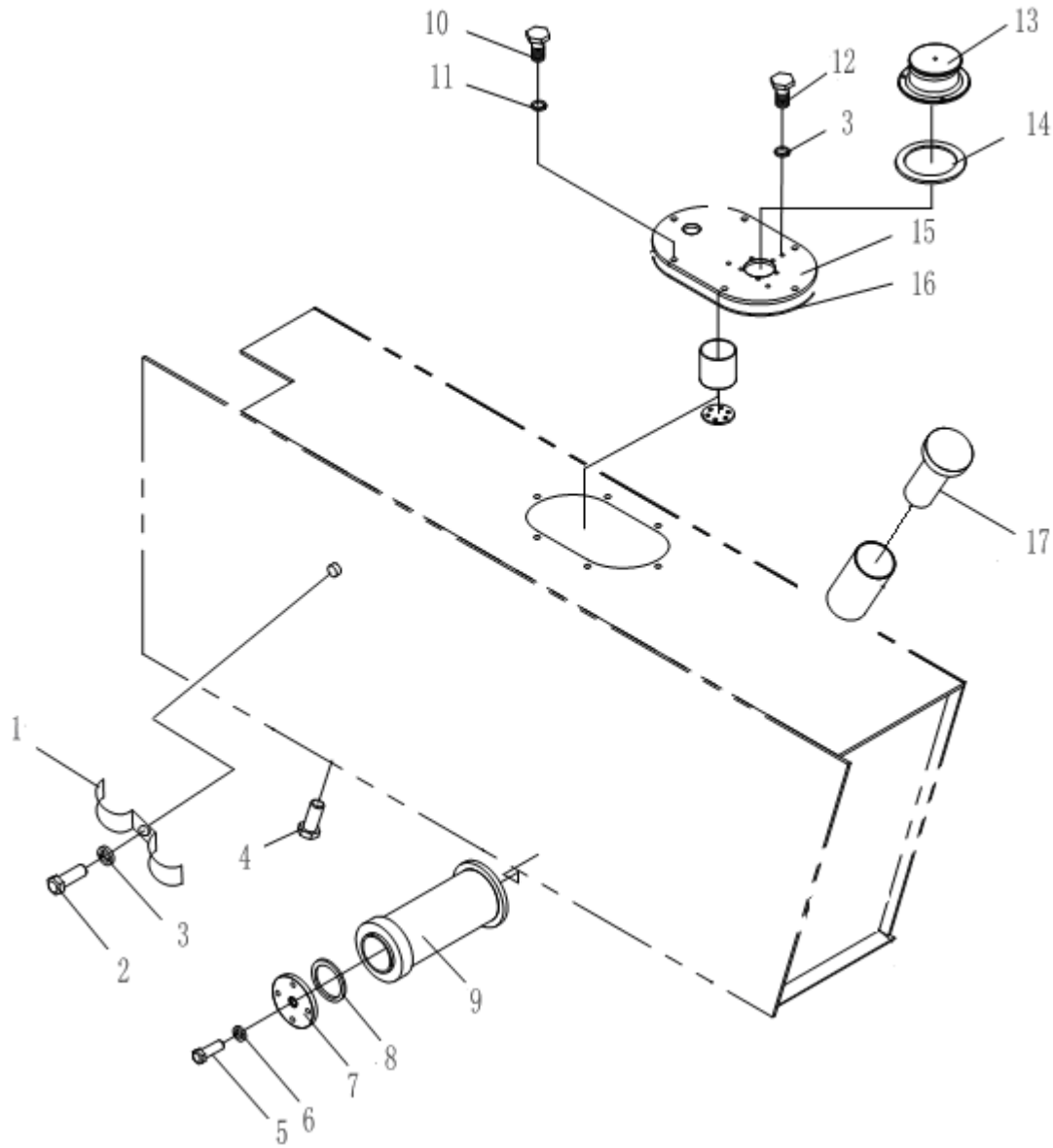
01-53-01

发动机罩总成
ENGINE HOOD ASS' Y



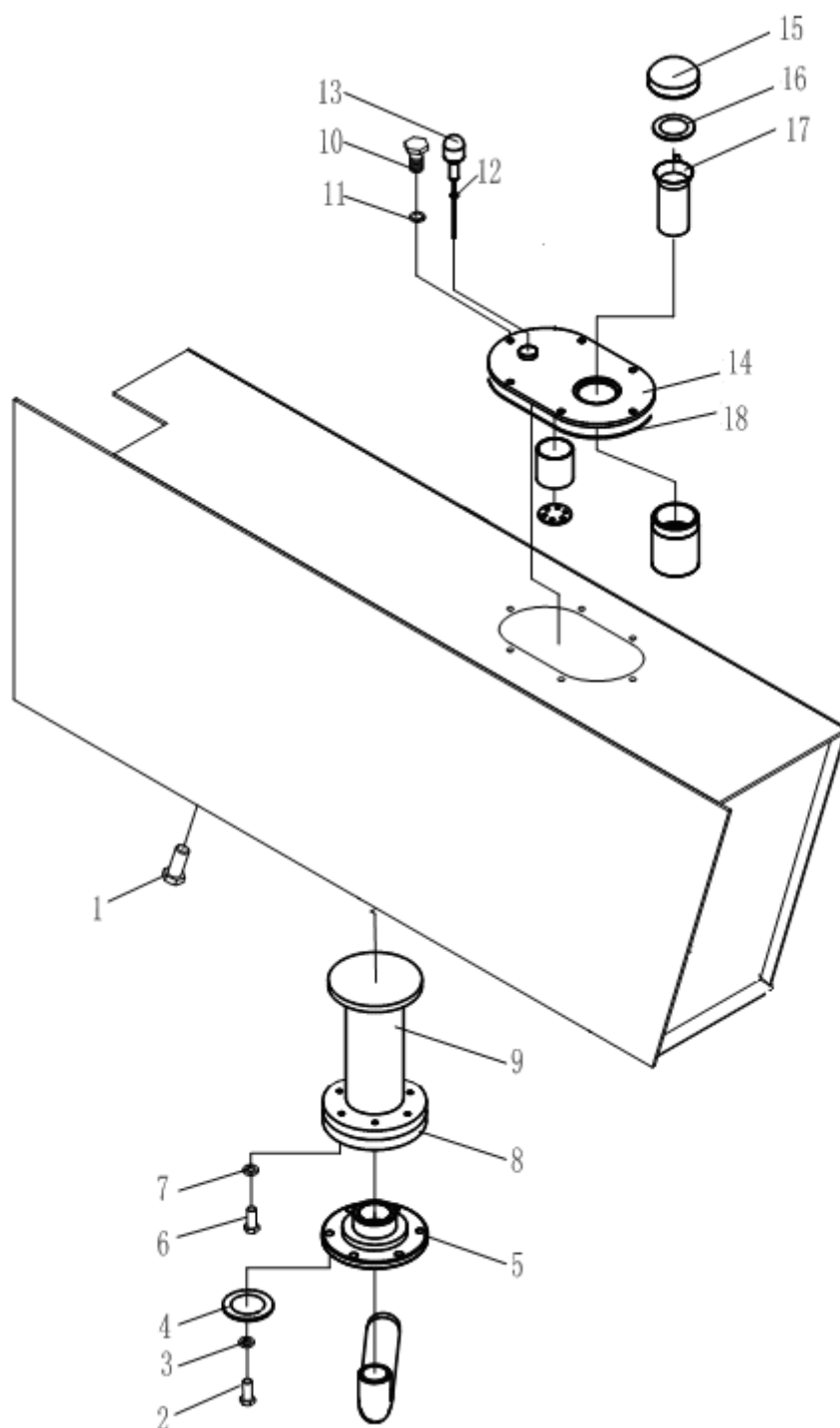
01-54-01

燃油箱安装
FUEL TANK ASSEMBLY



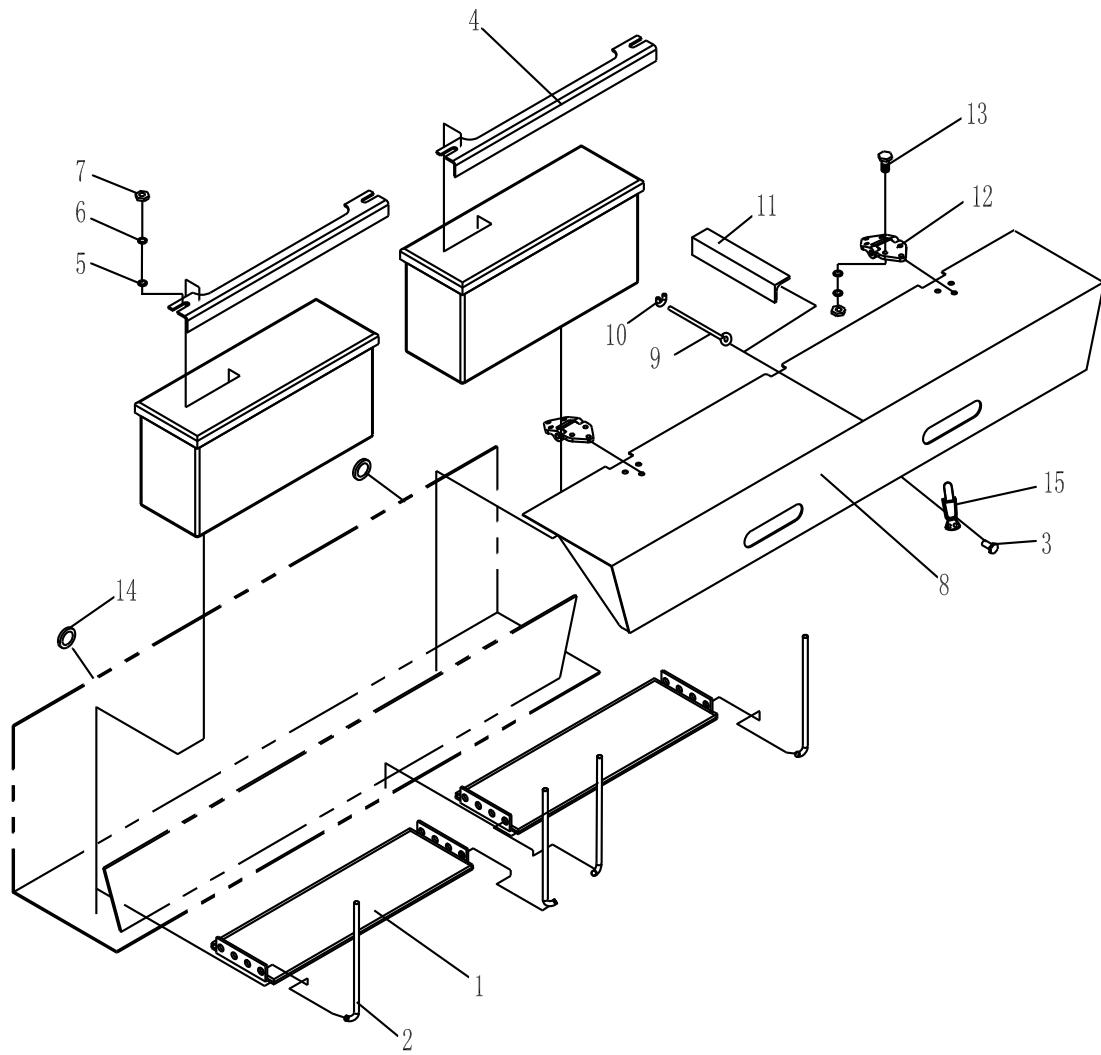
01-56-01

工作油箱安装 OIL TANK ASSEMBLY



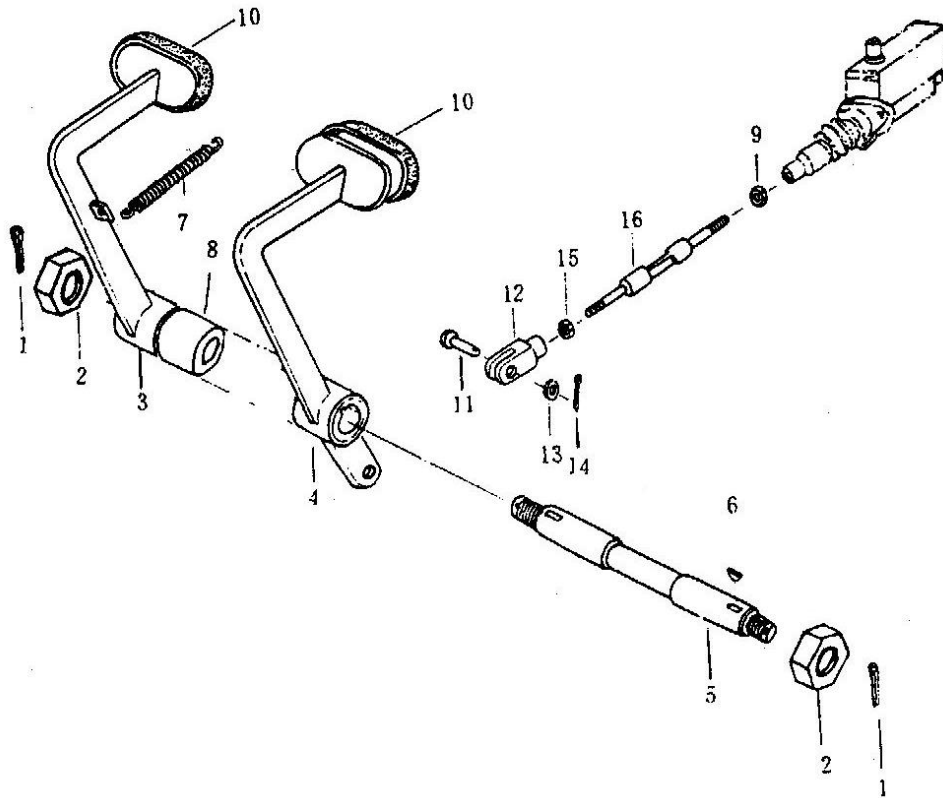
01-57-01

蓄电池安装 OIL TANK ASSEMBLY



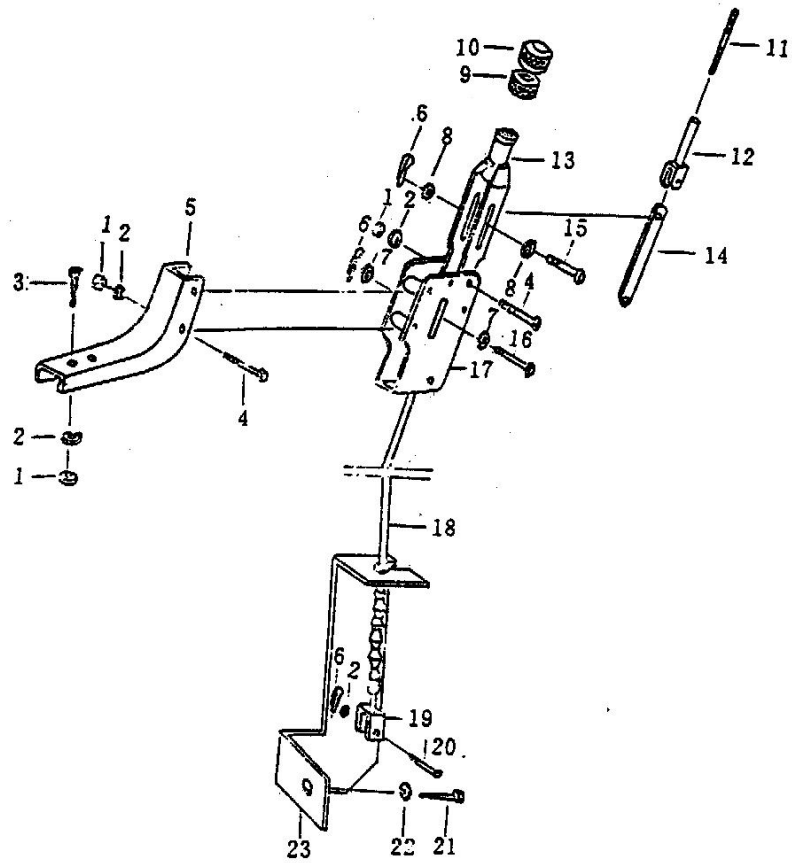
01-61-01

行车制动操纵 SERVICE BRAKE



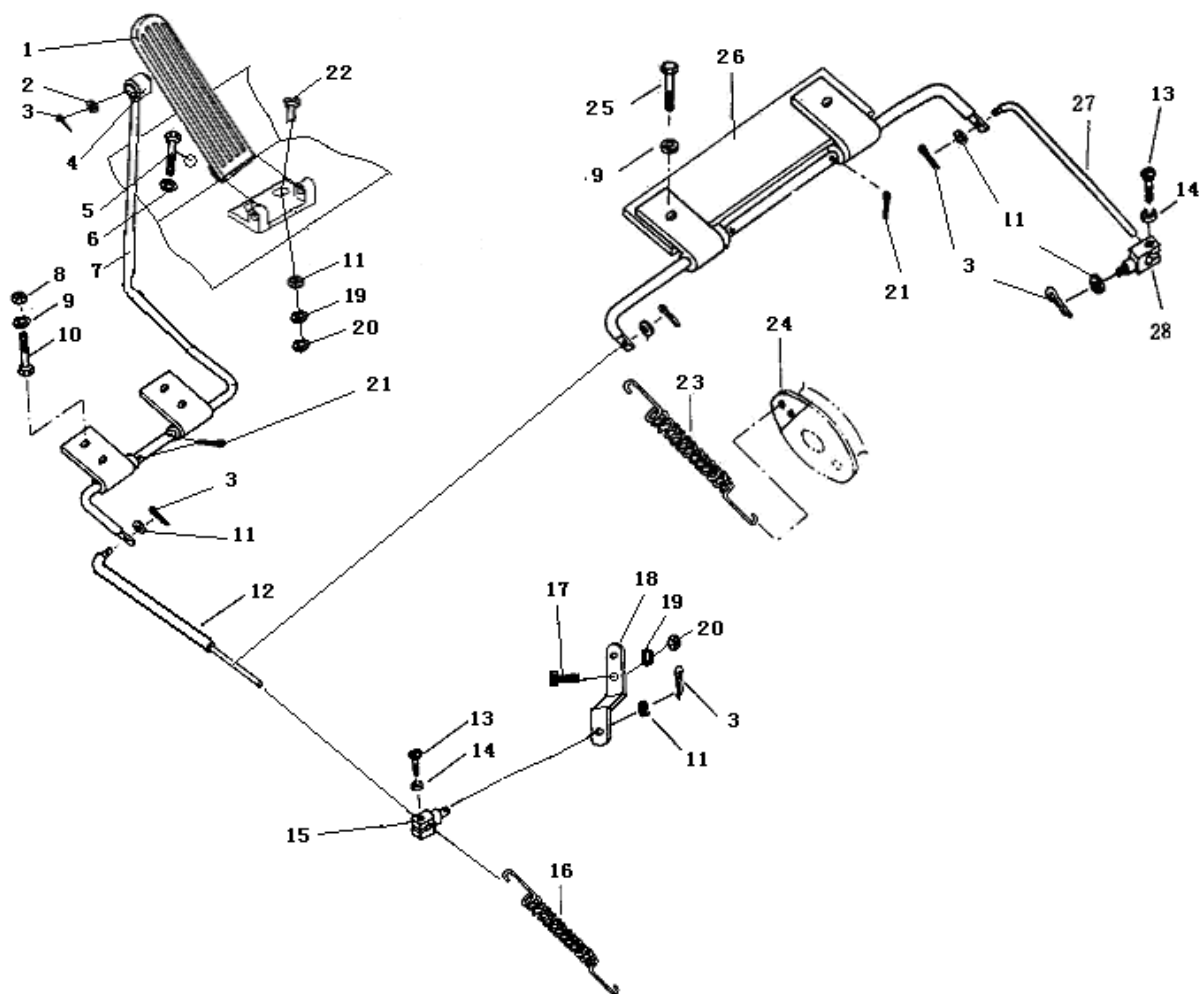
01-62-01

手制动操纵 PARKING BRAKE



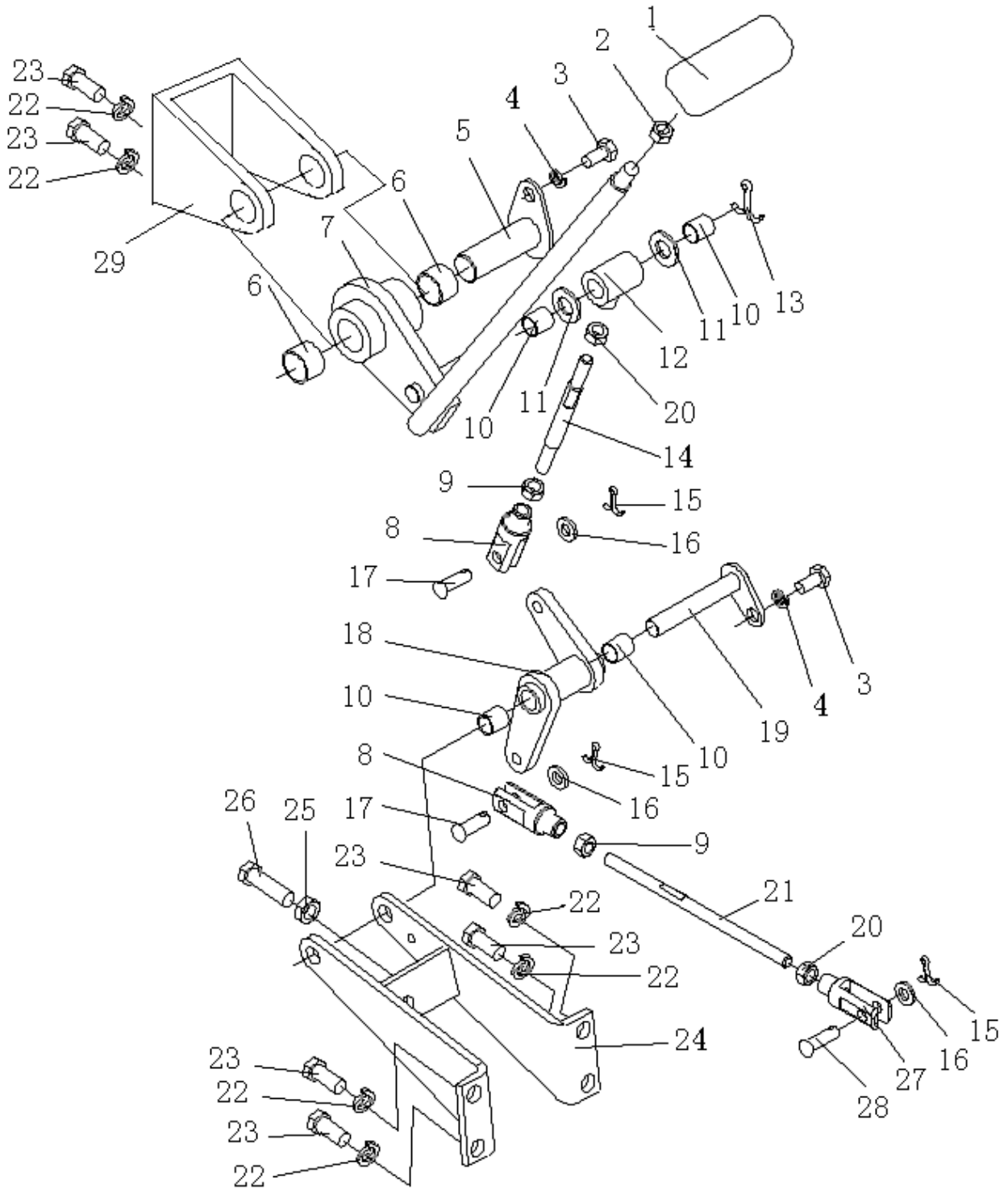
01-64-01

油门操纵 MULTIMAY VALVE



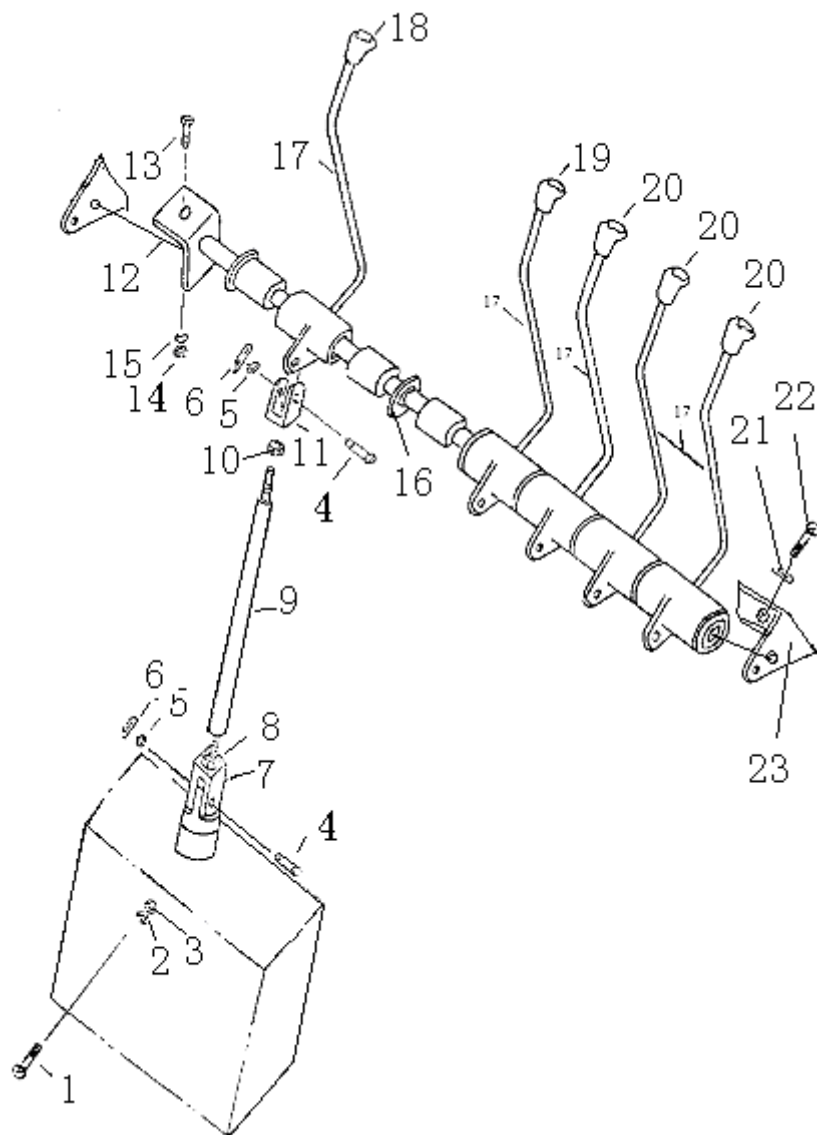
01-65-01

换挡操纵 SHIFT CONTROL



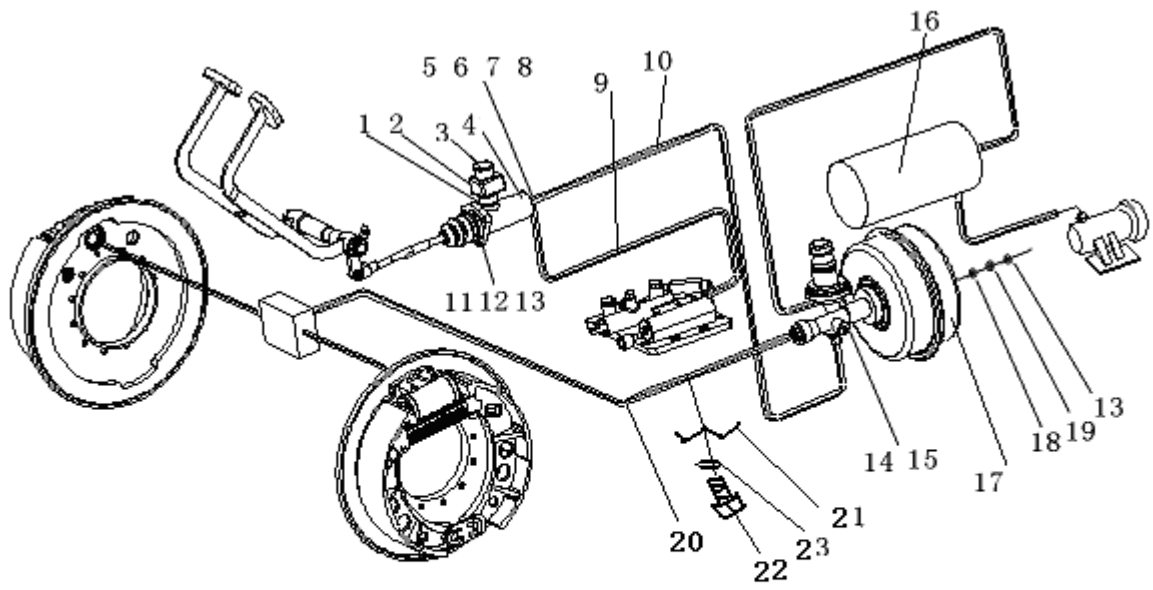
01-68-01

多路阀操纵 CONTROL VALVE



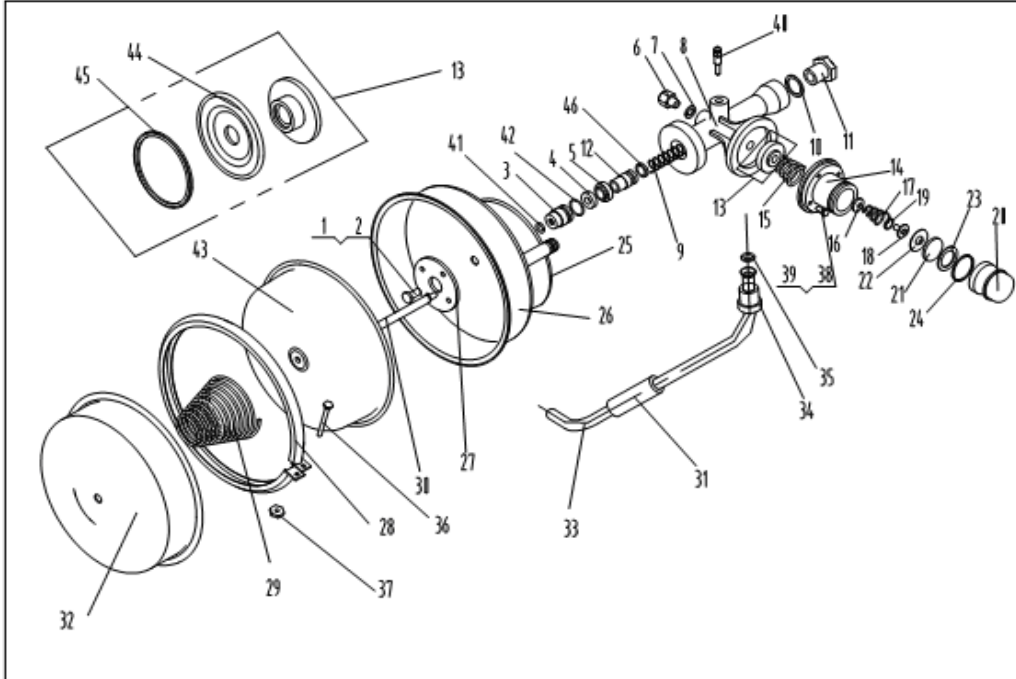
01-69-01

脚制动增力装置
SERVICE BRAKE SET



01-69-02

真空增压器总成 AIR MASTER ASS' Y



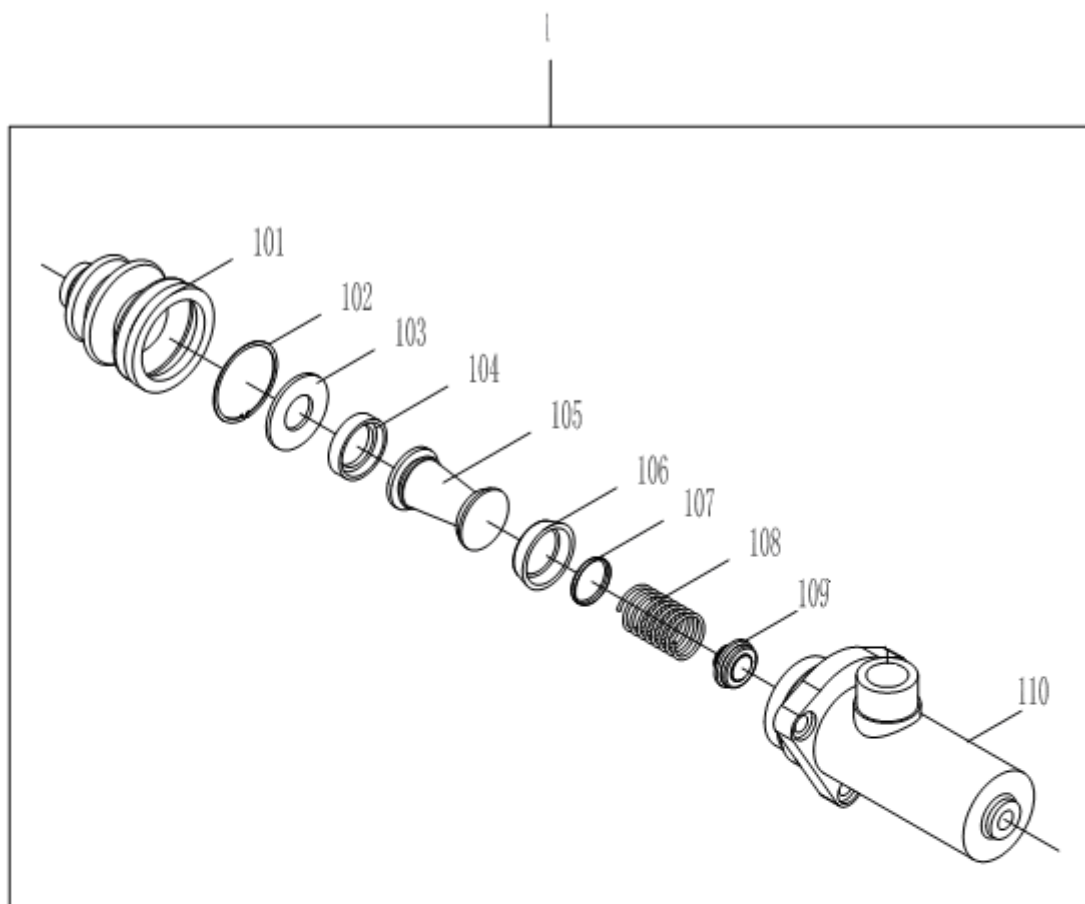
HZ-VA 真空增压器总成

易损橡胶件明细表(维修包)

序号	图号	名称	数量
4	66-IV-3510030	双口皮圈	1
19	66-IV-3510107	控制阀阀口皮圈	2
31	66-IV-3510186	真空联结胶管	1
35	66-IV-3510083	后室接管垫圈	1
41	66-IV-3510401	O型密封圈(皮碗座外)	1
42	66-IV-3510402	O型密封圈(皮碗座内)	1
43	66-IV-3510051	鼓膜	1
44	66-IV-3510104	控制膜片	1
45	66-IV-3510102	控制活塞皮圈	1
46	60-II-3510056	辅助缸活塞皮圈	1

01-69-03

制动总泵 MASTER CYLINDER

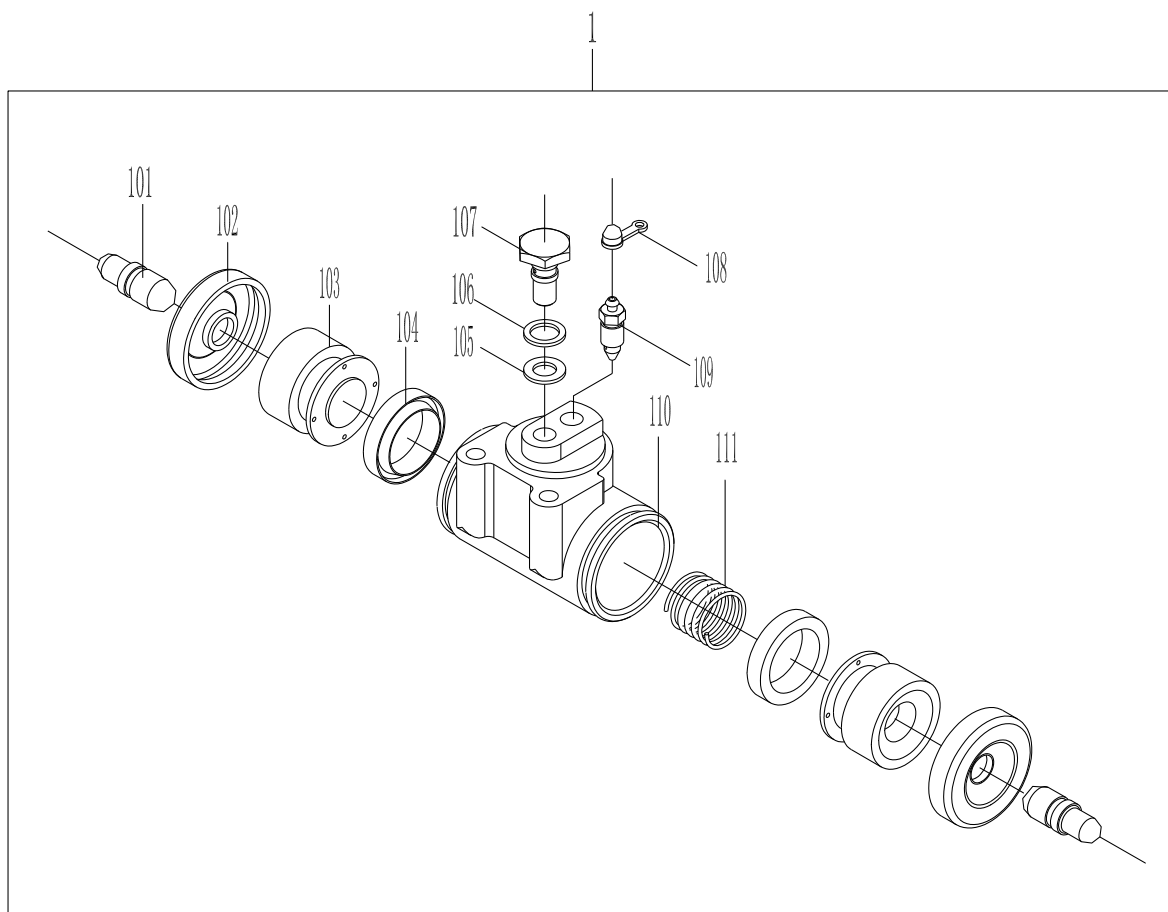


易损件明细表(修理包)

序号	图号	名称	数量
101	SH141-3505065A	主缸护罩	1
104	SH141-3505033	副皮碗	1
106	SH141-3505035A	主皮碗	1
109	SH141-3505020	油阀总成	1

01-69-04

制动分泵 MASTER CYLINDER

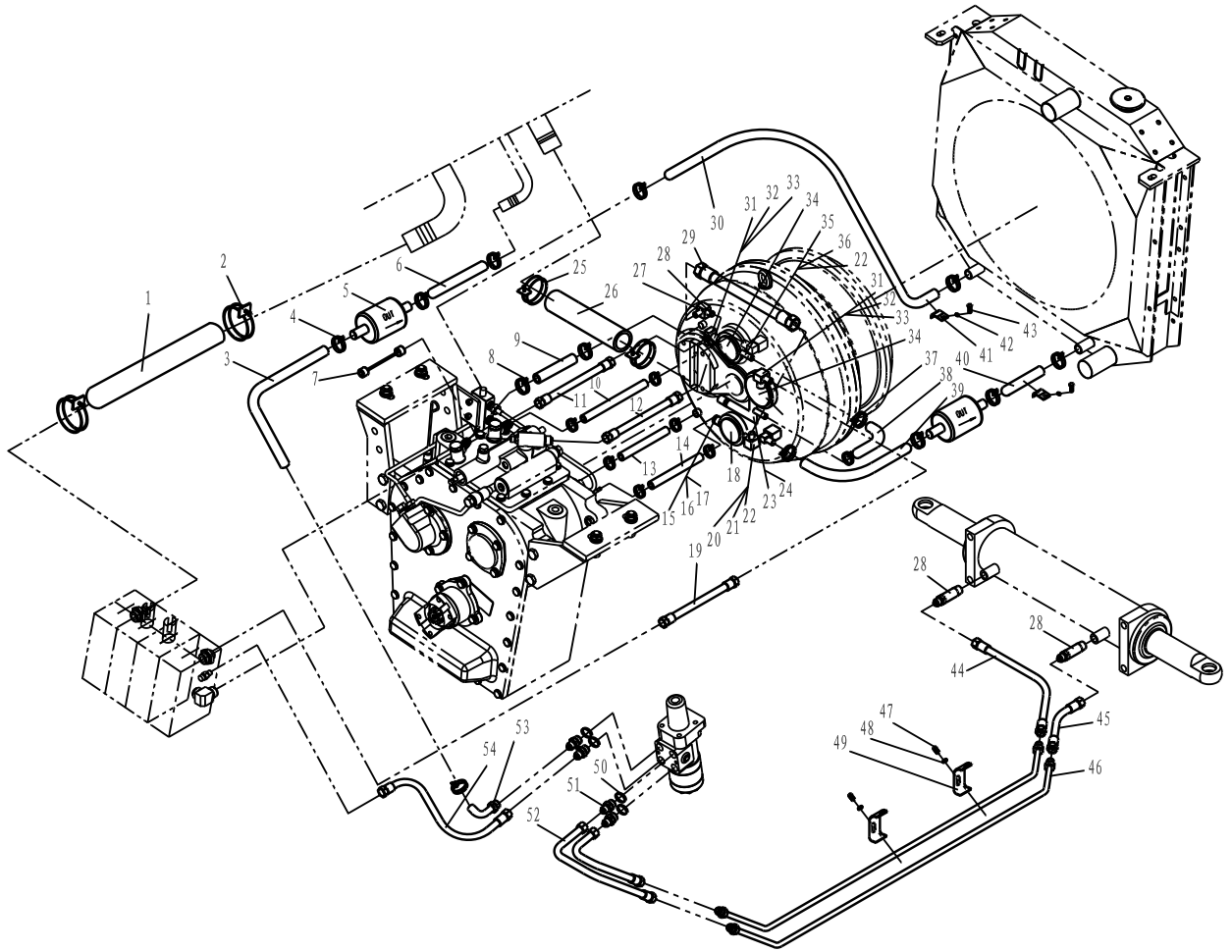


易损件明细表(修理包)

序号	图号	名称	数量
102	47616-027	防尘皮碗	2
104	A508	分泵皮碗	2

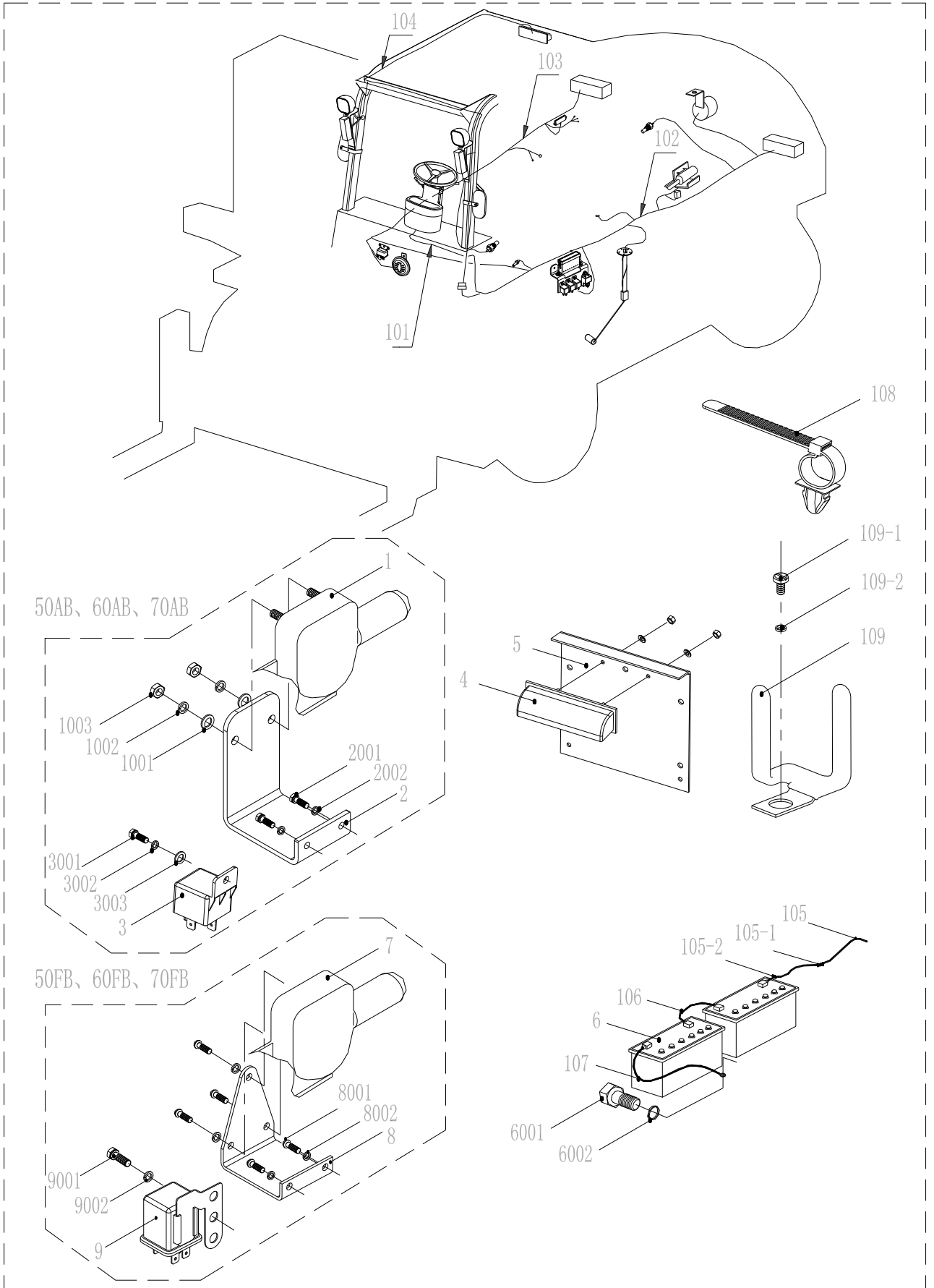
01-71-01

底盘液压 PIPING SYSTEM



01-81-01

电气系统 (第一部分)
ELECTRICAL SYSTEM (PART-1)



01-81-01

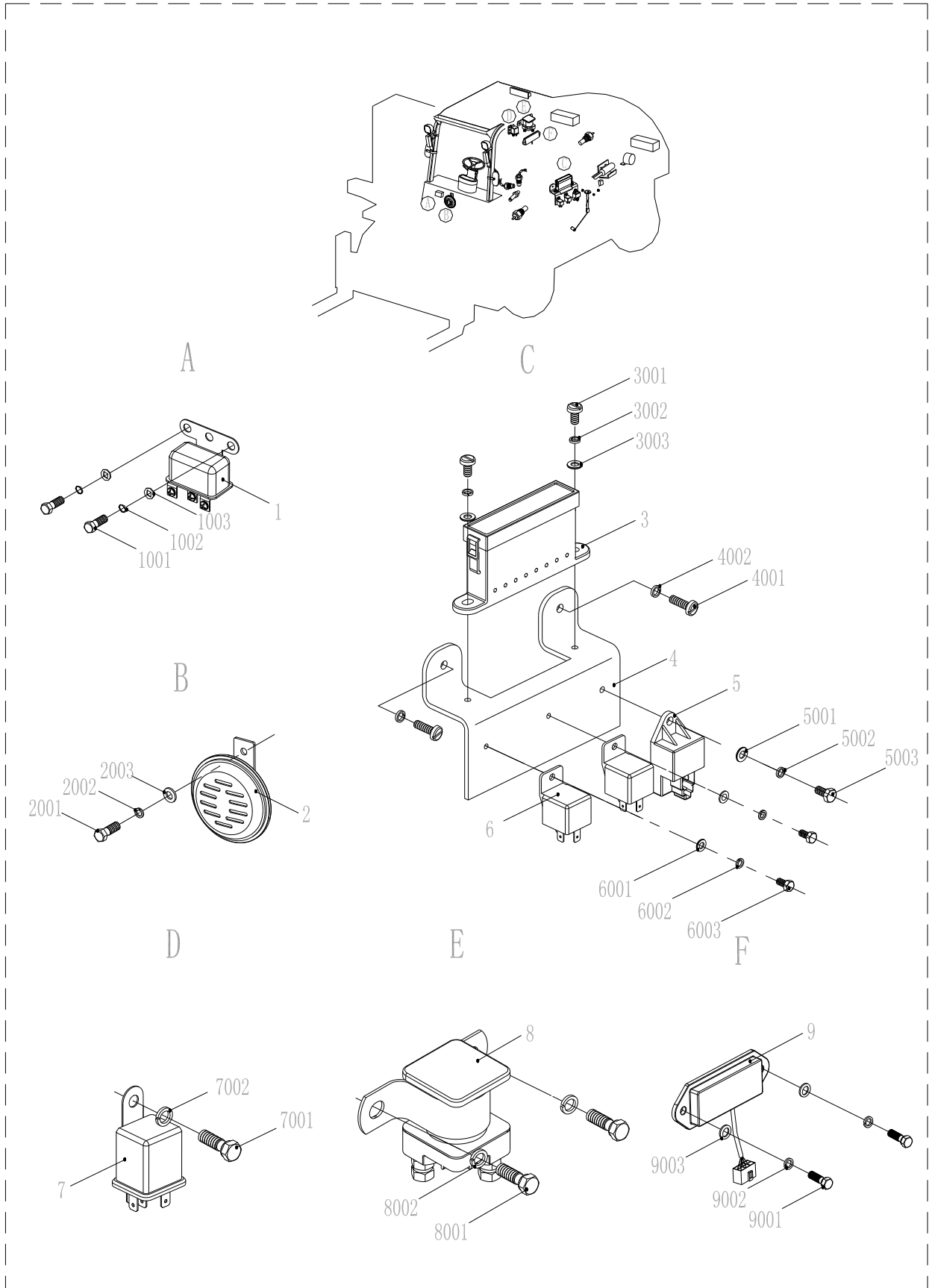
电气系统（第一部分）
ELECTRICAL SYSTEM (PART-

01 : CPCD50AC 04 :
CPCD50FC
02 : CPCD60AC 05 :
CPCD60FC

序号 ITEM NO	零件编号 PART NO	零件名称及规格 PART NAME & DESCRIPTION	数量 Q' TY								备注 REMARK	
			适用车型 APPLICABLE SERIAL NO									
			01	02	03	04	05	06	07	08		
101	A847B I Z. 24. 6 A847B II Z. 24. 3 80XCB8140000	主线束 WIRING HARNESS, MAIN 同上 同上	1	1	1		1	1	1		1	
102	A847B I Z. 24. 5 A847B II Z. 24. 2 80XCB8130000	左线束 WIRING HARNESS, LEFT 同上 同上	1	1	1		1	1	1		1	
103	A847B I Z. 24. 4 A847B II Z. 24. 1 80XAC8140000	右线束 WIRING HARNESS, RIGHT 同上 同上	1	1	1		1	1	1		1	
104	A847B I Z. 24. 7 A847B I Z. 96. 2. 1	护顶架线 HARNESS, PROTECTING HOUSING 司机室线束 HARNESS, CAB	1	1	1	1	1	1	1	1	1	护顶架车用 司机室车用
105	A847B I Z. 24. 3 80XAC8130000	蓄电池到起动机电缆 CABLE, BATTERY TO STARTER 同上	1	1	1	1	1	1	1	1	1	
105-1	A847. 24A. 1 80XA8000001	胶环 LOOP RUBBER	1	1	1	1	1	1	1	1	1	
105-2	Q/DC. J. 056103	胶环 28×7 LOOP BUBBER 28×7	1	1	1	1	1	1	1	1	1	
106	A847B I Z. 24. 2 80XAC8120000	蓄电池联接电缆 CABLE, CONNECT WITH BATTERY 同上	1	1	1	1	1	1	1	1	1	
107	A847B I Z. 24. 1 80XAC8110000	蓄电池接地电缆 CABLE, BATTERY TO EARTH 同上	1	1	1	1	1	1	1	1	1	
108	ZDG150×8	线夹 CLIP	24	24	24	24	24	24	24	24	3	
109	COM-15 NES-15063	夹子 CLAMP 夹子 CLAMP	1	1	1	1	1	1	1	1	1	12
109-1	GB5781	螺栓 M6×12 BOLT M6×12	1	1	1	1	1	1	1	1	1	12
109-2	GB93	垫圈 6 WASHER SPRING 6	1	1	1	1	1	1	1	1	1	12
4	DPC5-24V	牌照灯 LAMP, LICENSE	1	1	1	1	1	1	1	1	1	
5	A847A I Z. 96. 2-1	牌照灯支架 LICENSE BRACKET	1	1	1	1	1	1	1	1	1	
6	N100 6-QW-120/12V	蓄电池 BATTERY 同上	2	2	2	2	2	2	2	2	2	
6001	GB5781	螺栓 M10×20 BOLT M10×20	1	1	1	1	1	1	1	1	1	
6002	GB93	垫圈 10 WASHER, SPRING 10	1	1	1	1	1	1	1	1	1	
6003	GB97. 1	垫圈 10 WASHER, PLAIN 10	1	1	1	1	1	1	1	1	1	
7	MV2-17A/24V	熄火装置 CHOKE, ENG STOP				1	1	1				发动机带
8	A847A I. 24B. 00-1	熄火器支架 BRACKET, CHOKE				1	1	1				
8001	GB67	螺钉 M6×20 SCREW M6×20				2	2	2				
8002	GB93	垫圈 6 WASHER, SPRING 6				2	2	2				
9	MR5A-052-8/24V	熄火继电器 RELAY, EGN STOP				1	1	1				发动机带
9001	GB5781	螺栓 M5×12 BOLT M5×12				1	1	1				
9002	GB93	垫圈 5 WASHER, SPRING 5				1	1	1				

01-81-01

电气系统（第二部分）
ELECTRICAL SYSTEM (PART-



01-81-01

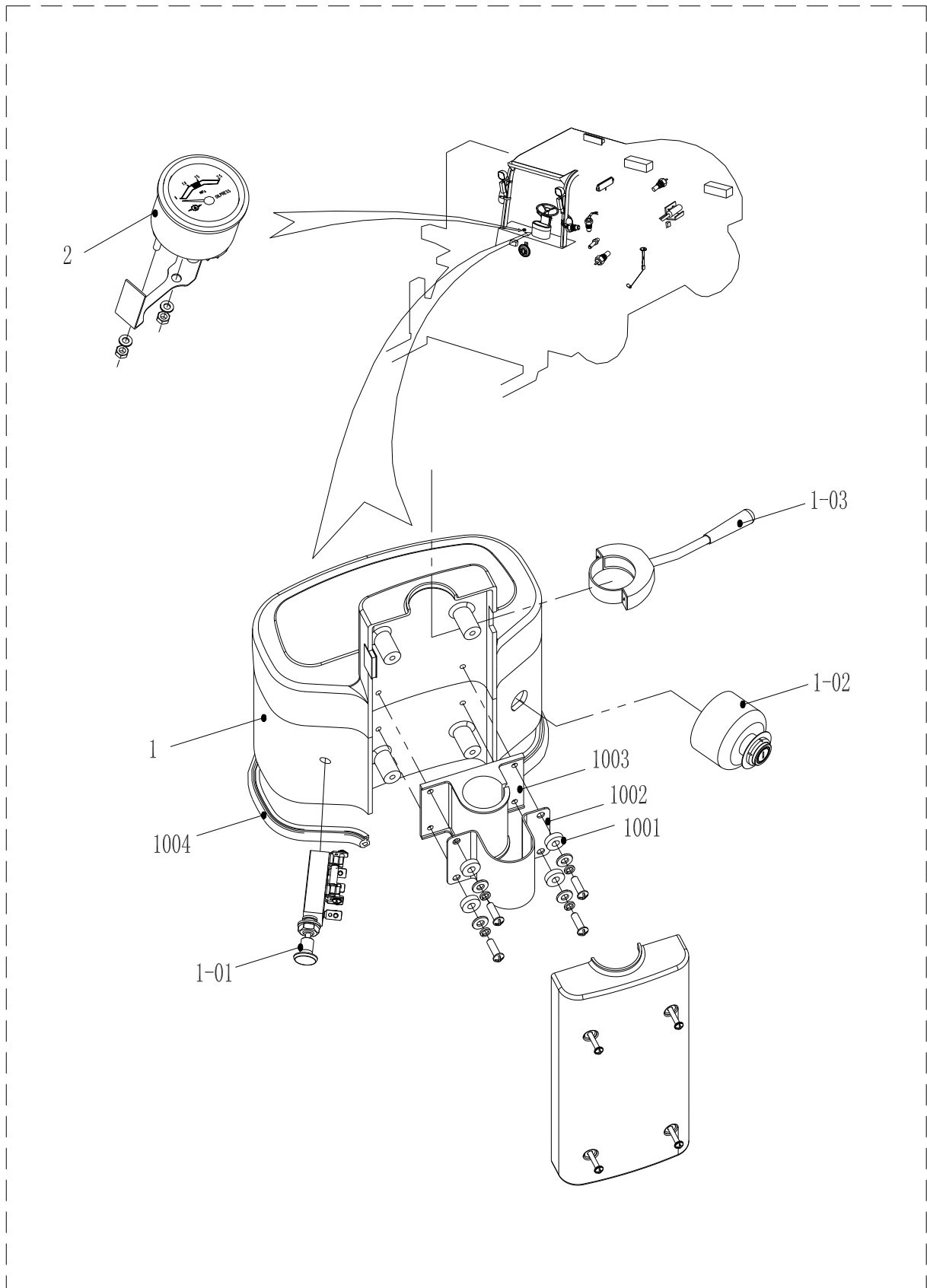
电气系统（第二部分）
ELECTRICAL SYSTEM (PART-

01 : CPCD50AC 04 :
CPCD50FC
02 : CPCD60AC 05 :
CPCD60FC

序号 ITEM NO	零件编号 PART NO	零件名称及规格 PART NAME & DESCRIPTION	数量 Q' TY										备注 REMARK	
			适用车型 APPLICABLE SERIAL NO											
			01	02	03	04	05	06	07	08				
A	1	JL2B-24V	喇叭继电器	RELAY, HORN	1	1	1	1	1	1	1	1	1	
	1001	GB5781	螺栓 M6×12	BOLT M6×12	2	2	2	2	2	2	2	2	2	
	1002	GB93	垫圈 6	WASHER, SPRING 6	2	2	2	2	2	2	2	2	2	
	1003	GB97.1	垫圈 6	WASHER, PLAIN 6	2	2	2	2	2	2	2	2	2	
B	2	DL50GA/24V	电喇叭	ELECTRIC HORN	1	1	1	1	1	1	1	1	1	
	2001	GB5781	螺栓 M8×20	BOLT M8×20	1	1	1	1	1	1	1	1	1	
	2002	GB93	垫圈 8	WASHER, SPRING 8	1	1	1	1	1	1	1	1	1	
	2003	GB97.1	垫圈 8	WASHER, PLAIN 8	1	1	1	1	1	1	1	1	1	
C	3	BX2085X/24V	保险丝盒	FUSE BOX	1	1	1	1	1	1	1	1	1	
	3001	GB67	螺钉 M6×12	SCREW M6×12	2	2	2	2	2	2	2	2	2	
	3002	GB93	垫圈 6	WASHER, SPRING 6	2	2	2	2	2	2	2	2	2	
	3003	GB97.1	垫圈 6	WASHER, PLAIN 6	2	2	2	2	2	2	2	2	2	
	4	A847B I Z. 24. 00-1	支架	BRACKET	1	1	1	1	1	1	1	1	1	
	4001	GB67	螺钉 M6×16	SCREW M6×16	2	2	2	2	2	2	2	2	2	
	4002	GB93	垫圈 6	WASHER, SPRING 6	2	2	2	2	2	2	2	2	2	
	5	SG252	闪光器	FLASHER	1	1	1	1	1	1	1	1	1	
	5001	GB5781	螺栓 M6×12	BOLT M6×12	1	1	1	1	1	1	1	1	1	
	5002	GB93	垫圈 6	WASHER, SPRING 6	1	1	1	1	1	1	1	1	1	
	5003	GB97.1	垫圈 6	WASHER, PLAIN 6	1	1	1	1	1	1	1	1	1	
	D	6	HG4190/024-1Z9	继电器	RELAY	2	2	2	2	2	2	2	2	2
6001		GB5781	螺栓 M5×12	BOLT M5×12	2	2	2	2	2	2	2	2	2	
6002		GB93	垫圈 5	WASHER, SPRING 5	2	2	2	2	2	2	2	2	2	
6003		GB97.1	垫圈 5	WASHER, PLAIN 5	2	2	2	2	2	2	2	2	2	
E	7	MR5A-052-8	充电指示灯继电器	RELAY, CHARGE LAMP				1	1	1				
	7001	GB5781	螺栓 M6×12	BOLT M6×12				1	1	1				
	7002	GB93	垫圈 6	WASHER, SPRING 6				1	1	1				
F	8	1-82533-021-3	安全继电器	RELAY, SAFETY				1	1	1				
	8001	GB5781	螺栓 M8×20	BOLT M8×20				2	2	2				
	8002	GB93	垫圈 8	WASHER, SPRING 8				2	2	2				
F	9	JFT147-28B	电子调节器	ELECTRIC ADJUSTER	1	1	1					1	1	
	9001	GB5781	螺栓 M6×12	BOLT M6×12	2	2	2					2	2	
	9002	GB93	垫圈 6	WASHER, SPRING 6	2	2	2					2	2	
	9003	GB97.1	垫圈 6	WASHER, PLAIN 6	2	2	2					2	2	

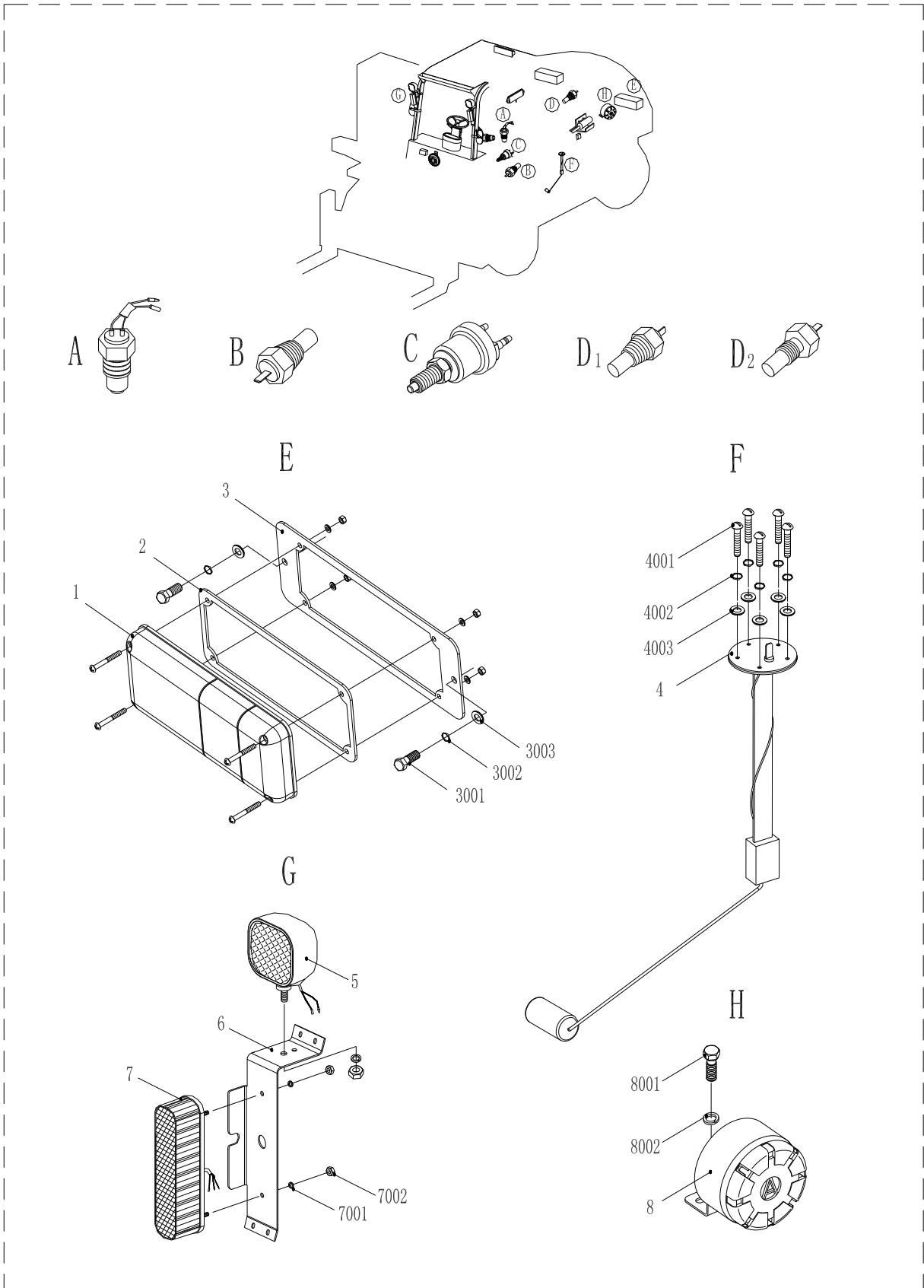
01-81-01

电气系统（第三部分）
ELECTRICAL SYSTEM (PART-



01-81-01

电气系统 (第四部分)
ELECTRICAL SYSTEM (PART-



备忘录

CONTENTS

02 升降机构 LIFT SYSTEM

02-11-01

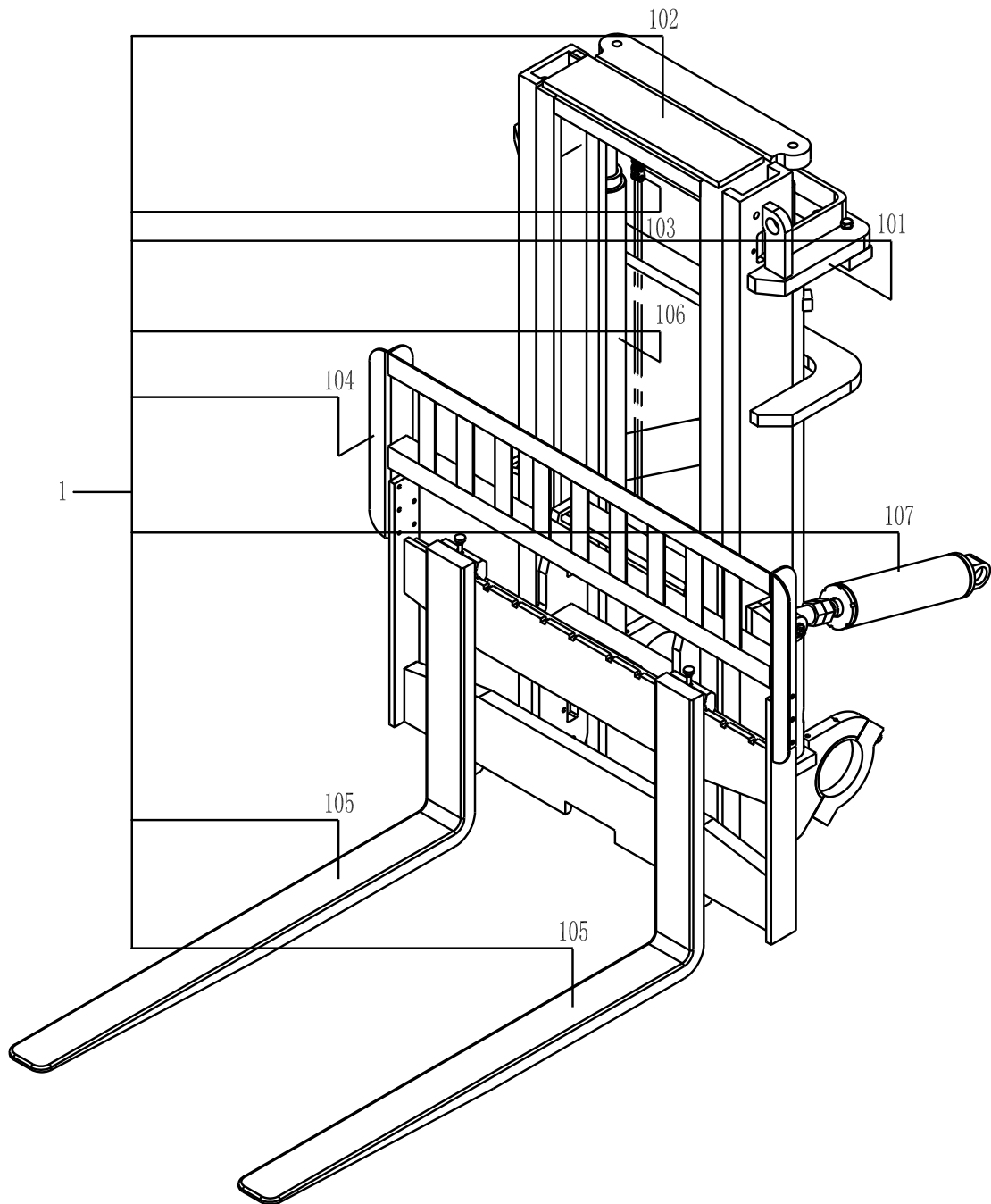
门架总成 MAST ASS' Y

01:CPCD50(CD-AC) 04:CPCD50(CD-FC)
02:CPCD60(CD-AC) 05:CPCD60(CD-FC)

序号 ITEM NO	零件编号 PART NO	零件名称及规格 PART NAME & DESCRIPTION	数量 Q' TY								备注 REMARK
			适用车型 APPLICABLE SERIAL NO								
			01	02	03	04	05	06	07	08	
1	A847A.15AA.00 A847A.15BA.00 A847A.15CA.00 A847A.15DA.00 A847A.15EA.00	升降机构 LIFT SYSTEM	1	1	1	1	1	1			起升 1700mm 起升 2000mm 起升 2300mm 起升 2500mm 起升 2700mm
1	A847A.15FA.00 A847A.15GA.00 A847A.15HA.00 A847A.15JA.00 A847A.15KA.00	升降机构 LIFT SYSTEM	1	1	1	1	1	1			起升 3000mm 起升 3300mm 起升 3500mm 起升 4000mm 起升 4500mm
1	A847A.15LA.00 A847A.15MA.00 A847A.15NA.00 A847A.15PA.00 A847A.15QA.00	升降机构 LIFT SYSTEM	1	1	1	1	1	1			起升 4800mm 起升 5000mm 起升 5400mm 起升 5500mm 起升 6000mm
1	福 A846.15.00	升降机构 LIFT SYSTEM								1	起升 3000mm 起升 4000mm
1	80XAC11FA31000 80XAC11JA31000	门架总成 MAST ASS' Y									1 起升 3000mm 起升 4000mm
1	01 A847A.15AA.1 A847A.15BA.1 A847A.15CA.1 A847A.15DA.1 A847A.15EA.1	外门架 OUTER MAST	1	1	1	1	1	1			起升 1700mm 起升 2000mm 起升 2300mm 起升 2500mm 起升 2700mm
1	01 A847A.15FA.1 A847A.15GA.1 A847A.15HA.1 A847A.15JA.1 A847A.15KA.1	外门架 OUTER MAST	1	1	1	1	1	1			起升 3000mm 起升 3300mm 起升 3500mm 起升 4000mm 起升 4500mm
1	01 A847A.15LA.1 A847A.15MA.1 A847A.15NA.1 A847A.15PA.1 A847A.15QA.1	外门架 OUTER MAST	1	1	1	1	1	1			起升 4800mm 起升 5000mm 起升 5400mm 起升 5500mm 起升 6000mm
1	01 A847A.15.4 A847H.15.4	外门架 OUTER MAST								1	起升 3000mm 起升 4000mm
1	01 80XAC11FA30000 80XAC11JA30000	外门架总成 OUTER MAST ASS' Y									1 起升 3000mm 起升 4000mm

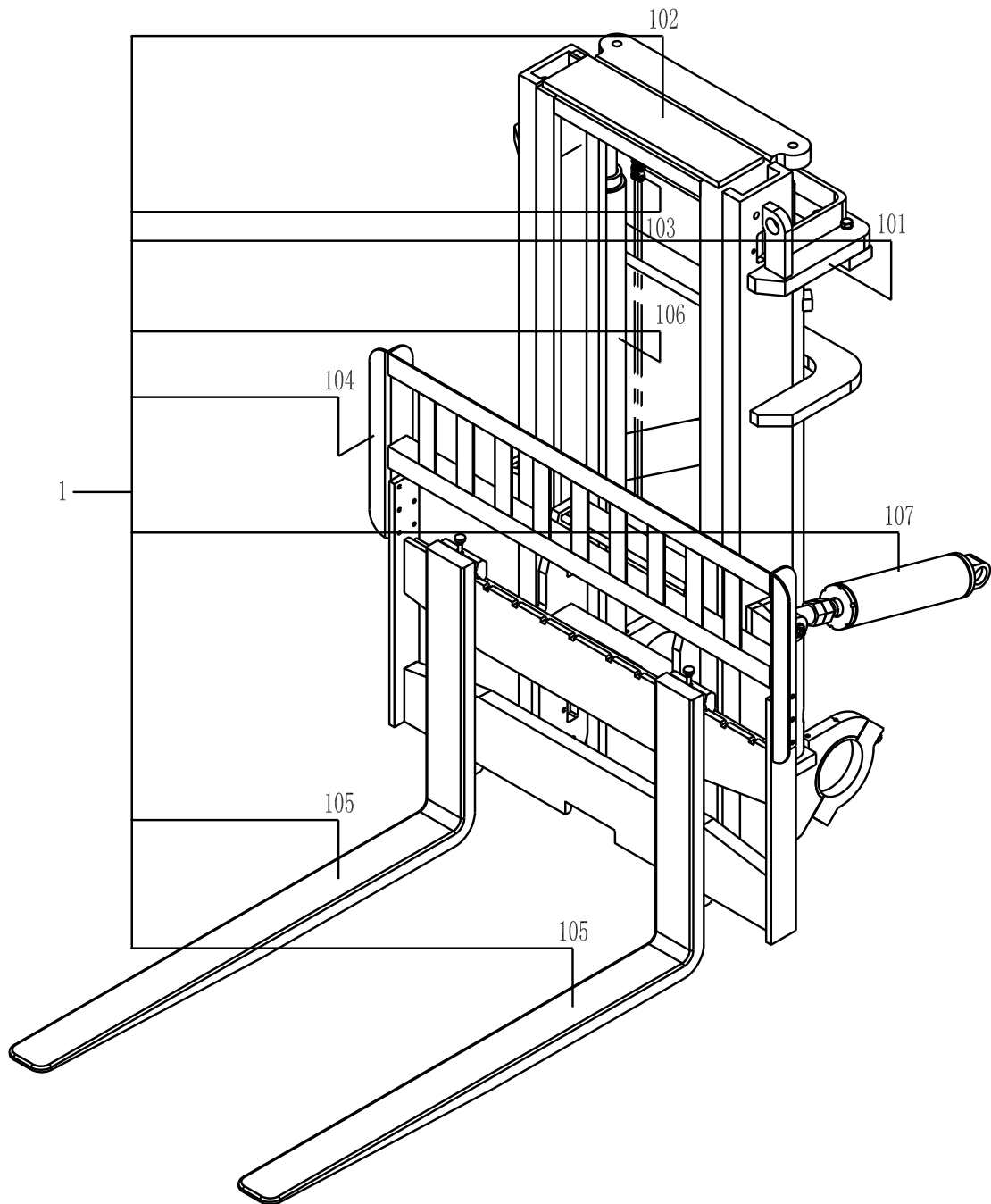
02-11-01

门架总成
MAST ASS' Y



02-11-01

门架总成
MAST ASS' Y



02-11-01

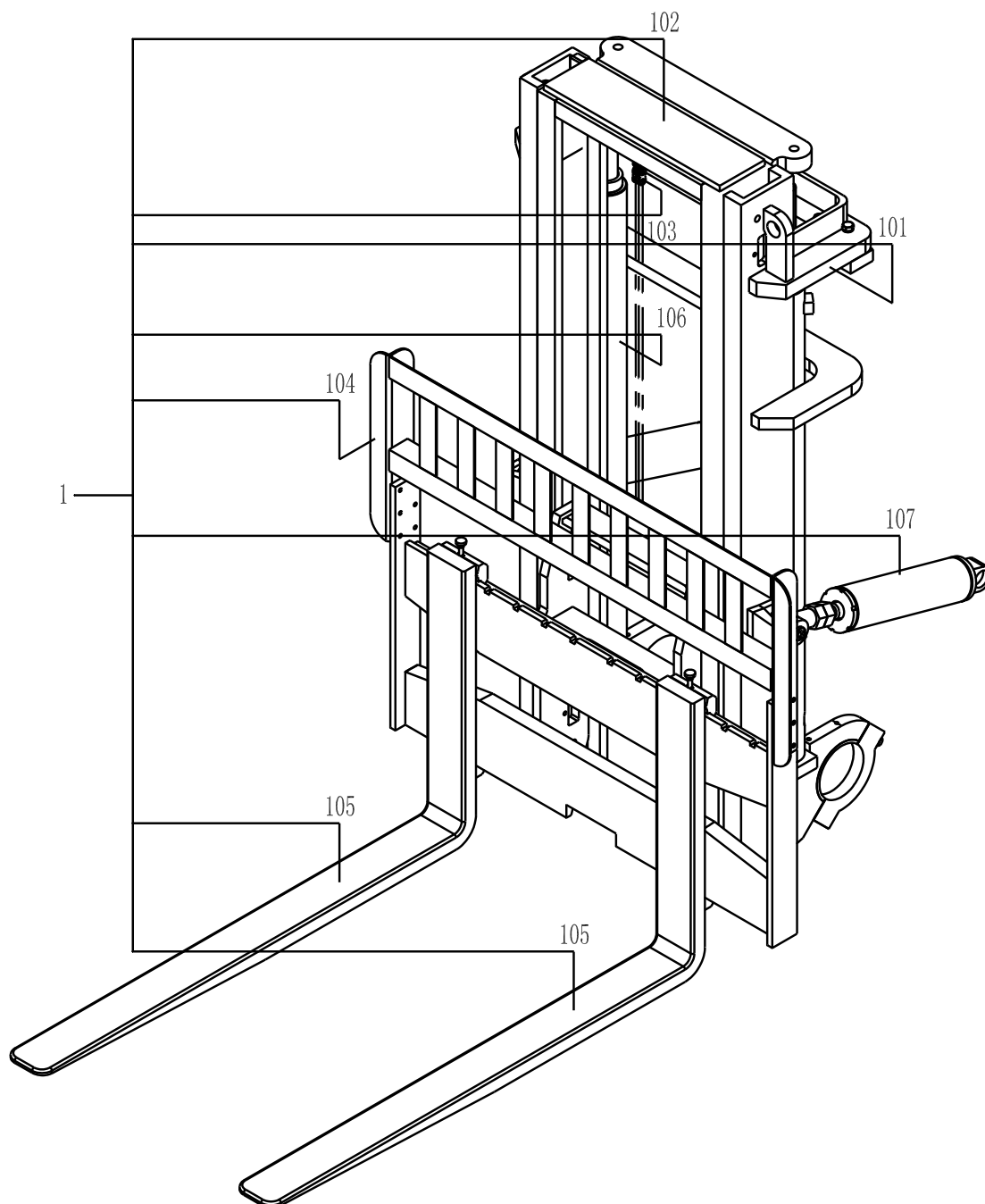
门架总成 MAST ASS' Y

01:CPCD50(CD-AC) 04:CPCD50(CD-FC)
02:CPCD60(CD-AC) 05:CPCD60(CD-FC)

序号 ITEM NO	零件编号 PART NO	零件名称及规格 PART NAME & DESCRIPTION	数量 Q' TY								备注 REMARK	
			适用车型 APPLICABLE SERIAL NO									
			01	02	03	04	05	06	07			
1	05	A847A. 15JA. 4A A847A. 15JA. 4B A847A. 15JA. 4C A847A. 15JA. 4D A847A. 15JA. 4E	货叉 FORK	2			2					(5T) 1200mm (5T) 1300mm (5T) 1400mm (5T) 1500mm (5T) 1600mm
1	05	A847A. 15JA. 4F A847A. 15JA. 4G A847A. 15JA. 4H A847A. 15JA. 4J A847A. 15JA. 4K	货叉 FORK	2			2					(5T) 1700mm (5T) 1800mm (5T) 2000mm (5T) 2200mm (5T) 2440mm
1	05	A846A. 15JA. 4A A846A. 15JA. 4B A846A. 15JA. 4C A846A. 15JA. 4D A846A. 15JA. 4E	货叉 FORK		2			2				(6T) 1200mm (6T) 1300mm (6T) 1400mm (6T) 1500mm (6T) 1600mm
1	05	A846A. 15JA. 4F A846A. 15JA. 4G A846A. 15JA. 4H A846A. 15JA. 4J A846A. 15JA. 4K	货叉 FORK		2			2				(6T) 1700mm (6T) 1800mm (6T) 2000mm (6T) 2200mm (6T) 2440mm
1	05	A845A. 15JA. 4A A845A. 15JA. 4B A845A. 15JA. 4C A845A. 15JA. 4D A845A. 15JA. 4E	货叉 FORK			2			2			(7T) 1200mm (7T) 1300mm (7T) 1400mm (7T) 1500mm (7T) 1600mm
1	05	A845A. 15JA. 4F A845A. 15JA. 4G A845A. 15JA. 4H A845A. 15JA. 4J A845A. 15JA. 4K	货叉 FORK			2			2			(7T) 1700mm (7T) 1800mm (7T) 2000mm (7T) 2200mm (7T) 2440mm
1	05	福 A847A. 15. 1. 5	货叉 FORK							2		(7T) 1350mm
1	05	80XAC15AR00000 80XAC15BR00000 80XAC15CR00000 80XAC15DR00000 80XAC15ER00000	货叉总成 FORK ASS' Y								2	(8T) 1200mm (8T) 1350mm (8T) 1500mm (8T) 1600mm (8T) 1700mm
1	05	80XAC15FR00000 80XAC15GR00000 80XAC15HR00000 80XAC15JR00000	货叉总成 FORK ASS' Y								2	(8T) 1800mm (8T) 2000mm (8T) 2200mm (8T) 2440mm

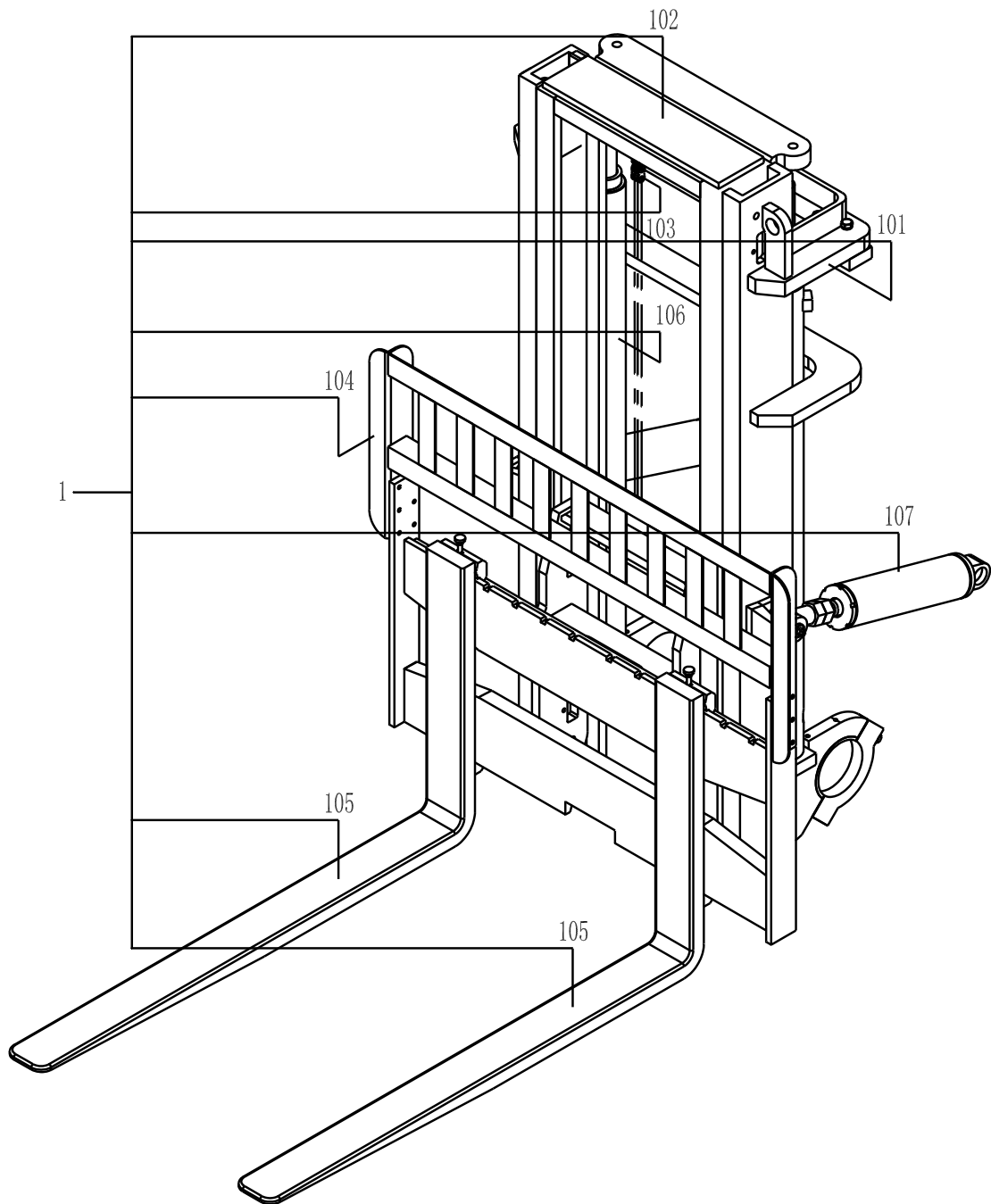
02-11-01

门架总成
MAST ASS' Y



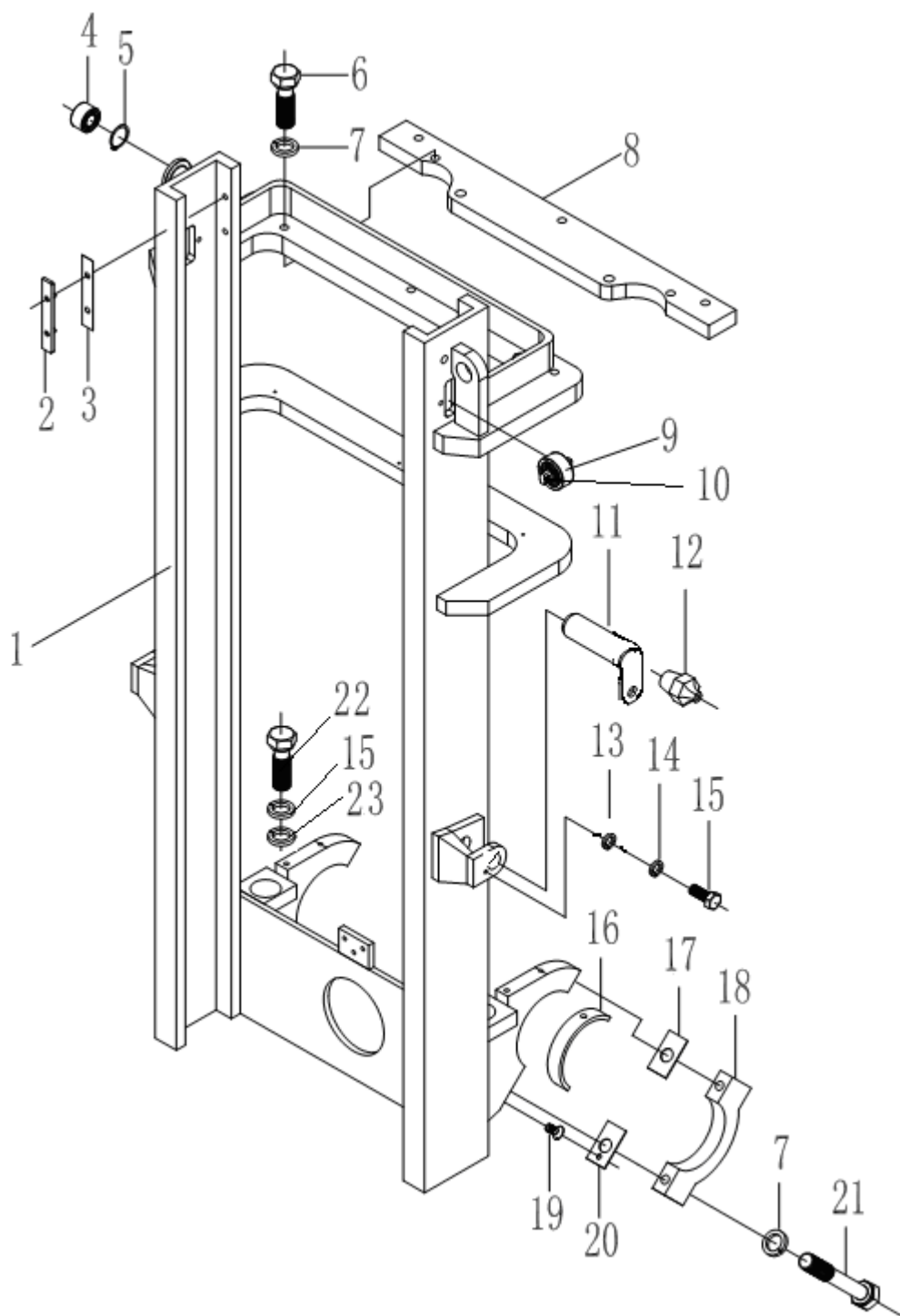
02-11-01

门架总成
MAST ASS' Y



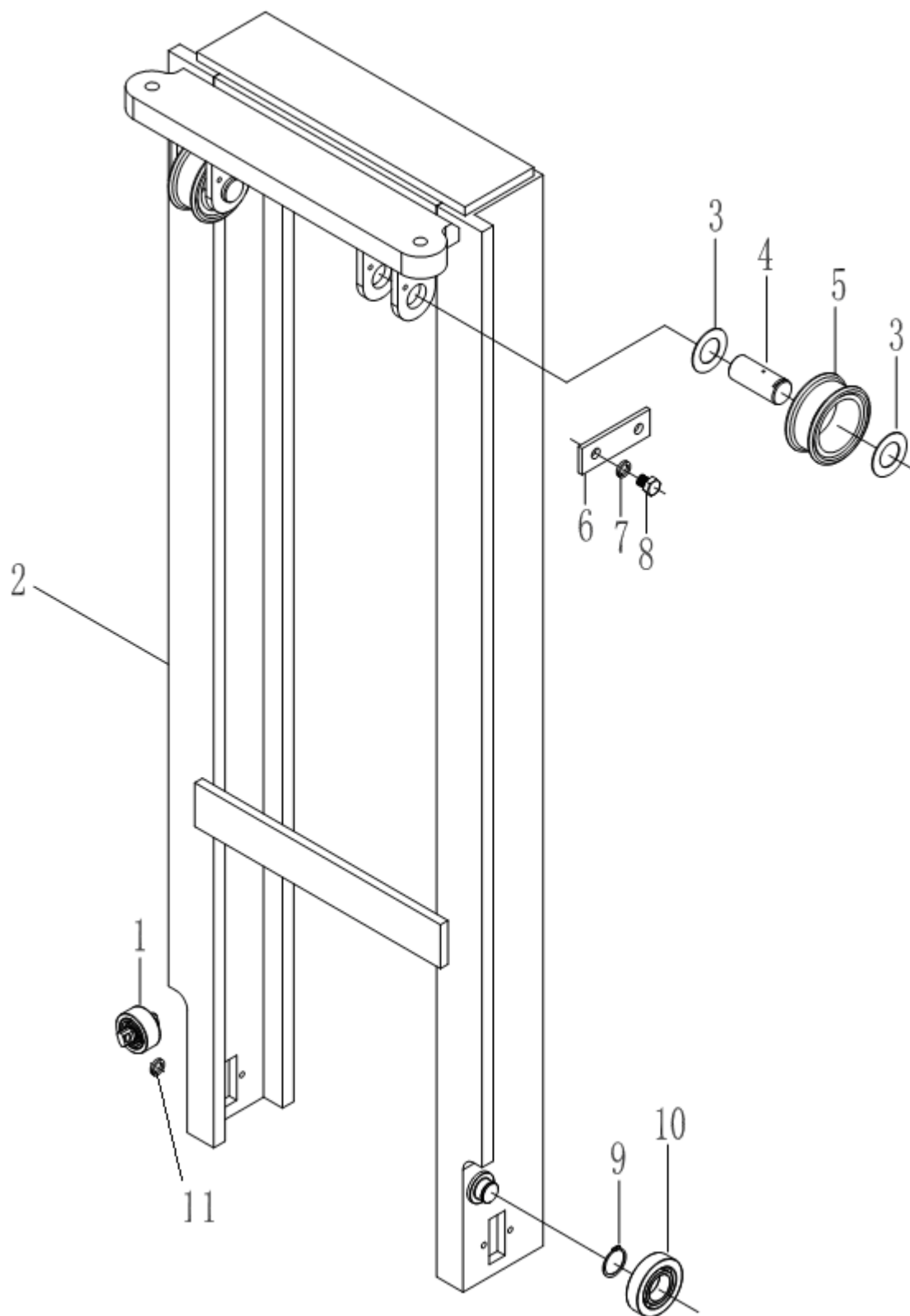
02-11-02

外门架 OUTER MAST



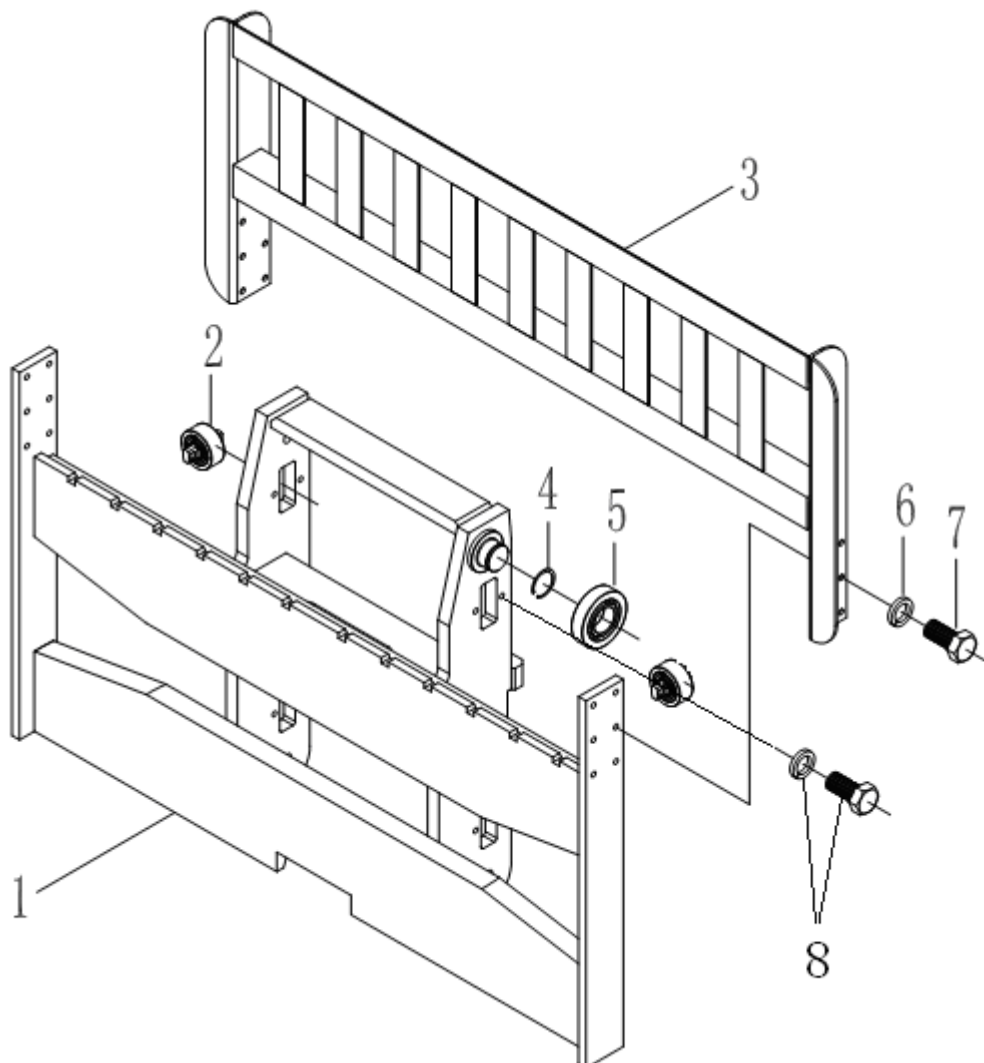
02-11-03

内门架
INNER MAST



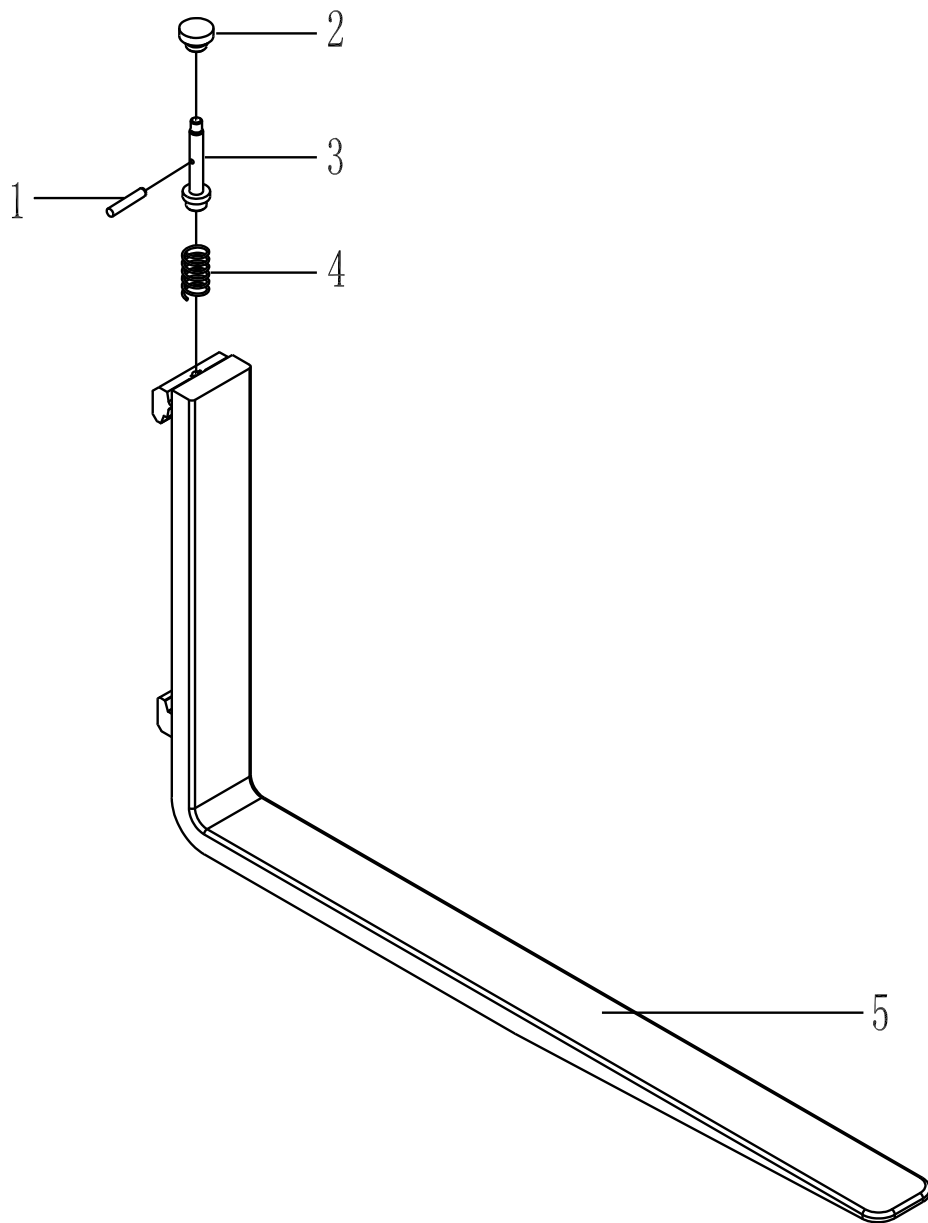
02-13-01

货叉架总成
LIFT BRACKET ASS'



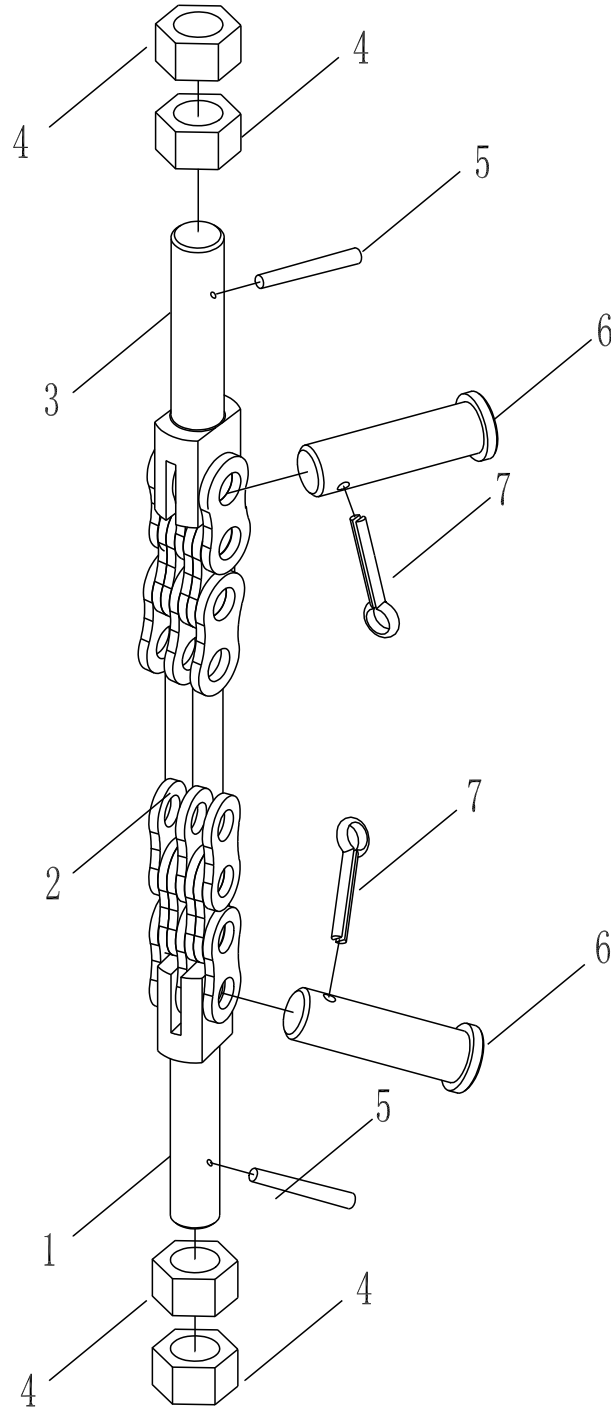
02-15-01

货叉总成
FORK ASS' Y



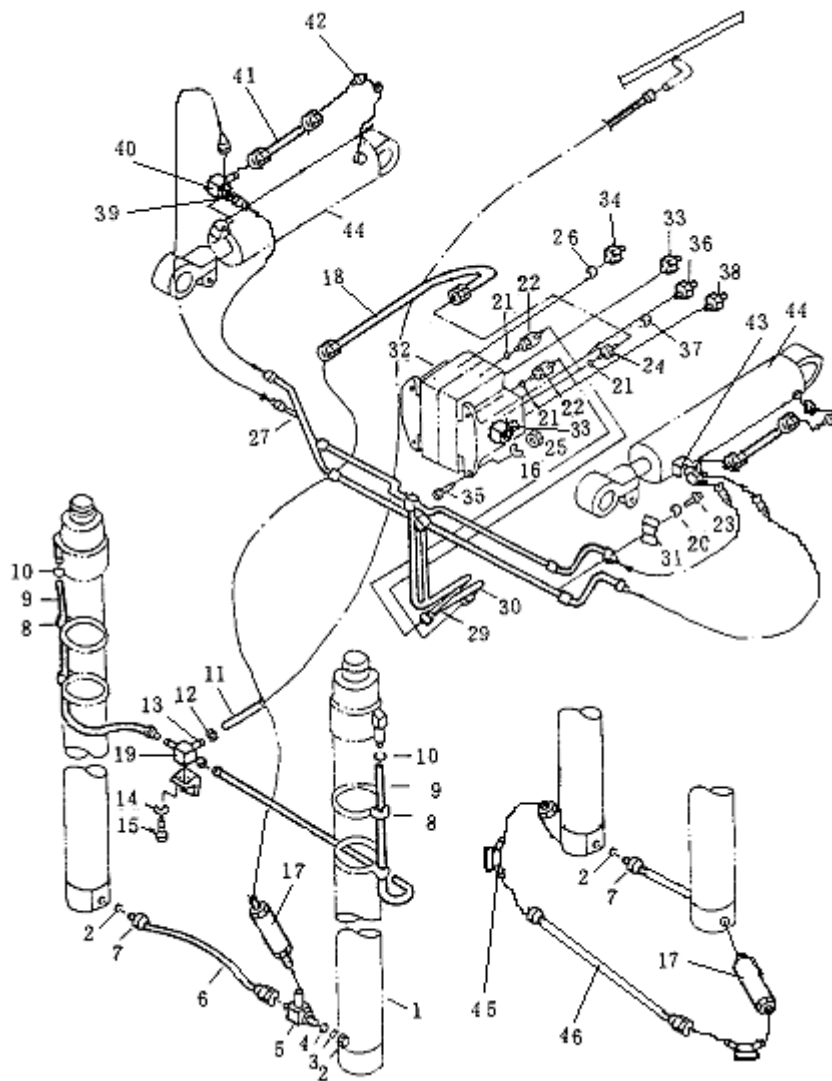
02-19-01

链条总成
CHAIN ASS' Y



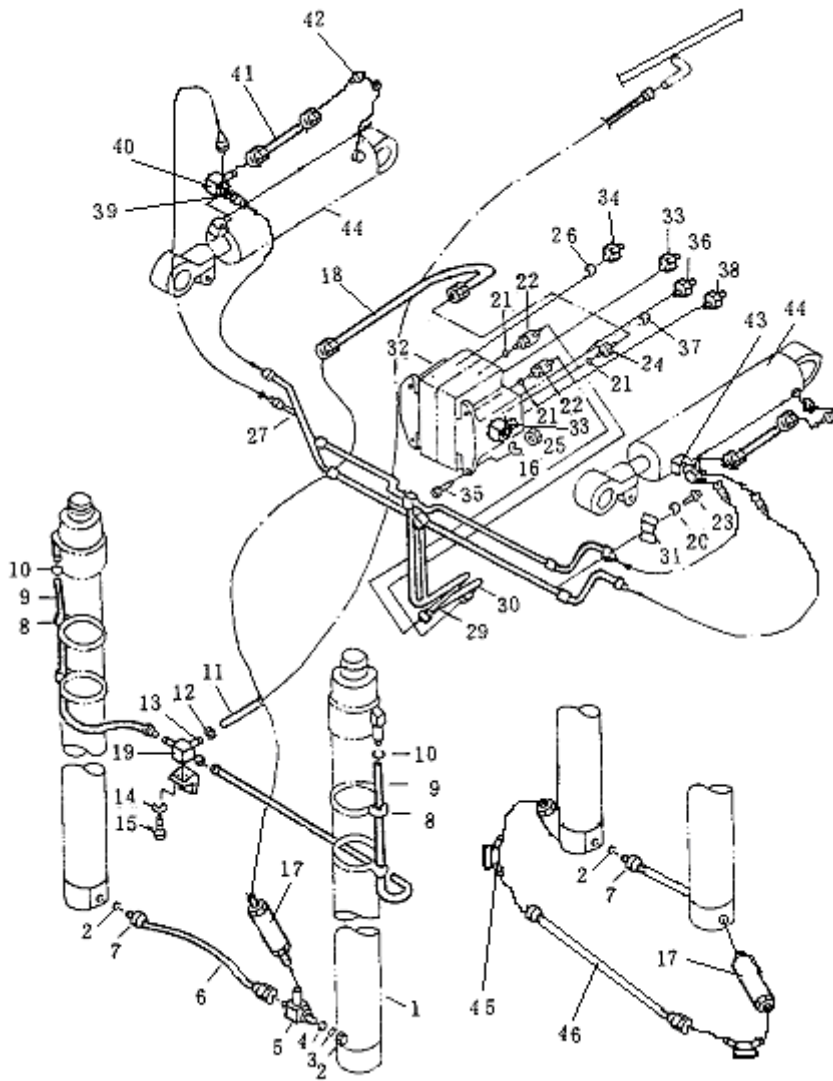
02-72-01

门架液压 MAST PIPING



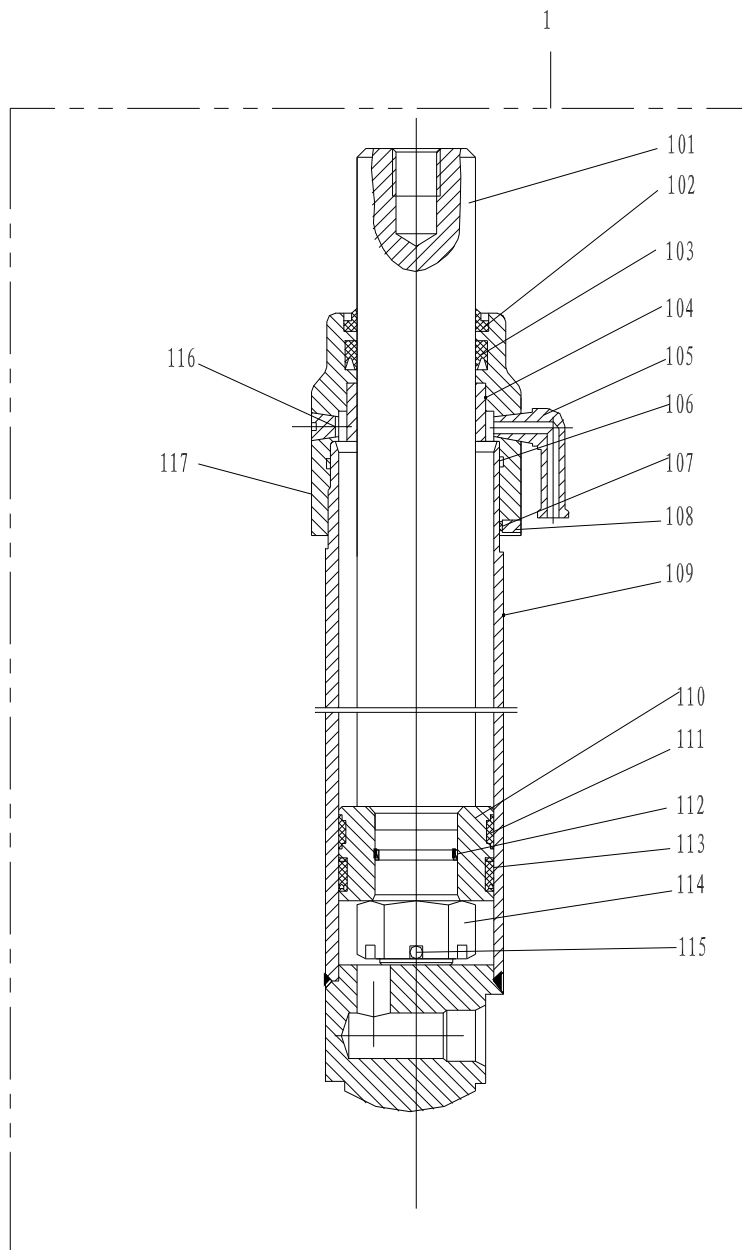
02-72-01

门架液压 MAST PIPING



02-72-

起升油缸(1700mm ~ 4000mm)
LIFT CYLINDER(1700mm ~

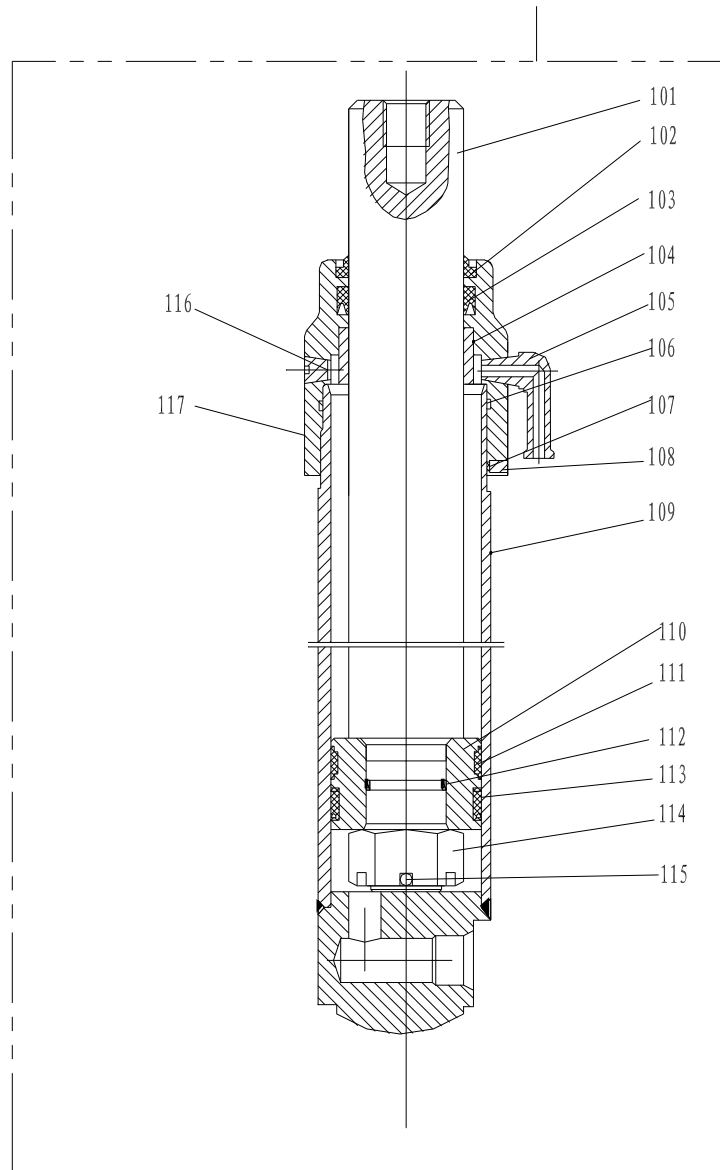


易损件明细表(修理包)

序号	图号	名称	数量
102	DKB(AR3313F5)	防尘圈63×77×8	1
103	IDIC(FU0789F0)	轴用Y型圈d63×78×10	1
106	GB1235-1976	O形密封圈100×5.7	1
112	GB1235-1976	O形密封圈40×3.1	1
113	ODIC(FU0934H0)	孔用Y型圈80×65×10 配挡圈80×65×2	1
111	A847A.15(A~J)A.5-05	支承环80 ×74×25	1

02-72-

起升油缸(4500mm ~ 6000mm)
LIFT CYLINDER(4500mm ~

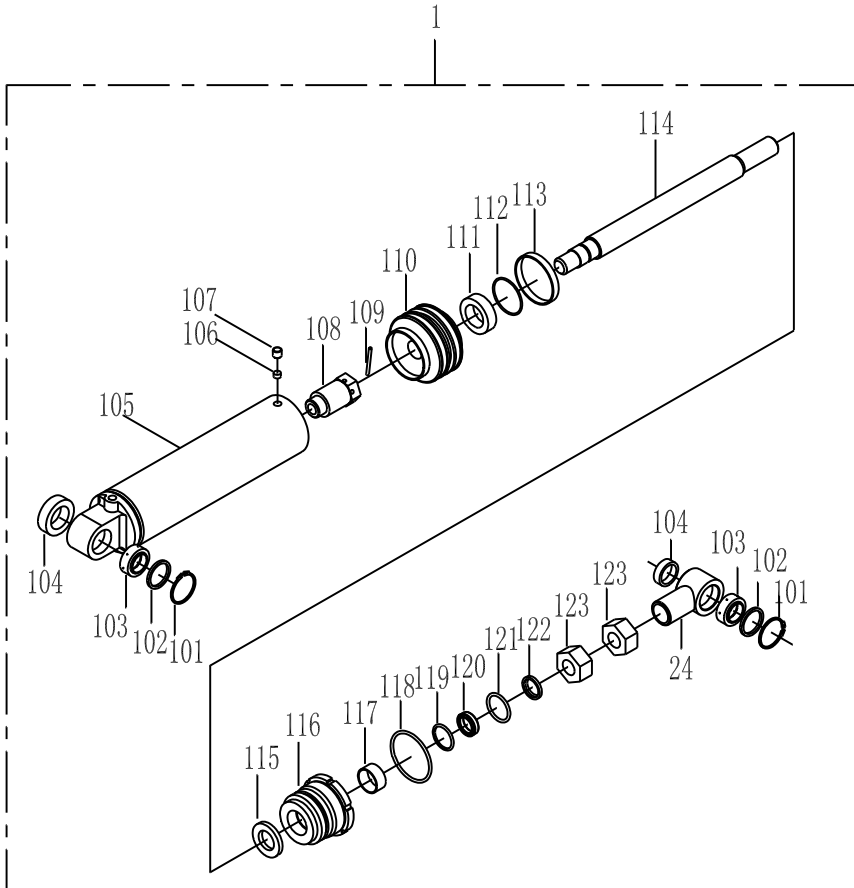


易损件明细表(修理包)

序号	图号	名称	数量
102	DKB(AR3493F5)	防尘圈70×84×8	1
103	IDI(FU0857F0)	轴用Y型圈d70×85×9	1
106	GB1235-1976	O形密封圈100×5.7	1
112	GB1235-1976	O形密封圈40×3.1	1
113	ODI(FU0934H0)	孔用Y型圈80×65×10 配挡圈80×65×2	1
111	A847A.15(K-Q)A.5-05	支承环80×74×25	1

02-72-

倾斜油缸 (前 6° ~ 后 6°)
TILT CYLINDER (FORWARD 3 ° ~

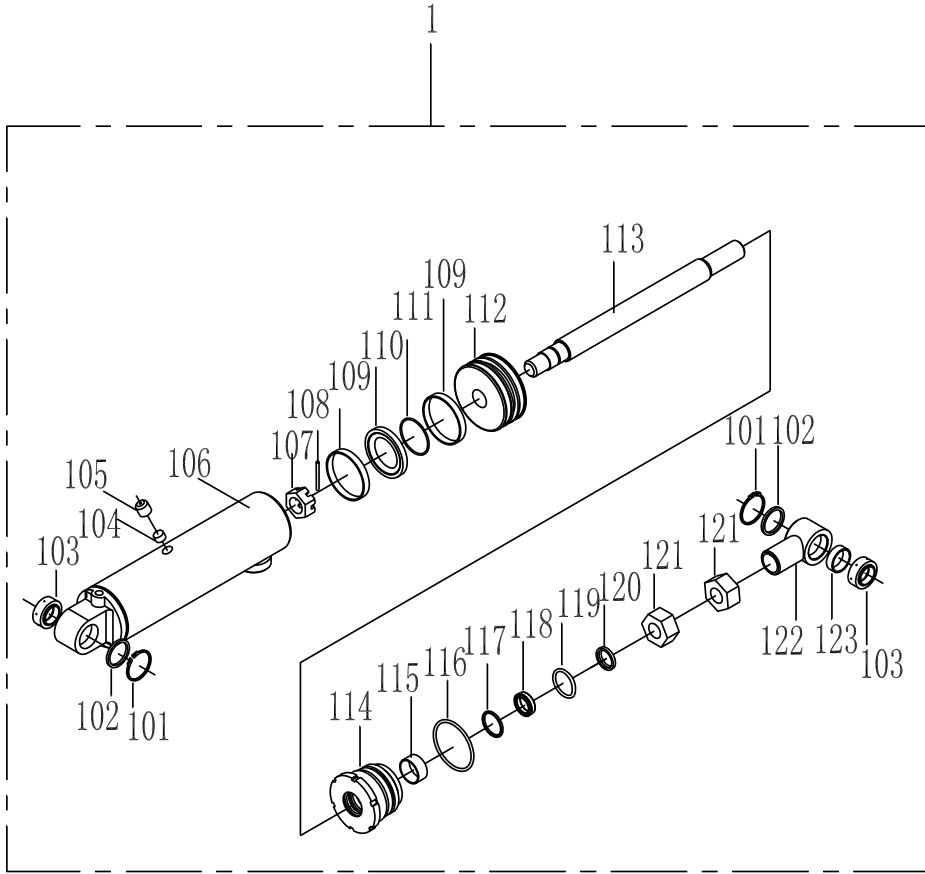


易损件明细表(修理包)

序号	图号	名称	数量
113		支撑环110×104×15	2
111	D110×90×12.5	孔用组合密封D110	1
112	GB1235-1976	O形密封圈40×3.1	1
118	GB1235-1976	O形密封圈110×5.7	1
119	CKS50	轴用组合封50×65.1×6.3	1
120	ISI(FU0619K0)	轴用Y型圈50×60×6	1
121	GB1235-1976	O形密封圈60×5.7	1
122	CY129-1997	防尘圈CK50(50×62×5/11)	1

02-72-

TILT CYLINDER (FORWARD6 ° ~)



易损件明细表(修理包)

序号	图号	名称	数量
109		支撑环110×104×15	2
110	D110×90×12.5	孔用组合密封D110	1
111	GB1235-1976	O形密封圈40×3.1	1
116	GB1235-1976	O形密封圈110×5.7	1
117	CKS50	轴用组合封50×65.1×6.3	1
118	ISI(FU0619K0)	轴用Y型圈50×60×6	1
119	GB1235-1976	O形密封圈60×5.7	1
120	CY129-1997	防尘圈CK50(50×62×5/11)	1

地址：中国·大连甘井子区营祥街 18 号 Add: 18 Yingxiang Street Gangjingzi

District Dalian China

邮编：116036

Postcode: 116036

大连叉车有限责任公司营销部

DALIAN FORKLIFT CO.,LT

SALE DEPARTMENT

电话：086-411-86700388

Tel: 086-411-86700388

传真：086-411-86701819

Fax: 086-411-86701819

网址：<http://www.dlcczc.com>

<http://www.dlcczc.com>

制造许可证编号：TS2410409

MANUFACTURE LICENSE SERIAL

NUMBER: TS2410409