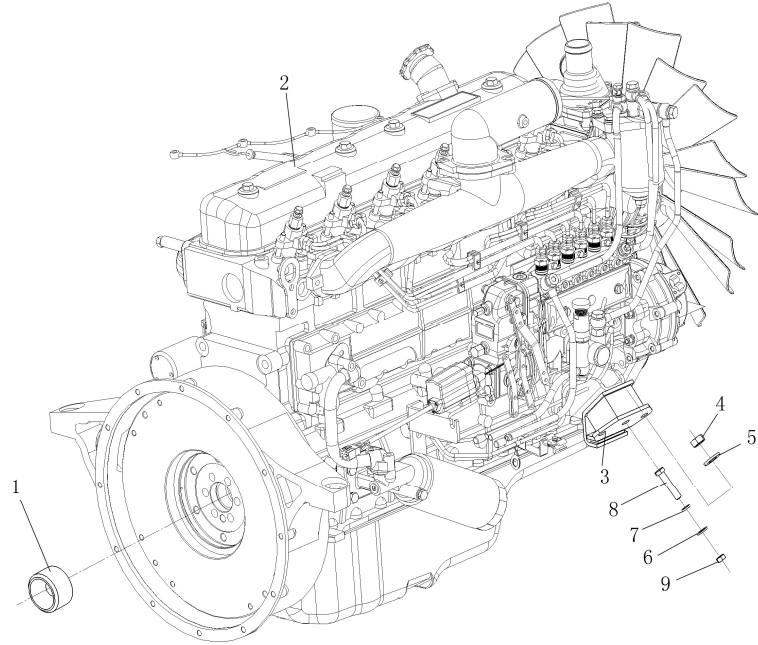


图1/Fig1.

发动机及安装/Engine Mount

FD50~100T-MWF2

FD50~100T-MWF3



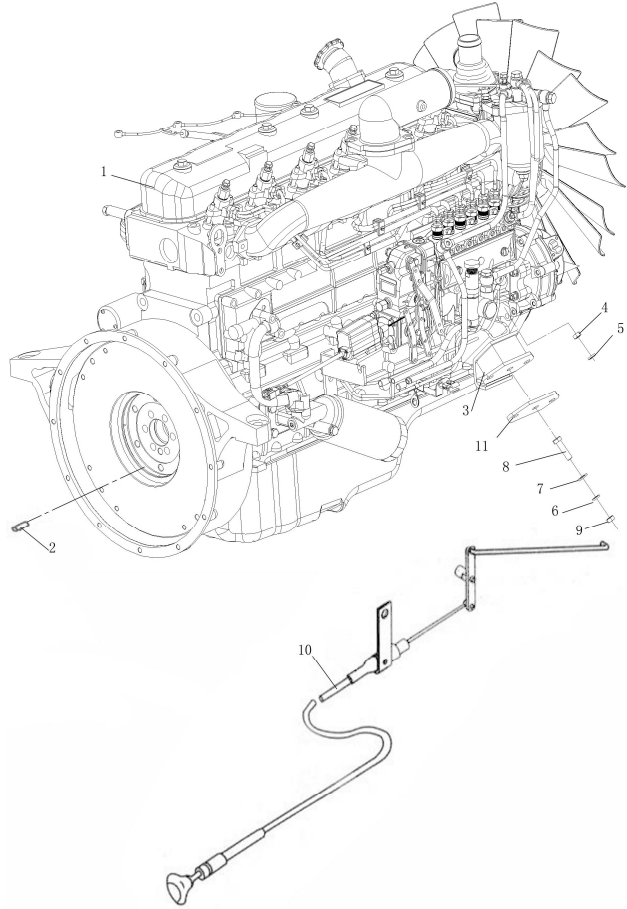
序号 Item No.	代号 Part No.	名称 Description	数量 Q'ty	备注 Remark
1	GB276-89	Bearing 205	轴承205	1
2	M6043602000	Isuzu A-6BG1QC-02 Engine	发动机A-6BG1QC-02	1
3	-	Rubber damper	减震垫	2
4	GB93-87	Spring washer 12	垫圈12	2
5	GB6171-86	Nut M12×1.25	螺母M12×1.25	2
6	GB93-87	Spring washer 10	垫圈10	4
7	M6041300001	Washer	垫圈	4
8	GB5782-86	Bolt M10×40	螺栓M10×40	4
9	GB6170-86	Nut M10	螺母M10	4

图2/ Fig2.

发动机及安装/Engine Mount

FD50~70T-MGH2,FD50~70T-MGH3

FD50~100T-MGO2,FD50~100T-MGO3



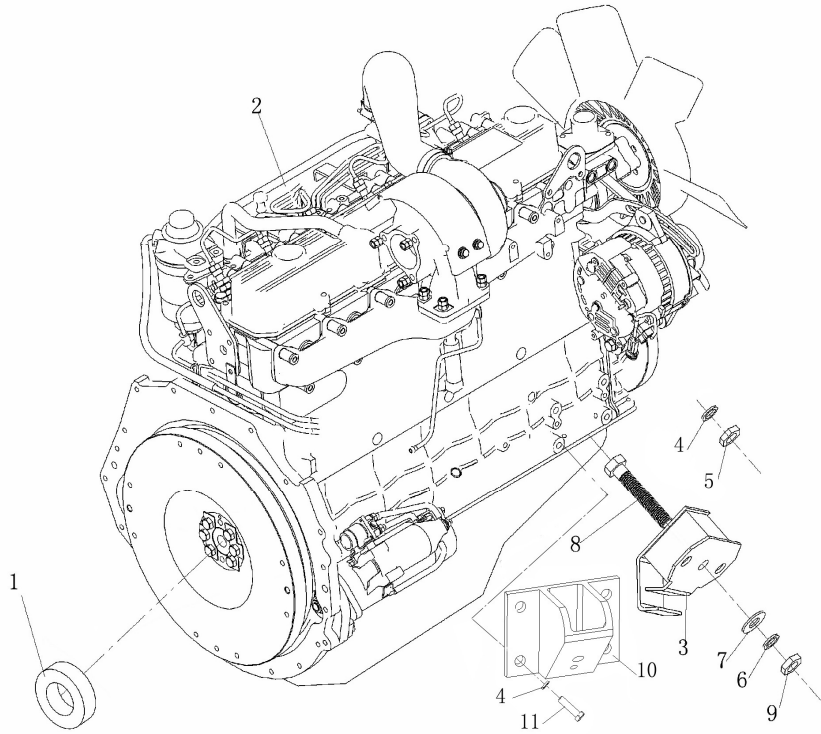
序号 Item No.	代号 Part No.	名称 Description	数量 Q'ty	备注 Remark
1	M60436Z02000	Chaochai 6102BG-E2-38B Engine 发动机6102BG-E2-38B	1	FD50~70T- MGH2, MGH3
-	M60436C02000	Chaochai 6102BG-E2-38A Engine 发动机6102BG-E2-38A	1	FD50~100T- MGO2, MGO3
2	GB119-86	Pin B10×28 销B10×28	2	
3	-	Rubber damper 减震垫	2	
4	GB6171-86	Nut M12×1.25 螺母M12×1.25	2	
5	GB93-87	Spring washer 12 垫圈12	2	
6	GB93-87	Spring washer 10 垫圈10	4	
7	M6043600001	Washer 垫圈	4	
8	GB5782-86	Bolt M10×40 螺栓M10×40	4	
9	GB6170-86	Nut M10 螺母M10	4	
10	M60411Z00000	Flameout control unit 熄火操纵	1	
11	M60436Z02001	Plate 垫块	1	

图3/Fig3.

发动机及安装/Engine Mount

FD50~70T-MWJ2

FD50~70T-MWJ3

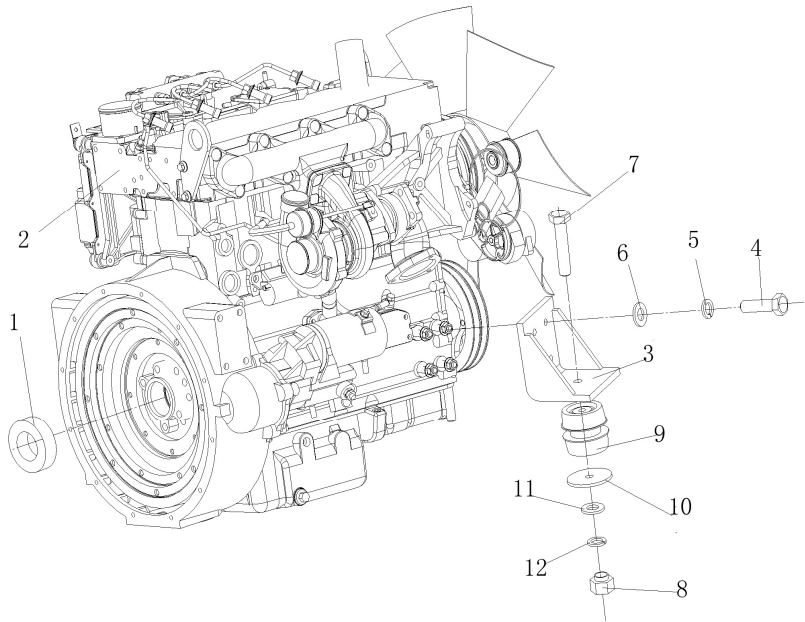


序号 Item No.	代号 Part No.	名称 Description	数量 Q'ty	备注 Remark
1	GB276-89	Bearing 205	轴承205	1
2	60436S-02000	MITSUBISHI S6S-T Engine	发动机S6S-T	1
3	-	Rubber damper	减震垫	2
4	GB93-87	Spring washer 12	垫圈12	10
5	GB6171-86	Nut M12×1.25	螺母M12×1.25	2
6	GB93-87	Spring washer 10	垫圈10	4
7	M6041300001	Washer	垫片	4
8	GB5782-86	Bolt M10×40	螺栓M10×40	4
9	GB6170-86	Nut M10	螺母M10	4
10	60436S-01000	Engine bracket	发动机支架	2
11	GB/T5783-2000	Bolt M12×25	螺栓M12×25	8

图4/Fig4.

发动机及安装/Engine Mount

FD50-70T-MWH2,FD50-70T-MWH3

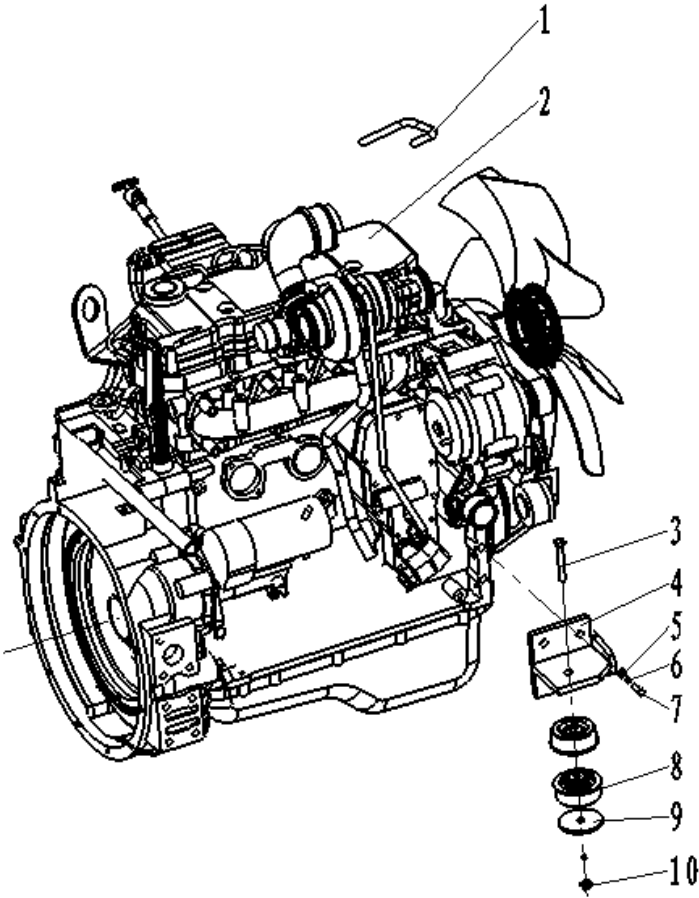


序号 Item No.	代号 Part No.	名称 Description	数量 Q'ty	备注 Remark
1	GB296-1994	Bearing 3306 轴承3306	1	
2	M60436P02000	Perkins 1104-44TA-83 Engine 发动机	1	1104D-44TA-83
3	M60436P03000	Engine bracket 发动机基脚	2	
4	GB5783-86	Bolt M12×35 螺栓M12×35	4	
5	GB97.1-86	Washer 12 垫圈12	6	
6	GB93-87	Spring washer 12 垫圈12	6	
7	GB/T5782-2000	Bolt M12×120 六角头螺栓 M12×120	2	
8	GB6170-86	Nut M12 螺母M12	2	
9	-	Rubber damper 发动机减震器	4	07Y-03-10000A-00
10	M60413P00001	Washer 垫圈	2	
11	GB93-87	Spring washer 12 垫圈12	2	
12	GB97.1-87	Washer 12 垫圈12	2	

图4/Fig4.

发动机及安装/Engine Mount

FD50-70T-MWP3



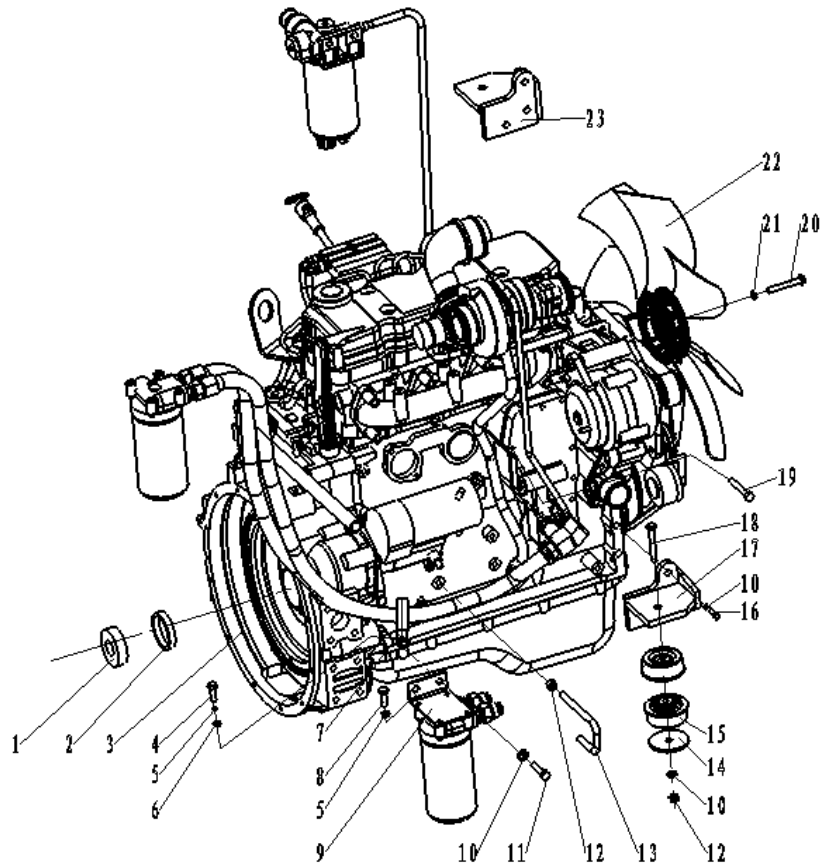
序号 Item No.	代号 Part No.	名称 Description	数量 Q'ty	备注 Remark
1	M60436P-00001	Water ose	水管	1
2	M60436P-02000	Perkins 1104C-44T Engine	发动机	1 1104C-44T
3	GB/T5782-2000	Bolt M12×120	螺栓 M12×120	2
4	M60436P03000	Engine bracket	发动机基脚	2
5	GB/T97.1-2002	Washer 12	垫圈12	10
6	GB93-1987	Spring washer 12	垫圈12	10
7	GB/T5783-2000	Bolt M12×35	六角头螺栓 M12×35	8
8	M45416P00003	Rubber damper	发动机减震器	4 (发动机自带)
9	M45416P00001	Washer	垫圈 I	2
10	GB/T6170-2000	Nut M12	螺母 M12	2

图5/Fig5.

发动机及安装/Engine Mount

FD100T-MWL3

FD120T-MXWQ3



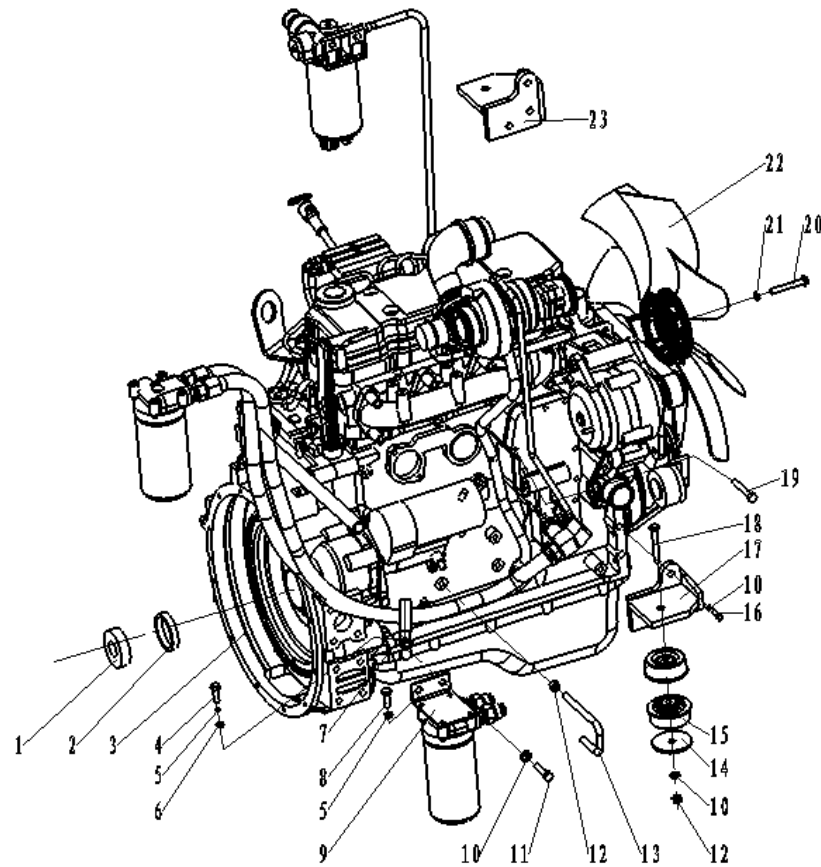
序号 Item No.	代号 Part No.	名称 Description	数量 Q'ty	备注 Remark	
1	GB296-1994	Bearing 3306	轴承3306	1	
2	10A36Q-00007	Bushing	套	1	
3	10A36K-01000	Perkins QSB4.5-C110 Engine	发动机	1	QSB4.5-C110
-	12A36X-01000	Perkins QSB4.5-C130 Engine	发动机	1	QSB4.5-C130
4	GB/T5783-2000	Bolt M8×25	螺栓M8×25	1	
5	GB/T93-1987	Spring washer 8	垫圈8	5	
6	GB/T97.1-2002	Washer 8	垫圈8	1	
7	10A36Q-00002	Clip	管夹	1	
8	GB/T5783-2000	Bolt M8×20	螺栓M8×20	4	
9	10A36Q-00001	Oil filter bracket	机油滤清器支架	1	
10	GB/T93-1987	Spring washer 12	垫圈12	16	
11	GB/T5783-2000	Bolt M12×25	螺栓 M12×25	4	
12	GB/T6170-2000	Nut M12	螺母 M12	4	
13	10A36Q-00006	Bar	压杆	1	
14	M60436P00001	Washer	垫圈	2	
15	-	Rubber damper	发动机减震器	4	07Y-03-10000A-00
16	GB/T5783-2000	Bolt M12×35	螺栓 M12×35	2	
17	10A36K-03000	Engine bracket(left)	发动机左支架	1	
18	GB/T5782-2000	Bolt M12×120	螺栓 M12×120	2	
19	10A36Q-00005	Connector	机油压力转接头	1	
20	GB/T5783-2000	Bolt M10×110	螺栓 M10×110	4	

图5/Fig5.

发动机及安装/Engine Mount

FD100T-MWL3

FD120T-MXWQ3



序号 Item No.	代号 Part No.	名称 Description	数量 Q'ty	备注 Remark
21	GB/T93-1987	Washer 10	垫圈 10	4
22	10A36Q-02000	Fan assembly	风扇总成	(560/7- 7/45/PAGI/1ZR
23	10A36K-04000	Engine bracket(right)	发动机右支架	1

图6/Fig6.

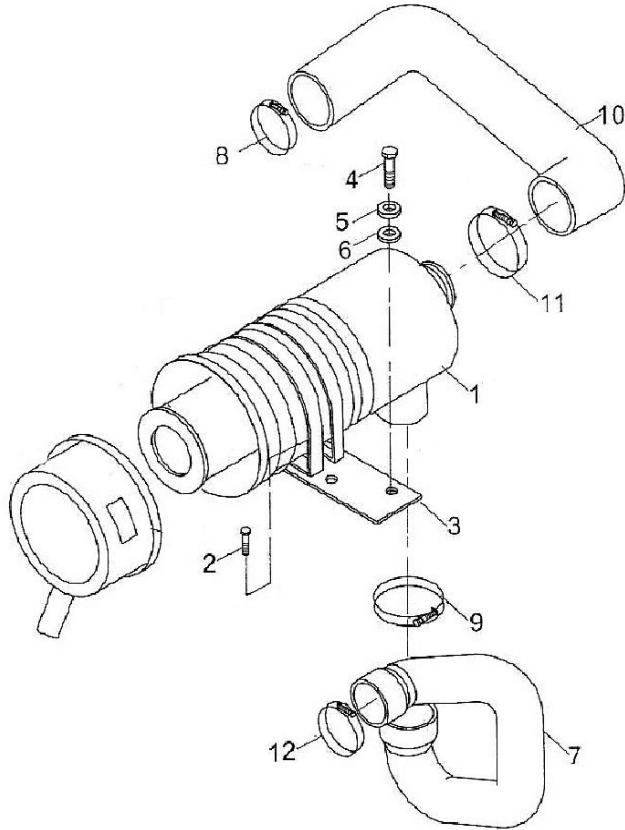
空滤器及安装/Air Intake

FD50-70T-MGH2,FD50-70T-MGH3

FD50-100T-MGO2,FD50-100T-MGO3

FD50-100T-MWF2,FD50-100T-MWF3

FD50-70T-MWJ2,FD50-70T-MWJ3

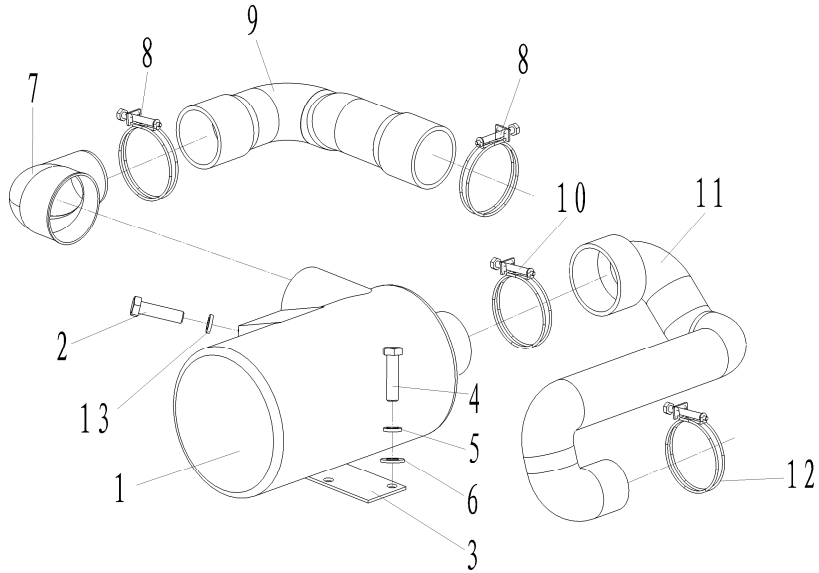


序号 Item No.	代号 Part No.	名称 Description	数量 Q'ty	备注 Remark
1	M6041201000	Air cleaner 空滤器	1	
2	GB5783-86	Bolt M8×16 螺栓M8×16	4	
3	M6041200001	Air cleaner bracket 空滤器支板	1	
4	GB5783-86	Bolt M12×20 螺栓M12×20	2	
5	GB93-87	Spring washer 12 垫圈12	2	
6	GB97.1-85	Washer 12 垫圈12	2	
7	M6041200002	Air cleaner hose (Inlet) 进气管	1	
8	QC/T390-1999	Hoop Φ95 双钢丝卡箍Φ95	2	MWJ2,MWJ3 除外
-	QC/T390-1999	Hoop Φ80 双钢丝卡箍Φ80	1	MWJ2,MWJ3
9	QC/T390-1999	Hoop Φ105 双钢丝卡箍Φ105	1	
10	M6041200003	Air cleaner hose (Outlet) 出气管	1	MWJ2,MWJ3 除外
-	60412S-00001	Air cleaner hose (Inlet) B 进气管B	1	MWJ2,MWJ3
11	QC/T390-1999	Hoop Φ115 双钢丝卡箍Φ115	1	
12	QC/T390-1999	Hoop Φ95 双钢丝卡箍Φ95	1	

图7/Fig7.

空滤器及安装/Air Intake

FD50-70T-MWH2,FD50-70T-MWH3

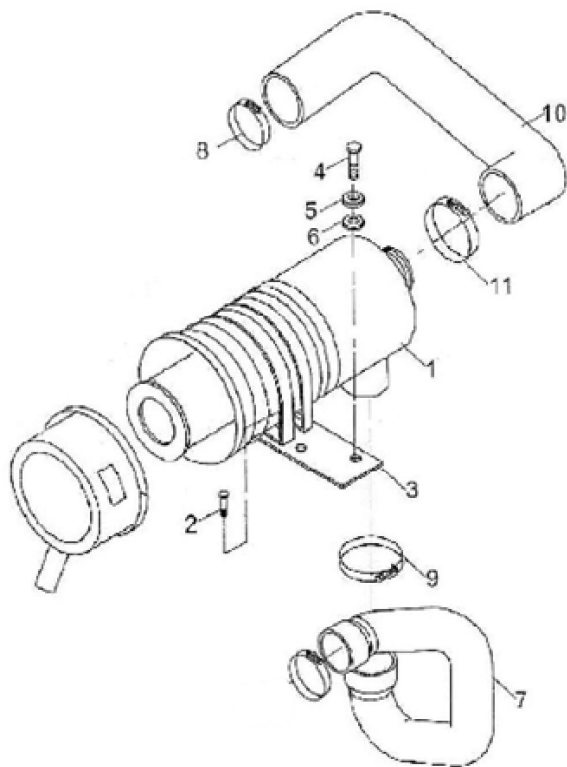


序号 Item No.	代号 Part No.	名称 Description	数量 Q'ty	备注 Remark
1	M6041201000	Air cleaner KW1634 空滤器KW1634	1	
2	GB5783-86	Bolt M8×16 螺栓M8×16	4	
3	M60412P00001	Air cleaner bracket 空滤器支板	1	
4	GB5783-86	Bolt M12×20 螺栓M12×20	2	
5	GB93-87	Spring washer 12 垫圈12	2	
6	GB97.1-85	Washer 12 垫圈12	2	
7	M4541203000	Hose 正接弯管	1	
8	QC/T390-1999	Hoop Φ95 双钢丝卡箍Φ95	2	
9	M60412P00002	Air cleaner hose (Inlet) 进气管	1	
10	QC/T390-1999	Hoop Φ105 双钢丝卡箍Φ105	1	
11	M60412P00003	Air cleaner hose (Outlet) 出气管	1	
12	QC/T390-1999	Hoop Φ75 双钢丝卡箍Φ75	1	
13	GB93-87	Spring washer 8 垫圈8	4	

图7/Fig7.

空滤器及安装/Air Intake

FD50-70T-MWP3



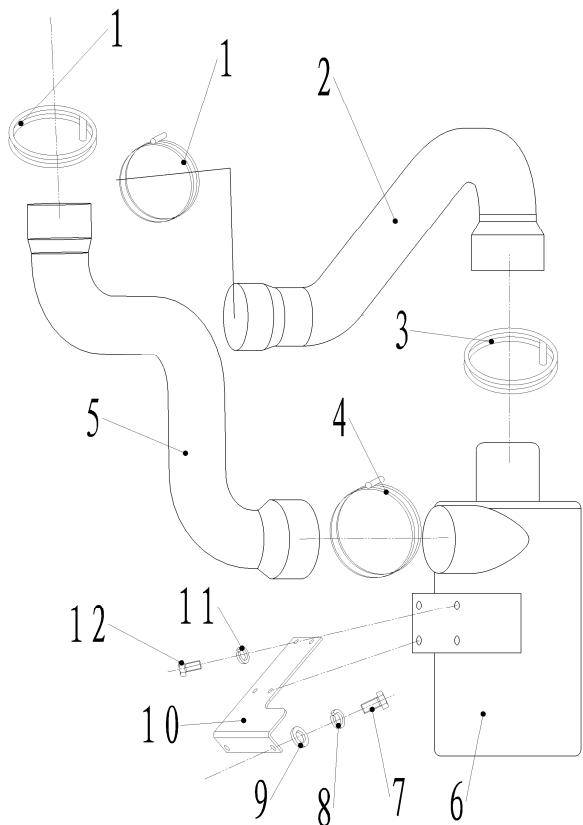
序号 Item No.	代号 Part No.	名称 Description	数量 Q'ty	备注 Remark
1	M6041201000	Air cleaner KW1634 空滤器KW1634	1	
2	GB5783-2000	Bolt M8×16 螺栓M8×16	4	
3	M60412P-00003	Air cleaner bracket 空滤器支板	1	
4	GB5783-86	Bolt M12×20 螺栓M12×20	2	
5	GB93-87	Spring washer 12 垫圈12	2	
6	GB97.1-85	Washer 12 垫圈12	2	
7	M60412P-00002	Air cleaner hose (Inlet) 进气管	1	
8	QC/T390-1999	Hoop Φ75 双钢丝卡箍Φ75	1	
9	QC/T390-1999	Hoop Φ105 双钢丝卡箍Φ105	1	
10	M60412P-00001	Air cleaner hose (Outlet) 出气管	1	
11	QC/T390-1999	Hoop Φ95 双钢丝卡箍Φ95	2	

图8/Fig8.

空滤器及安装/Air Intake

FD100T-MWL3

FD120T-MXWQ3



序号 Item No.	代号 Part No.	名称 Description	数量 Q'ty	备注 Remark
1	ZB/T32005.1-1988	Hoop Φ95	2	双钢丝卡箍 Φ95
2	10A12K-00003	Air cleaner hose (Outlet)	1	空滤出气管
3	ZB/T32005.1-1988	Hoop Φ105	1	双钢丝卡箍 Φ105
4	ZB/T32005.1-1988	Hoop Φ115	1	双钢丝卡箍 Φ115
5	10A12K-00002	Air cleaner hose (Inlet)	1	空滤进气管
6	M6041201000	Air cleaner	1	空滤器
7	GB/T5783-2000	Bolt M10×20	2	螺栓M10×20
8	GB/T93-1987	Spring washer 10	2	垫圈10
9	GB/T97.1-2002	Washer 10	2	垫圈10
10	10A12K-00001	Air filter bracket	1	空滤器支架
11	GB/T93-1987	Spring washer 8	4	垫圈8
12	GB/T5783-2000	Bolt M8×16	4	螺栓M8×16

图9/ Fig9.

蓄电池及安装/Battery and installation

FD50-70T-MGH2,FD50-70T-MGH3

FD50-100T-MGO2,FD50-100T-MGO3

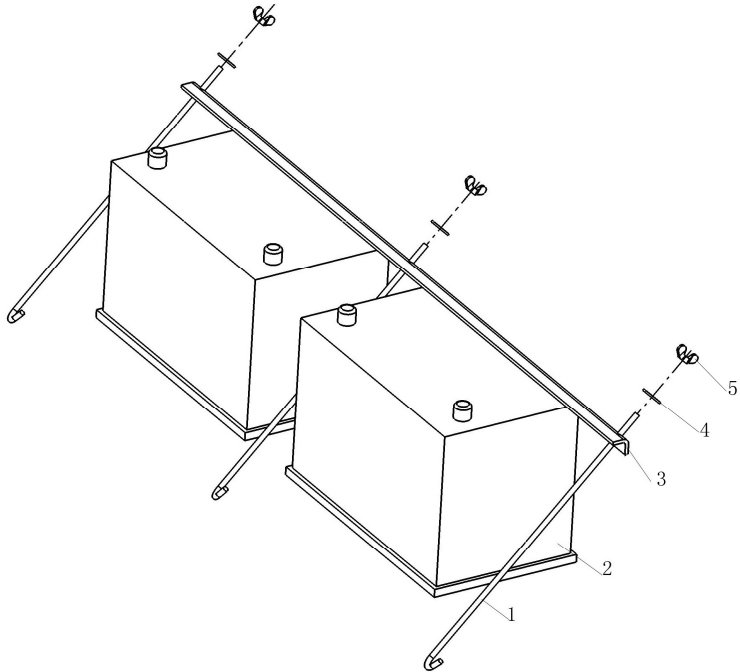
FD50-100T-MWF2,FD50-100T-MWF3

FD50-70T-MWJ2,FD50-70T-MWJ3

FD50-70T-MWH2,FD50-70T-MWH3

FD100T-MWL3,FD120T-MXWQ3

FD50-70T-MWP3



序号 Item No.	代号 Part No.	名称 Description	数量 Q'ty	备注 Remark
1	M604140002	Support rod 撑杆	3	
2	M6041401000	Start battery 铅酸蓄电池	2	
3	M6041400001	Plate 横梁	1	
4	GB/T5287-2002	Washer 6 特大垫圈	6	3
5	GB62-1988	Nut A M6 蝶型螺母A型M6	3	

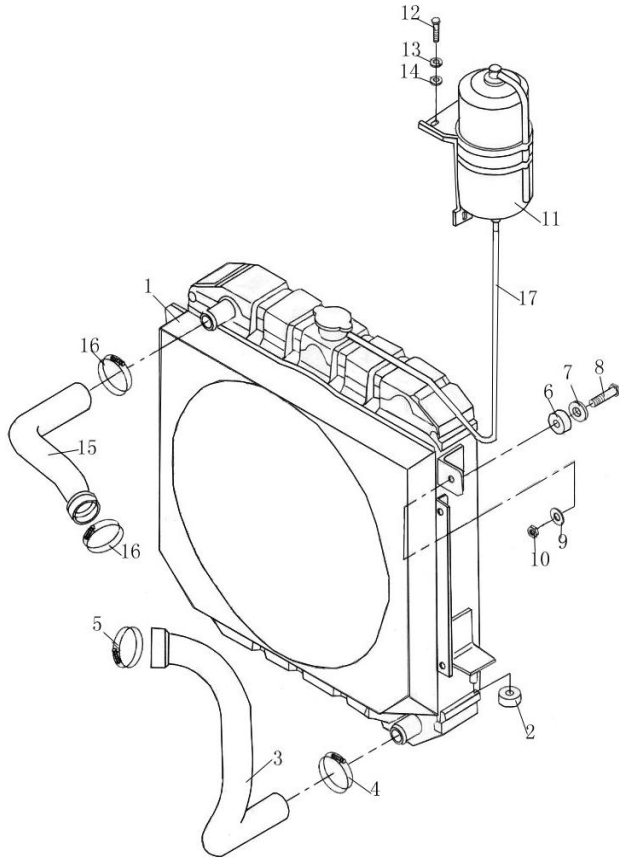
图10/Fig10.

散热器及安装/Cooling System

FD50-70T-MGH2,FD50-70T-MGH3

FD50-100T-MGO2,FD50-100T-MGO3

FD50-100T-MWF2,FD50-100T-MWF3



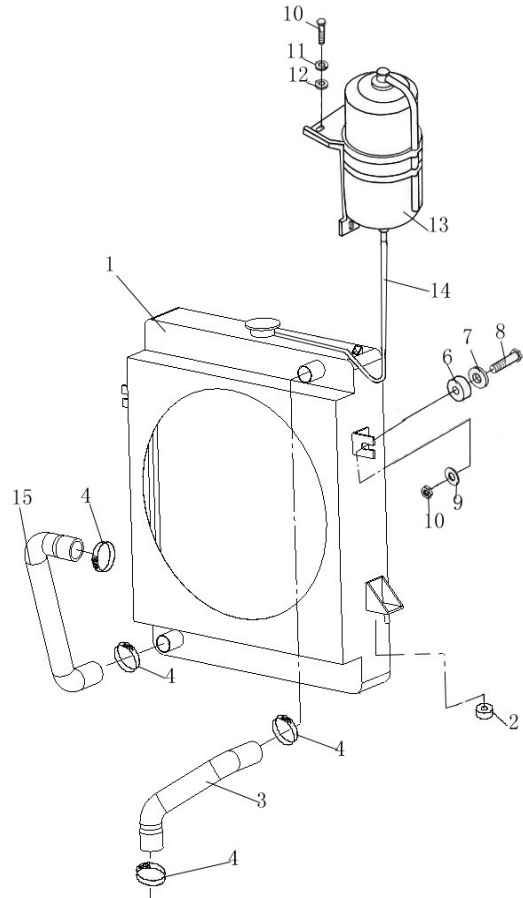
序号 Item No.	代号 Part No.	名称 Description	数量 Q'ty	备注 Remark
1	M6046210100	Radiator ass'y 散热器总成	1	
2	M3032100009	Rubber damper A 橡胶垫A	2	
3	M6042100001	Lower hose 下水管	1	
4	QC/T390-1999	Hoop Φ55 双钢丝卡箍 Φ55	2	
5	QC/T390-1999	Hoop Φ70 双钢丝卡箍 Φ70	1	
6	M3032100010	Rubber damper B 橡胶垫B	2	
7	GB/T96.2-2002	Washer 12 垫圈12	2	
8	M3032100012	Radiator bolt 水箱螺栓	2	
9	GB/T96.2-2002	Washer 8 垫圈8	2	
10	GB/T6182-2000	Nut M8 螺母M8	2	
11	M6042102000	Radiator reserve tank 散热器备用罐	1	
12	GB5780-86	Bolt M8×16 螺栓M8×16	3	
13	GB97.1-85	Washer 8 垫圈8	3	
14	GB93-87	Spring washer 8 垫圈8	3	
15	M6042100002	Upper hose 上水管	1	
16	QC/T390-1999	Hoop Φ65 双钢丝卡箍 Φ65	1	
17	M6042100003	Rubber pipe Φ8×1850 橡胶管 Φ8×1850	1	

图11/Fig11.

散热器及安装/Cooling System

FD50-70T-MWJ2

FD50-70T-MWJ3

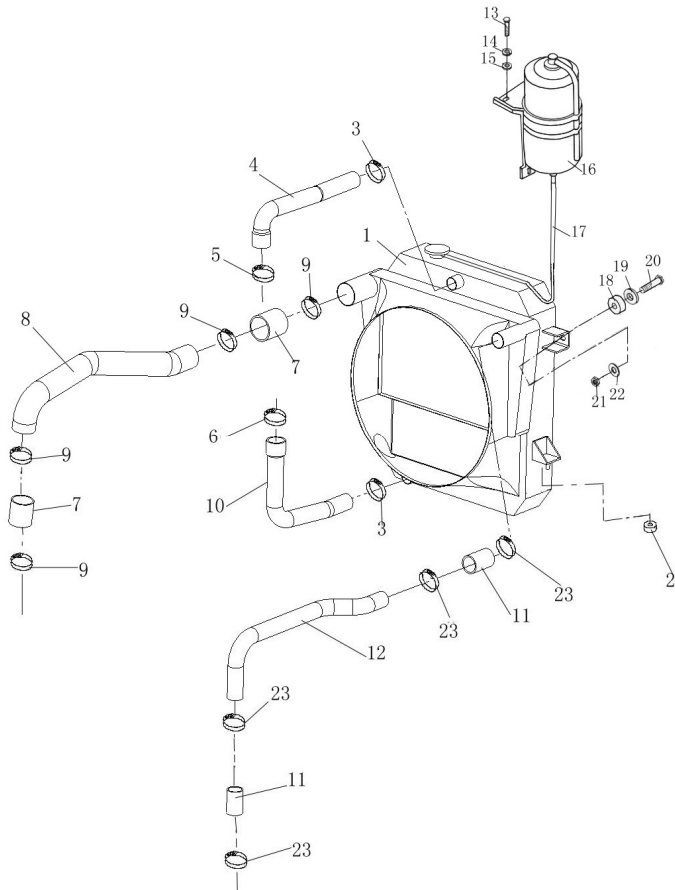


序号 Item No.	代号 Part No.	名称 Description	数量 Q'ty	备注 Remark
1	60421S-01000	Radiator ass'y 散热器总成	1	
2	M3032100009	Rubber damper A 橡胶垫A	2	
3	60421S-00001	Lower hose 下水管	1	
4	QC/T390-1999	Hoop Φ 52 双钢丝卡箍 Φ 52	4	
5	M3032100010	Rubber damper B 橡胶垫B	2	
6	GB/T96.1-2002	Washer 10 垫圈10	2	
7	GB/T5782-2000	Bolt M10 \times 55 螺栓M10 \times 55	2	
8	GB/T6182-2000	Nut M10 螺母M10	2	
9	GB/T97.1-2002	Washer 10 垫圈10	2	
10	GB/T5783-2000	Bolt M8 \times 16 螺栓M8 \times 16	3	
11	GB/T97.1-2002	Washer 8 垫圈8	3	
12	GB/T93-87	Spring washer 8 垫圈8	3	
13	M6042102000	Radiator reserve tank 散热器备用罐	1	
14	M6042100003	Rubber pipe Φ 8 \times 1850 橡胶管 Φ 8 \times 1850	1	
15	60421S-00002	Upper hose 上水管	1	

图12/Fig12.

散热器及安装/Cooling System

FD50-70T-MWH2,FD50-70T-MWH3

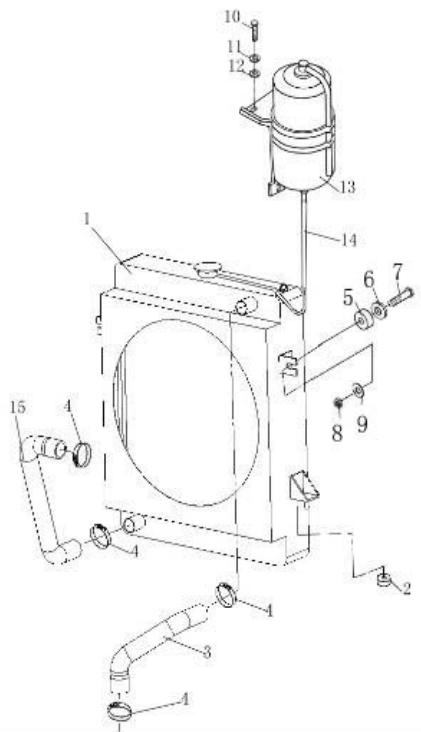


序号 Item No.	代号 Part No.	名称 Description	数量 Q'ty	备注 Remark
1	M60421P01000	Radiator ass'y 冷却模块总成	1	
2	M3032100009	Rubber damper A 橡胶垫A	2	
3	QC/T390-1999	Hoop Φ 55 双钢丝卡箍 Φ 55	2	
4	M60421P00002	Upper hose 上水管	1	
5	QC/T390-1999	Hoop Φ 60 双钢丝卡箍 Φ 60	1	
6	QC/T390-1999	Hoop Φ 65 双钢丝卡箍 Φ 65	1	
7	M60412P00006	Hose B 接管B	2	
8	M60412P00004	Hose (Outlet) 中冷器出气管	1	
9	ABA	Hoop 84-90 单面超强型卡箍84-90	4	
10	M60421P00001	Lower hose 下水管	1	
11	M60412P00005	Hose A 接管A	2	
12	M60412P00003	Hose (Inlet) 中冷器进气管	1	
13	GB/T5783-2000	Bolt M8 \times 16 螺栓M8 \times 16	3	
14	GB/T97.1-2002	Washer 8 垫圈8	3	
15	GB/T93-87	Spring washer 8 垫圈8	3	
16	M6042102000	Radiator reserve tank 散热器备用罐	1	
17	M6042100003	Rubber pipe Φ 8 \times 1850 橡胶管 Φ 8 \times 1850	1	
18	M3032100010	Rubber damper B 橡胶垫B	2	
19	GB/T96.1-2002	Washer 10 垫圈10	2	
20	GB/T5782-2000	Bolt M10 \times 55 螺栓M10 \times 55	2	
21	GB/T6182-2000	Nut M10 螺母M10	2	
22	GB/T97.1-2002	Washer 10 垫圈10	2	
23	ABA	Hoop 59-65 单面超强型卡箍59-65	4	

图12/Fig12.

散热器及安装/Cooling System

FD50-70T-MWP3

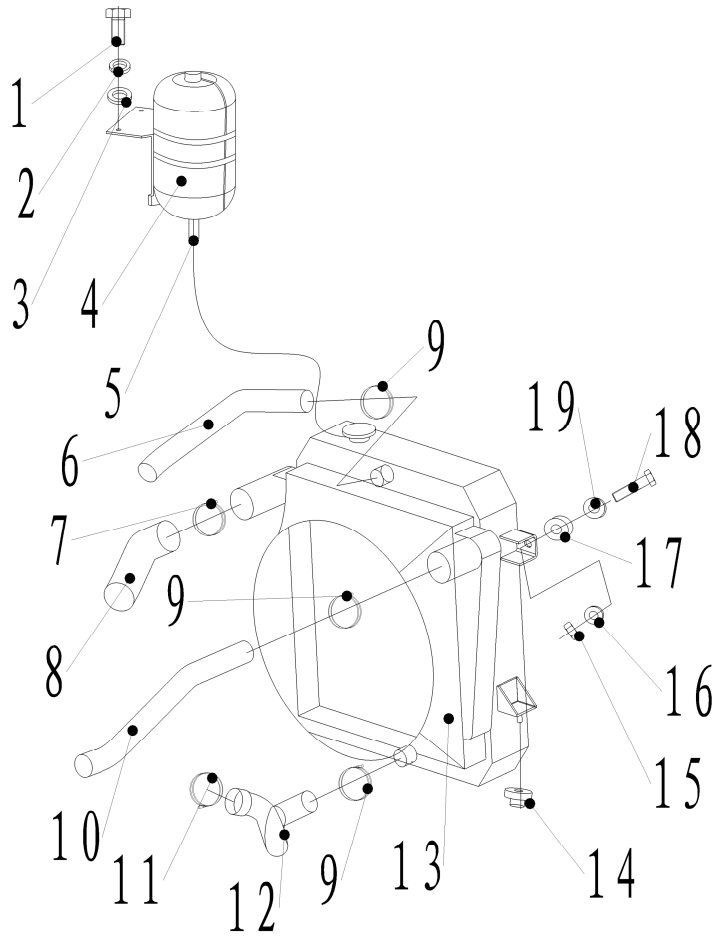


序号 Item No.	代号 Part No.	名称 Description	数量 Q'ty	备注 Remark
1	M60421P-01000	Radiator ass'y 散热器总成	1	
2	M3032100009	Rubber damper A 橡胶垫A	2	
3	M60421-00002	Lower hose 下水管	1	
4	QC/T390-1999	Hoop Φ 52 双钢丝卡箍 Φ 52	4	
5	M3032100010	Rubber damper B 橡胶垫B	2	
6	GB/T96.1-2002	Washer 10 垫圈10	2	
7	GB/T5782-2000	Bolt M10 \times 55 螺栓M10 \times 55	2	
8	GB/T6182-2000	Nut M10 螺母M10	2	
9	GB/T97.1-2002	Washer 10 垫圈10	2	
10	GB/T5783-2000	Bolt M8 \times 16 螺栓M8 \times 16	3	
11	GB/T97.1-2002	Washer 8 垫圈8	3	
12	GB/T93-87	Spring washer 8 垫圈8	3	
13	M6042102000	Radiator reserve tank 散热器备用罐	1	
14	M6042100003	Rubber pipe Φ 8 \times 1850 橡胶管 Φ 8 \times 1850	1	
15	M60421P-00001	Upper hose 上水管	1	

图13/Fig13.

散热器及安装/Cooling System

FD100T-MWL3,FD120T-MXWQ3



序号 Item No.	代号 Part No.	名称 Description	数量 Q'ty	备注 Remark
1	GB/T5783-2000	Bolt M8×16	螺栓M8×16	3
2	GB/T97.1-2002	Washer 8	垫圈8	3
3	GB/T93-1987	Spring washer 8	垫圈8	3
4	M6042102000	Radiator reserve tank	散热器备用罐	1
5	M6042100003	Rubber pipe Φ8×1850	橡胶管Φ8×1850	1
6	10A21K-00001	Upper hose	上水管	1
7	ABA	Hoop 84-90	单面超强型卡箍84-90	1
8	10A21K-00004	Hose (Outlet)	中冷器出气管	1
9	QC/T390-1999	Hoop Φ55	双钢丝卡箍Φ55	3
10	10A21K-00003	Hose (Inlet)	中冷器进气管	1
11	QC/T390-1999	Hoop Φ65	双钢丝卡箍Φ65	1
12	10A21K-00002	Lower hose	下水管	1
13	10A21K01000	Radiator ass'y	冷却模块	1
14	M3032100009	Rubber damper I	橡胶垫 I	2
15	GB/T6182-2000	Nut M8	螺母M8	2
16	GB/T96.2-2002	Washer 8	垫圈8	2
17	M3032100010	Rubber damper II	橡胶垫 II	2
18	GB/T96.2-2002	Washer 12	垫圈12	2
19	M3032100012	Radiator bolt	水箱螺栓	2

图14/ Fig14.

燃油装置及安装/Fuel System

FD50-70T-MGH2,FD50-70T-MGH3

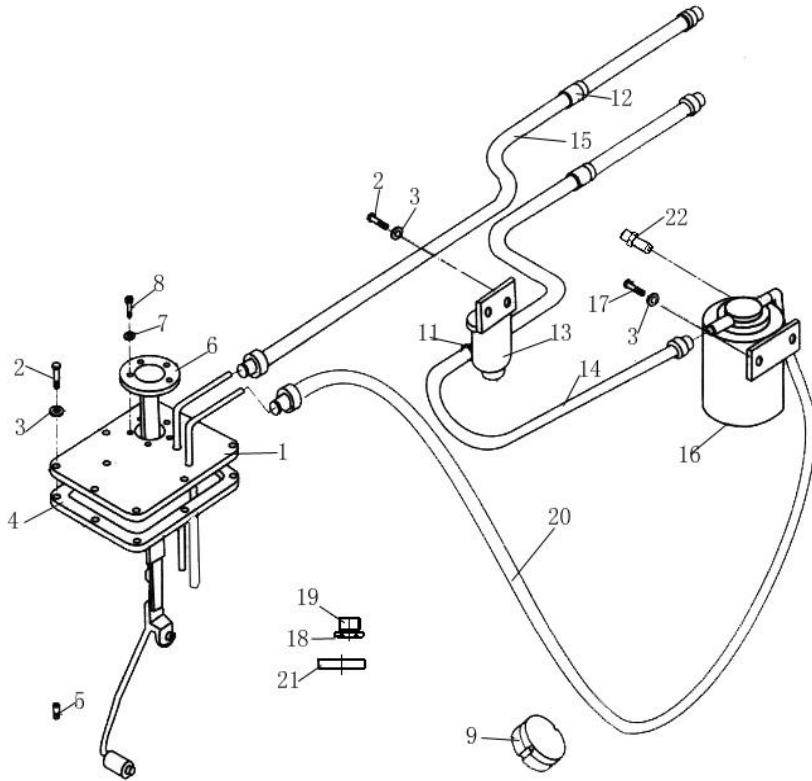
FD50-100T-MGO2,FD50-100T-MGO3

FD50-100T-MWF2,FD50-100T-MWF3

FD50-70T-MWJ2,FD50-70T-MWJ3

FD50-70T-MWH2,FD50-70T-MWH3

FD50-70T-MWP3

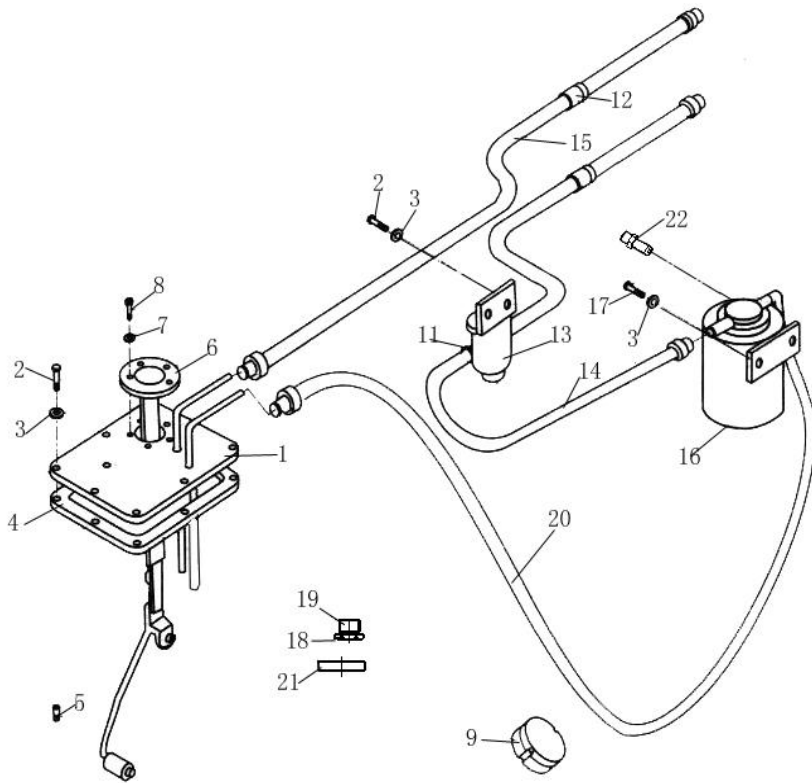


序号 Item No.	代号 Part No.	名称 Description	数量 Q'ty	备注 Remark
1	M6042201000	Cover plate ass'y	1	盖板总成
2	GB5783-86	Bolt M8×20	10	螺栓M8×20
3	GB93-87	Spring washer 8	12	垫圈8
4	M6042200001	Gasket	1	盖板垫
5	M6042202000	Breather plug Z1/8"	1	通气塞Z1/8"
6	M6042203000	Fuel quantity sensor	1	油量传感器
7	GB93-87	Spring washer 5	5	垫圈5
8	GB67-85	Screw M5×16	5	螺钉M5×16
9	M3032200001	Rubber cushion ass'y	1	油箱盖总成
10	M6042200002	H.P. hose 7×13×340	1	输油胶管7×13×340
11	-	Hoop φ16	8	不锈钢喉箍φ16
12	M6042200003	Rubber liner	2	橡胶衬
13	M6042205000	Fuel filter	1	柴油滤清器
-	M60422P-00001	Oil-water separator bracket	1	油水分离器支架 MWP3
14	M6042200004	H.P. hose 7×13×900	1	输油胶管7×13×900
15	M6042200005	H.P. hose 7×13×800	1	输油胶管7×13×800
16	M6042206000	Oil-water separator	1	油水分离器
17	GB5782-86	Bolt M8×25	2	螺栓M8×25
18	M6047500001	Drain plug	1	放油螺塞
19	JB982-77	Washer 30	1	垫圈30
20	M6042200006	H.P. hose 7×13×1000	1	输油胶管7×13×1000
21	M6042200007	Magnet φ68×φ37×14	3	磁铁φ68×φ37×14
22	M60422P00001	Oil-water separator connector	1	油水分离器接头 MWH2,MWH3

图15/Fig15.

燃油装置及安装/Fuel System

FD100T-MWL3,FD120T-MXWQ3



序号 Item No.	代号 Part No.	名称 Description	数量 Q'ty	备注 Remark
1	M6042201000	Cover plate ass'y	1	盖板总成
2	GB5783-86	Bolt M8×20	10	螺栓M8×20
3	GB93-87	Spring washer 8	12	垫圈8
4	M6042200001	Gasket	1	盖板垫
5	M6042202000	Breather plug Z1/8"	1	通气塞Z1/8"
6	M6042203000	Fuel quantity sensor	1	油量传感器
7	GB93-87	Spring washer 5	5	垫圈5
8	GB67-85	Screw M5×16	5	螺钉M5×16
9	M3032200001	Rubber cushion ass'y	1	油箱盖总成
10	M6042200002	H.P. hose 7×13×340	1	输油胶管7×13×340
11	-	Hoop φ16	8	不锈钢喉箍φ16
12	M6042200003	Rubber liner	2	橡胶衬
13	M6042205000	Fuel filter	1	柴油滤清器
14	M6042200004	H.P. hose 7×13×900	1	输油胶管7×13×900
15	M6042200005	H.P. hose 7×13×800	1	输油胶管7×13×800
16		Oil-water separator	1	油水分离器
17	GB5782-86	Bolt M8×25	2	螺栓M8×25
18	M6047500001	Drain plug	1	放油螺塞
19	JB982-77	Washer 30	1	垫圈30
20	M6042200006	H.P. hose 7×13×1000	1	输油胶管7×13×1000
21	M6042200007	Magnet φ68×φ37×14	3	磁铁φ68×φ37×14
22	10A22Q-00001	Oil-water separator connector	1	油水分离器接头

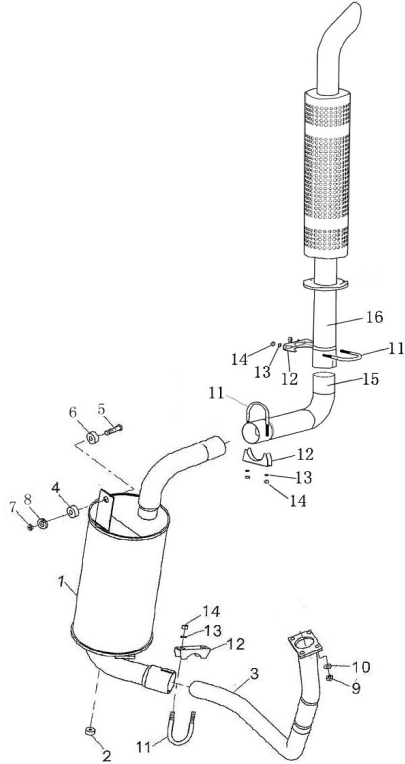
图16/Fig16.

消音器及安装/MUFFLER ASS'Y

FD50-70T-MGH2,FD50-70T-MGH3

FD50-100T-MGO2,FD50-100T-MGO3

FD50-100T-MWF2,FD50-100T-MWF3



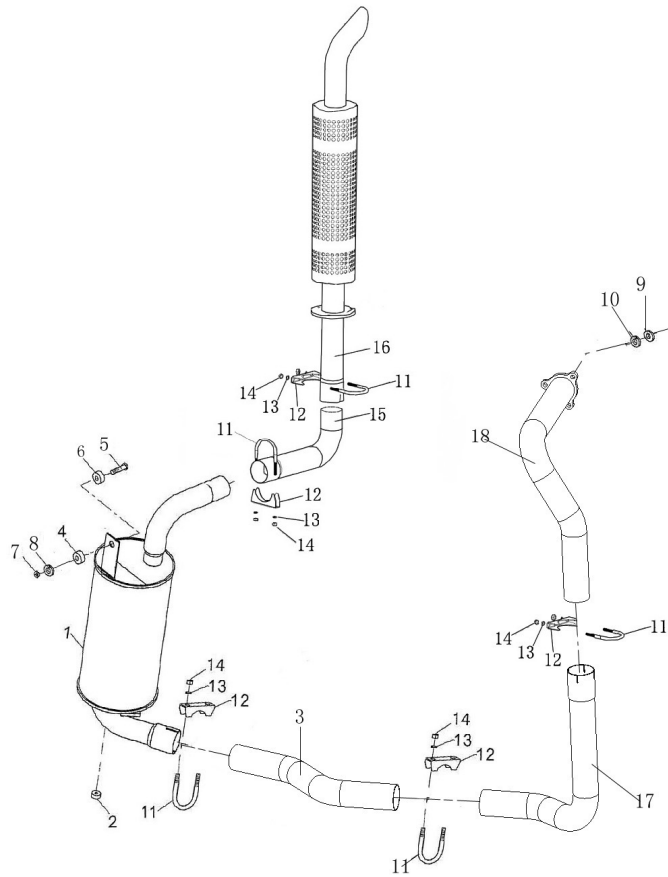
序号 Item No.	代号 Part No.	名称 Description	数量 Q'ty	备注 Remark
1	M6042301000	Muffler ass'y	1	消声器总成
2	M3032100009	Rubber pad	1	橡胶垫
3	M6042302000	Exhaust pipe ass'y (Front)	1	前排气管总成
4	M3032300002	Rubber pad	1	橡胶垫
5	GB5782-2000	Bolt M10×55	1	螺栓M10×55
6	GB97.1-2002	Washer 10	1	垫圈10
7	GB889.1-2000	Nut M10	1	螺母M10
8	GB96.2-2002	Washer 10	1	垫圈10
9	GB6170-2000	Nut M10	4	螺母M10
10	GB93-87	Spring washer 10	4	垫圈10
11	M6042300001	U-bolt	3	U型螺栓
12	M6042300002	Stopper	3	卡板
13	GB93-87	Spring washer 8	6	垫圈8
14	GB6170-2000	Nut M8	6	螺母M8
15	M6042303000	Hose	1	接管
16	M6042304000	Vertical exhaust pipe ass'y	1	高位排气管总成

图17/Fig17.

消音器及安装/MUFFLER ASS'Y

FD50-70T-MWJ2

FD50-70T-MWJ3

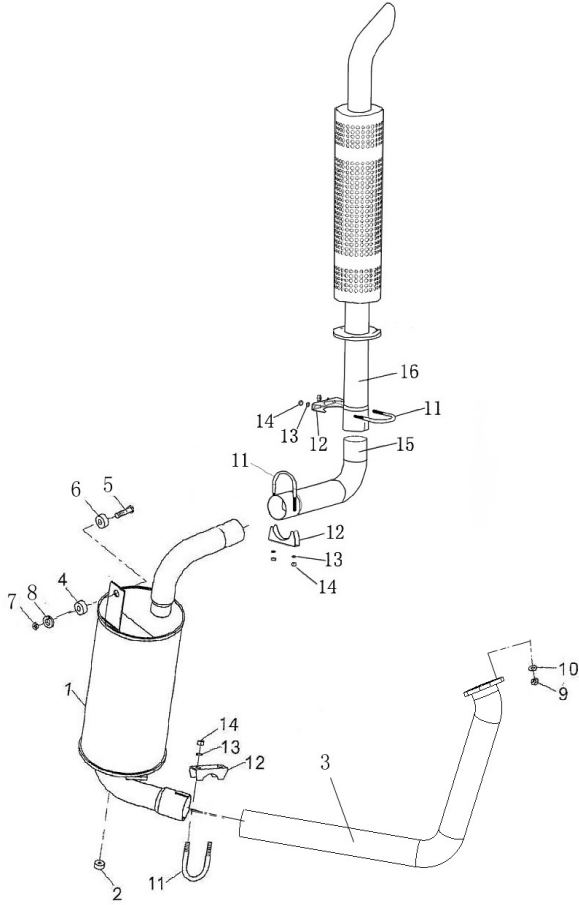


序号 Item No.	代号 Part No.	名称 Description	数量 Q'ty	备注 Remark
1	60423S-01000	Muffler ass'y	1	消声器总成
2	M3032100009	Rubber pad	1	橡胶垫I
3	60423S-04000	Exhaust pipe C	1	排气管C
4	M3032300002	Rubber pad	1	橡胶垫
5	GB5782-2000	Bolt M10×55	1	螺栓M10×55
6	GB97.1-2002	Washer 10	1	垫圈10
7	GB889.1-2000	Nut M10	1	螺母M10
8	GB96.2-2002	Washer 10	1	垫圈10
9	GB6170-2000	Nut M10	3	螺母M10
10	GB93-87	Spring washer 10	3	垫圈10
11	M6042300001	U-bolt	5	U型螺栓
12	M6042300002	Stopper	5	卡板
13	GB93-87	Spring washer 8	10	垫圈8
14	GB6170-2000	Nut M8	10	螺母M8
15	M6042303000	Hose	1	接管
16	M6042304000	Vertical exhaust pipe ass'y	1	高位排气管总成
17	60423S-03000	Exhaust pipe B	1	排气管B
18	60423S-02000	Exhaust pipe A	1	排气管A

图18/Fig18.

消音器及安装/MUFFLER ASS'Y

FD50-70T-MWH2,FD50-70T-MWH3

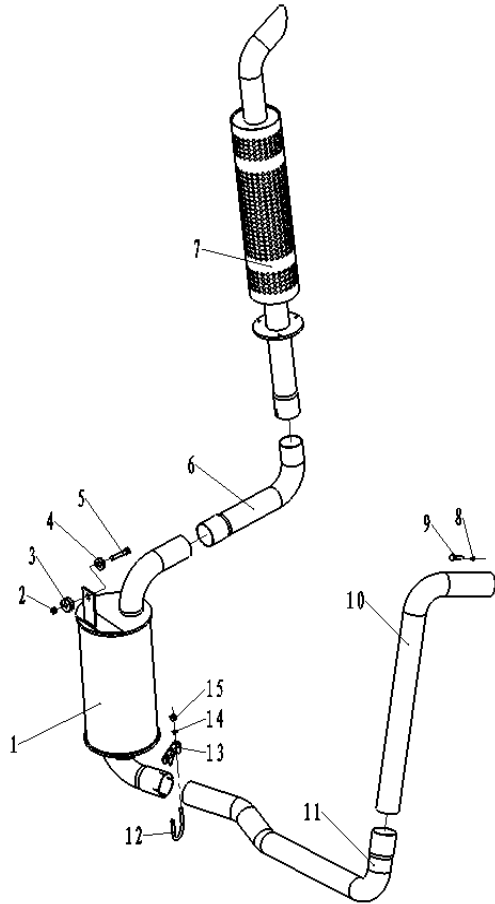


序号 Item No.	代号 Part No.	名称 Description	数量 Q'ty	备注 Remark
1	M60423P01000	Muffler ass'y	1	消声器总成
2	M3032100009	Rubber pad	1	橡胶垫
3	M60423P02000	Exhaust pipe ass'y (Front)	1	前排气管总成
4	M3032300002	Rubber pad	1	橡胶垫
5	GB5782-2000	Bolt M10×55	1	螺栓M10×55
6	GB97.1-2002	Washer 10	1	垫圈10
7	GB889.1-2000	Nut M10	1	螺母M10
8	GB96.2-2002	Washer 10	1	垫圈10
9	GB6170-2000	Nut M10	3	螺母M10
10	GB93-87	Spring washer 10	3	垫圈10
11	M6042300001	U-bolt	3	U型螺栓
12	M6042300002	Stopper	3	卡板
13	GB93-87	Spring washer 8	6	垫圈8
14	GB6170-2000	Nut M8	6	螺母M8
15	M6042303000	Hose	1	接管
16	M6042304000	Vertical exhaust pipe ass'y	1	高位排气管总成

图19/Fig. 19

消音器及安装/MUFFLER ASS'Y

FD50-70T-MWP3

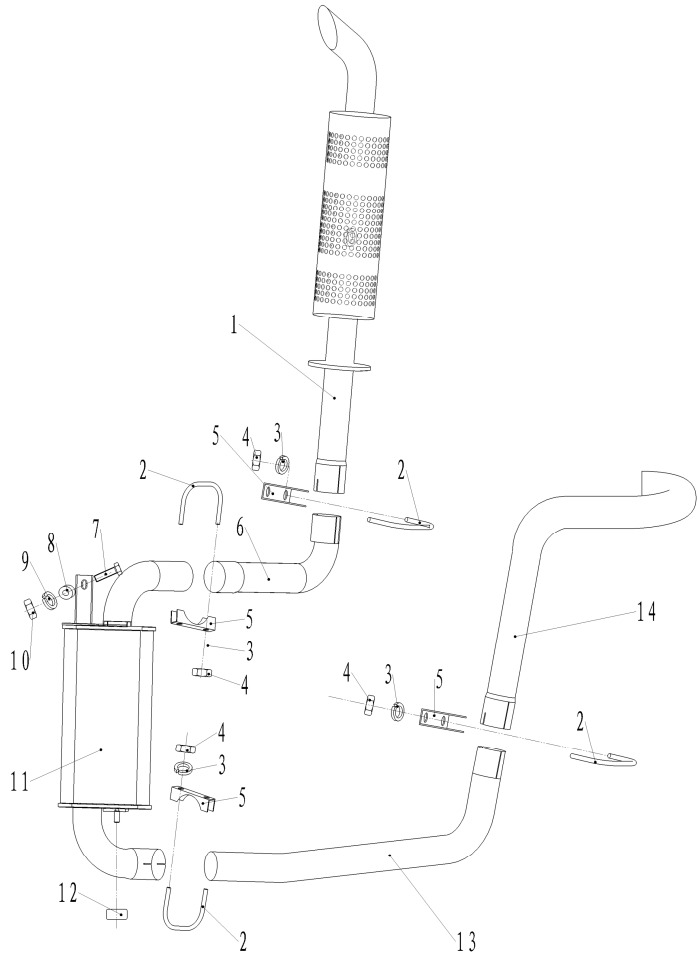


序号 Item No.	代号 Part No.	名称 Description	数量 Q'ty	备注 Remark
1	60423S-01000	Muffler ass'y	1	消声器总成
-	60423S-01000/K	Muffler ass'y	1	消声器总成 装颗粒净化装置
2	GB/T889.1-2000	Nut M10	1	锁紧螺母M10
3	M3032300002	Rubber pad	1	橡胶垫
4	GB97.1-2002	Washer 10	1	垫圈10
5	GB5782-2000	Bolt M10×55	1	螺栓M10×55
6	M6042303000	Hose	1	接管
7	M6042304000	Vertical exhaust pipe ass'y	1	高位排气管总成
8	GB93-1987	Spring washer 10	3	垫圈10
9	GB/T5786-2000	Bolt M10×1.5×35	3	螺栓M10×1.5×35
10	M60423P-01000	Exhaust pipe A	1	排气管A
11	60423S-04000	Exhaust pipe C	1	排气管C
12	M6042300001	U-Bolt	5	U型螺栓
13	M6042300002	Stopper	5	卡板
14	GB93-87	Spring washer 8	10	垫圈8
15	GB6170-2000	Nut M8	10	螺母M8

图20/Fig20.

消音器及安装/MUFFLER ASS'Y

FD100T-MWL3,FD120T-MXWQ3



序号 Item No.	代号 Part No.	名称 Description	数量 Q'ty	备注 Remark
1	M6042304000	Vertical exhaust pipe ass'y	1	高位排气管总成
2	M6042300001	U-Bolt	4	U型螺栓
3	GB/T93-1987	Spring washer 8	10	垫圈8
4	GB/T6170-2000	Nut M8	10	螺母M8
5	M6042300002	Stopper	4	卡板
6	M6042303000	Hose	1	接管
7	GB/T5782-2000	Bolt M10×55	1	螺栓M10×55
8	M3032300002	Rubber pad	1	橡胶垫
9	GB/T97.1-2002	Washer 10	1	垫圈10
10	GB/T889.1-2000	Nut M10	1	锁紧螺母M10
11	M6042301000	Muffler ass'y	1	消声器总成
12	M3032300009	Rubber pad A	1	橡胶垫A
13	10A23K-02000	Exhaust pipe B	1	排气管B
14	10A23K-01000	Exhaust pipe A	1	排气管A

图21/Fig21.

变矩器油冷却系统/Tor-con Oil Cooling System

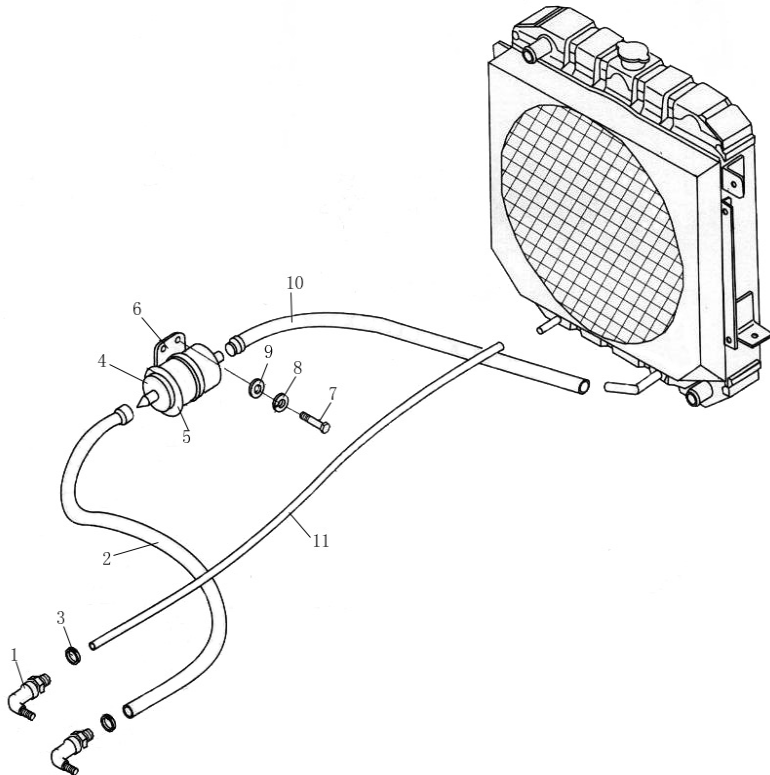
FD50-70T-MGH2,FD50-70T-MGH3. FD50-100T-MGO2,FD50-100T-MGO3

FD50-100T-MWF2,FD50-100T-MWF3. FD50-70T-MWJ2,FD50-70T-MWJ3

FD50-70T-MWH2,FD50-70T-MWH3

FD100T-MWL3,FD120T-MXWQ3

FD50-70T-MWP3



序号 Item No.	代号 Part No.	名称 Description	数量 Q'ty	备注 Remark
1	M6044701000	Bolt	2	铰接螺栓
2	M6044700003	Hose 1050	1	油管1050
3	QC/T390-1999	Hoop Φ28	6	双钢丝卡箍Φ28
4	M6044700002	Hydraulic filter	1	滤油器
5	QC/T390-1999	Hoop Φ105	1	双钢丝卡箍Φ105
6	M6044700006	Bracket	1	支架
7	GB65-85	Screw M8×12	2	螺钉M8×12
8	GB93-87	Spring washer 8	2	垫圈8
9	GB97.1-85	Washer 8	2	垫圈8
10	M6044700004	Hose 1250	1	油管1250
11	M6044700005	Hose 1400	1	油管1400

图22/FIG22.

电气系统 / ELECTRIC SYSTEM

FD120T-MXWQ3

序号 Item No.	代号 Part No.	名称 Description	数量 Q'ty	备注 Remark
01	12A24X-01100	Main wiring harness	主线束	1
02	30324-03000	Head light (left)wiring harness	左前灯线束	1
03	12A24X-01200	Display wiring harness	仪表架线束	1
04	30324-04000	Head light (right)wiring harness	右前灯线束	1
05	60324-05000	Rear light wiring harness	尾灯线束	1
06	ST10×150	Cable tie	固定式扎带	按需
07	ST8×350	Cable tie	普通扎带	按需
08	60424P-06000	Battery cable(+)	电瓶正极线	1
09	60324I-07000	Battery cable(-)	电瓶负极线	1
10	60324I-08000	Battery cable	电瓶正负极连接线	1
11	12A24X-01101	Fuse	易熔线	1
12	60424P-10000	Grounding wire	接地线	1

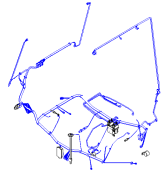
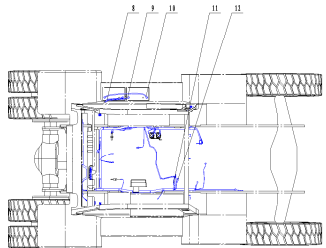
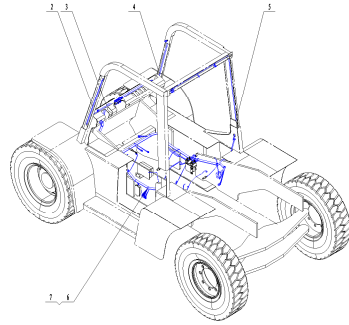
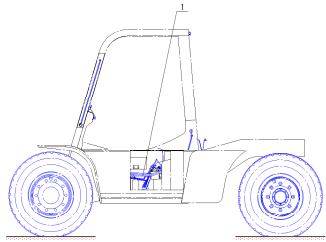
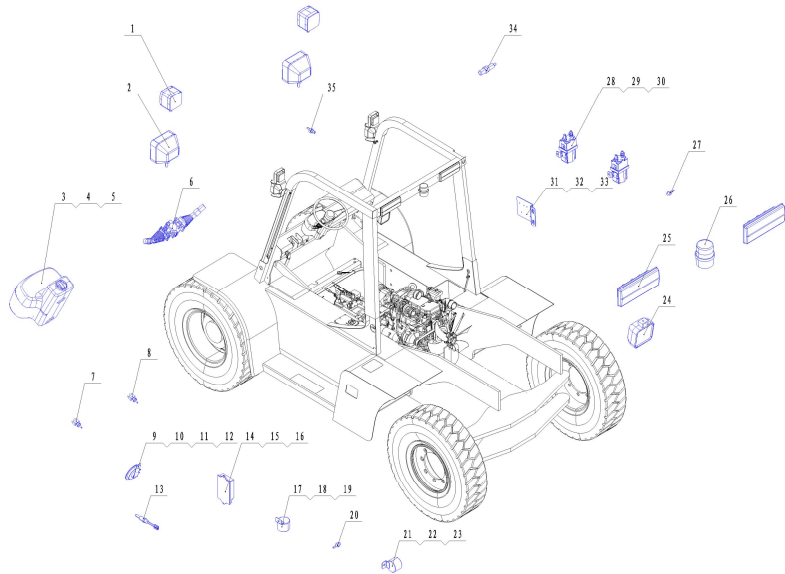


图23/FIG23.

电气系统 / ELECTRIC SYSTEM

FD120T-MXWQ3

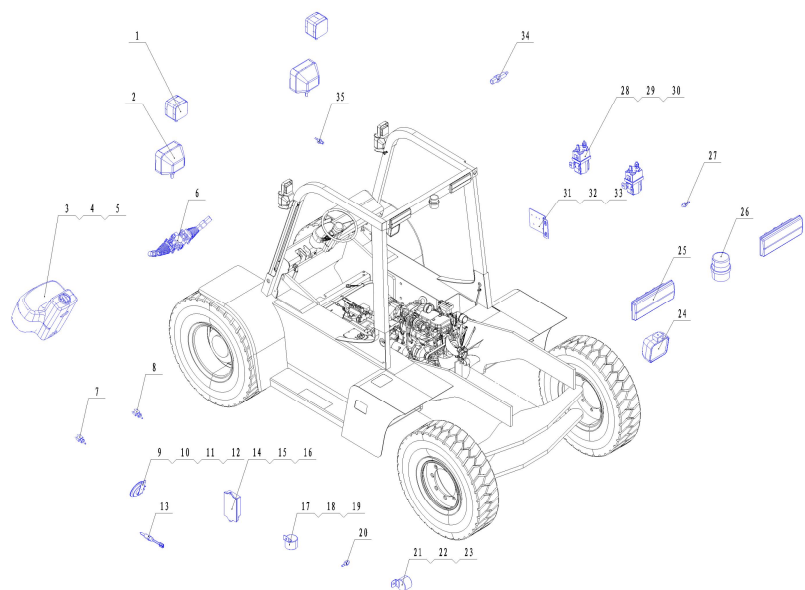


序号 Item No.	代号 Part No.	名称 Description	数量 Q'ty	备注 Remark
01	60324-00019	Front combination lamp	前组合灯	2
02	60324-00018	Head lamp	前大灯	2
03	10A24Q-50000	Display	仪表	1
04	GB/T818-2000	Bolt M6×35	螺钉 M6×35	4
05	GB5287-2002	Washer M6	特大垫圈 M6	4
06	30424-00016	Combination switch	组合开关	1
07	30324-00024	Rear work lamp switch	后大灯开关	1
08	30324-00024	Mode switch	行驶模式开关	1
09	60324-00030	Horn	喇叭	1
10	GB/T5783-2000	Bolt M8×16	螺栓M8×16	1
11	GB/T41-2000	Nut M8	螺母 M8	1
12	GB93-1987	Washer M8	标准型弹簧垫圈 M8	1
13	30324-00034	Brake switch	刹车灯开关	1
14	10A24Q-00051	Speed control box	速度控制盒	1
15	GB/T41-2000	Nut M6	螺母 M6	2
16	GB93-1987	Washer M6	标准型弹簧垫圈 M6	2
17	60324-00041	Low pressure alarm	报警器	1
18	GB/T5783-2000	Bolt M8×16	螺栓 M8×16	1
19	GB93-1987	Washer M8	标准型弹簧垫圈 M8	1
20	60424-00036	Water temperature Sensor	水温传感器	1
21	60324-00035	Buzzer	倒车蜂鸣器	1
22	GB/T5783-2000	Bolt M8×16	螺栓 M8×16	1
23	GB93-1987	Washer M8	标准型弹簧垫圈 M8	1
24	60324-00021	Work lamp	工作灯	1
25	60324-00020	Rear combination lamp	三色尾灯	2

图23/FIG23.

电气系统 / ELECTRIC SYSTEM

FD120T-MXWQ3

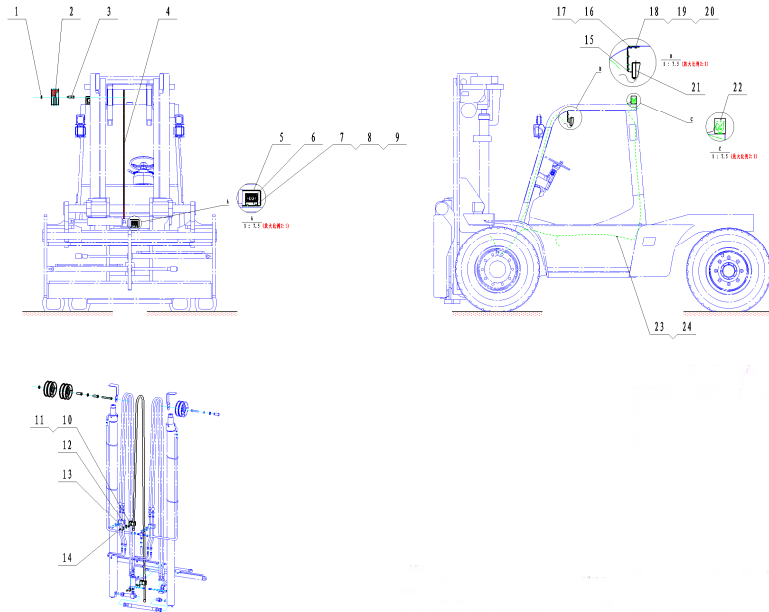


序号 Item No.	代号 Part No.	名称 Description	数量 Q'ty	备注 Remark
26	30324-00022	Caution light	警示灯	1
27	60324-00037	Oil pressure switch	油压开关	1
28	16A24-00005	Connector	接触器	2
29	GB/T5783-2000	Bolt M5×6	螺钉 M5×6	4
30	GB93-1987	Washer M5	标准型弹簧垫圈 M5	4
31	16A24-00001	Bracket	接触器支架	1
32	GB/T5783-2000	Bolt M14×30	螺栓 M14×30	2
33	GB93-1987	Washer M14	标准型弹簧垫圈 M14	2
34	60424-00050	Speed sensor	速度传感器	1
35	60424-00036	Oil temperation sensor	油温传感器	1

图24/FIG24.

双路视频系统 / ELECTRIC SYSTEM

FD120T-MXWQ3

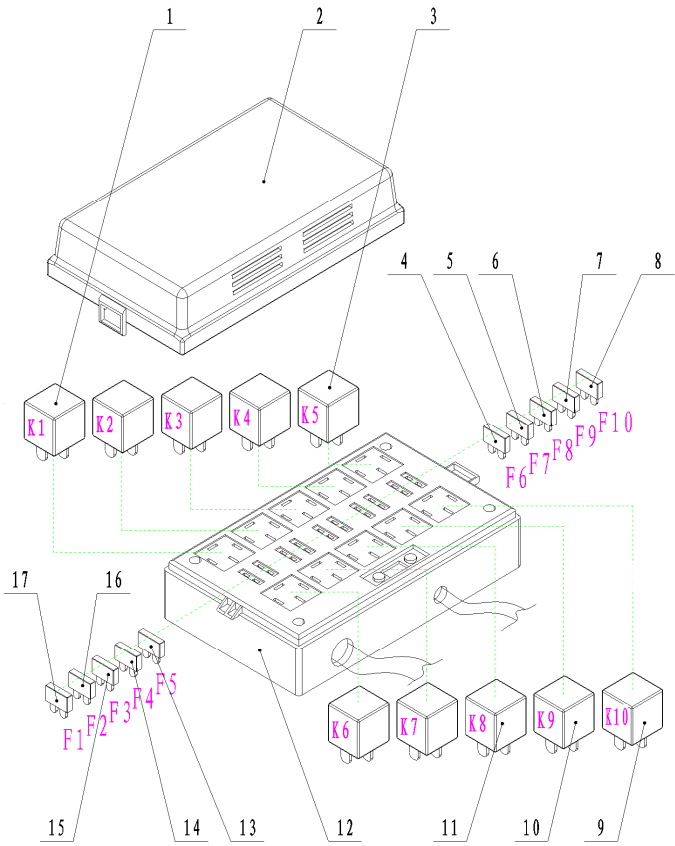


序号 Item No.	代号 Part No.	名称 Description	数量 Q'ty	备注 Remark
01	30386S-00004	Sleeve	隔套	1
02	12A28X-00001	Pulley	滑轮	1
03	30386S-00003	Step bolt	台阶螺栓	1
04	JZ-HF-CY 15933	Grounding wire	拖链电缆	1
05	12A28X-02001	Camera bracket	前置摄像头支架	1
06	16A28-02000	Camera	摄像头	2
07	GB/T70.1-2000	Bolt M5×8	内六角圆柱头螺钉 M5×8	9
08	GB95-2002	Washer M5	平垫圈 M5	9
09	GB93-1987	Washer M5	标准型弹簧垫圈 M5	9
10	60486S-00001	Clip	管夹	2
11		Φ12×4 Rubber gasket	Φ12×4橡胶垫	2
12	GB97.1-2002	Washer 8	垫圈8	4
13	GB93-1987	Washer 8	垫圈8	4
14	GB5783-2000	Bolt M8×55	螺栓M8×55	4
15	16A28-03000	Display seat	显示屏座	1
16	12A28X-01001	Display bracket	显示屏支架	1
17		3mmRubber gasket	3mm橡胶垫	1
18	GB5783-2000	Bolt M6×12	螺栓M6×12	2
19	GB93-1987	Washer 6	垫圈6	2
20	GB97.1-2002	Washer 6	垫圈6	2
21	16A28-01000	Display ass'y	显示屏总成	1
22	12A28X-02002	Camera bracket	后置摄像头支架	1
23	16A28-04000	Data cable	视频线	1
24	ST8×350	Cable tie	尼龙扎带	按需

图25/FIG25.

电器盒 / ELECTRIC BOX

FD120T-MXWQ3



序号 Item No.	代号 Part No.	名称 Description	数量 Q'ty	备注 Remark
01	NVF4-3A-Z50a	Ignite relay	1	主继电器
02	12A24X-09102	Electrical box cover	1	电器盒盖
03	SGQ-254	Flasher	1	闪光器
04	15A	Directional control box fuse	1	方向控制保险丝
05	10A	Flasher fuse	1	闪光器保险丝
06	10A	Key switch fuse	1	钥匙开关保险丝
07	5A	ECU power Fuse	1	ECU电源保险丝
08	30A	ECU powe Fuse	1	ECU电源保险丝
09	NVF4-3A-Z50a	Horn Relay	1	喇叭继电器
10	NVF4-3A-Z50a	Reverse Relay	1	倒车继电器
11	NVF4-3A-Z50a	Work light Relay	1	大灯继电器
12	12A24X-09103	Electrical box seat	1	电器盒座
13	15A	Horn Fuse	1	喇叭保险丝
14	15A	Display Fuse	1	仪表保险丝
15	15A	Caution light Fuse	1	警示灯保险丝
16	30A	Cabin power Fuse	1	驾驶室电源保险丝
17	30A	Work light Fuse	1	大灯保险丝

图26/ Fig26.

传动装置安装/Drive Unit Mount

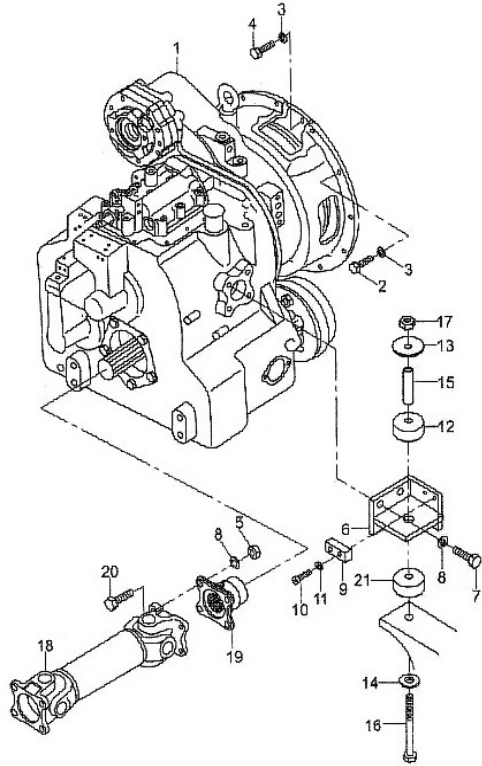
FD50-70T-MGH2,FD50-70T-MGH3. FD50-100T-MGO2,FD50-100T-MGO3

FD50-100T-MWF2,FD50-100T-MWF3. FD50-70T-MWJ2,FD50-70T-MWJ3

FD50-70T-MWH2,FD50-70T-MWH3

FD100T-MWL3,FD120T-MXWQ3

FD50-70T-MWP3



序号 Item No.	代号 Part No.	名称 Description	数量 Q'ty	备注 Remark
1	M6043601000	Transmission YQX100H4 传动装置YQX100H4型	1	MGH2,MGO2,MWF2
-	M60436A01000	Transmission YQXD100H4 传动装置YQXD100H4型	1	MGH3,MGO3,MWF3
-	60436S-01000	Transmission YQX100G1 传动装置YQX100G1型	1	MWJ2
-	60436SA-01000	Transmission YQXD100G1 传动装置YQXD100G1型	1	MWJ3
-	M60436P01000	Transmission YQX100HP 传动装置YQX100HP型	1	MWH2
-	M60436PA01000	Transmission YQXD100HP 传动装置YQXD100HP型	1	MWH3, MWP3
-	10A36Q-06000	Transmission YQXD100K 传动装置YQXD100K型	1	MWL3
-	12A36X-02000	Transmission YQXD120 传动装置YQXD120型	1	MXWQ3
2	GB5783-86	Bolt M10×30 螺栓M10×30	12	
3	GB93-87	Spring washer 10 垫圈10	22	
4	GB5783-86	Bolt M10×25 螺栓M10×25	10	
5	GB6171-86	Nut M16×1.5 螺母M16×1.5	8	
6	M6043403000	Transmission bracket 传动支架	2	
7	GB5786-86	Bolt M16×1.5×35 螺栓M16×1.5×35	8	
8	GB93-87	Spring washer 16 垫圈16	16	
9	M6043600002	Rubber cushion 缓冲垫	2	
10	GB67-85	Screw M6×12 螺钉M6×12	4	
11	GB97.1-85	Washer 6 垫圈6	4	
12	M6043604002	Rubber pad 橡胶垫	2	
13	M6043604004	Washer 垫圈	2	
14	M6043600001	Washer 垫片	2	

图26/Fig26.

传动装置安装/Drive Unit Mount

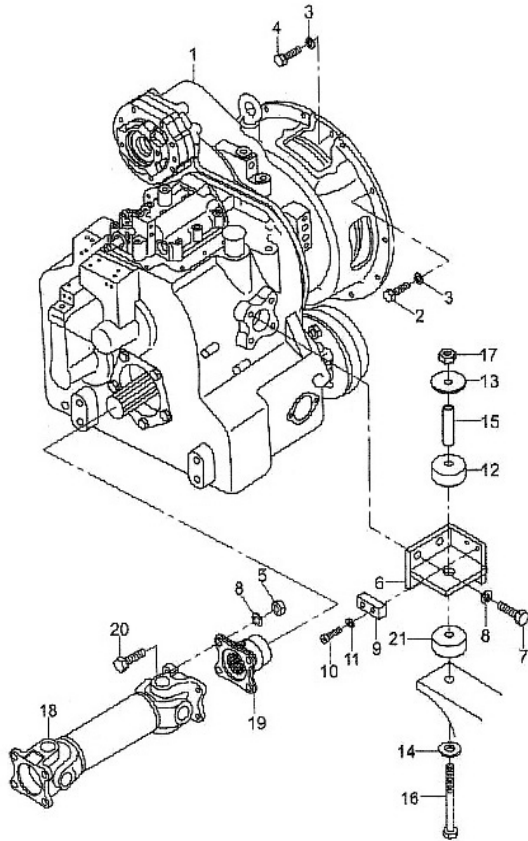
FD50-70T-MGH2,FD50-70T-MGH3. FD50-100T-MGO2,FD50-100T-MGO3

FD50-100T-MWF2,FD50-100T-MWF3. FD50-70T-MWJ2,FD50-70T-MWJ3

FD50-70T-MWH2,FD50-70T-MWH3

FD100T-MWL3,FD120T-MXWQ3

FD50-70T-MWP3



序号 Item No.	代号 Part No.	名称 Description	数量 Q'ty	备注 Remark
15	M6043604003	Collar	2	套管
16	GB5782-86	Bolt M10×110	2	螺栓M10×110
17	GB6182-86	Nut M10	2	螺母M10
18	M6043201000	Transmission shaft ass'y	1	传动轴总成
-	10A32-01000	Transmission shaft ass'y	1	传动轴总成
19	-	Joint bushing	1	联接套
20	M6043200001	Bolt	8	铰制螺栓
21	M6043604001	Rubber pad	2	橡胶垫
				小 12t
				变速箱配/For transmission

图27/ Fig27.

液力传动变速箱 (1) /Hydraulic Transmission (1)

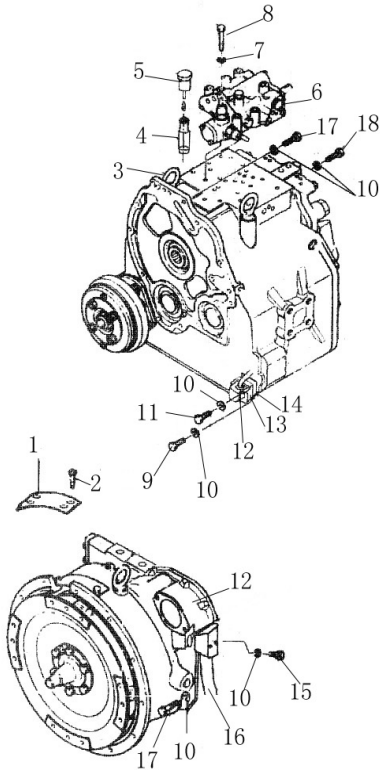
FD50-70T-MGH2,FD50-70T-MGH3. FD50-100T-MGO2,FD50-100T-MGO3

FD50-100T-MWF2,FD50-100T-MWF3. FD50-70T-MWJ2,FD50-70T-MWJ3

FD50-70T-MWH2,FD50-70T-MWH3

FD100T-MWL3

FD50-70T-MWP3

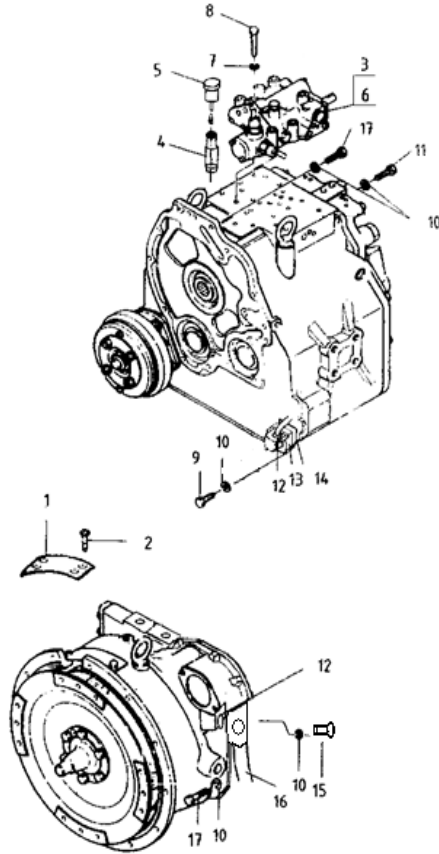


序号 Item No.	代号 Part No.	名称 Description	数量 Q'ty	备注 Remark
1	A847.5-56	Cup 通风罩	2	
2	GB67-85	Screw M6×10 螺钉M6×10	8	
3	GB828-88	Screw M16 吊环螺钉M16	2	
4	YQX100.040	Hole 加油口	1	
5	YQX100.904	Cap 加油口盖	1	
6	YQX100.905	Valve groupware 操纵阀组件	1	
7	GB7244-87	Spring washer 8 弹簧垫圈 8	9	
8	GB5782-86	Bolt M8×55 螺栓M8×55	9	
9	GB5785-86	Bolt M10×1.25×50 螺栓M10×1.25×50	2	
10	GB7244-87	Spring washer 10 弹簧垫圈 10	21	
11	GB5785-86	Bolt M10×1.25×80 螺栓M10×1.25×80	2	
12	GB1235-76	O-ring 35×3.1 O形密封圈35×3.1	2	
13	YQX100.038	Filter cover 滤油器盖	4	
14	YQX100.030	Gasket 纸垫	1	
15	GB5785-86	Bolt M10×1.25×70 螺栓M10×1.25×70	2	
16	YQX100.804	Cover plate ass'y 吸油管总成	1	
17	GB5786-86	Bolt M10×1.25×30 螺栓M10×1.25×30	14	
18	GB5785-86	Bolt M10×1.25×70 螺栓M10×1.25×70	1	

图28/Fig28.

液力传动变速箱 (1) /Hydraulic Transmission(1)

FD120T-MXWQ3



序号 Item No.	代号 Part No.	名称 Description	数量 Q'ty	备注 Remark
1	A847.5-56	Cup	2	通风罩
2	GB/T67-2008	Screw M6×10	4	螺钉M6×10
3	YQX100.010	Gasket	1	纸垫
4	YQX100.040	Hole	1	加油口
5	YQX100.904	Cap	1	加油口盖
6	YQX100.906B	Control valve (tor-con type)	1	电液控制阀
7	GB/T7244-87	Spring washer 8	8	弹簧垫圈 8
8	GB/T5782-2000	Bolt M8×65	6	螺栓M8×65
-	GB/T5782-2000	Bolt M8×45	2	螺栓M8×45
9	GB/T5785-2000	Bolt M10×1.25×50	4	螺栓M10×1.25×50
10	GB/T7244-87	Spring washer 10	21	弹簧垫圈 10
11	GB/T5785-2000	Bolt M10×1.25×70	1	螺栓M10×1.25×70
12	JB/T982-77	Washer	4	组合密封垫圈
13	YQX100.102	Filter cover	1	滤油器盖
14	YQX100.030	Gasket	1	纸垫
15	YQX100.101	Bolt	2	通油螺栓
16	YQX100.804S	Oil fill pipe	1	吸油管总成
17	GB/T5786-2000	Bolt M10×1.25×35	14	螺栓M10×1.25×35

图29/ Fig29.

液力传动变速箱 (2) /Hydraulic Transmission (2)

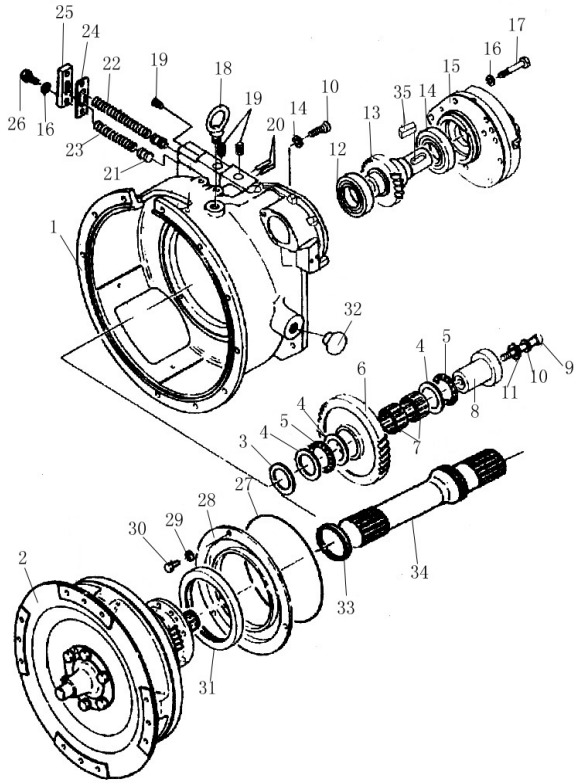
FD50-70T-MGH2,FD50-70T-MGH3. FD50-100T-MGO2,FD50-100T-MGO3

FD50-100T-MWF2,FD50-100T-MWF3. FD50-70T-MWJ2,FD50-70T-MWJ3

FD50-70T-MWH2,FD50-70T-MWH3

FD100T-MWL3

FD50-70-MWP3



序号 Item No.	代号 Part No.	名称 Description	数量 Q'ty	备注 Remark
1	YQX100H.001	Tor-con housing	变矩器壳	1
2	YJH315H-1	Tor-con	液力变矩器	1
3	YQX100.018	Adjusting pad	调整垫	1
4	GB4605-84	Washer	推力垫圈	3
5	GB4605-84	Needle bearing	推力滚针轴承	2
6	YQX100.016	Idler gear	惰轮	1
7	GB5846-86	Needle bearing	滚针轴承	2
8	YQX100.017	Idler gearShaft	惰轮轴	1
9	GB5785-86	Bolt M10×1.25×105	螺栓M10×1.25×105	1
10	GB93-87	Spring washer 10	弹簧垫圈10	1
11	GB97.2-85	Washer 10	垫圈10	1
12	GB/T276-94	Bearing 6209	深沟球轴承6209	1
13	YQX100.015	Drive gear	泵传动齿轮	1
14	GB/T276-94	Bearing 6209-RS	深沟球轴承6209-RS	1
15	YQX100.903	Oil pump ass'y	油泵组合件	1
16	GB7244-87	Spring washer 10	弹簧垫圈10	9
17	GB5785-86	Bolt M16×1.25×60	螺栓M16×1.25×60	7
18	GB825-88	Screw M16	吊环螺钉M16	1
19	YQX100.044	Screw plug	螺塞	3
20	GB119-86	Pin A6×50	圆柱销A6×50	2
21	YQX100.033	Safety valve	阀芯	2

图29/ Fig29.

液力传动变速箱 (2) /Hydraulic Transmission (2)

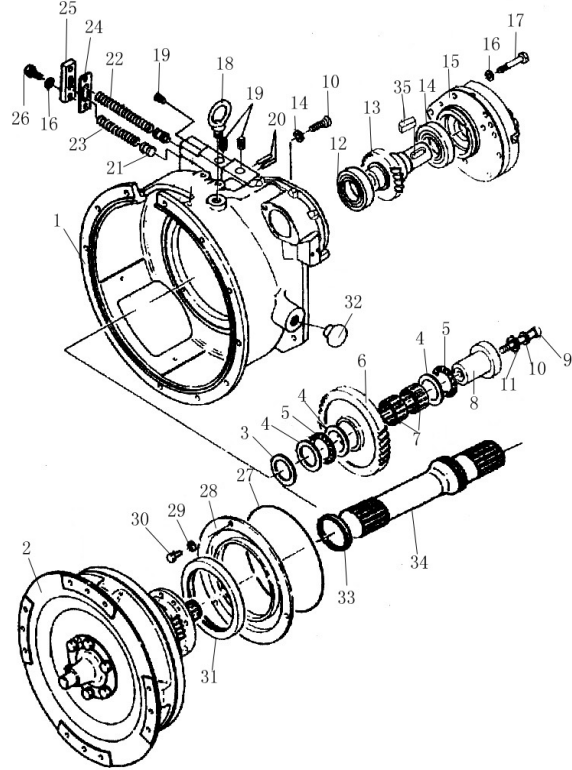
FD50-70T-MGH2,FD50-70T-MGH3. FD50-100T-MGO2,FD50-100T-MGO3

FD50-100T-MWF2,FD50-100T-MWF3. FD50-70T-MWJ2,FD50-70T-MWJ3

FD50-70T-MWH2,FD50-70T-MWH3

FD100T-MWL3

FD50-70T-MWP3

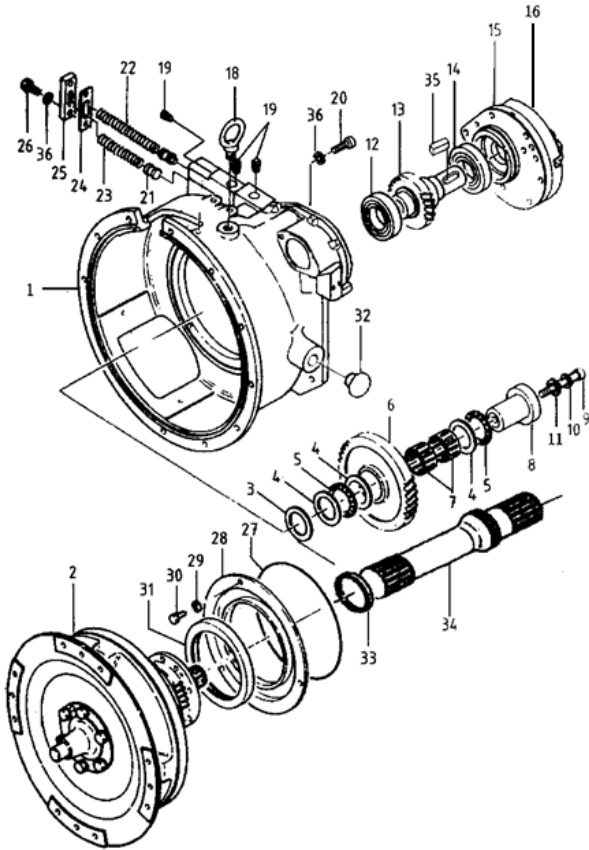


序号 Item No.	代号 Part No.	名称 Description	数量 Q'ty	备注 Remark
22	YQX100.034	Spring	弹簧	1
23	YQX100.035	Spring	弹簧	1
24	YQX100.037	Gasket	纸垫	1
25	YQX100.036	Cap	盖板	1
26	GB5786-86	Bolt M10×1.25×30	螺栓M10×1.25×30	2
27	GB1235-76	O-ring 220×5.7	O形密封圈220×5.7	1
28	YQX100.01	Plate	隔板	1
29	GB7244-87	Spring washer 8	弹簧垫圈8	3
30	GB5783-86	Bolt M8×20	螺栓M8×20	3
31	GB9877.1-88	Ring FB130×160×12	旋转轴唇形密封圈FB130×160×12	1
32	YDS45.082	Plug	塑料堵塞	2
33	YQX100.020	Seal ring	密封环	1
34	YQX100.019	Turbine shaft	涡轮轴	1
35	YQX100.042	Key	键	1

图30/Fig30.

液力传动变速箱 (2) /Hydraulic Transmission (2)

FD120T-MXWQ3

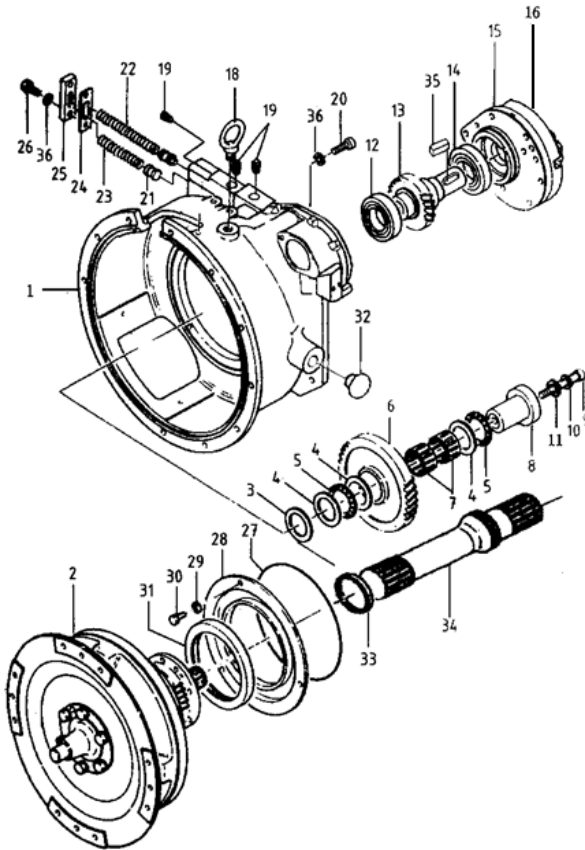


序号 Item No.	代号 Part No.	名称 Description	数量 Q'ty	备注 Remark
1	YQX120.001	Tor-con housing	1	变矩器壳
2	YBQ2323K	Tor-con	1	液力变矩器
3	YQX100.018	Adjusting pad	3	调整垫
4	AS456GB/T4605-2003	Washer	3	推力垫圈
5	AXK4565GB/T4605-2003	Needle bearing	2	推力滚针轴承
6	YQX100.016	Idler gear	1	惰轮
7	K455325GB5846-86	Needle bearing	2	滚针轴承
8	YQX100.017	Idler gearShaft	1	惰轮轴
9	GB/T5785-2000	Bolt M10×1.25×105	1	螺栓M10×1.25×105
10	GB/T93-87	Spring washer 10	1	弹簧垫圈10
11	GB/T97.2-2002	Washer 10	1	垫圈10
12	GB/T276-94	Bearing 6209	1	深沟球轴承6209
13	YQX100 II . 004	Drive gear	1	泵传动齿轮
14	GB/T276-94	Bearing 6209-RS	1	深沟球轴承6209-RS
15	YQX100.903	Oil pump ass'y	1	油泵组合件
16	YQX100.012	Cover	2	盖板
18	GB/T825-88	ScrewM16	1	吊环螺钉M16
19	YQX100.044	Plug	3	螺塞
20	GB/T5786-2000	Bolt M10×1.25×35	4	螺栓M10×1.25×35
21	YQX100.033	Safety valve	2	阀芯
22	YQX100.034	Spring	1	弹簧

图30/Fig30.

液力传动变速箱 (2) /Hydraulic Transmission (2)

FD120T-MXWQ3



序号 Item No.	代号 Part No.	名称 Description	数量 Q'ty	备注 Remark
23	YQX100.035	Spring	1	弹簧
24	YQX100.037	Gasket	1	纸垫
25	YQX100.036	Cap	1	盖板
26	GB/T5785-2000	Bolt M10×1.25×30	2	螺栓M10×1.25×30
27	GB1235-76	O-ring 220×5.7	1	O形密封圈220×5.7
28	YQX100.01	Plate	1	隔板
29	GB/T7244-87	Spring washer 8	3	弹簧垫圈8
30	GB/T5785-2000	Bolt M8×20	3	螺栓M8×20
31	GB/T9877-2008	Ring FB130×160×12	1	旋转轴唇形密封圈FB130×160×12
32	YDS45.082	Plug	2	塑料堵塞
33	YQX100.020	Seal ring	1	密封环
34	YYX80.002	Turbine shaft	1	涡轮轴
35	YQX100.042	Key	1	键
36	GB/T7244-87	Spring washer 10	6	弹簧垫圈 10

图31/Fig31.

变速箱 (1) /Hydraulic Transmission (1)

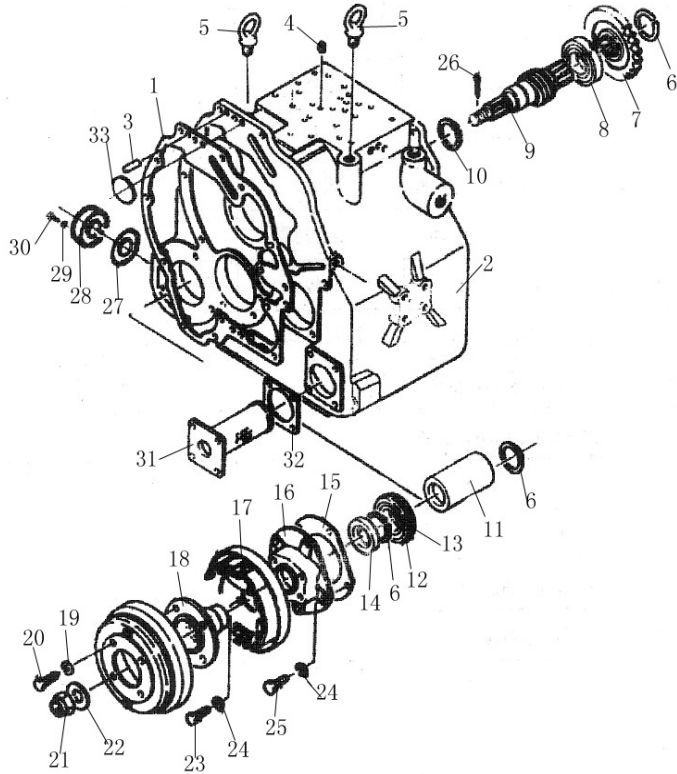
FD50-70T-MGH2,FD50-70T-MGH3. FD50-100T-MGO2,FD50-100T-MGO3

FD50-100T-MWF2,FD50-100T-MWF3. FD50-70T-MWJ2,FD50-70T-MWJ3

FD50-70T-MWH2,FD50-70T-MWH3

FD100T-MWL3

FD50-70T-MWP3



序号 Item No.	代号 Part No.	名称 Description	数量 Q'ty	备注 Remark
1	YQX100.022	Gasket	纸垫 1	
2	YQX100.001	Transmission housing	箱体 1	
3	GB119-86	Pin B10×22	圆柱销B10×22 2	
4	YQX100.011	Screw plug	节流螺塞 1	
5	GB825-88	Screw M16	吊环螺钉M16 2	
6	GB894.1-86	Clip spring 40	轴用弹性挡圈40 3	
7	YQX100C.008	Parking brake gear	停车制动齿轮 1	
8	GB/T276-94	Bearing 6208	深沟球轴承6208 1	
9	YQX100.005	Parking brake shaft	停车制动轴 1	
10	GB894.1-86	Clip spring 29	轴用弹性挡圈29 1	
11	YQX100C.007	Sleeve	隔套 1	
12	GB/T276-94	Bearing 6208N	深沟球轴承6208N 1	
13	GB305-89	Thrust ring 80/86.6	止动环80/86.6 1	
14	GB9877.1-88	Ring FB40628	旋转轴用唇形密封圈FB40628 1	
15	YQX100.024	Gasket	纸垫 1	
16	YQX100.026	Wheel brake seat	制动器座 1	
17	ZY3507	Gear	内涨机械手制动器 1	
18	YQX100.041	Flange	配合法兰 1	
19	GB7244-87	Spring washer 12	弹簧垫圈12 4	
20	GB5786-86	Bolt M12×1.25×25	螺栓M12×1.25×25 4	
21	GB6178-86	Nut M20×1.5	螺母M20×1.5 1	

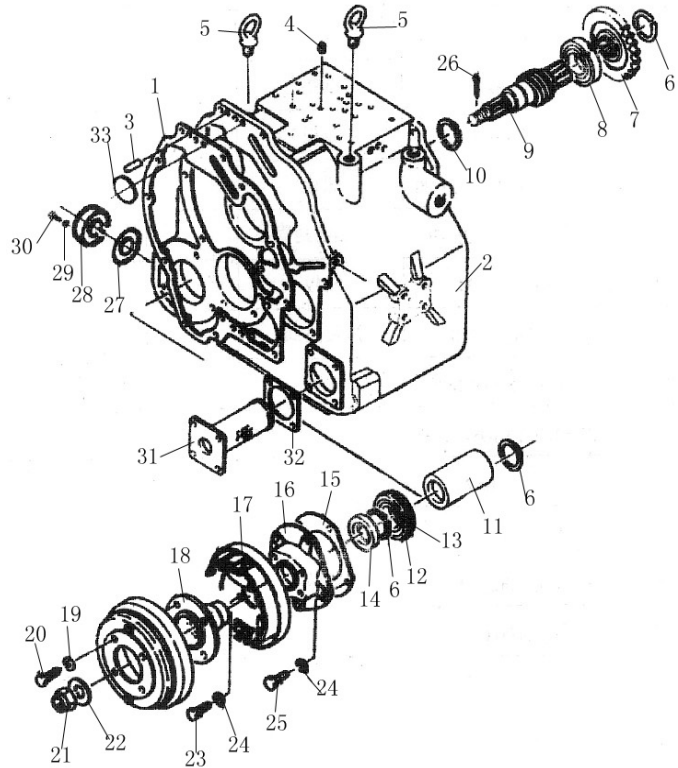
图31/Fig31.

变速箱 (1) /Transmission(1)

FD50-70T-MGH2,FD50-70T-MGH3. FD50-100T-MGO2,FD50-100T-MGO3
 FD50-100T-MWF2,FD50-100T-MWF3. FD50-70T-MWJ2,FD50-70T-MWJ3
 FD50-70T-MWH2,FD50-70T-MWH3

FD100T-MWL3

FD50-70T-MWP3

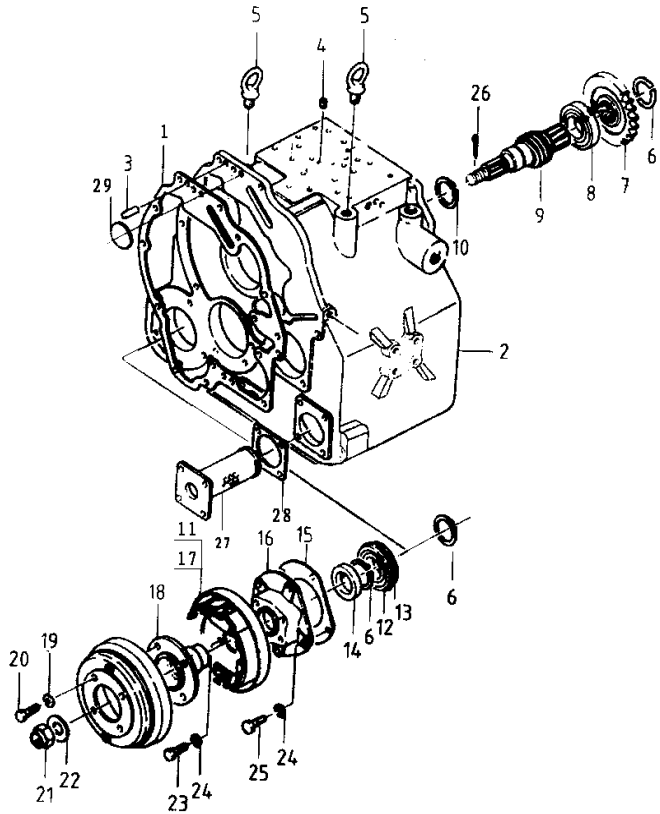


序号 Item No.	代号 Part No.	名称 Description	数量 Q'ty	备注 Remark
22	YQX100.028	Washer 垫圈	1	
23	GB7244-87	Bolt M10×1.25×20 螺栓M10×1.25×20	4	
24	GB5786-86	Spring Washer 10 弹簧垫圈10	9	
25	GB5786-86	Bolt M10×1.25×30 螺栓M10×1.25×30	5	
26	GB91-86	Cotter pin 4×36 开口销4×36	1	
27	YQX100.031	Gasket 纸垫	1	
28	YQX100H.003	Cap 盖	1	
29	GB7244-87	Spring Washer 8 弹簧垫圈8	2	
30	GB5783-86	Bolt M8×25 螺栓M8×25	2	
31	YQX100.803	Hydraulic filter 滤油器	1	
32	YQX100.030	Gasket 纸垫	1	
33	GB1235-76	O-ring 16×2.4 O形密封圈16×2.4	1	

图32/Fig32.

变速箱 (1) /Hydraulic Transmission (1)

FD120T-MXWQ3

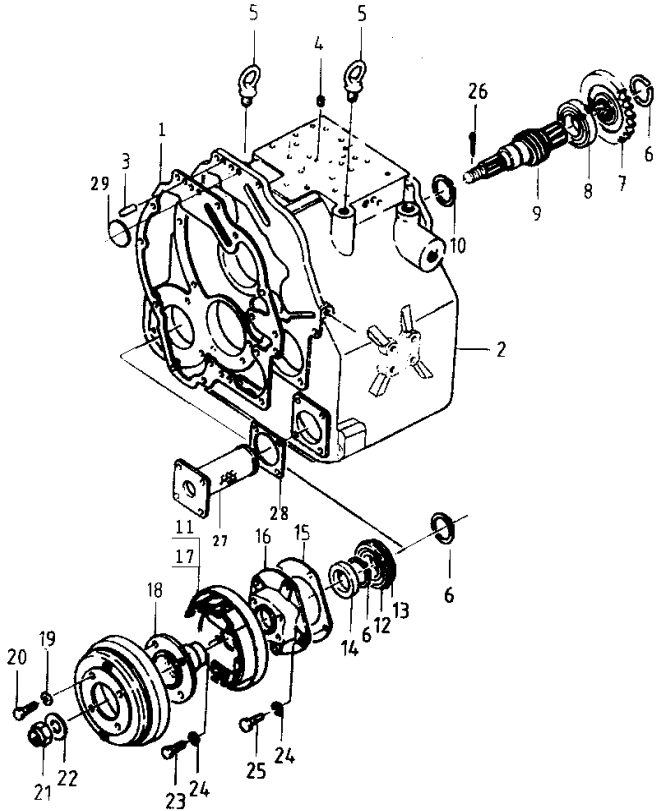


序号 Item No.	代号 Part No.	名称 Description	数量 Q'ty	备注 Remark
1	YQX100.022	Gasket	纸垫 1	
2	YQX100.001	Transmission housing	箱体 1	
3	GB/T119.1-2000	Pin B10×22	圆柱销B10×22 2	
4	YQX100.011	Screw plug	节流螺塞 1	
5	GB/T825-88	Screw M16	吊环螺钉M16 2	
6	GB/T894.1-86	Clip spring 40	轴用弹性挡圈40 3	
7	YQX120.004	Parking brake gear	停车制动齿轮 1	
8	GB/T276-94	Bearing 6208	深沟球轴承6208 1	
9	YQX100.005	Parking brake shaft	停车制动轴 1	
10	GB/T894.1-86	Clip spring 29	轴用弹性挡圈29 1	
11	ZY3507-02A	Brake cable	制动器拉索 1	
12	GB/T276-94	Bearing 6208N	深沟球轴承6208N 1	
13	GB/T305-9	Thrust ring 80/86.6	止动环80/86.6 1	
14	GB/T9877-2008	Ring FB40628	旋转轴用唇形密封圈FB40628 1	
15	YQX100.024	Gasket	纸垫 1	
16	YQX100.026	Wheel brake seat	制动器座 1	
17	ZY3507-01	Parking brake ass'y	驻车制动器总成 1	
18	YQX100.041	Flange	配合法兰 1	
19	GB7244-87	Spring washer 12	弹簧垫圈12 4	
20	GB/T5786-2000	Bolt M12×1.25×25	螺栓M12×1.25×25 4	
21	GB/T6178-86	Nut M20×1.5	螺母M20×1.5 1	

图32/Fig32.

变速箱 (1) /Transmission(1)

FD120T-MXWQ3



序号 Item No.	代号 Part No.	名称 Description	数量 Q'ty	备注 Remark
22	YQX100.028	Washer	1	垫圈
23	GB/T5786-2000	Bolt M10×1.25×20	4	螺栓M10×1.25×20
24	GB/T7244-87	Spring Washer 10	9	弹簧垫圈10
25	GB/T5786-2000	Bolt M10×1.25×30	5	螺栓M10×1.25×30
26	GB/T91-2000	Cotter pin 4×36	1	开口销4×36
27	YQX100.908	Strainer	1	纸滤油器
28	YQX100.030	Gasket	1	纸垫
29	GB1235-76	O-ring 16×2.4	1	O形密封圈16×2.4

图33/ Fig33.

变速箱 (2) /Transmission (2)

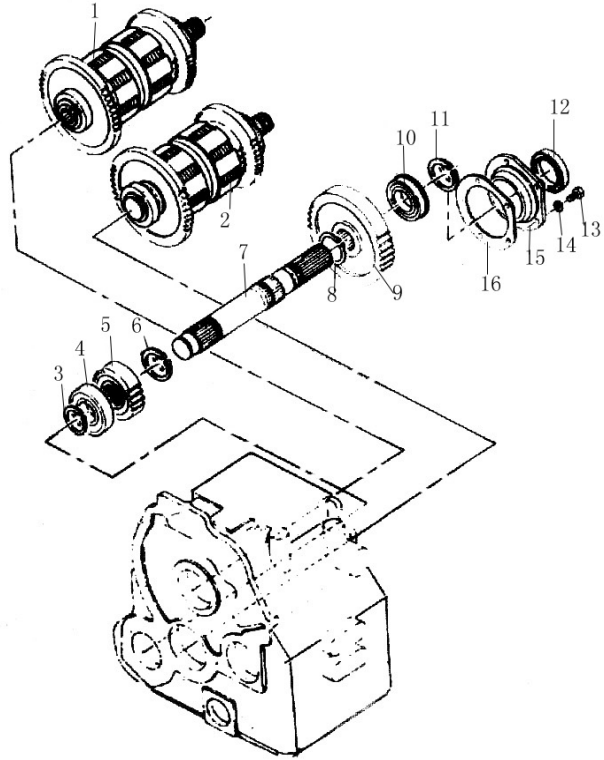
FD50-70T-MGH2,FD50-70T-MGH3. FD50-100T-MGO2,FD50-100T-MGO3

FD50-100T-MWF2,FD50-100T-MWF3. FD50-70T-MWJ2,FD50-70T-MWJ3

FD50-70T-MWH2,FD50-70T-MWH3

FD100T-MWL3

FD50-70T-MWP3

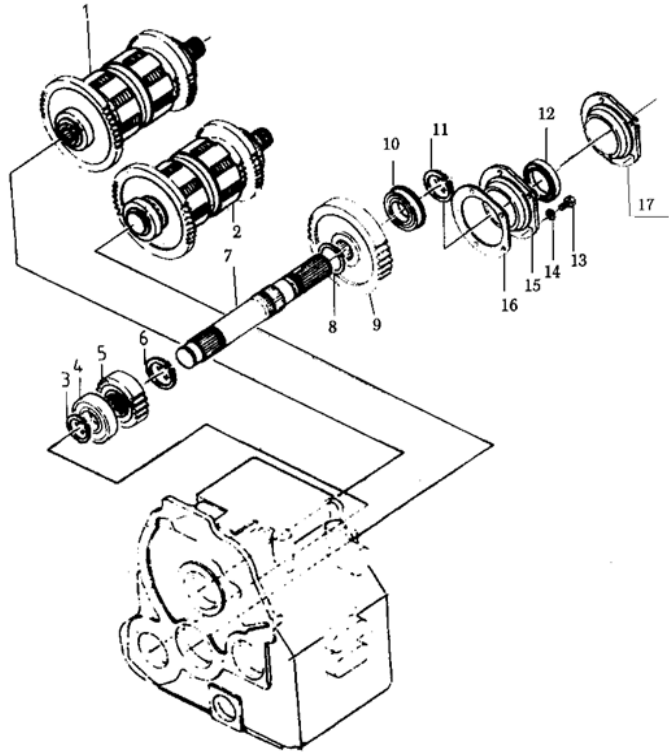


序号 Item No.	代号 Part No.	名称 Description	数量 Q'ty	备注 Remark
1	YQX100C.901	Clutch I 离合器I	1	
2	YQX100C.902	Clutch II 离合器II	1	
3	GB894.1-86	Clip spring 45 轴用弹性挡圈45	1	
4	GB/T276-94	Bearing 6309 深沟球轴承6309	1	
5	YQX100C.006	Gear 齿轮	1	
6	GB894.1-86	Clip spring 50 轴用弹性挡圈50	1	
7	YQX100.007	Output shaft 输出轴	1	
8	GB894.1-86	Clip spring 60 轴用弹性挡圈60	1	
9	YQX100C.005	Gear 齿轮	1	
10	GB/T276-94	Bearing 6211 深沟球轴承6211	1	
11	GB894.1-86	Clip spring 55 轴用弹性挡圈55	1	
12	GB9877.1-88	Seal ring FB52785 旋转轴唇形密封圈FB52785	1	
13	GB5786-86	Bolt M10×1.25×30 螺栓M10×1.25×30	5	
14	GB7244-87	Spring Washer 10 弹簧垫圈10	5	
15	YQX100.008	Output bearing seat 输出轴承座	1	
16	YQX100.009	Gasket 纸垫	1	

图34/Fig34.

变速箱 (2) /Transmission (2)

FD120T-MXWQ3



序号 Item No.	代号 Part No.	名称 Description	数量 Q'ty	备注 Remark
1	YQX120.901	Clutch I	1	离合器I
2	YQX120.902	Clutch II	1	离合器II
3	GB/T894.1-86	Clip spring 45	1	轴用弹性挡圈45
4	GB/T276-94	Bearing 6309	1	深沟球轴承6309
5	YQX100C.006	Gear	1	齿轮
6	GB/T894.1-86	Clip spring 50	1	轴用弹性挡圈50
7	YQX100.007	Output shaft	1	输出轴
8	GB/T894.1-86	Clip spring 60	1	轴用弹性挡圈60
9	YQX120.005	Gear	1	齿轮
10	GB/T276-94	Bearing 6211	1	深沟球轴承6211
11	GB894.1-86	Clip spring 55	1	轴用弹性挡圈55
12	GB/T9877-2008	Seal ring FB52785	1	旋转轴唇形密封圈FB52785
13	GB/T5786-2000	Bolt M10×1.25×30	5	螺栓M10×1.25×30
14	GB/T7244-87	Spring Washer 10	5	弹簧垫圈10
15	YQX100.008	Output bearing seat	1	输出轴承座
16	YQX100.009	Gasket	1	纸垫
17	YQX100C.001	Flange	1	连接法兰

图35/Fig35.

控制阀总成/Control Valve Ass'y

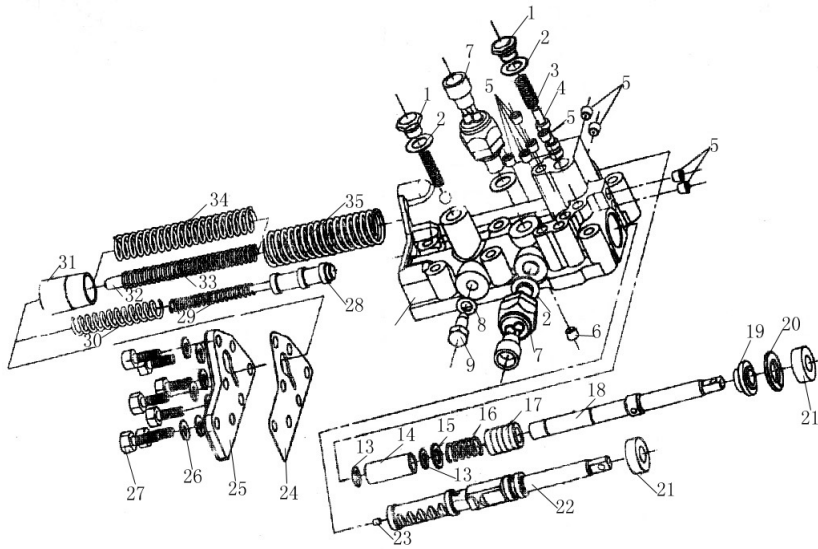
FD50-70T-MGH2,FD50-70T-MGH3. FD50-100T-MGO2,FD50-100T-MGO3

FD50-100T-MWF2,FD50-100T-MWF3. FD50-70T-MWJ2,FD50-70T-MWJ3

FD50-70T-MWH2,FD50-70T-MWH3

FD100T-MWL3

FD50-70T-MWP3



序号 Item No.	代号 Part No.	名称 Description	数量 Q'ty	备注 Remark
1	YDS30.055	Plug	油塞	2
2	Q/301B202-86	Seal ring 14×25×1	密封圈14×25×1	4
3	TQX100.091	Spring	弹簧	1
4	TQX100.090	Safety valve	阀芯	1
5	YDS30.102	Screw plug	螺塞	9
6	YQX100.092	Screw plug	节流螺塞	1
7	JK611B	Reverse lamp switch	倒车灯开关	2
8	Q/301B202-86	Seal ring 10×18×1	密封圈10×18×1	1
9	YQX100.081	Plug	止动螺钉	1
10	YQX100.003	Valve body	阀体	1
11	YQX100.088	Spring	弹簧	1
12	GB308-89	Ball	钢球	1
13	GB894.1-86	Clip spring 12	轴用弹性挡圈12	2
14	YQX100.083	Piston	活塞	1
15	YQX100.085	Collar	垫块	1
16	YQX100.087	Spring	弹簧	1
17	YQX100.084	Piston	活塞	1
18	YQX100.082	Inching valve lever	微动阀杆	1
19	YQX100.086	Inching valve sleeve	微动阀套	1
20	GB893.1-86	Snap spring 30	孔用弹性挡圈30	1
21	HG4-692-67	Oil seal PS14×30×10	油封PS14×30×10	2

图35/Fig35.

控制阀总成/Control Valve Ass'y

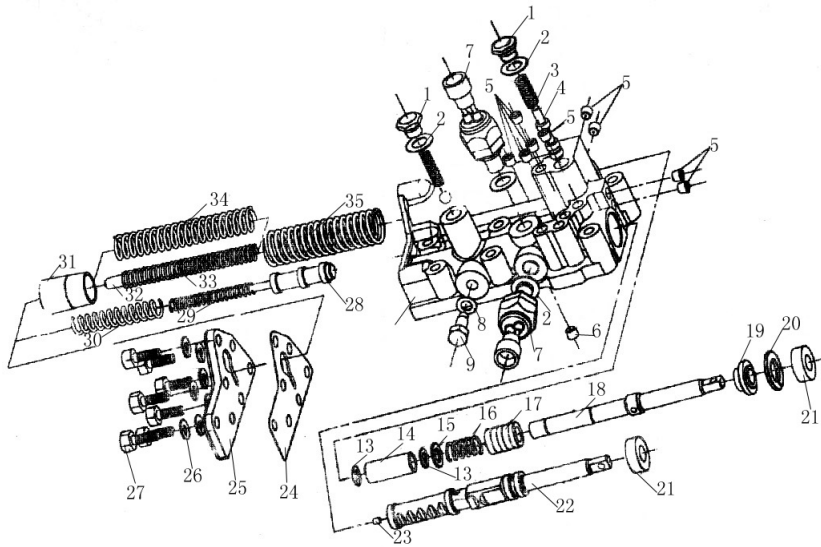
FD50-70T-MGH2,FD50-70T-MGH3. FD50-100T-MGO2,FD50-100T-MGO3

FD50-100T-MWF2,FD50-100T-MWF3. FD50-70T-MWJ2,FD50-70T-MWJ3

FD50-70T-MWH2,FD50-70T-MWH3

FD100T-MWL3

FD50-70T-MWP3



序号 Item No.	代号 Part No.	名称 Description	数量 Q'ty	备注 Remark
22	YQX100.094	Valve lever 操纵阀杆	1	
23	GB119-86	Pin D5×6 圆柱销D5×6	1	
24	YQX100.093	Gasket 纸垫	1	
25	YQX100.089	Cap 盖	1	
26	GB7244-87	Spring washer 8 弹簧垫圈8	7	
27	GB5783-86	Bolt M8×25 螺栓M8×25	7	
28	YQX100.096	Valve element 转换阀芯	1	
29	YBS5.311	Spring 弹簧	1	
30	YBS5.312	Spring 弹簧	1	
31	YQX100.095	Valve element 缓冲阀芯	1	
32	YQX100.097	Spacing lever 限位杆	1	
33	YBS5.306	Spring 弹簧	1	
34	YBS5.308	Spring 弹簧	1	
35	YBS5.307	Spring 弹簧	1	

图36/ Fig36.

供油泵/Charging Pump

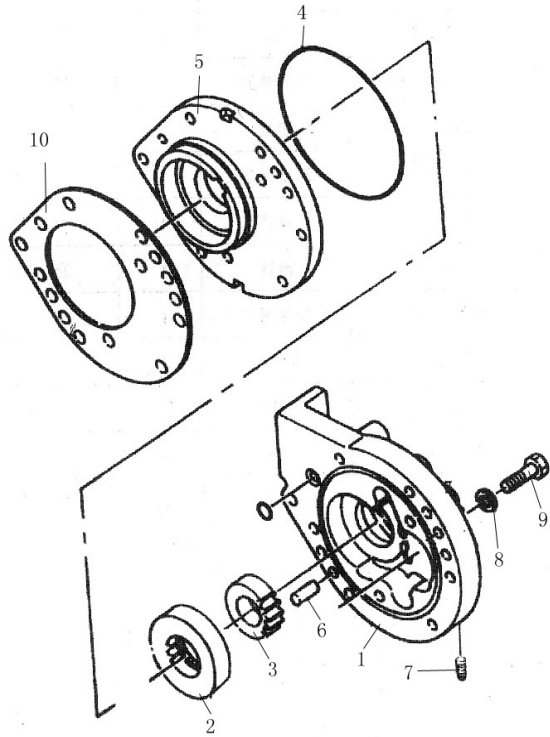
FD50-70T-MGH2,FD50-70T-MGH3. FD50-100T-MGO2,FD50-100T-MGO3

FD50-100T-MWF2,FD50-100T-MWF3. FD50-70T-MWJ2,FD50-70T-MWJ3

FD50-70T-MWH2,FD50-70T-MWH3

FD100T-MWL3

FD50-70T-MWP3

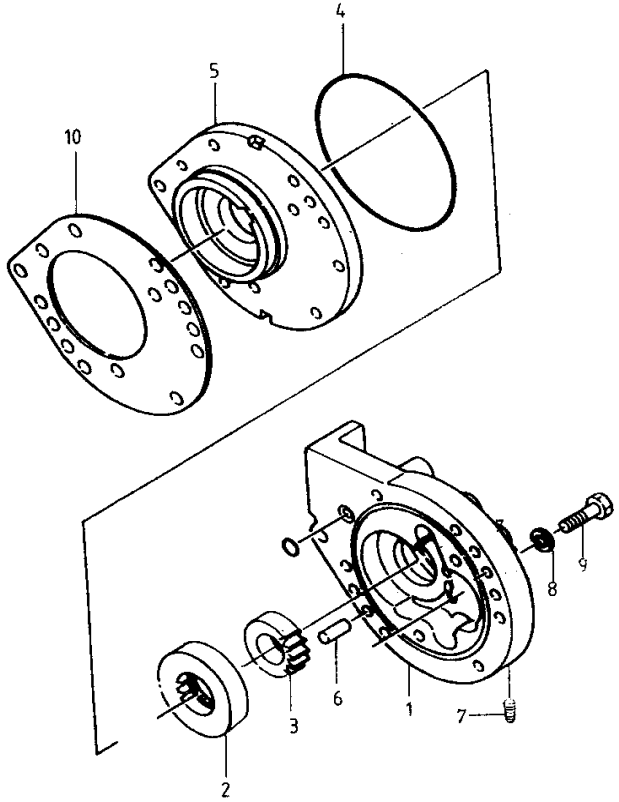


序号 Item No.	代号 Part No.	名称 Description	数量 Q'ty	备注 Remark
1	YQX100.079	Pump body	1	油泵体
2	YQX100.076	Pump gear (Inner)	1	油泵内齿轮
3	YQX100.077	Pump drive gear	2	油泵主动齿轮
4	GB1235-76	O-ring 145×3.1	1	O形密封圈145×3.1
5	YQX100.078	Charging pump cover	1	油泵盖
6	GB119-86	Pin B10×28	2	圆柱销B10×28
7	YDS30.102	Screw plug	1	螺塞
8	GB7244-87	Spring washer 10	2	弹簧垫圈10
9	GB5785-86	Bolt M10×1.25×40	2	螺栓M10×1.25×40
10	YQX100.014	Gasket	1	纸垫

图37/Fig37.

供油泵/Charging Pump

FD120T-MXWQ3



序号 Item No.	代号 Part No.	名称 Description	数量 Q'ty	备注 Remark
1	YQX100.079	Pump body	1	油泵体
2	YQX100.076	Pump gear (Inner)	1	油泵内齿轮
3	YQX100.077	Pump drive gear	2	油泵主动齿轮
4	GB1235-76	O-ring 145×3.1	1	O形密封圈145×3.1
5	YQX100.078	Charging pump cover	1	油泵盖
6	GB119.1-2000	Pin B10×28	2	圆柱销B10×28
7	YDS30.102	Screw plug	1	螺塞
8	GB/T7244-87	Spring washer 10	2	弹簧垫圈10
9	GB/T5785-2000	Bolt M10×1.25×40	2	螺栓M10×1.25×40
10	YQX100.014	Gasket	1	纸垫

图38/ Fig38.

离合器/Hydraulic Clutch

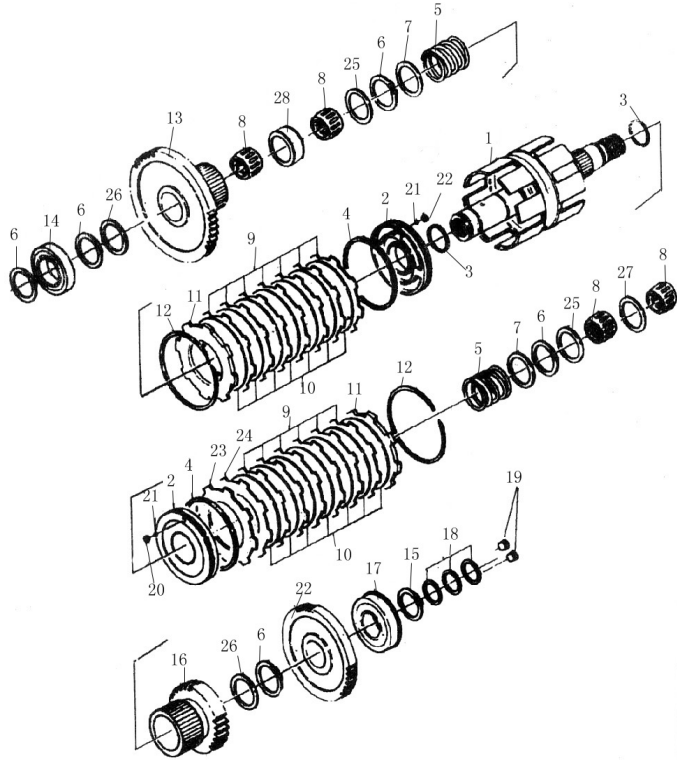
FD50-70T-MGH2,FD50-70T-MGH3. FD50-100T-MGO2,FD50-100T-MGO3

FD50-100T-MWF2,FD50-100T-MWF3. FD50-70T-MWJ2,FD50-70T-MWJ3

FD50-70T-MWH2,FD50-70T-MWH3

FD100T-MWL3

FD50-70T-MWP3



序号 Item No.	代号 Part No.	名称 Description	数量 Q'ty	备注 Remark
1	YQX100.805	Shaft ass'y	轴总成	1
2	15793-80231	Piston	活塞	2
3	YQX100.068	Seal ring	密封环	2
4	YQX100.073	Seal ring	密封环	2
5	YQX100.064	Spring	弹簧	2
6	GB894.1-86	Clip spring 50	轴用弹性挡圈50	5
7	YQX100.063	Spring seat	弹簧座	2
8	GB5846-86	Needle bearing K505820	滚针轴承K505820	4
9	YQX100.066	Plate friction (Out)	外摩擦片	13
10	YQX100.065	Plate friction (Inner)	内摩擦片	14
11	YQX100.067	End plate	端板	2
12	YQX100.070	Snap ring	卡环	2
13	YQX100C.003	Gear I	齿轮I	1
14	GB/T276-94	Bearing 6210	深沟球轴承6210	1
15	GB894.1-86	Clip spring 45	轴用弹性挡圈45	1
16	YQX100C.002	Gear II	齿轮II	1
17	GB/T276-94	Bearing 6309	深沟球轴承6309	1
18	YQX100.057	Seal ring	密封环	3
19	YDS30.102	Screw plug	螺塞	2
20	YDS30.006	Plug	塞	2
21	GB308-89	Ball 3.175G200b	钢球3.175G200b	2

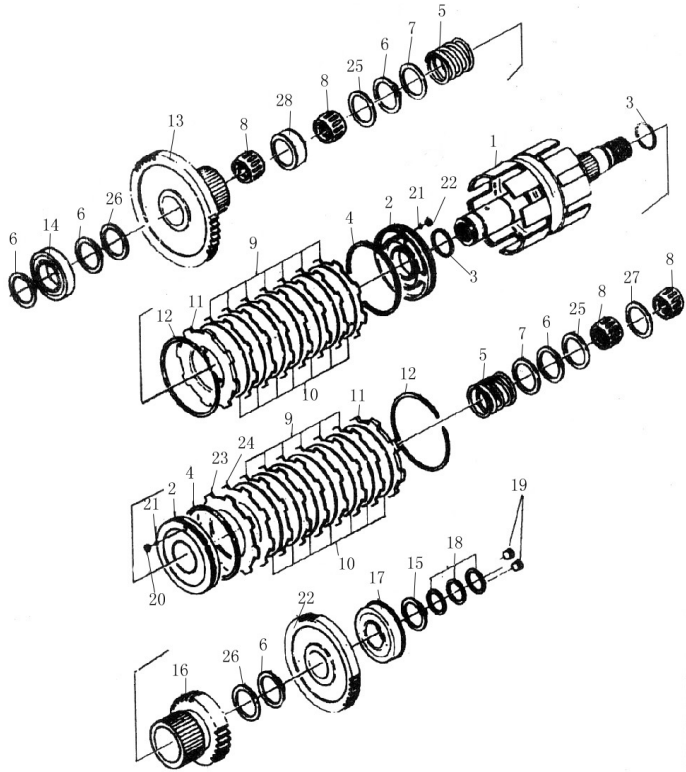
图38/ Fig38.

离合器/Hydraulic Clutch

FD50-70T-MGH2,FD50-70T-MGH3. FD50-100T-MGO2,FD50-100T-MGO3
 FD50-100T-MWF2,FD50-100T-MWF3. FD50-70T-MWJ2,FD50-70T-MWJ3
 FD50-70T-MWH2,FD50-70T-MWH3

FD100T-MWL3

FD50-70T-MWP3

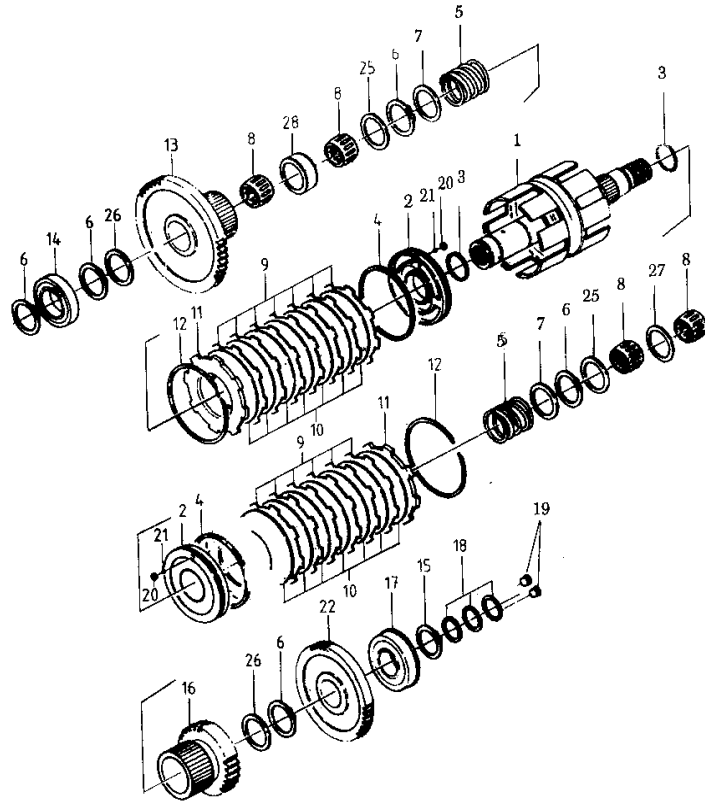


序号 Item No.	代号 Part No.	名称 Description	数量 Q'ty	备注 Remark
22	YQX100.058	Gear III 齿轮III	1	
23	YQX100.074	Plate 碟形板	1	
24	YQX100.075	Plate 压板	1	
25	YQX100.062	Thrust ring 止推环	2	
26	YQX100.059	Thrust ring 止推环	2	
27	YQX100.061	Separate plate 隔圈	1	
28	YQX100.069	Separate plate 隔圈	1	

图39/Fig39.

离合器/Hydraulic Clutch

FD120T-MXWQ3

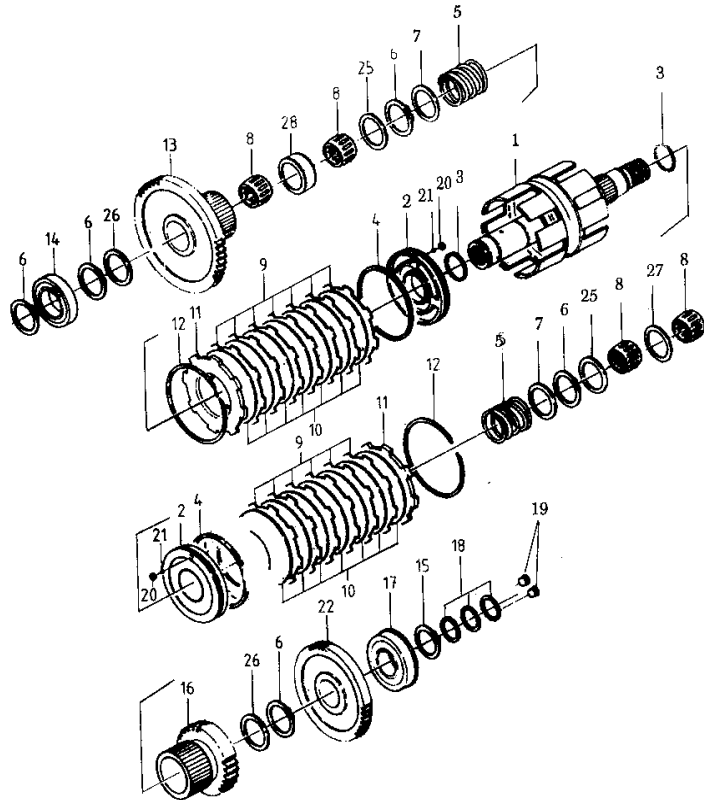


序号 Item No.	代号 Part No.	名称 Description	数量 Q'ty	备注 Remark	
1	YQX100.805	Shaft ass'y	轴总成	1	YQX120.901
-	YQX100.807	Shaft ass'y	轴总成	1	YQX120.902
2	15793-82031	Piston	活塞	2	
3	YQX100.068	Seal ring	密封环	2	
4	YQX100.073	Seal ring	密封环	2	
5	YQX100.064	Spring	弹簧	2	
6	GB/T894.1-86	Clip spring 50	轴用弹性挡圈50	5	
7	YQX100.063	Spring seat	弹簧座	2	
8	GB5846-86	Needle bearing K505820	滚针轴承K505820	4	
9	YQX100.066	Plate friction (Out)	外摩擦片	16	
10	YQX100.065	Plate friction (Inner)	内摩擦片	15	
11	YQX100.067	End plate	端板	2	
12	YQX100.070	Snap ring	卡环	2	
13	YQX100C.003	Gear I	齿轮I	1	YQX120.901
-	YQX100C.003	Gear IV	齿轮IV	1	YQX120.902
14	GB/T276-94	Bearing 6210	深沟球轴承6210	1	
15	GB/T894.1-86	Clip spring 45	轴用弹性挡圈45	1	
16	YQX120.002	Gear II	齿轮II	1	
17	GB/T276-94	Bearing 6309	深沟球轴承6309	1	
18	YQX100.057	Seal ring	密封环	3	
19	YDS30.102	Screw plug	螺塞	2	

图39/Fig39.

离合器/Hydraulic Clutch

FD120T-MXWQ3



序号 Item No.	代号 Part No.	名称 Description	数量 Q'ty	备注 Remark
20	YDS30.006	Plug	塞 2	
21	GB308-89	Ball 3.175G200b	钢球3.175G200b 2	
22	YQX100.058	Gear III	齿轮III 1	
24	YQX100.075	Plate	压板 1	
25	YQX100.062	Thrust ring	止推环 2	
26	YQX100.059S	Thrust ring	止推环 2	
27	YQX100.061	Separate plate	隔圈 1	
28	YQX100.069	Separate plate	隔圈 1	

图40/Fig40.

停车制动总成/Parking Brake Ass'y

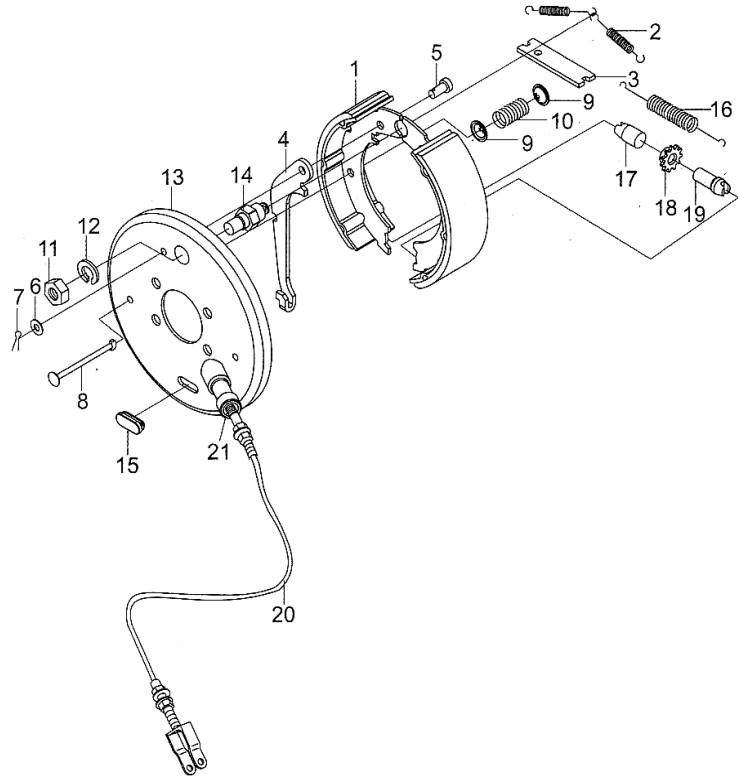
FD50-70T-MGH2,FD50-70T-MGH3. FD50-100T-MGO2,FD50-100T-MGO3

FD50-100T-MWF2,FD50-100T-MWF3. FD50-70T-MWJ2,FD50-70T-MWJ3

FD50-70T-MWH2,FD50-70T-MWH3

FD100T-MWL3,FD120T-MXWQ3

FD50-70T-MWP3



序号 Item No.	代号 Part No.	名称 Description	数量 Q'ty	备注 Remark
1	ZY3507-01100	Parking brake shoe ass'y	2	手制动蹄带摩擦片总成
2	ZY3507-01001	Spring	2	手制动蹄回位弹簧
3	ZY3507-01002	Plate	1	手制动蹄推板
4	ZY3507-01003	Lever	1	手制动蹄拉臂
5	GB882-86	Pin B8×16	1	销B8×16
6	GB95-85	Washer	1	垫圈
7	GB91-86	Pin 3×20	1	销3×20
8	ZY3507-01004	Positioning pin	1	手制动蹄定位销
9	ZY3507-01005	Positioning spring seat	1	手制动蹄定位弹簧座
10	ZY3507-01006	Positioning spring	1	手制动蹄定位弹簧
11	GB6171-86	Nut M8	1	螺母M8
12	GB93-87	Spring washer 8	1	垫圈8
13	ZY350701200	Parking brake plate ass'y	1	手制动底板总成
14	ZY350701007	Pin	1	手制动蹄支轴
15	ZY350701008	Plug	1	手制动器底板调整孔堵塞
16	ZY350701009	Spring	1	手制动器蹄下端拉簧
17	ZY350701010	Adjuster cover	1	手制动间隙调整套
18	ZY350701011	Adjuster wheel	1	手制动间隙调整轮
19	ZY350701012	Adjuster screw	1	手制动间隙调整螺钉
20	ZY350702A000	Parking brake cable ass'y	1	制动拉索总成
21	ZY350702A001	Spring	1	手制动器钢丝绳回位弹簧

图41/Fig41.

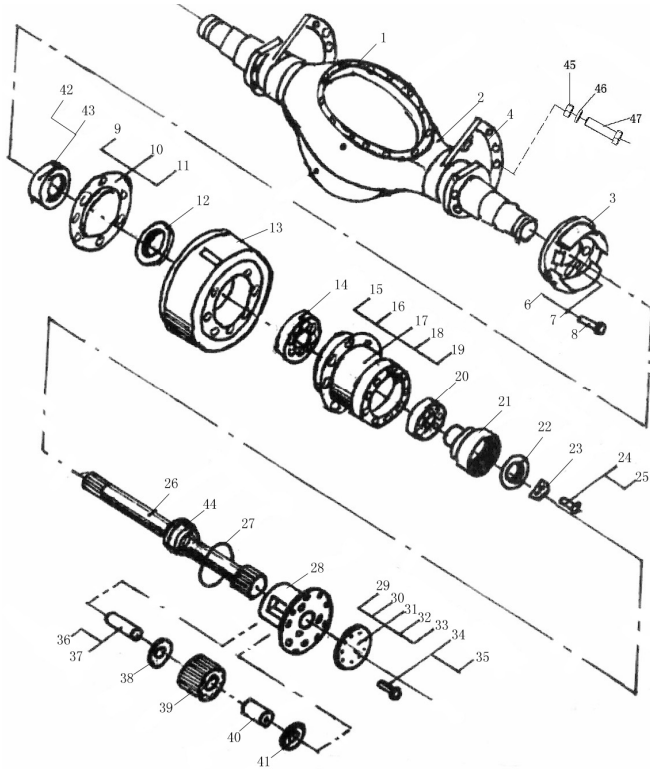
驱动桥/Drive Axle

FD50-70T-MGH2,FD50-70T-MGH3. FD50-70T-MGO2,FD50-70T-MGO3

FD50-70T-MWF2,FD50-70T-MWF3. FD50-70T-MWJ2,FD50-70T-MWJ3

FD50-70T-MWH2,FD50-70T-MWH3

FD50-70T-MWP3



序号 Item No.	代号 Part No.	名称 Description	数量 Q'ty	备注 Remark
-	M6043001000	Drive Axle ass'y	1	驱动桥总成 动力制动 /Dynamic
-	M60430Z01000	Drive Axle ass'y	1	驱动桥总成 真空助力制动 /Vacuum
1	052000	Housing ass'y	1	桥体总成
2	ZB/T34001-87	75501708 Breather plug	1	75501708透气塞
3	055000	Wheel Brake ass'y (L.H.)	1	制动器总成(左) 真空助力制动 /Vacuum
-	055000	Wheel Brake ass'y (R.H.)	1	制动器总成(右) 真空助力制动 /Vacuum
-	055000Y	Wheel Brake ass'y (L.H.)	1	制动器总成(左) 动力制动 /Dynamic
-	055000Y	Wheel Brake ass'y (R.H.)	1	制动器总成(右) 动力制动 /Dynamic
4	052004G	Nut	6	圆螺母
5	Q/ZB220-86	Screw plug M24×2	3	螺塞M24×2
6	050005H	Bolt M16	12	螺栓M16
7	050006H	Bolt M16	4	螺栓M16
8	050007H	Bolt M16	4	螺栓M16
9	053005	Meter	2	挡油盘
10	053027	Bolt M16	4	铰制螺栓M16
-	053028	Bolt M16	12	螺栓M16
11	053033D	Gasket	8	防松垫
12	GB9877.1-88	Oil seal SG120×150×14	2	骨架油封SG120×150×14
13	053003D	Brake drum	2	制动鼓
14	GB297-84	Bearing 7520E(7220E)	2	轴承7520E(7220E)
15	053007	Nut	20	螺母

图41/Fig41.

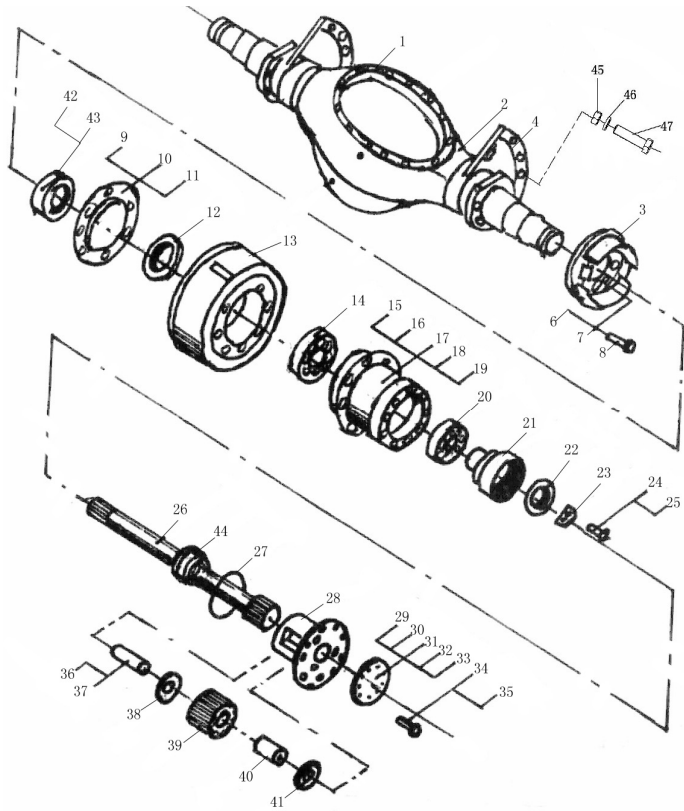
驱动桥/Drive Axle

FD50-70T-MGH2,FD50-70T-MGH3. FD50-70T-MGO2,FD50-70T-MGO3

FD50-70T-MWF2,FD50-70T-MWF3. FD50-70T-MWJ2,FD50-70T-MWJ3

FD50-70T-MWH2,FD50-70T-MWH3

FD50-70T-MWP3



序号 Item No.	代号 Part No.	名称 Description	数量 Q'ty	备注 Remark
16	053011	Hub	2	轮毂
17	053008	Bolt	20	双头螺栓
18	053009	Nut	20	螺母
19	053010	Nut	20	螺母
20	GB272-88	Bearing 7521E(7221E)	2	轴承7521E(7221E)
21	053013	Gear ring(inner)	2	内齿圈
22	053014	Nut	2	螺母
23	053004	Cap	2	挡板
24	GB93-87	Spring washer 8	4	弹簧垫圈8
25	GB85783-86	Bolt M8×25	4	螺栓M8×25
26	0500001	Half axle	2	半轴
27	GB1235-76	O-ring190×3.1	2	O型密封圈190×3.1
28	053015	Gear carrier	2	行星轮架
29	053017	Bottom cap	2	端盖
30	GB5783-86	Bolt M10×20	12	螺栓M10×20
31	GB859-87	Spring washer 10	12	弹簧垫圈10
32	Q61401	Screw plug Z 1/8"	2	螺塞Z 1/8"
33	Q/ZB220-77	Screw plug M14×1.5	2	螺塞M14×1.5
34	JB982-77	Combination washer 14	2	组合垫圈 14
-	GB5783-86	Bolt M12×35	30	螺栓M12×35
35	GB93-87	Spring washer 12	30	弹簧垫圈12

图41/Fig41.

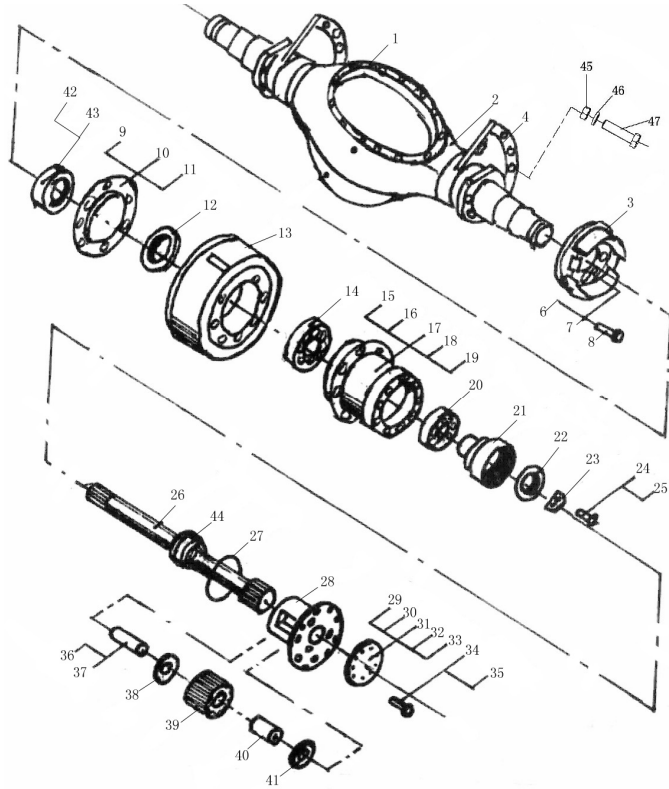
驱动桥/Drive Axle

FD50-70T-MGH2,FD50-70T-MGH3. FD50-70T-MGO2,FD50-70T-MGO3

FD50-70T-MWF2,FD50-70T-MWF3. FD50-70T-MWJ2,FD50-70T-MWJ3

FD50-70T-MWH2,FD50-70T-MWH3

FD50-70T-MWP3

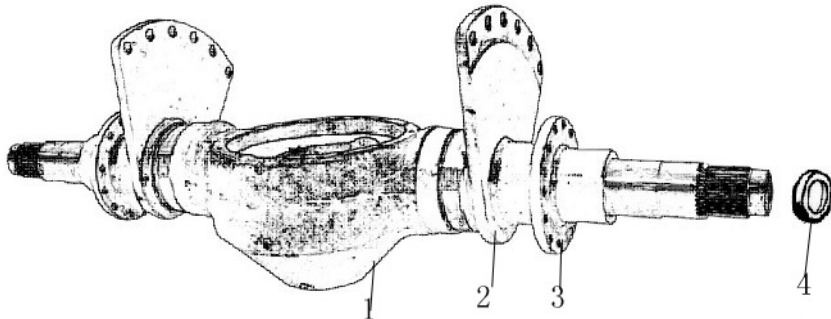


序号 Item No.	代号 Part No.	名称 Description	数量 Q'ty	备注 Remark
36	053022	Gear shaft 行星齿轮轴	6	
37	GB308-77	Ball 1/4" 钢球1/4"	6	
38	053023	Washer 垫圈	6	
39	053021	Planet gear 行星齿轮	6	
40	053020	Gear shaft bushing 行星轮轴衬套	6	
41	053023	Washer 垫圈	6	
42	053006	Washer 护圈	2	
43	GB1235-76	O-ring 105×3.1 O型密封圈105×3.1	2	
44	053018	Sleeve 隔套	2	
45	GB6171-86	Nut M24×2 螺母M24×2	10	
46	GB1230-1991	Washer 24 钢结构用高强度垫圈 24	10	
47	GB5786-86	Bolt M24×2×75 螺栓M24×2×75	10	

图42/Fig42.

驱动桥/Drive Axle

FD80-100T-MGO2,FD80-100T-MGO3
 FD80-100T-MWF2,FD80-100T-MWF3
 FD100T-MWL3

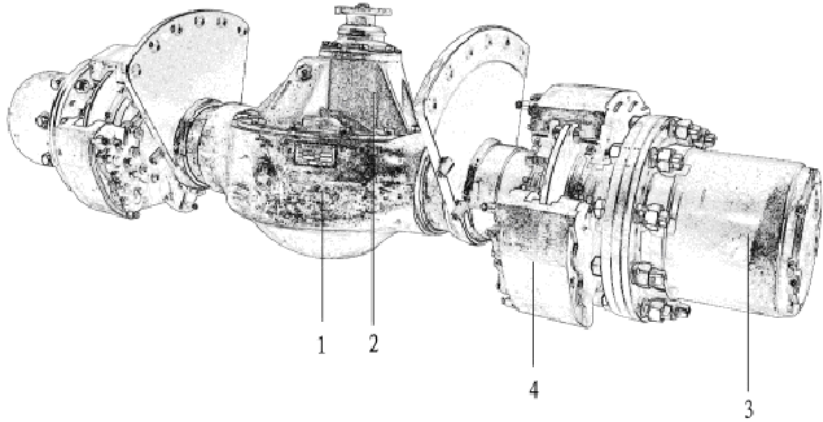


序号 Item No.	代号 Part No.	名称 Description	数量 Q'ty	备注 Remark
1	-	Axel housing	1	桥壳
2	-	Support plate	2	支撑板
3	-	Wheel brake bracket	2	制动器支架
4	-	Oil seal	2	油封
-	-	O-ring	2	O型密封圈

图43/Fig43.

驱动桥/Drive Axle

FD120T-MXWQ3

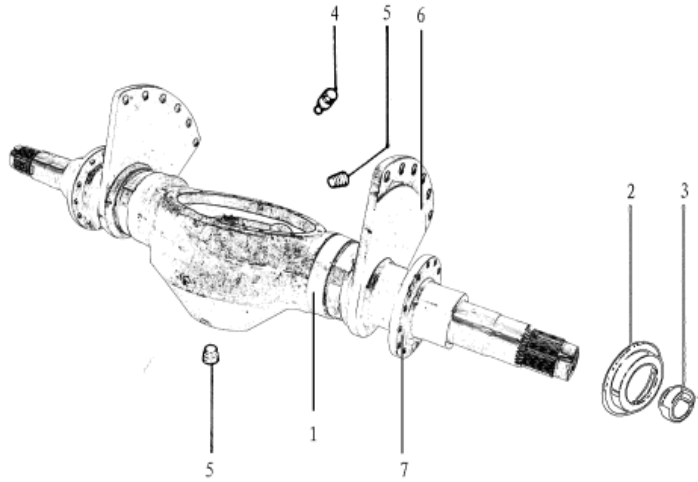


序号 Item No.	代号 Part No.	名称 Description	数量 Q'ty	备注 Remark
1	102000GB	Drive Axle body ass'y	桥体总成 1	
2	EQ140	Main Differential ass'y	主减总成 1	
3	103000GB	Differential unit	轮边总成 1	
4	JC-A-15	Wheel brake	制动器 6	

图44/Fig44.

驱动桥/Drive Axle

FD120T-MXWQ3



序号 Item No.	代号 Part No.	名称 Description	数量 Q'ty	备注 Remark
1	102100Gb	Axel housing	1	桥壳
2	103006G	Guard ring	2	护圈
3	105X3.1	O-ring	1	O型圈
4	Q9000	Breather plug	1	通气塞
5	M14X1.5	Plug	2	堵
6	102002Gb	Support plate	2	支撑板
7	102001G	Wheel brake bracket	2	制动器支架

图45/Fig45.

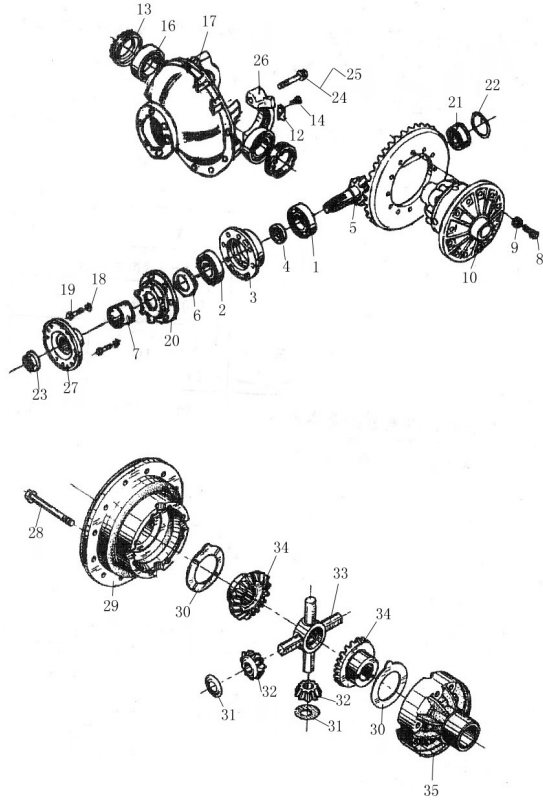
减速器和差速器/Reduction & Differential

FD50-70T-MGH2,FD50-70T-MGH3. FD50-70T-MGO2,FD50-70T-MGO3

FD50-70T-MWF2,FD50-70T-MWF3. FD50-70T-MWJ2,FD50-70T-MWJ3

FD50-70T-MWH2,FD50-70T-MWH3

FD50-70T-MWP3



序号 Item No.	代号 Part No.	名称 Description	数量 Q'ty	备注 Remark
1	GB/T272-88	Bearing 7310	1	轴承7310
2	GB/T272-88	Bearing 7309	1	轴承7309
3	051014	Bearing seat	1	轴承座
4	051018	Sleeve	1	隔套
-	051019	Adjusting shim	1	调整垫片
-	051020	Adjusting shim	1	调整垫片
-	051021	Adjusting shim	1	调整垫片
5	051015	Gear	1	主动螺旋伞齿轮
-	051008	Gear	1	从动螺旋伞齿轮
6	GB/T9877-1-88	Oil seal SG60×90×12	1	骨架油封SG60×90×12
7	051031B	Sleeve	1	隔套
-	GB/T1235-76	O-ring 45×3.1	1	O型密封圈45×3.1
8	051006	Bolt M14×1.5×37	14	螺栓M14×1.5×37
9	GB/T93-87	Spring washer 14	14	弹簧垫14
10	051010	Differential ass'y	1	差速器总成
11	051001	Nut	1	螺母
12	051002	Lock washer	2	锁垫
-	051003	Thrust washer 55	2	止退垫
13	051001	Nut	1	螺母
14	GB/T5784-86	Bolt M10×18	4	螺栓M10×18
15	GB/T272-88	Bearing 7514	1	单更圆锥滚子轴承7514

图45/ Fig45.

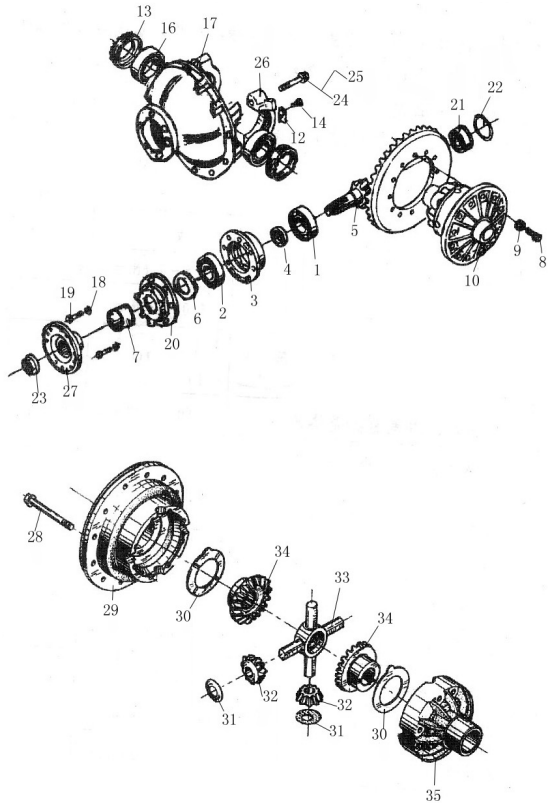
减速器和差速器/Reduction & Differential

FD50-70T-MGH2,FD50-70T-MGH3. FD50-70T-MGO2,FD50-70T-MGO3

FD50-70T-MWF2,FD50-70T-MWF3. FD50-70T-MWJ2,FD50-70T-MWJ3

FD50-70T-MWH2,FD50-70T-MWH3

FD50-70T-MWP3



序号 Item No.	代号 Part No.	名称 Description	数量 Q'ty	备注 Remark
16	GB/T272-88	Bearing 7514 单列圆锥滚子轴承7514	1	
17	051028	Reduciton housing 减速器壳体	1	
18	GB93-87	Spring washer 12 垫圈12	6	
19	GB5782-86	Bolt M12×55 螺栓M12×55	6	
20	051030	Parking brake bracket 手制动器支架	1	
21	GB/T307.1-2005	Bearing NF2305V 滚子轴承NF2305V	1	
22	GB894-76	Snap spring 25 轴用挡圈25	1	
23	GB810-88	Nut M24×1.5 螺母M24×1.5	2	
-	GB848-86	Washer 24 垫圈24	1	
-	GB858-88	Washer 24 止退垫24	1	
24	051011	Bolt M16×94 螺栓M16×94	4	
25	051012	Lock wsher 锁垫	4	
26	051013	Bearing cap 轴承盖	2	
27	EQ140	Flange 突缘	1	
28	051009	Bolt M12×80 螺栓M12×80	12	
29	051010	Differential housing (left) 差速器左壳	1	
30	051004	Half axle gear washer 半轴齿轮垫	2	
31	051026	Differential gear washer 差速齿轮垫	4	
32	051027	Differential gear 差速齿轮	4	
33	051025	Cross shaft 十字轴	1	
34	051005	Half axle gear 半轴齿轮	2	
35	051007	Reduction housing (left) 减速器左壳	1	

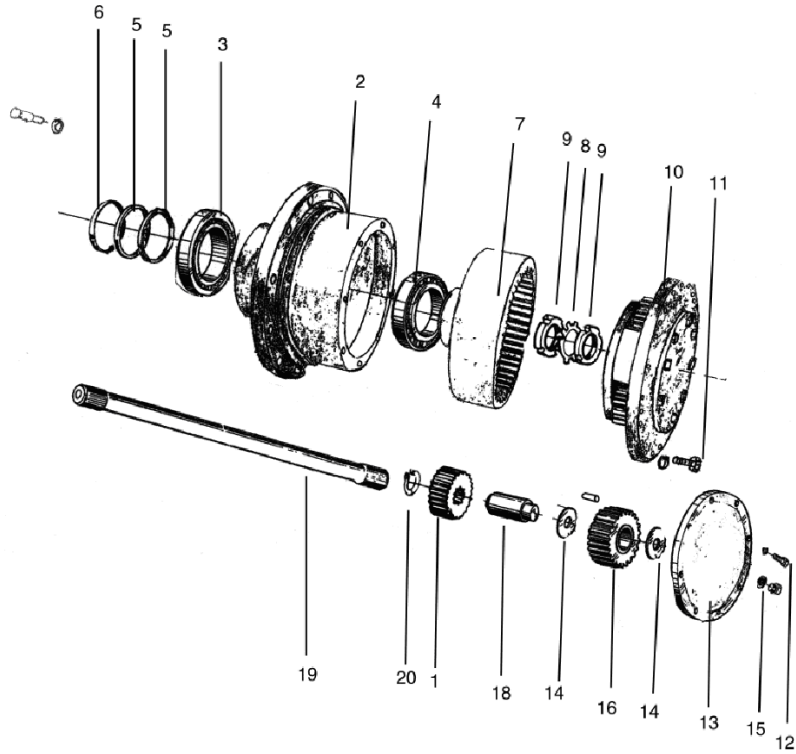
图46/ Fig46.

轮边减速器/Reduction

FD80-100T-MGO2,FD80-100T-MGO3

FD80-100T-MWF2,FD80-100T-MWF3

FD100T-MWL3

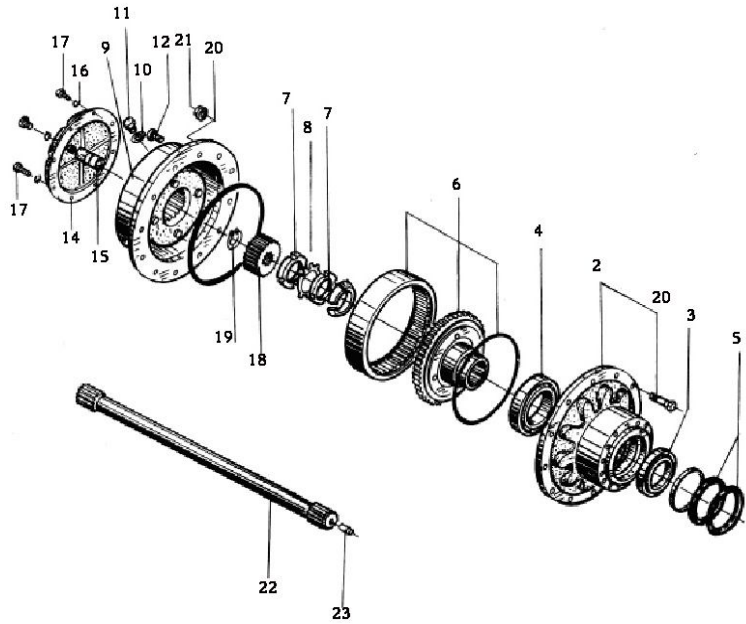


序号 Item No.	代号 Part No.	名称 Description	数量 Q'ty	备注 Remark
01	10H0000-00039	Snap spring	挡圈	1
02	10H0000-00040	Hub	轮毂	1
03	10H0000-00041	Bearing	轴承	1
04	10H0000-00042	Bearing	轴承	1
05	10H0000-00043	Oil seal	油封	2
06	10H0000-00044	Retainer ring	挡油环	1
07	10H0000-00045	Gear ring	齿圈	1
08	10H0000-00046	Lock plate	止退锁片	1
09	10H0000-00047	Nut	螺母	2
10	10H0000-00048	Planet carrier ass'y	行星轮架总成	1
11	10H0000-00049	Screw	螺钉	10
-	10H0000-00050	Washer	垫圈	10
12	10H0000-00051	Screw	螺钉	10
-	10H0000-00052	Washer	垫圈	10
13	10H0000-00053	Cap	盖	1
14	10H0000-00054	Washer	垫圈	6
15	10H0000-00055	Plug	油塞	1
16	10H0000-00056	Planet gear	行星齿轮	3
17	10H0000-00057	Needle bearing	滚针轴承	3
18	10H0000-00058	Planet gear	行星轮轴	3
19	10H0000-00059	Half axle	半轴	1
20	10H0000-00060	Sun wheel	太阳轮	1

图47/ Fig47.

轮边减速器/ Reduction

FD120T-MXWQ3

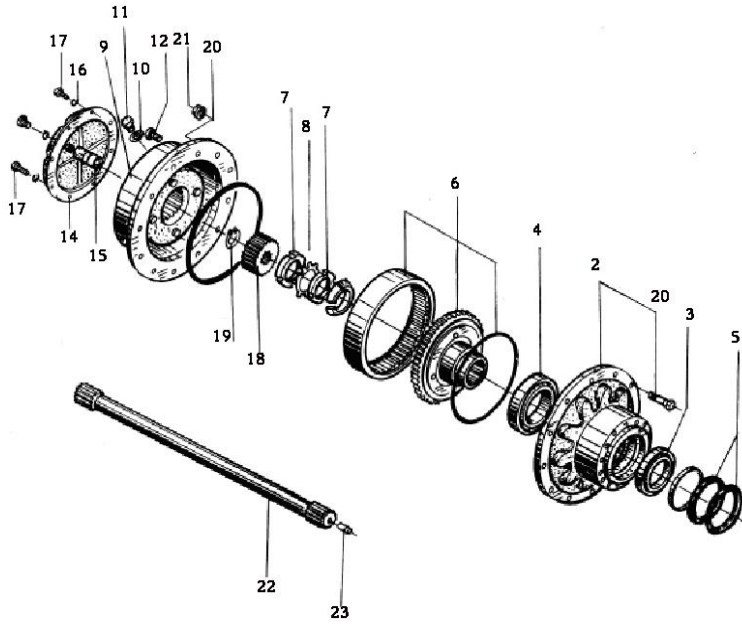


序号 Item No.	代号 Part No.	名称 Description	数量 Q'ty	备注 Remark
1	103000Gb	Differential	2	轮边减速器
2	103011G	Hub	2	轮毂
3	32220	Bearing	2	轴承
4	30222	Bearing	2	轴承
5	SG190X160X16	Oil seal	4	油封
6	083013	Gear ring	1	齿圈
7	M80X2	Nut	2	圆螺母
8	80	Lock plate	2	止退垫圈
9	103015G	Planet carrier ass'y	1	行星轮架
10	M12X40	Bolt	40	螺栓
11	12	Washer	40	垫
12	M14X1.5	Plug	4	螺塞
13	14	Washer	4	垫
14	83017	Cap	6	端盖
15	83001	Half axle Snap ring	2	半轴挡片
16	12	Washer	9	垫
17	M12X25	Bolt	3	螺栓
18	83012	Sun wheel	2	太阳轮

图47/Fig47.

轮边减速器 / Differential

FD120T-MXWQ3



序号 Item No.	代号 Part No.	名称 Description	数量 Q'ty	备注 Remark
19	50	Snap spring	2	挡圈
20	53008	Rim Bolt	20	轮辋螺栓
21	53009	Rim Nut	20	轮辋螺母
-	53010	Rim Nut	20	轮辋螺母
22	100001G	Half axle	2	半轴
23	83021	Planet gear	6	行星齿轮

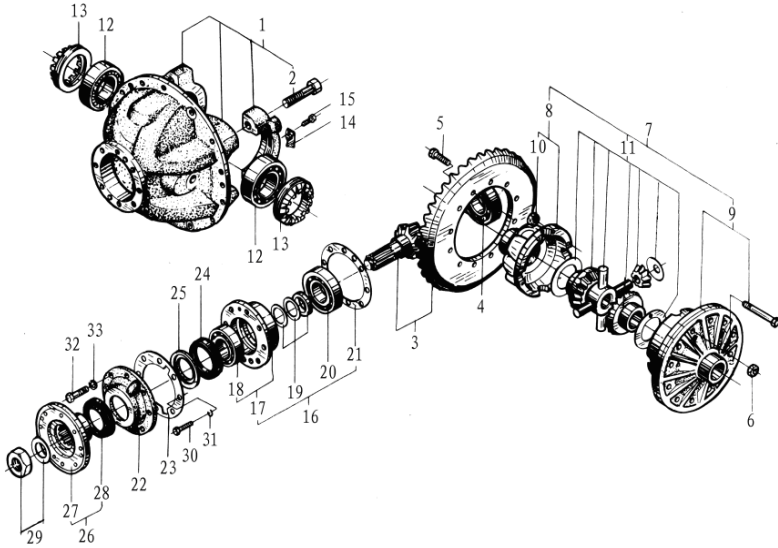
图48/ Fig48.

主减速器/ Reduction ass'y

FD80-100T-MGO2,FD80-100T-MGO3

FD80-100T-MWF2,FD80-100T-MWF3

FD100T-MWL3



序号 Item No.	代号 Part No.	名称 Description	数量 Q'ty	备注 Remark
01	10H0000-00001	Reduction housing	1	主减箱体
02	10H0000-00002	Bolt	4	螺栓
03	10H0000-00003	Main drive gear	1	主传动齿轮付
04	10H0000-00004	Bearing	1	滚动轴承
05	10H0000-00005	Bolt	2	螺栓
06	10H0000-00006	Nut	2	螺母
07	10H0000-00007	Differential ass'y	1	差速器总成
08	10H0000-00008	Differential housing	1	差速器壳体
-	10H0000-00009	Differential housing	1	差速器壳体
09	10H0000-00010	Bolt	8	螺栓
10	10H0000-00011	Nut	8	螺母
11	10H0000-00012	Half axle gear	2	半轴齿轮
-	10H0000-00013	Half axle gear washer	2	半轴齿轮垫
-	10H0000-00014	Planet gear	4	行星齿轮
-	10H0000-00015	Planet gear washer	4	行星齿轮垫
-	10H0000-00016	Cross shaft	1	十字轴
12	10H0000-00017	Bearing	2	圆锥轴承
13	10H0000-00018	Differential nut	2	差速器螺母
14	10H0000-00019	Lock plate	2	锁紧片
15	10H0000-00020	Bolt	2	螺栓
16	10H0000-00021	Bearing seat ass'y	1	轴承座组件

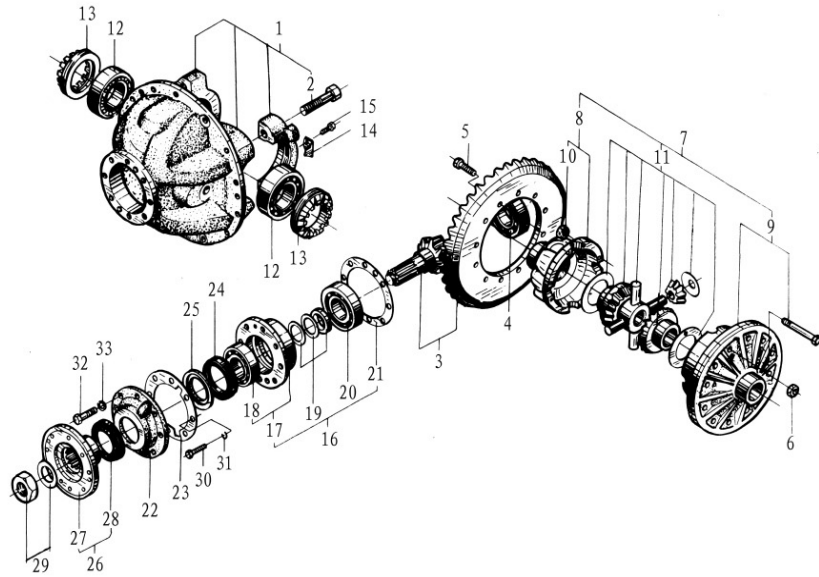
图48/ Fig48.

主减速器/ Differential ass'y

FD80-100T-MGO2,FD80-100T-MGO3

FD80-100T-MWF2,FD80-100T-MWF3

FD100T-MWL3

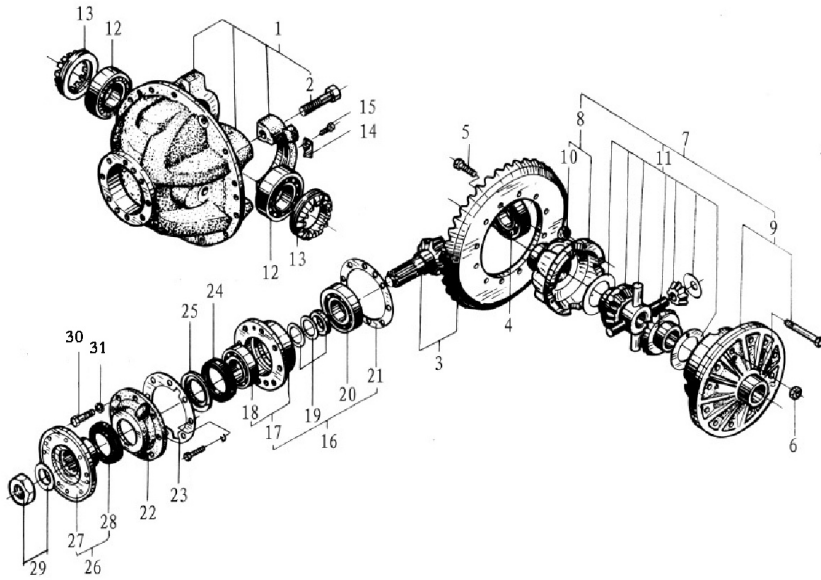


序号 Item No.	代号 Part No.	名称 Description	数量 Q'ty	备注 Remark
17	10H0000-00022	Bearing seat 轴承座	1	
18	10H0000-00023	Bearing 圆锥轴承	1	
19	10H0000-00024	Bearing Sleeve 轴承隔套	1	
20	10H0000-00025	Bearing 圆锥轴承	1	
21	10H0000-00026	Adjusting shim 调整垫片	1	
22	10H0000-00027	Parking brake bracket 手制动支架	1	
23	10H0000-00028	Gasket 衬垫	1	
24	10H0000-00029	Oil seal 油封	1	
25	10H0000-00030	Oil seal 油封	1	
26	10H0000-00031	Input flange ass'y 输入法兰组件	1	
27	10H0000-00032	Input flange 输入法兰	1	
28	10H0000-00033	Dust-proof cover 防尘罩	1	
29	10H0000-00034	Nut 锁紧螺母	1	
30	10H0000-00035	Bolt 螺栓	1	
31	10H0000-00036	Washer 垫圈	1	
32	10H0000-00037	Bolt 螺栓	7	
33	10H0000-00038	Washer 垫圈	7	

图49/Fig49.

主减速器/ Differential ass'y

FD120T-MXWQ3

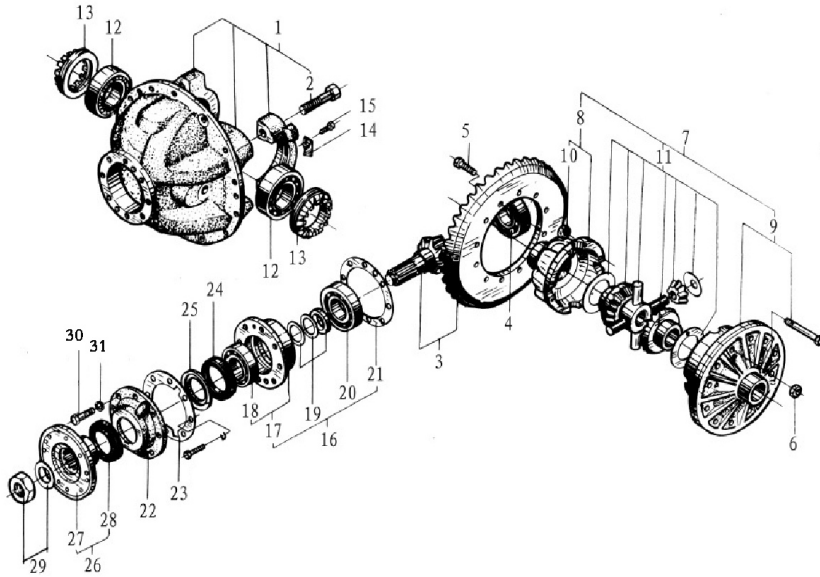


序号 Item No.	代号 Part No.	名称 Description	数量 Q'ty	备注 Remark
1	2402D-115	Reduction housing	1	主减箱体
2	2402D-119	Bolt	4	螺栓
3	2402D-025-026	Main drive gear	1	主传动齿轮付
4	42307EK	Bearing	1	轴承
5	2402D-256	Bolt	12	螺栓
6	Q34112	Nut	12	螺母
7	-	Differential ass'y	1	差速器总成
8	2402D-317	Differential housing	1	差速器壳体
-	2402D-318	Differential housing	1	差速器壳体
9	2402D-366	Bolt	8	螺栓
10	Q34112	Nut	8	螺母
11	2402D-335	Half axle gear	2	半轴齿轮
-	2402D-336	Half axle gear washer	2	半轴齿轮垫
-	2402D-345	Planet gear	4	行星齿轮
-	2402D-346	Planet gear washer	4	行星齿轮垫
-	2402D-331	Cross shaft	1	十字轴
12	7516	Bearing	2	圆锥轴承
13	2402D-117	Differential nut	2	差速器螺母
14	2402D-367	Lock plate	2	紧锁片
15	Q3414	Bolt	4	螺栓
16	-	Bearing seat ass'y	1	轴承座组件

图49/Fig49.

主减速器/ Differential ass'y

FD120T-MXWQ3



序号 Item No.	代号 Part No.	名称 Description	数量 Q'ty	备注 Remark
17	2402D-036	Bearing 轴承座	1	
18	27311K	Bearing 圆锥轴承	1	
19	2402D-049	Cover 轴承隔套	各1	
20	27311K	Bearing 圆锥轴承	1	
21	2402D-081	Washer 调整垫片	各1	
22	2402D-056	cover 轴承端盖	1	
23	2402D-052	Gasket 衬垫	1	
24	2402D-057	Oil seal 油封	1	
25	2402D-058	Oil seal 油封	1	
26	-	Import,flange 输入法兰组件	1	
27	2402D-010	Import,flange 输入法兰	1	
28	2402D-011	Dustproof,cover 防尘罩	1	
29	Q38727	Nut 紧锁螺母	1	
30	Q1601245	Bolt 螺栓	7	
31	Q40312	Washer,lock 垫圈	7	

图50/ Fig50.

前轮总成/Front wheel assembly

FD50-70T-MGH2,FD50-70T-MGH3

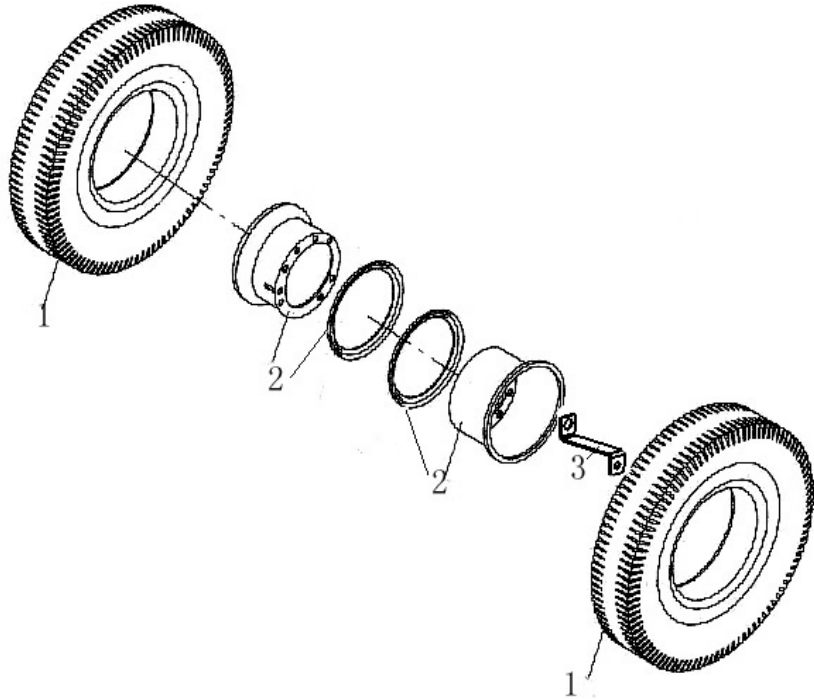
FD50-70T-MGO2,FD50-70T-MGO3

FD50-70T-MWF2,FD50-70T-MWF3

FD50-70T-MWJ2,FD50-70T-MWJ3

FD50-70T-MWH2,FD50-70T-MWH3

FD50-70T-MWP3



序号 Item No.	代号 Part No.	名称 Description	数量 Q'ty	备注 Remark
1	GB/T2982-2001	Rim 8.25-15-14PR 轮胎8.25-15-14PR	4	
2	M6043301000	Tyre 6.5-15 前轮胎总成6.5-15	4	
3	M6043300001	Air cock bracket 气嘴支架	2	

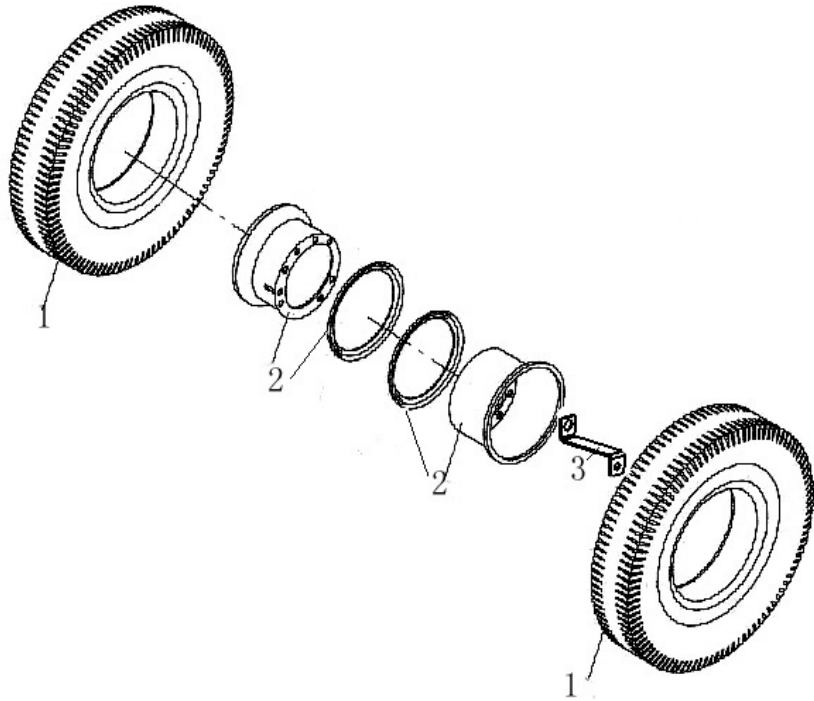
图51/Fig51.

前轮总成/Front wheel assembly

FD80-100T-MGO2,FD80-100T-MGO3

FD80-100T-MWF2,FD80-100T-MWF3

FD100T-MWL3

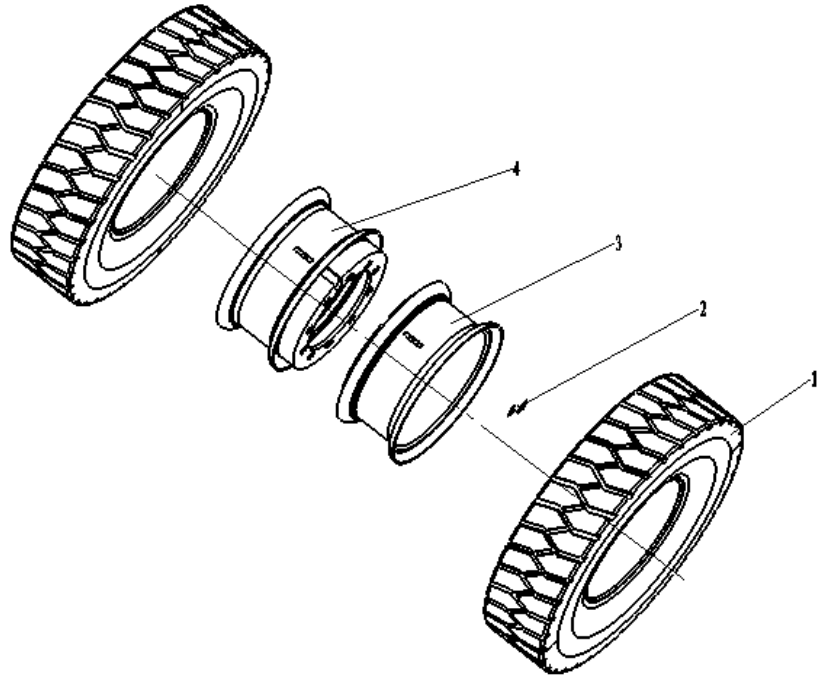


序号 Item No.	代号 Part No.	名称 Description	数量 Q'ty	备注 Remark
1	GB/T2982-2001	Tyre 7.00T-20	4	前轮辋总成7.00T-20
2	10A33-01000	Rim 9.00-20-14PR	4	轮胎9.00-20-14PR
3	10A33-00001	Air cock bracket	2	气嘴支架

图52/Fig52.

前轮总成/Front wheel assembly

FD120T-MXWQ3



序号 Item No.	代号 Part No.	名称 Description		数量 Q'ty	备注 Remark
1	12A33X-03000	Tyre 10.00-20-18PR	轮胎 (CL626 EDT) 10.00-20-18PR	4	
2	10A33-00001	Air cock bracket	气嘴支架	2	
3	12A33X-01000	Rim I (front)	轮辋 I (前)	2	
4	12A33X-02000	Rim II (front)	轮辋 II (前)	2	

图53/ Fig53.

制动器/Wheel brake ass'y

FD50-70T-MGH2,FD50-70T-MGH3

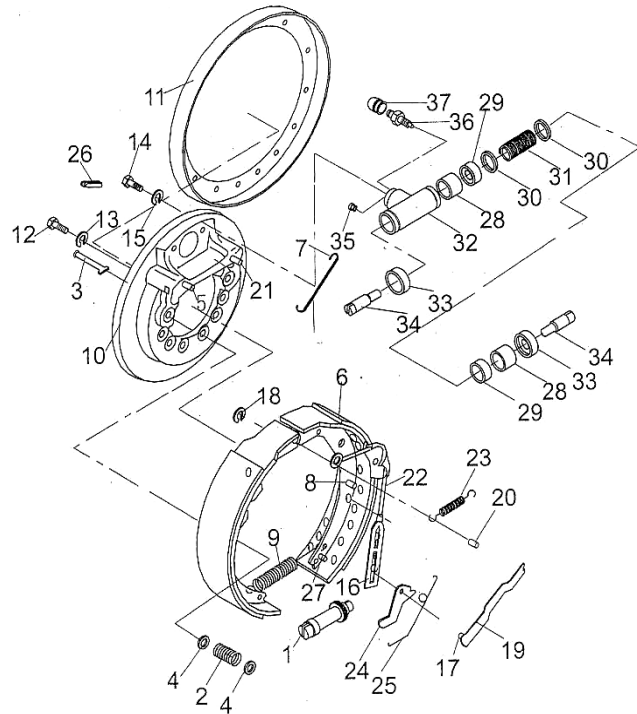
FD50-70T-MGO2,FD50-70T-MGO3

FD50-70T-MWF2,FD50-70T-MWF3

FD50-70T-MWJ2,FD50-70T-MWJ3

FD50-70T-MWH2,FD50-70T-MWH3

FD50-70T-MWP3

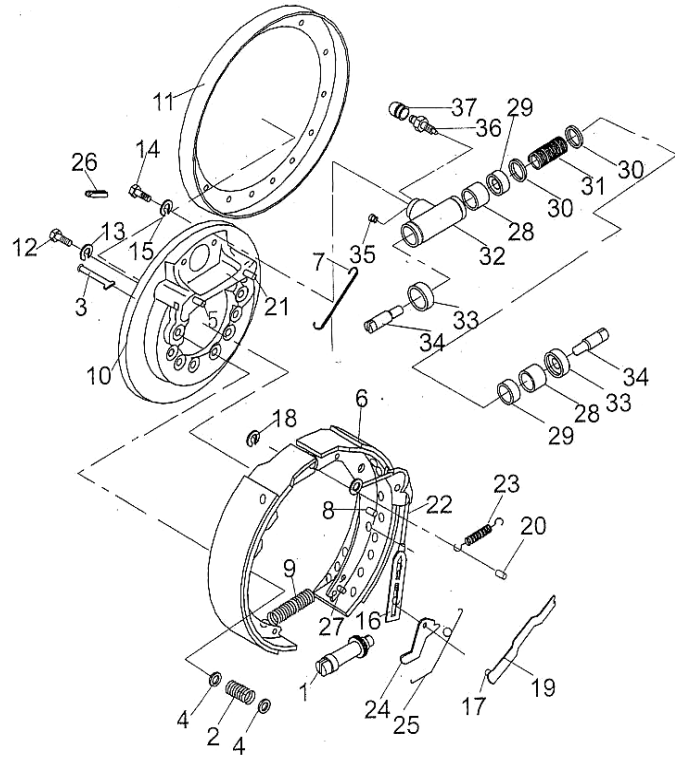


序号 Item No.	代号 Part No.	名称 Description	数量 Q'ty	备注 Remark
A	25783-71102	Wheel Brake ass'y (L.H.) 055000	1	真空助力制动器 /Vacuum
-	25783-71002	Wheel Brake ass'y (R.H.) 055000	1	真空助力制动器 /Vacuum
B	25783-71102 (Y)	Wheel Brake ass'y (L.H.) 055000y	1	动力制动器 /Dynamic
-	25783-71002 (Y)	Wheel Brake ass'y (R.H.) 055000y	1	动力制动器 /Dynamic
1	25783-71160G	Adjuster ass'y	1	调整器总成
2	25783-71350G	Spring F	2	弹簧F
3	25783-71440G	Compressed spring rod	2	压簧拉杆
4	24433-70020G	Compressed spring seat	4	压簧座
5	25783-71420G	Pin	2	销
6	25783-71110G	Brake shoe ass'y	2	制动蹄带摩擦片总成
7	25783-71330G	Spring E	1	弹簧E
8	25783-71460G	Pin	1	销
9	25783-71370G	Spring B	1	弹簧B
10	25783-71510G	Brake plate ass'y	1	制动器底板
11	25783-71400G	Dust shield	1	罩壳
12	25783-71320G	Bolt	6	螺栓
13	GB93-87	Spring washer 6	6	垫圈6
14	GB5782-86	Bolt M8×45	1	螺栓M8×45
15	GB93-87	Spring washer 8	1	垫圈 8
16	24433-73010G	Spring fitting	1	拉簧
17	GB91-86	Pin 1.6×16	1	销1.6×16

图53/Fig53.

制动器/Wheel brake ass'y

FD50-70T-MGH2,FD50-70T-MGH3
 FD50-70T-MGO2,FD50-70T-MGO3
 FD50-70T-MWF2,FD50-70T-MWF3
 FD50-70T-MWJ2,FD50-70T-MWJ3
 FD50-70T-MWH2,FD50-70T-MWH3
 FD50-70T-MWP3

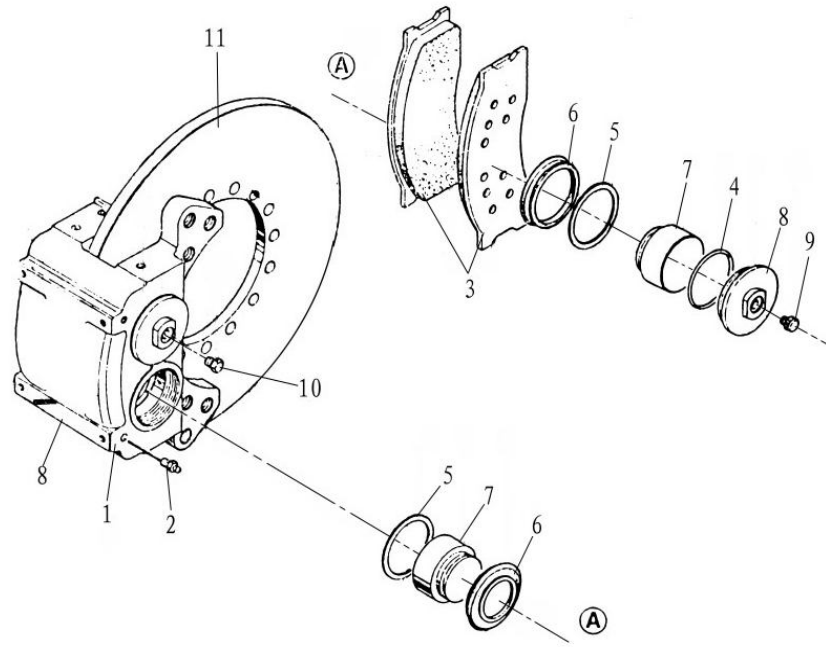


序号 Item No.	代号 Part No.	名称 Description	数量 Q'ty	备注 Remark	
18	GB97.1-85	Washer 8	垫圈 8	1	
19	-	Lever	摇臂	1	
20	28753-71410G	Pin	销	1	
21	-	Pin	销	1	
22	-	Rod	上拉杆	1	
23	-	Spring A	弹簧A	1	
24	2433-70100G	Pawl	摇臂	1	
25	-	Spring O	弹簧O	1	
26	-	Plug	堵塞	1	
27	-	Pin	销	1	
C	25783-71250GY	Brake wheel cylinder ass'y	制动分泵总成	1	动力制动器 /Dynamic
-	25783-71250G	Brake wheel cylinder ass'y	制动分泵总成	1	真空助力制动器 /Vacuum
28	25783-76040G	Cylinder piston	分泵活塞	2	
29	25783-71320G	Seal ring	密封圈	2	
30	25783-71310G	Cylinder cup	分泵皮碗	2	动力制动器 /Dynamic
-	25783-71310G	Cylinder cup	分泵皮碗	2	真空助力制动器 /Vacuum
31	25783-71280G	Cylinder spring D	分泵弹簧D	1	
32	25783-71290G	Brake wheel cylinder body	制动分泵缸	1	
33	-	Cylinder boots	制动分泵护罩	2	
34	25783-71330G	Cylinder piston rod	分泵活塞项杆	2	
35	-	Cylinder plug	制动分泵油塞	1	
36	-	Bleeder screw	分泵放气螺钉	1	
37	-	Bleeder screw cap	分泵放气螺钉帽	1	

图54/Fig54.

制动器/Wheel brake ass'y

FD80-100T-MGO2,FD80-100T-MGO3
 FD80-100T-MWF2,FD80-100T-MWF3
 FD100T-MWL3

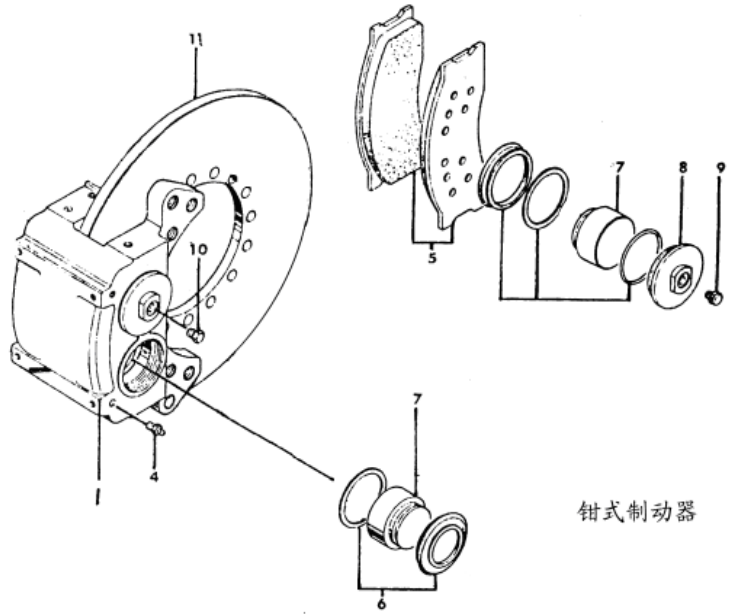


序号 Item No.	代号 Part No.	名称 Description	数量 Q'ty	备注 Remark
1	75700433	Wheel brake body 钳式制动器钳体	1	
2	75700442	Bleed nipple 放气嘴	2	
3	75700434	Brake shoe ass'y 摩擦块总成	2	
4	53000010	O-ring O型圈	4	
5	75700439	Seal ring 矩型密封圈	4	
6	75700438	Dust-proof seal 防尘圈	4	
7	75700440	Piston 活塞	4	
8	75700458	Cap 进油封泵盖	1	
-	75700443	Cap 封油分泵盖	1	
9	75700459	Plug 孔塞	1	
10	75700441	Screw plug 螺塞	1	
11	72006561	Brake disc 制动盘	1	

图55/Fig55.

制动器/Wheel brake ass'y

FD120T-MXWQ3

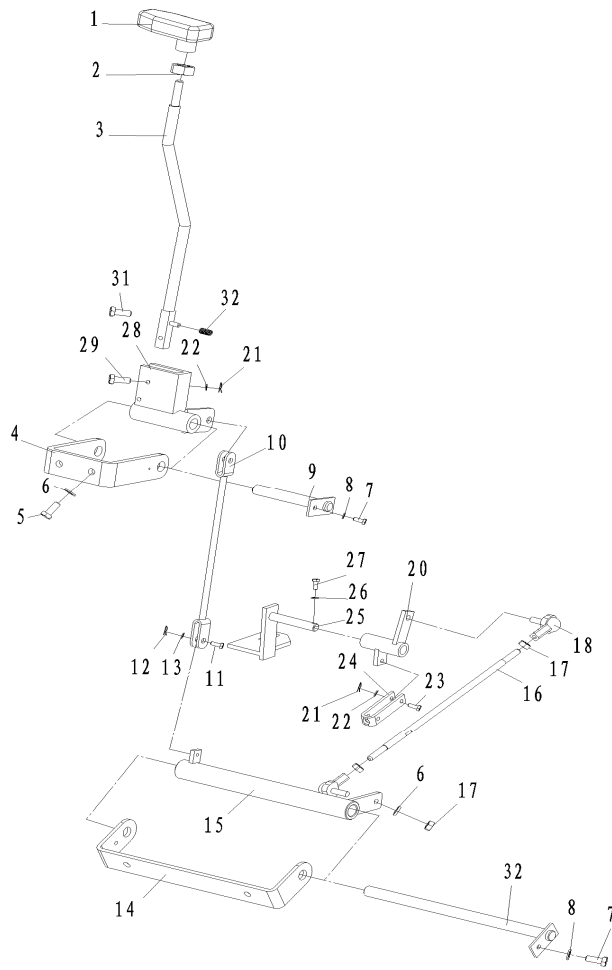


序号 Item No.	代号 Part No.	名称 Description	数量 Q'ty	备注 Remark
1	JC-A-15-01	Wheel brake body 钳式制动器钳体	6	
4	JC-A-10-03	Bleed nipple 放气嘴	12	
5	JC-A-15-02	Brake shoe ass'y 摩擦块总成	24	
6	-	Piston ass'y 活塞总成	48	
7	JC-A-15-06	Piston 活塞	48	
8	JC-A-15-08	Cap 进口端盖	48	
9	JC-A-15-09	Cap 端盖	48	
11	103003Gb	Brake disc 制动盘	2	

图56/Fig. 56

变速箱操纵/Transmission control linkage

FD50-70T-MGH2
 FD50-100T-MGO2
 FD50-100T-MWF2
 FD50-70T-MWJ2
 FD50-70T-MWH2

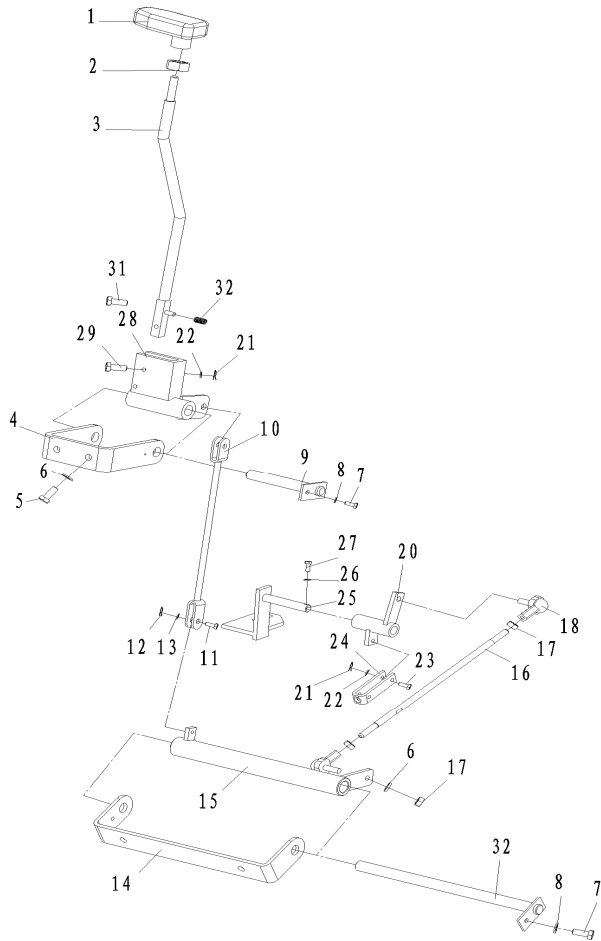


序号 Item No.	代号 Part No.	名称 Description	数量 Q'ty	备注 Remark
-	M60439	Transmission control	变速箱操纵	1
1	M6043911000	Knob	手柄	1
2	GB6172-86	Nut M10	螺母M10	1
3	M6043901000	Lever	操纵杆	1
4	M6043902000	Bracket(up)	支架(上)	1
5	GB5783-86	Bolt M8×25	螺栓M8×25	4
6	GB93-87	Spring washer 8	垫圈8	7
7	GB5783-86	Bolt M6×12	螺栓M6×12	2
8	GB93-87	Spring washer 6	垫圈6	2
9	M6043903000	Pin shaft ass'y	销轴总成	1
10	M6043905000	Lever	连杆	1
11	GB882-86	Pin B8×18	销B8×18	2
12	GB91-86	Pin 3.2×26	销3.2×26	3
13	GB97.1-85	Washer 8	垫圈8	3
14	M6043906000	Bracket(down)	支架(下)	1
15	M6043907000	Lever ass'y	摇臂总成	1
16	M6043900003	Link	连杆	1
17	GB6172-86	Nut M8	螺母M8	4
18	M6043912000	Oscillating bearing	弯杆型球头杆端关节轴承	2
19	GB97.1-85	Washer 10	垫圈10	1
20	M6043908000	Lever ass'y	摇臂总成	1

图56/Fig. 56

变速箱操纵/Transmission control linkage

FD50-70T-MGH2
 FD50-100T-MGO2
 FD50-100T-MWF2
 FD50-70T-MWJ2
 FD50-70T-MWH2



序号 Item No.	代号 Part No.	名称 Description	数量 Q'ty	备注 Remark
21	GB91-86	Cotter pin 1.6×10	2	开口销1.6×10
22	GB97.1-85	Washer 6	2	垫圈6
23	GB882-86	Pin B6×26	1	销B6×26
24	M604390002	Lever	2	连杆
25	M6043910000	Bracket	1	支架
26	GB93-87	Spring washer 10	6	垫圈10
27	GB5786-86	Bolt M10×1.25×20	2	螺栓M10×1.25×20
28	M6043904000	Lever ass'y	1	摇臂总成
29	GB91-86	Cotter pin 6×10	2	开口销6×10
30	GB882-86	Pin 6×35B	1	销6×35B
31	M6043900001	Spring	1	弹簧
32	M6043909000	Pin shaft ass'y	1	销轴总成

图57/ Fig. 57

转向装置及安装/Steering device and installation

FD50-70T-MGH2,FD50-70T-MGH3

FD50-100T-MGO2,FD50-100T-MGO3

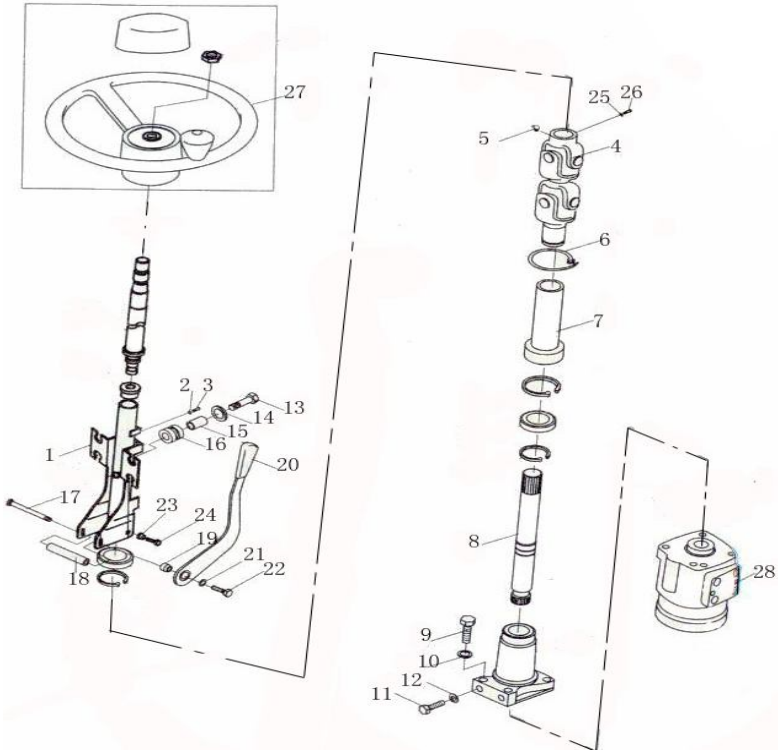
FD50-100T-MWF2,FD50-100T-MWF3

FD50-70T-MWJ2,FD50-70T-MWJ3

FD50-70T-MWH2,FD50-70T-MWH3

FD50-70T-MWP3

FD100T-MWL3,FD120T-MXWQ3



序号 Item No.	代号 Part No.	名称 Description	数量 Q'ty	备注 Remark
1	M6044201000	Column ass'y	1	转向管柱总成
2	GB97.1-85	Washer 6	4	垫圈6
3	GB65-85	Screw M6×12	4	螺钉M6×12
4	M6044202000	Cardan joint	1	万向节总成
5	JB/T940.1-1995	Nipple M10×1	1	油杯M10×1
6	M6044200001	Dustproof cover	1	护套
7	-	Cable tie ZD4×150	1	捆扎带ZD4×150
8	M6044203000	Connecting shaft ass'y	1	连接轴总成
9	GB5782-86	Bolt M10×45	4	螺栓M10×45
10	GB93-87	Spring washer 10	4	垫圈10
11	GB5783-86	Bolt M12×25	2	螺栓M12×25
12	GB93-87	Spring washer 12	2	垫圈12
13	GB5782-83	Bolt M6×35	4	螺栓M6×35
14	M6044200003	Washer	4	垫片
15	M6044200004	Collar	4	套管
16	M6044200005	Rubber collar	4	橡胶套
17	M3034200002	Connecting shaft	1	连接轴
18	M3034200003	Collar	1	套管
19	M3034200004	Nut (L.H.)	1	螺母(左旋)
20	M3034204000	Lock handle	1	紧锁手柄
21	GB96-85	Washer 10	1	垫圈10

图57/ Fig. 57

转向装置及安装/Steering device and installation

FD50-70T-MGH2,FD50-70T-MGH3

FD50-100T-MGO2,FD50-100T-MGO3

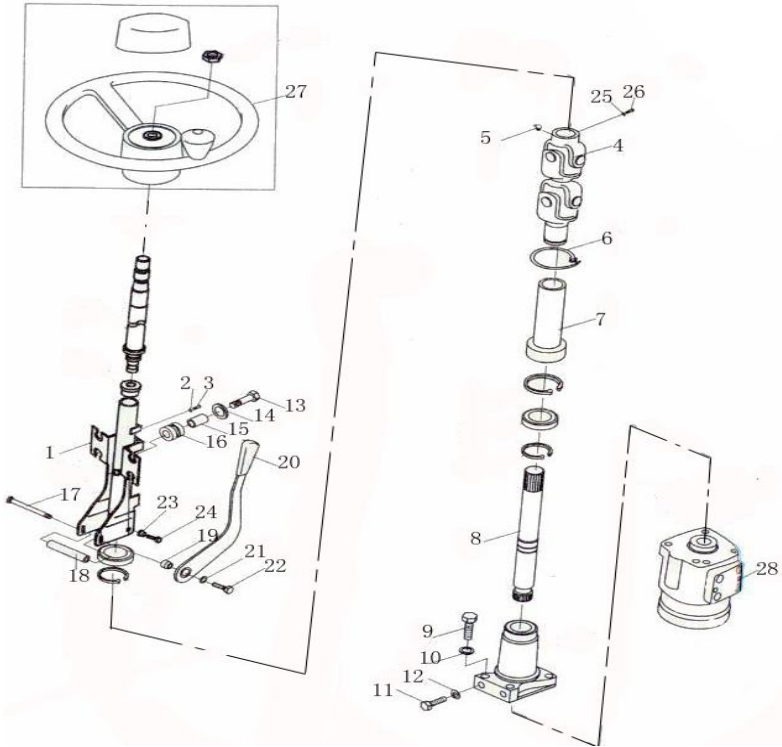
FD50-100T-MWF2,FD50-100T-MWF3

FD50-70T-MWJ2,FD50-70T-MWJ3

FD50-70T-MWH2,FD50-70T-MWH3

FD50-70T-MWP3

FD100T-MWL3,FD120T-MXWQ3



序号 Item No.	代号 Part No.	名称 Description	数量 Q'ty	备注 Remark
22	M3034200005	Bolt M10×16(L.H.)	螺栓M10×16(左旋)	1
23	M6044200010	Washer	垫圈	2
24	M6044200011	Bolt	螺栓	2
25	GB93-87	Spring washer 8	垫圈8	1
26	GB5782-86	Bolt M8×35	螺栓M8×35	1
27	M6044204000	Steering wheel ass'y	方向盘总成	1
28	M6044200014	Adjusting shim	调整垫	1

图58/ Fig. 58

转向桥及安装/And installation of steering axle

FD50-70T-MGH2,FD50-70T-MGH3

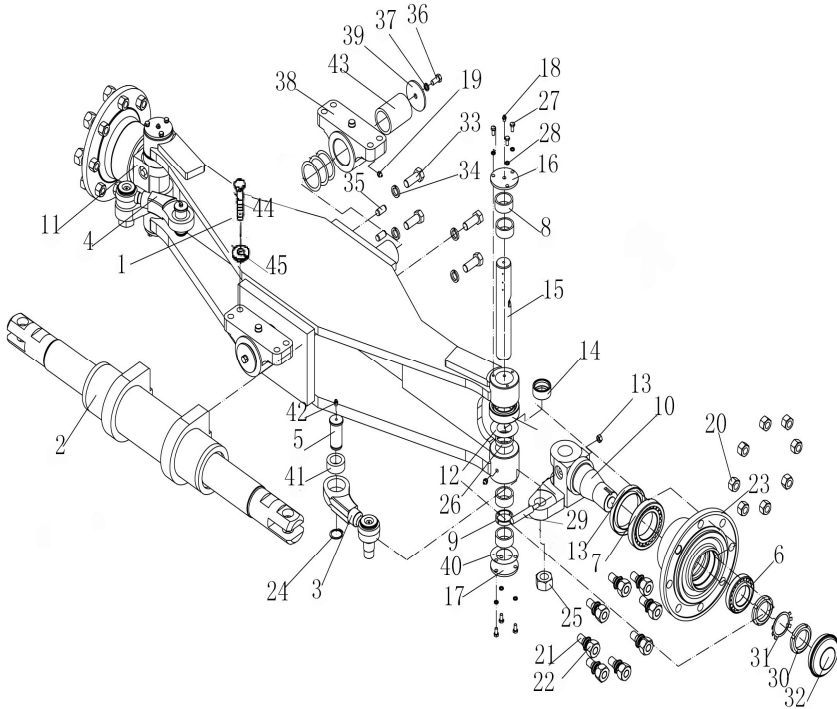
FD50-100T-MGO2,FD50-70T-MGO3

FD50-100T-MWF2,FD50-70T-MWF3

FD50-70T-MWJ2,FD50-70T-MWJ3

FD50-70T-MWH2,FD50-70T-MWH3

FD50-70T-MWP3



序号 Item No.	代号 Part No.	名称 Description	数量 Q'ty	备注 Remark
-	M6044301000	Steering axle	转向桥	1
1	55802-40501B	Steering axle body	转向桥体	1
2	E5784-10211	Steering cylinder ass'y	转向油缸总成	1
3	25904-30401	Link connector ass'y(left)	连杆接头总成(左)	1
4	25904-30431	Link connector ass'y(right)	连杆接头总成(右)	1
5	55902-42091A	Pin	销	2
6	GB/T297-94	Bearing 32211	轴承32211	2
7	GB/T297-94	Bearing 32215	轴承32215	2
8	GB290-84	Needle bearing 943/45	滚针轴承943/45	8
9	25784-32151	Sleeve	隔套	2
10	55802-43021	Knuckle ass'y(right)	右转向节	1
11	55802-43041	Knuckle ass'y(left)	左转向节	1
12	25784-32161	Adjusting shim	调整垫	2
13	HG4-692-67	Oil seal PD95×130×12	油封PD95×130×12	2
14	25904-32041	Bushing	衬套	2
15	55902-42101	King pin	转向节主销	2
16	25784-32411	Pin cap	主销盖	2
17	25784-32141B	Pin cap(down)	主销下盖	2
18	Q701B90	Nipple	弯颈式润滑嘴	2
19	Q701B	Nipple	直通式润滑嘴	4
20	GB6171-86	Nut M20×1.5	螺母M20×1.5	12
21	24351-42301	Hub bolt	轮毂螺栓	12
22	25784-42121	Hub nut	轮毂螺母	12

图58/ Fig. 58

转向桥及安装/And installation of steering axle

FD50-70T-MGH2,FD50-70T-MGH3

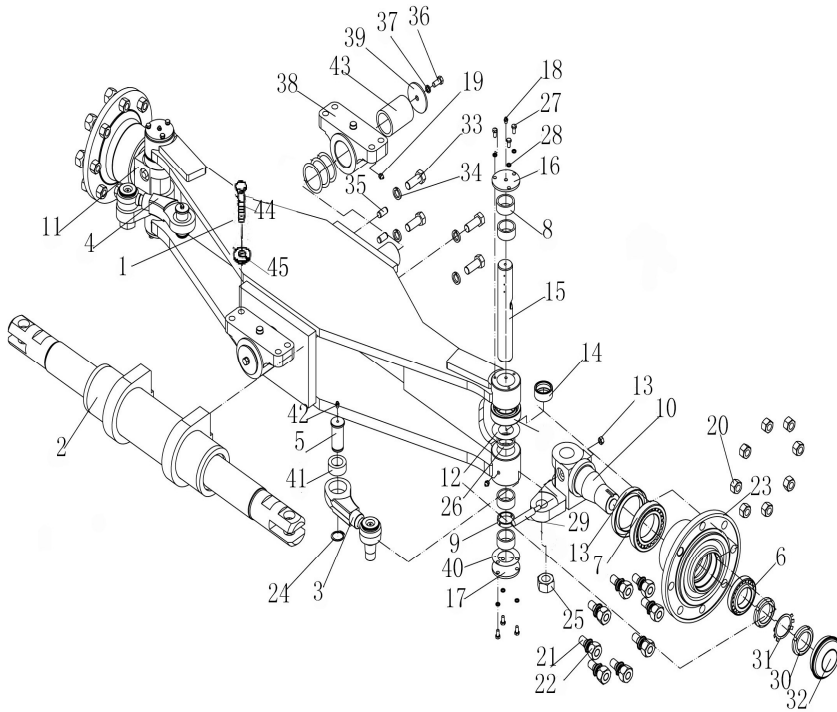
FD50-100T-MGO2,FD50-70T-MGO3

FD50-100T-MWF2,FD50-70T-MWF3

FD50-70T-MWJ2,FD50-70T-MWJ3

FD50-70T-MWH2,FD50-70T-MWH3

FD50-70T-MWP3



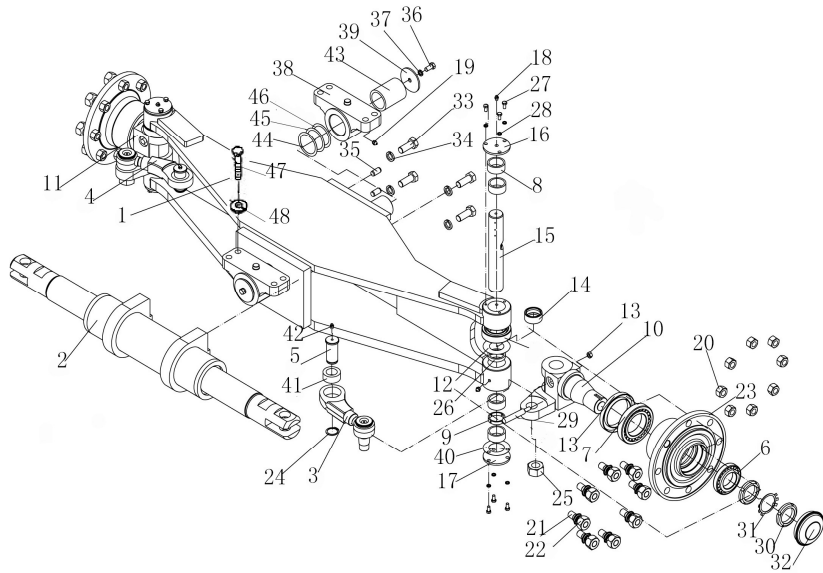
序号 Item No.	代号 Part No.	名称 Description	数量 Q'ty	备注 Remark
23	25784-32291	Steering hub	2	转向轮毂
24	GB983.1-86	Snap spring 35	2	挡圈35
25	198911	Thrust bearing	2	止推轴承
26	25784-32111	Oil seal 55	2	油封55
27	GB5783-86	Bolt M8×16	12	螺栓M8×16
28	GB93-76	Spring washer 8	12	垫圈8
29	20314-30161	Link pin	2	锁紧销
30	GB812-88	Nut M55×2	4	螺母M55×2
31	GB858-76	Thrust washer 55	2	止推垫圈55
32	22654-32281	Hub cap	2	轮毂盖
33	GB5786-86	Bolt M20×1.5×50	4	螺栓M20×1.5×50
34	GB93-87	Spring washer 20	4	弹垫20
35	GB119-76	Pin 16n7×32	2	销16n7×32
36	GB5786-86	Bolt M12×1.25×25	2	螺栓M12×1.25×25
37	GB93-87	Spring washer 12	2	垫圈12
38	25786-13132	Rear axle support	2	后桥支座
39	22654-32271	Baffle	2	轴端挡板
40	25784-32421	Washer	2	密封垫片
41	Z-GE35ES	Bearing GE35ES	2	轴承GE35ES
42	Q701B45	Nipple	2	弯颈式润滑嘴
43	25786-13141	Bushing bearing	2	钢背衬套
44	GB5786-86	Bolt M16×1.5×60	8	螺栓M16×1.5×60
45	GB93-86	Spring washer 16	8	垫圈16

图59/ Fig. 59

转向桥及安装/And installation of steering axle

FD80-100T-MGO2,FD80-100T-MGO3

FD80-100T-MWF2,FD80-100T-MWF3



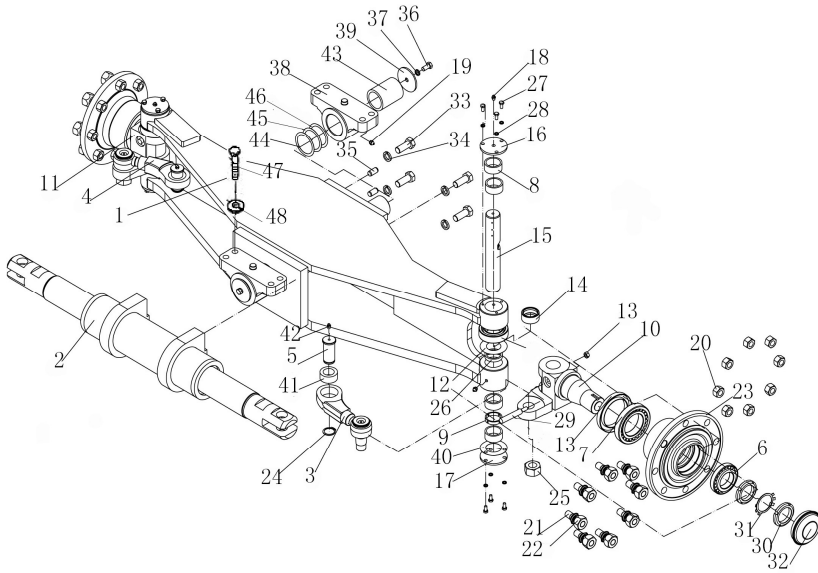
序号 Item No.	代号 Part No.	名称 Description	数量 Q'ty	备注 Remark
-	10A43-01000	Steering axle	转向桥	1
1	55902-40111	Steering axle body	转向桥体	1
2	A00J4-50201	Steering cylinder ass'y	转向油缸总成	1
3	25904-30401	Link connector ass'y(right)	连杆接头总成(右)	1
4	25904-30431	Link connector ass'y(left)	连杆接头总成(左)	1
5	55902-42091A	Pin	销	2
6	GB/T297-94	Bearing 32211	轴承32211	2
7	GB/T297-94	Bearing 32215	轴承32215	2
8	GB290-84	Needle bearing 943/45	滚针轴承943/45	8
9	25784-32151	Sleeve	隔套	2
10	55802-43021	Knuckle ass'y(right)	右转向节	1
11	55802-43041	Knuckle ass'y(left)	左转向节	1
12	25784-32161	Adjusting pad	调整垫	2
13	HG4-692-67	Oil seal PD95×130×12	油封PD95×130×12	2
14	25904-32041	Bushing	衬套	2
15	55902-42101	King pin	转向节主销	2
16	25784-32411	Pin cap	主销盖	2
17	25784-32141B	Pin cap(down)	主销下盖	2
18	Q701B90	Nipple	弯颈式润滑嘴	2
19	Q701B	Nipple	直通式润滑嘴	4
20	GB6171-86	Nut M20×1.5	螺母M20×1.5	14

图59/ Fig. 59

转向桥及安装/And installation of steering axle

FD80-100T-MGO2,FD80-100T-MGO3

FD80-100T-MWF2,FD80-100T-MWF3



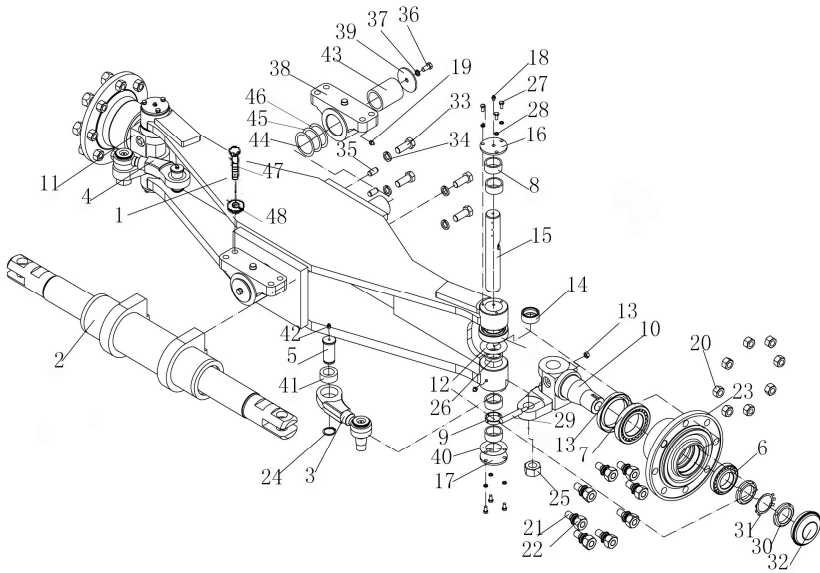
序号 Item No.	代号 Part No.	名称 Description	数量 Q'ty	备注 Remark
21	24351-42301	Hub bolt	轮毂螺栓	12
22	25784-42121	Hub nut	轮毂螺母	12
23	25804-32291	Steering hub	转向轮毂	2
24	GB983.1-86	Snap spring 35	挡圈35	2
25	198911	Thrust bearing	止推轴承	2
26	25784-32111	Oil seal 55	油封55	2
27	GB5783-86	Bolt M8×16	螺栓M8×16	12
28	GB93-76	Spring washer 8	垫圈8	12
29	20314-30161	Link pin	锁紧销	2
30	GB812-88	Nut M55×2	螺母M55×2	4
31	GB858-76	Thrust washer 55	止推垫圈55	2
32	22654-32281	Hub cap	轮毂盖	2
33	GB5786-86	Bolt M20×1.5×50	螺栓M20×1.5×50	4
34	GB93-87	Spring washer 20	弹垫20	4
35	GB119-76	Pin16n7×32	销16n7×32	2
36	GB5786-86	Bolt M12×1.25×25	螺栓M12×1.25×25	2
37	GB93-87	Spring washer 12	垫圈12	2
38	25786-13132	Rear axle support	后桥支座	2
39	22654-32271	Baffle	轴端挡板	2
40	25784-32421	Washer	密封垫片	2
41	Z-GE35ES	Bearing GE35ES	轴承GE35ES	2

图59/ Fig. 59

转向桥及安装/And installation of steering axle

FD80-100T-MGO2,FD80-100T-MGO3

FD80-100T-MWF2,FD80-100T-MWF3

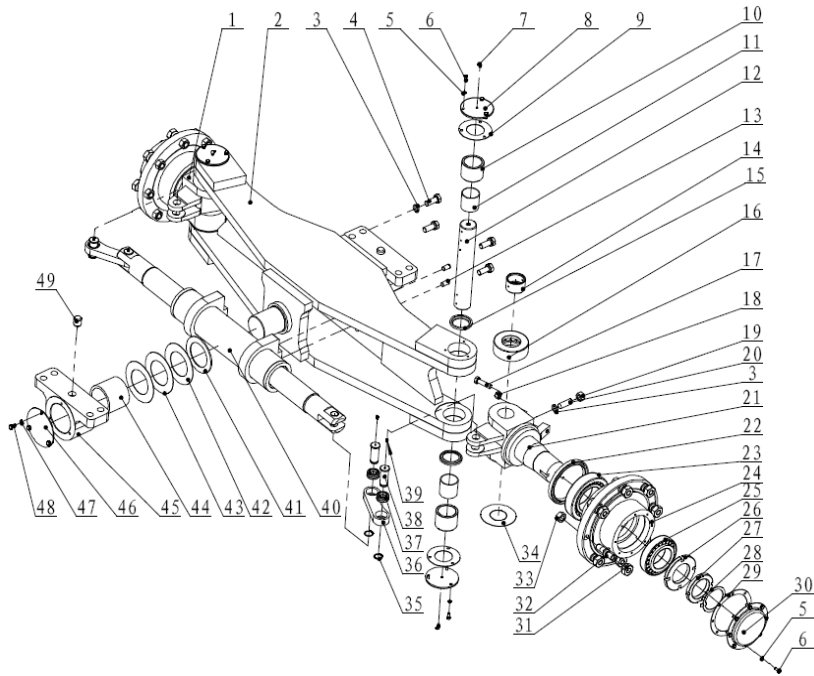


序号 Item No.	代号 Part No.	名称 Description	数量 Q'ty	备注 Remark
42	Q701B45	Nipple 弯颈式润滑嘴	2	
43	25786-13141	Bushing bearing 钢背衬套	2	
44	25904-32161	Washer 垫片	2	
45	25904-32151	Washer 垫片	2	
46	25904-32141	Washer 垫片	4	
47	GB/T5786-2000	Bolt M16×1.5×60 螺栓M16×1.5×60	8	
48	GB/T93-1987	Spring washer 16 垫圈16	8	

图60/Fig60.

转向桥及安装/And installation of steering axle

FD120T-MXWQ3

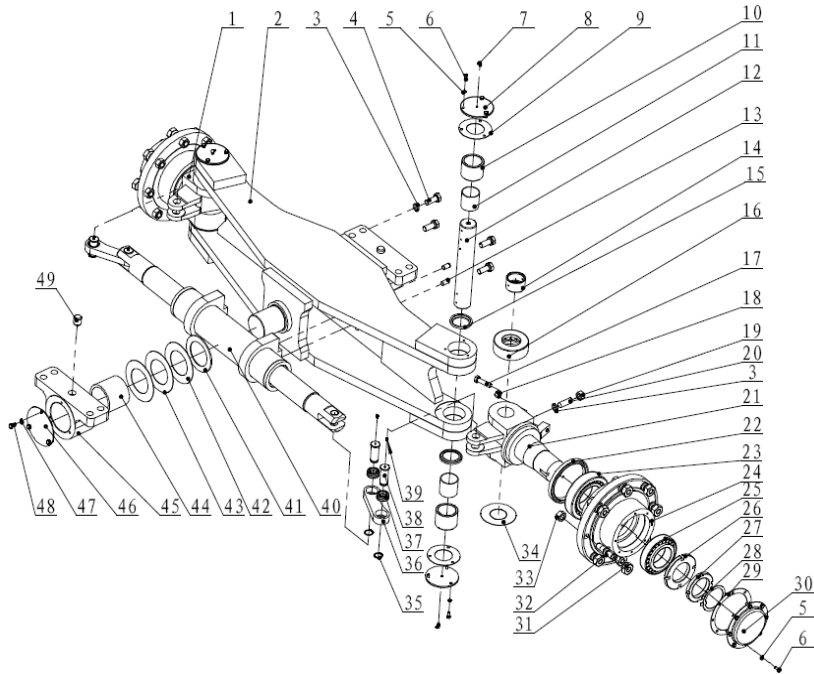


序号 Item No.	代号 Part No.	名称 Description	数量 Q'ty	备注 Remark
1	MKS12-30201	Knuckle L.H.ass'y	1	左转向节总成
2	MKS12-30101	Steering axle body	1	转向桥体
3	B5050-00020	Washer 20	6	垫圈20 GB/T93-1987
4	B0532-20050	Bolt M20×1.5×50	4	螺栓M20×1.5×50 GB/T5786-2000
5	B5050-00008	Washer 8	28	垫圈8 GB/T93-1987
6	B0332-08020	Bolt M8×20	28	螺栓M8×20
7	Q701B90	Fitting grease	4	弯颈式油杯
8	A50N4-32001	Pin cap	4	主销盖
9	A50N4-32011	Washer	4	密封垫片
10	25784-32151	Bearing cover	4	轴承外套
11	DF-800-6565	King pin bushing	4	主销衬套
12	G01L4-32161	King Pin	2	转向节主销
13	B3120-16032	Pin B16×32	2	定位销B16×32
14	A50N4-32381	Bushing 75×65×44	2	衬套75×65×44
15	Z6311-06510	Ring 65×87×10	4	密封圈65×87×10
16	A50N4-32201	Bearing 51315	2	推力球轴承51315
17	B0332-16060	Bolt M16×60	2	螺栓M16×60 GB/T5783-2000
18	B4135-00016	Nut M16	2	螺母M16 GB/T6170-2000
19	B4135-00020	Nut M120	2	螺母M120 GB/T6170-2000
20	GB/T78-2007	Screw M20×65	2	紧定螺钉M20×65 GB/T78-2007
21	MKS12-30301	Knuckle R.H.ass'y	1	右转向节总成

图60/Fig. 60

转向桥及安装/And installation of steering axle

FD120T-MXWQ3

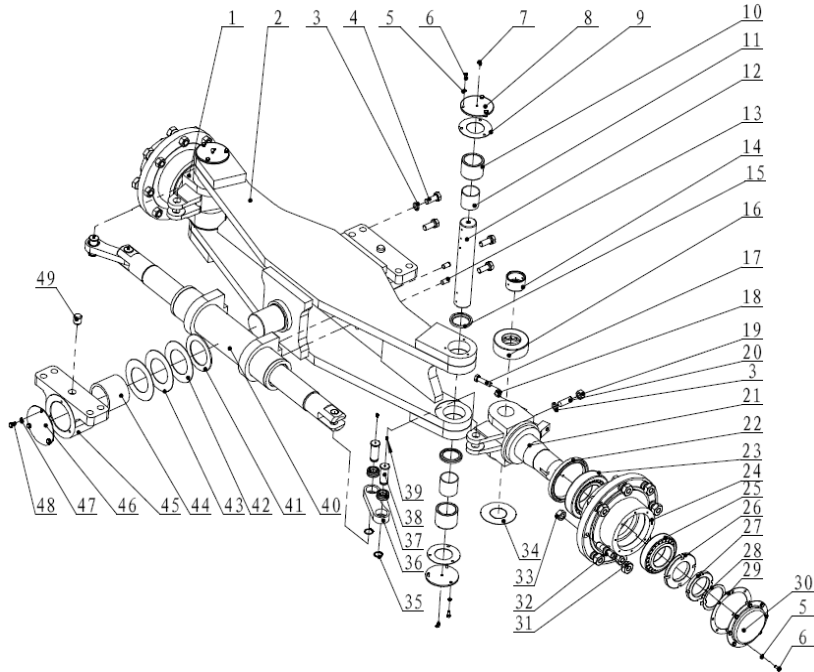


序号 Item No.	代号 Part No.	名称 Description	数量 Q'ty	备注 Remark
22	Z6301-16015	Oil seal B160×190×15D	2	油封B160×190×15D
23	Z-32221	Bearing32221	2	轴承32221 GB/T297-1994
24	MKS12-30401	Hub	2	轮毂
25	Z-32218	Bearing32218	2	轴承32218 GB/T297-1994
26	G01L4-32191	Nut M90×2	2	加大圆螺母M90×2
27	B4832-00090	Nut M90×2	2	圆螺母M90×2 GB/T812-88
28	B5512-00090	Washer 90	2	止动垫圈90 GB/T858-88
29	G01L4-32201	Washer 50.5×205×165	2	密封垫 50.5×205×165
30	A50N4-32211	Cover,hub	2	轮毂盖
31	23913-02041	Hiub Nut	16	轮毂螺母
32	25783-30-113	Hiub Bolt	16	轮毂螺栓
33	B4235-00022	Nut M22×1.5	16	螺母M22×1.5 GB/T6171-2002
34	A50N4-32251	Washer	10	转向调整垫 根据实际间隙
35	B6150-00030	Washer 30	4	挡圈30 GB894.1-86
36	A02Z4-30501	Link	2	连杆
37	Z-GE30ES	Bearing GE30ES	4	轴承GE30ES GB/T9163-2001
38	A43E4-30241	Pin	4	连杆销
39	Q700B45	Nipple M6×45°	4	弯颈式滑油嘴M6×45°
40	G03L4-50201	Steering cylinder	1	转向油缸
41	G50W4-32341	Washer 55×150×102	2	垫块 55×150×102
42	G50W4-32231C	Washer 51×170×102	2	调整垫 51×170×102

图60/Fig. 60

转向桥及安装/And installation of steering axle

FD120T-MXWQ3



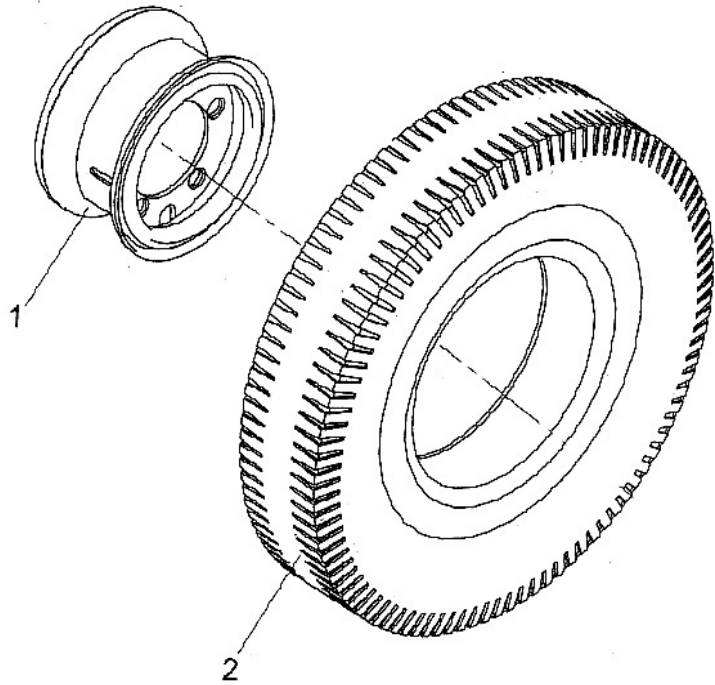
序号 Item No.	代号 Part No.	名称 Description	数量 Q'ty	备注 Remark
43	G50W4-32231B	Washer $\delta 0.5 \times 170 \times 102$	4	调整垫 $\delta 0.5 \times 170 \times 102$
44	KDB-V100 \times 120 \times 100	Bearing	2	无油轴承
45	G50W4-32081	Axle seat	2	后桥支座
46	G50W4-32091	Plate $\delta 3 \times 160$	2	轴端挡板 $\delta 3 \times 160$
47	B5050-00010	Washer 10	6	垫圈10 GB/T93-1987
48	B0332-10020	Bolt M10 \times 20	6	螺栓M10 \times 20 GB/T5783-2000
49	G50W4-32301	Pin B30 \times 35	2	定位销B30 \times 35

图61/Fig. 61

后轮总成/Steering Wheel

FD50-70T-MGH2,FD50-70T-MGH3
 FD50-70T-MGO2,FD50-70T-MGO3
 FD50-70T-MWF2,FD50-70T-MWF3
 FD50-70T-MWJ2,FD50-70T-MWJ3
 FD50-70T-MWH2,FD50-70T-MWH3

FD50-70T-MWP3



序号 Item No.	代号 Part No.	名称 Description	数量 Q'ty	备注 Remark
1	M6044402000	Rim 6T (Rear) 6.5-15 轮辋总成6T(后轮) 6.5-15	2	
2	M6044401000	Tyre 8.25-15-14PR 轮胎8.25-15-14PR	2	

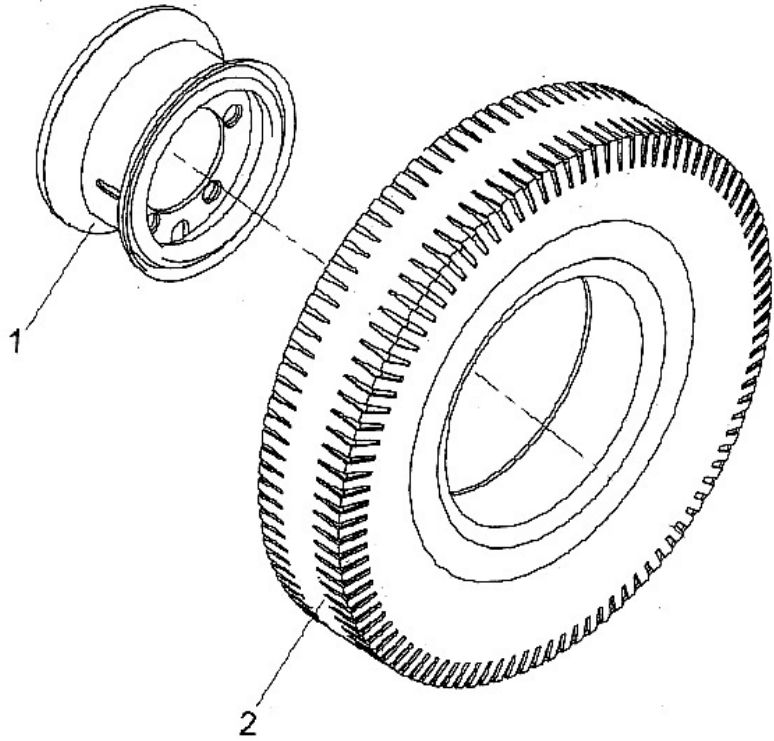
图62/Fig. 62

后轮总成/Steering Wheel

FD80-100T-MGO2,FD80-100T-MGO3

FD80-100T-MWF2,FD80-100T-MWF3

FD100T-MWL3

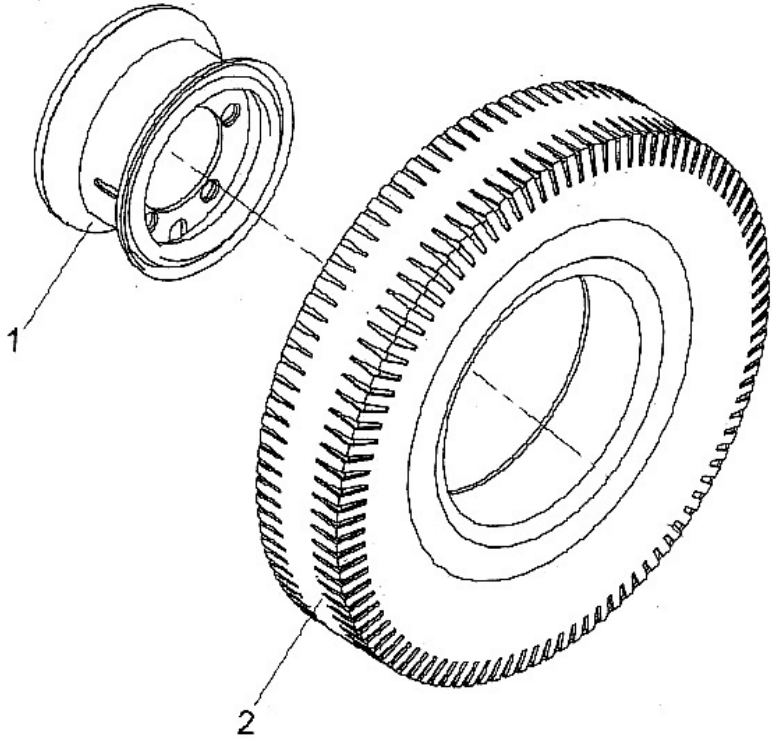


序号 Item No.	代号 Part No.	名称 Description	数量 Q'ty	备注 Remark
1	10A44-01000	Rim ass'y 7.00T-20 轮辋总成7.00T-20	2	
2		Tyre 9.00-20-14PR 轮胎9.00-20-14PR	2	

图63/Fig. 63

后轮总成/Steering Wheel

FD120T-MXWQ3



序号 Item No.	代号 Part No.	名称 Description	数量 Q'ty	备注 Remark
1	12A44X-01000	Rim ass'y	2	轮辋
2	12A33X-03000	Tyre 10.00-20-18PR	2	轮胎 (CL626EDT) 10. 00-20-18PR

图64/Fig. 64

转向油缸/Steering Cylinder

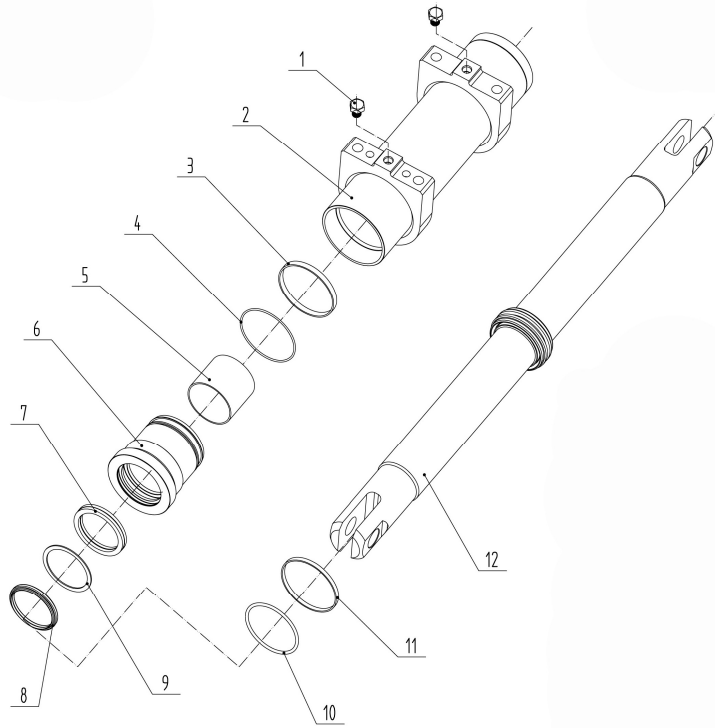
FD50-70T-MGH2,FD50-70T-MGH3

FD50-100T-MGO2,FD50-100T-MGO3

FD50-100T-MWF2,FD50-100T-MWF3

FD50-70T-MWJ2,FD50-70T-MWJ3

FD50-70T-MWH2,FD50-70T-MWH3

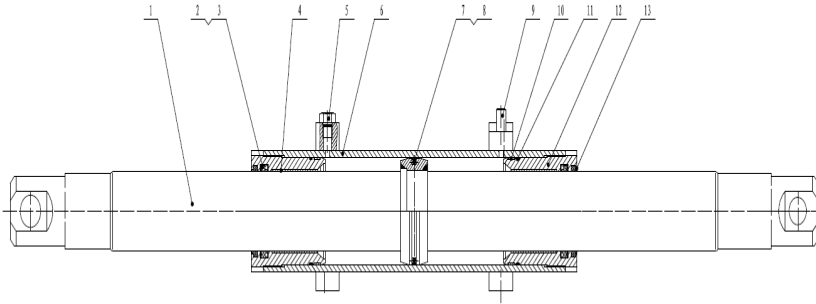


序号 Item No.	代号 Part No.	名称 Description	数量 Q'ty	备注 Remark
A	E5784-10211	Steering cylinder 转向油缸	1	5t,6t,7t,8t
-	A00J4--50201	Steering cylinder 转向油缸	1	10t
1	CPT3-81-011	Cap M16×1.5 闷盖M16×1.5	2	
2	E5784-10221	Steering body ass'y 缸筒体	1	5t,6t,7t,8t
-	E5784-50301	Steering body ass'y 缸筒体	1	10t
3	E5784-12601	Bearing ring 导向套支承环	2	
4	CO0217A	O-ring 109.4×3.1 O型圈密封圈109.4×3.1	2	
5	Z2114-08580	Bush bearing 85×90×80 钢背轴承85×90×80	2	
6	E5784-12561	Cylinder cap 导向套	2	
7	FU0984-K0	Seal ring D85×100×9 轴用密封圈D85×100×9	2	NOK(ISI)
8	WRM334381	Dust-proof seal D85×97.2×7.1 防尘圈D85×97.2×7.1	2	
9	25908-42471	Snap spring D85×100×3 挡圈D85×100×3	2	
10	Z6004-11005	O-ring 110×5.7 O型圈密封圈110×5.7	1	GB/T1235-1976
11	E5784-12571	Bearing ring 支承环	1	
12	E5784-10231	Piston rod ass'y 活塞杆总成	1	

图65/Fig. 65

转向油缸/Steering Cylinder

FD120T-MXWQ3



序号 Item No.	代号 Part No.	名称 Description	数量 Q'ty	备注 Remark
1	G03L4-50401	Piston rod ass'y 活塞杆总成	1	
2	25908-42471	Snap spring D85×100×3 挡圈D85×100×3	2	
3	REF340213/24450-82241	Seal ring D85×100×9 密封圈D85×100×9	2	
4	Z2114-08580	Bush bearing 85×90×80 钢背轴承85×90×80	2	
5	CPT3-81-011	Cap M16×1.5×16 闷盖M16×1.5×16	2	
6	G03L4	Steering body ass'y 缸筒体	1	
7	Z2114-08580	O-ring 110×5.7 O型圈密封圈110×5.7	1	
8	E5784-12571	Bearing ring 支承环	1	
9	B3130-16035	Pin Φ16×35 圆柱销Φ16×35	2	
10	E5784-12601	Bearing ring 导向套支承环	2	
11	03350-01100	O-ring d109.4×3.1 O型圈密封圈d109.4×3.1	2	
12	A02Z4-50501B	Cylinder cap 导向套	2	
13	WRM334381	Dust-proof seal D85×97.2×7.1 防尘圈D85×97.2×7.1	2	

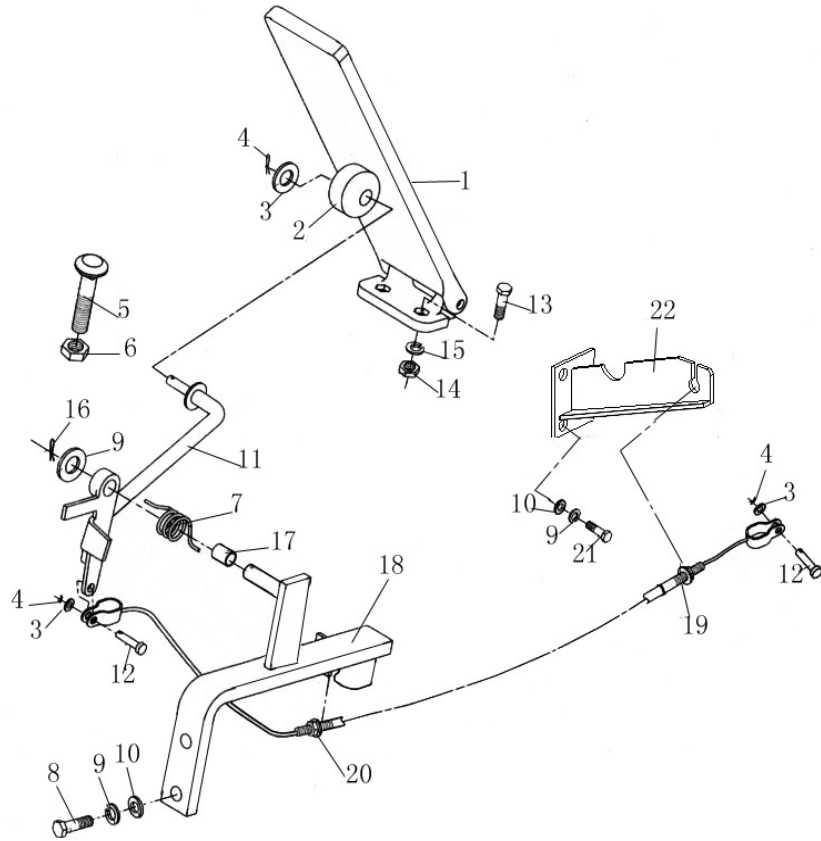
图66/ Fig. 66

油门操纵/ Accelerator Pedal

FD50-100T-MWF2, FD50-100T-MWF3

FD50-70T-MWH2, FD50-70T-MWH3

FD50-70T-MWP3



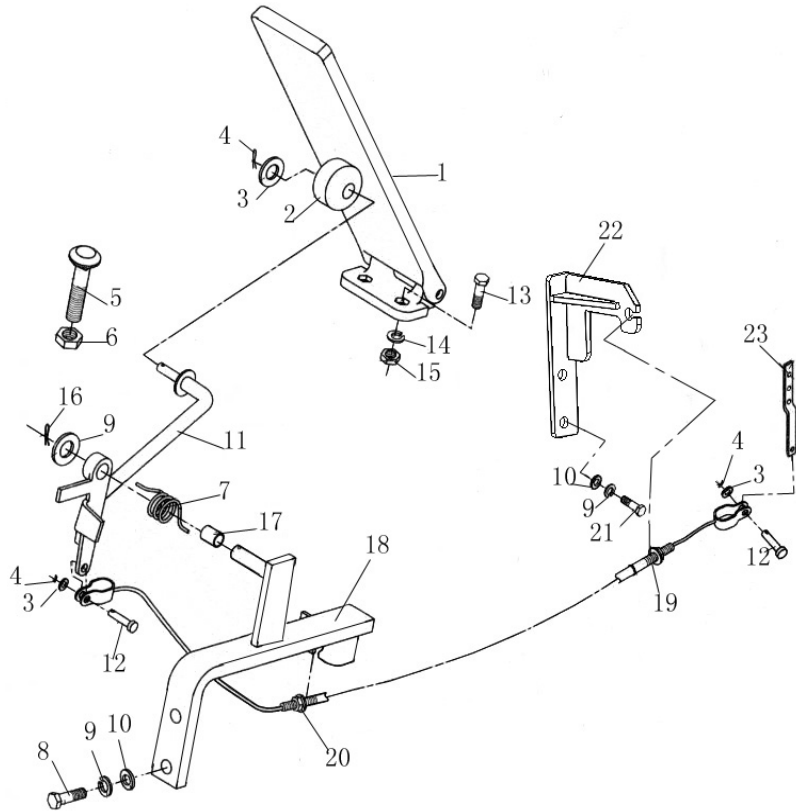
序号 Item No.	代号 Part No.	名称 Description	数量 Q'ty	备注 Remark	
1	M3035201000	Accelerator pedal ass'y	踏板总成	1	
2	M6045200002	Sheave	滚轮	1	
3	GB97.1-85	Washer 6	垫圈6	2	
4	GB91-86	Cotter pin 1.6×20	开口销1.6×20	2	
5	M6045200003	Bolt	螺栓	1	
6	GB6171-86	Nut M12×1.25	螺母M12×1.25	1	
7	M6045200004	Spring	弹簧	1	
8	GB5786-86	Bolt M10×1.25×35	螺栓M10×1.25×35	2	
9	GB97.1-86	Washer 10	垫圈10	4	
10	GB93-87	Spring washer 10	垫圈10	4	
11	M6045202000	Connecting shaft ass'y	连接轴总成	1	
12	GB882-86	Pin shaft B6×16	销轴B6×16	1	
13	GB5783-86	Bolt M6×20	螺栓M6×20	2	
14	GB6170-86	Nut M6	螺母M6	2	
15	GB93-87	Spring washer 6	垫圈6	2	
16	GB91-86	Cotter pin 3.2×26	开口销3.2×26	1	
17	M6045200001	Bush bearing 1015	钢背轴承1015	1	GS-2
18	M6045203000	Bracket ass'y	支架总成	1	
19	ST3.5×150	Cable tie	扎带	1	
20	M6045206000	Accelerator cable	推拉软轴	1	
21	GB5783-86	Bolt M10×20	螺栓M10×20	2	
22	M6045204000	Accelerator cable bracket	拉索支架	1	

图67/ Fig. 67

油门操纵/ Accelerator Pedal

FD50-70T-MGH2,FD50-70T-MGH3

FD50-100T-MGO2,FD50-100T-MGO3

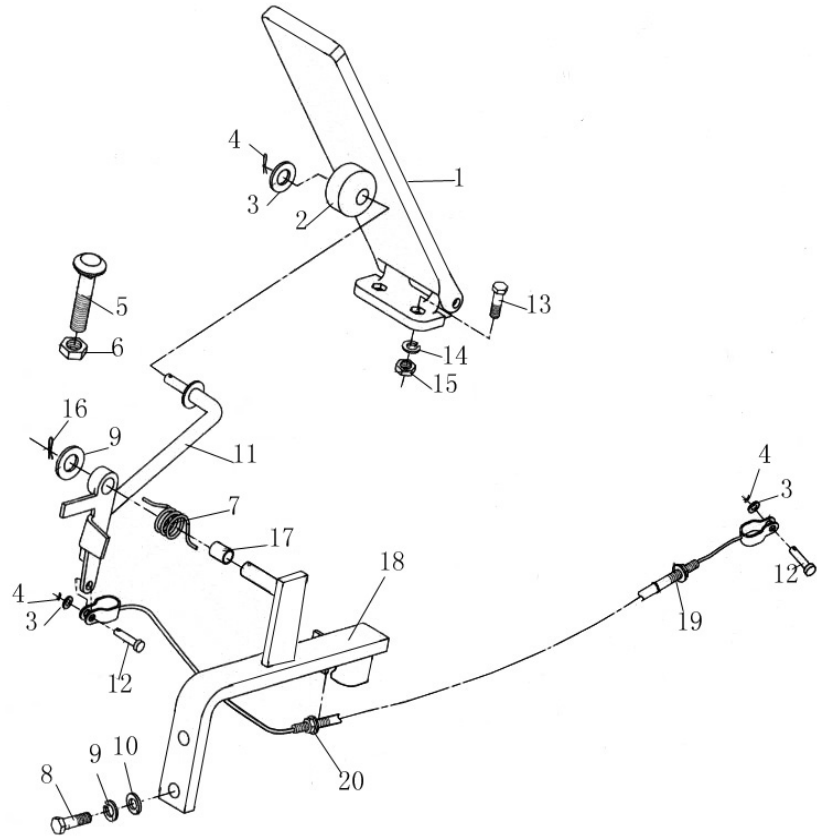


序号 Item No.	代号 Part No.	名称 Description	数量 Q'ty	备注 Remark
1	M3035201000	Accelerator pedal ass'y	踏板总成	1
2	M6045200002	Sheave	滚轮	1
3	GB97.1-85	Washer 6	垫圈6	2
4	GB91-86	Cotter pin 1.6×20	开口销1.6×20	2
5	M6045200003	Bolt	螺栓	1
6	GB6171-86	Nut M12×1.25	螺母M12×1.25	1
7	M6045200004	Spring	弹簧	1
8	GB5786-86	Bolt M10×1.25×35	螺栓M10×1.25×35	2
9	GB97.1-86	Washer 10	垫圈10	4
10	GB93-87	Spring washer 10	垫圈10	4
11	M6045202000	Connecting shaft ass'y	连接轴总成	1
12	GB882-86	Pin shaft B6×16	销轴B6×16	1
13	GB5783-86	Bolt M6×20	螺栓M6×20	5
14	GB93-87	Spring washer 6	垫圈6	5
15	GB6170-86	Nut M6	螺母M6	5
16	GB91-86	Cotter pin 3.2×26	开口销3.2×26	1
17	M6045200001	Bush bearing 1015	钢背轴承1015	1 GS-2
18	M6045203000	Bracket ass'y	支架总成	1
19	ST150×3.5	Cable tie	扎带	1
20	M6045206000	Accelerator cable	推拉软轴	1
21	GB5783-86	Bolt M10×20	螺栓M10×20	2
22	M60452Z01000	Accelerator cable bracket	拉索支架	1
23	M60452Z00001	Link board	连接板	1

图68/ Fig. 68

油门操纵/ Accelerator Pedal

FD50-70T-MWJ2, FD50-70T-MWJ3

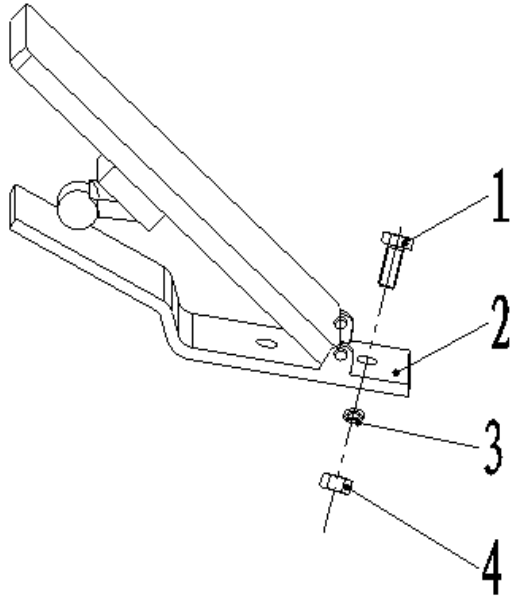


序号 Item No.	代号 Part No.	名称 Description	数量 Q'ty	备注 Remark
1	M6045203000	Bracket ass'y	1	支架总成
2	M6045200001	Bush bearing 1015	2	钢背轴承1015
3	GB/T97.1-2002	Washer 10	4	垫圈10
4	GB/T91-2000	Cotter pin 3.2×26	1	开口销3.2×26
5	GB/T5783-2000	Bolt M6×20	2	螺栓M6×20
6	GB/T6170-2000	Nut M6	2	螺母M6
7	GB/T93-1987	Spring washer 6	2	垫圈6
8	GB/T97.1-2002	Washer 6	2	垫圈6
9	GB/T93-1987	Spring washer 10	4	垫圈10
10	GB/T5786-2000	Bolt M12×1.25×35	2	螺栓M12×1.25×35
11	M6045202000	Connecting shaft ass'y	1	连接轴总成
12	GB/T882-2000	Pin shaft 6×16	1	销轴6×16
13	M6045200003	Bolt	1	螺栓
14	GB93-87	Spring washer 6	5	垫圈6
15	GB6170-86	Nut M6	5	螺母M6
16	GB/T91-2000	Cotter pin 1.6×20	2	开口销1.6×20
17	M6045200002	Sheave	1	滚轮
18	M3035201000	Accelerator pedal ass'y	1	踏板总成
19	G0155-20071	Cable tie ZD150×3.5	1	扎带ZD150×3.5
20	60452S-01000	Accelerator cable	1	油门拉线

图69/Fig69.

油门操纵/Accelerator Pedal

FD100T-MWL3,FD120T-MXWQ3



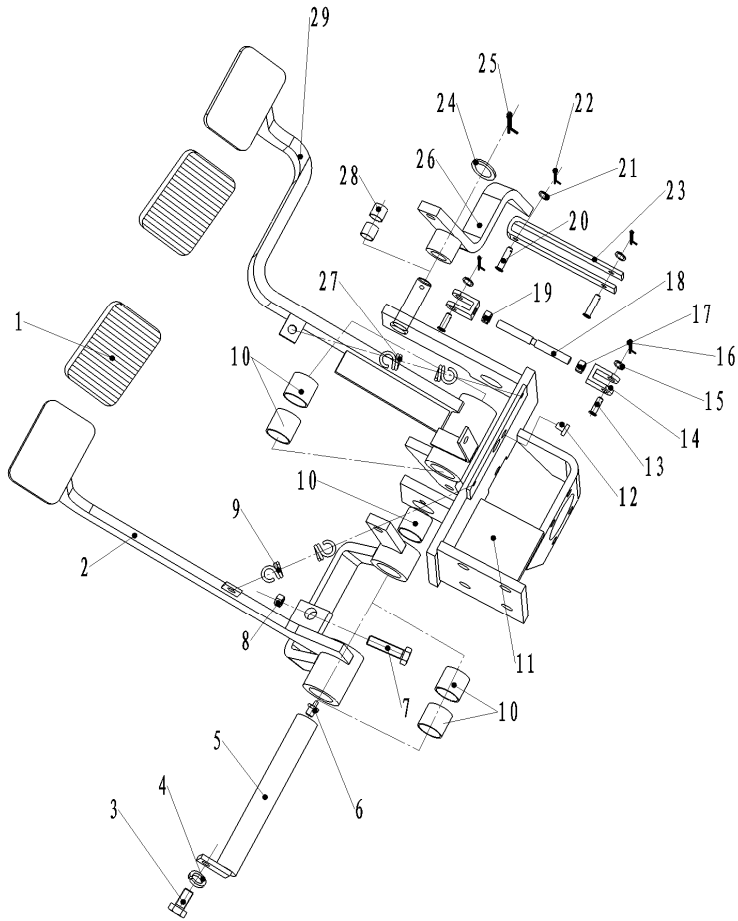
序号 Item No.	代号 Part No.	名称 Description	数量 Q'ty	备注 Remark
1	GB/T5783-2000	Bolt M8×20	3	螺栓M8×20
2	10A52K-01000	Pedal	1	康明斯金属大踏板
3	GB/T93-1987	Washer 8	3	垫圈8
4	GB/T6170-2000	Nut M8	3	螺母M8

图70/ Fig. 70

液压助力制动与微动操纵 (一) / Brake & Inching Control

FD50-70T2/3-MGO3, FD50-70T2/3-MWJ3, FD50-70T2/3-MWH3, FD50/60/70T2/3-MWG3

FD50-70T-MWP3



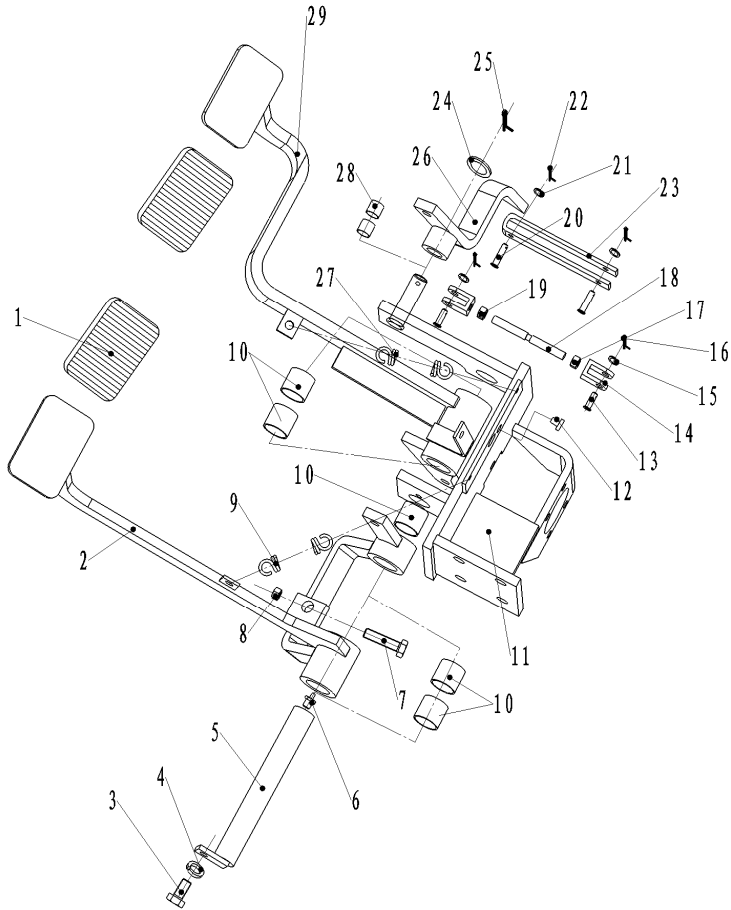
序号 Item No.	代号 Part No.	名称 Description	数量 Q'ty	备注 Remark
1	M3035402002	Pedal cover	踏板垫	2
2	M6046001100	Inching pedal ass'y	微动踏板总成	1
3	GB/T5783-2000	Bolt M8×16	螺栓M8×16	1
4	GB/T93-1987	Spring washer 8	垫圈8	1
5	M6046001005	Shaft	油轴	1
6	JB/T7940.1-95	Nipple M10X1	油杯 M10X1	1
7	GB/T5783-2000	Bolt M10×40	螺栓M10×40	3
8	GB/T6170-2000	Nut M10	螺母M10	3
9	M6046001002	Spring	微动拉簧	1
10	GS-1	Bush bearing 25×25	铜背轴承25×25	5
11	60459-01100	Bracket	托架	1
12	M3035402003	Adjusting shaft	橡皮顶轴	1
13	GB/T882-86	Pin shaft φ10×30	销轴φ10×30	3
14	M6045401008	Clevis	支耳	2
15	GB/T97.1-2002	Washer 10	垫圈10	3
16	GB/T91-86	Cotter pin 3.2×20	开口销3.2×20	3
17	GB/T6170-2000	Nut M8	螺母M8	1
18	M6046001006	Rod	丝杆	1
19	GB/T6170-2000	Nut M8(L.H.)	左旋螺母M8	1
20	GB/T882-86	Pin shaft Φ6×25	销轴Φ6×25	2
21	GB/T97.1-2002	Washer 6	垫圈6	2

图70/ Fig. 70

液压助力制动与微动操纵 (一) / Brake & Inching Control

FD50-70T2/3-MGO3, FD50-70T2/3-MWJ3, FD50-70T2/3-MWH3, FD50/60/70T2/3-MWG3

FD50-70T-MWP3



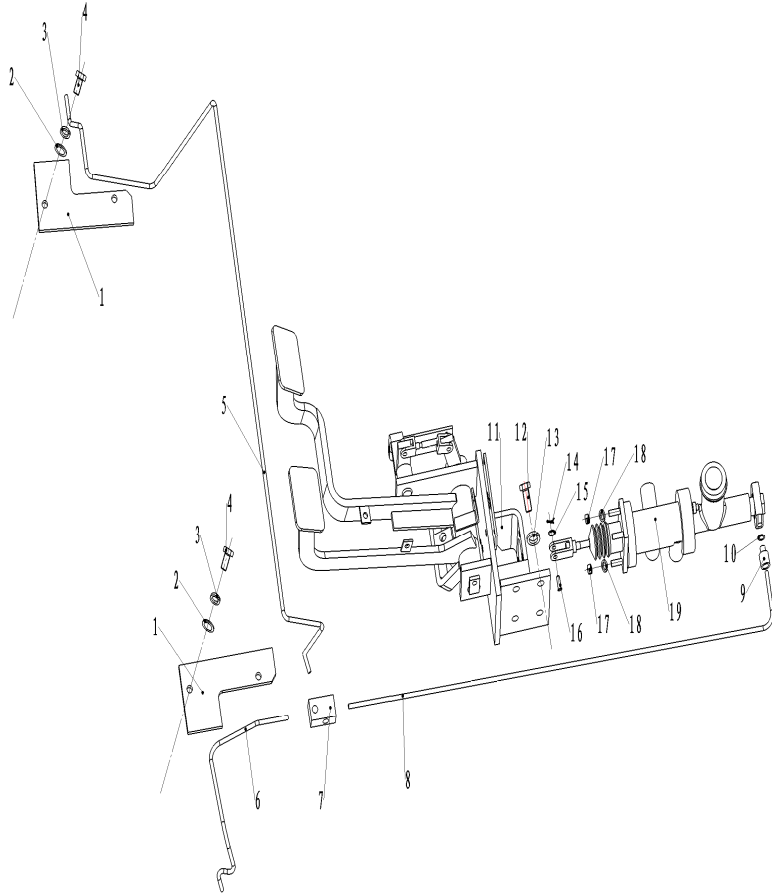
序号 Item No.	代号 Part No.	名称 Description	数量 Q'ty	备注 Remark
22	GB/T91-86	Cotter pin 1.6×16 开口销1.6×16	2	
23	M6046001007	Clevis 连杆	1	
24	GB/T97.1-2002	Washer 16 垫圈16	1	
25	GB/T91-86	Cotter pin 3.2×26 开口销3.2×26	1	
26	M6046001400	Lever 连杆	1	
27	M6046001003	Spring 制动拉簧	1	
28	GS-1	Bush bearing 16×12 铜背轴承16×12	1	
29	60459-01200	Brake pedal ass'y 制动踏板总成	1	

图71/Fig. 71

液压助力制动与微动操纵 (二) / Brake & Inching Control

FD50-70T2/3-MGO3, FD50-70T2/3-MWJ3, FD50-70T2/3-MWH3, FD50/60/70T2/3-MWG3

FD50-70T-MWP3



序号 Item No.	代号 Part No.	名称 Description	数量 Q'ty	备注 Remark
1	M604600002	Hose hoop	护板	2
2	GB/T97.1-2002	Washer 10	垫圈10	5
3	GB/T93-1987	Spring washer 10	垫圈10	5
4	GB/T5786-2000	Bolt M10×1.25×20	螺栓M10×1.25×20	5
5	M6046004000	Brake pipe ass'y(C)	油管总成 (C)	1
6	M6046003000	Brake pipe ass'y(A)	油管总成 (A)	1
7	M6046000001	Tee connector	三通接头	1
8	60459-02000	Brake pipe ass'y(B)	油管总成 (B)	1
9	60459-00001	Through connector	直通	1
10	JB982-77	Combination washer 10	组合垫圈10	1
11	60459-01000	Brake & Inching Control(Tor-con type)	液压助力制动与微动操纵	1
12	GB/T5783-2000	Bolt M12×20	螺栓M12×20	1
13	GB/T93-1987	Spring washer 12	垫圈12	1
14	GB/T91-86	Cotter pin 2.5×22	开口销 2.5×22	1
15	GB/T93-1987	Spring washer 8	垫圈8	1
16	GB/T882-86	Pin shaft Φ8×26	销轴 Φ8×26	1
17	GB/T6170-2000	Nut M8	螺母M8	2
18	GB/T93-1987	Spring washer 8	垫圈8	2

图72/ Fig. 72

动力制动与微动操纵/Brake & Inching Control

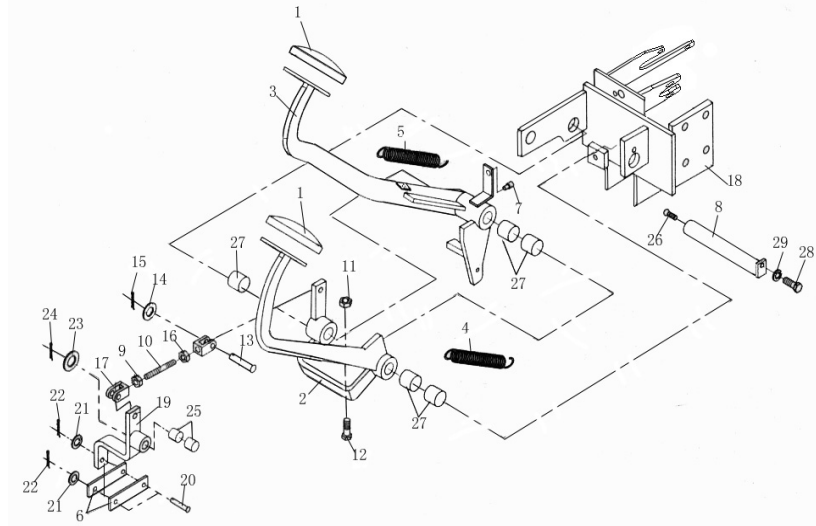
FD50-100T-MGO2,FD50-100T-MGO3

FD50-100T-MWF2,FD50-100T-MWF3

FD50-70T-MWJ2,FD50-70T-MWJ3

FD50-70T-MWH2,FD50-70T-MWH3

FD100T-MWL3,FD120T-MXWQ3



序号 Item No.	代号 Part No.	名称 Description	数量 Q'ty	备注 Remark
1	M6046001001	Pedal cover	踏板垫	2
2	M6046001100	Inching pedal ass'y	微动踏板总成	1
3	M6046001200	Brake pedal ass'y	制动踏板总成	1
4	M6046001002	Spring	微动拉簧	1
5	M6046001003	Spring	制动拉簧	1
6	M6046001007	Lever	连杆	2
7	M6046001004	Adjusting shaft	橡皮顶轴	1
8	M6046001005	Shaft	油轴	1
9	GB6170-86	Nut M8(L.H.)	左旋螺母M8	1
10	M6046001006	Rod	丝杆	1
11	GB6170-86	Nut M10	螺母M10	3
12	GB5781-86	Bolt M10×40	螺栓M10×40	3
13	GB882-86	Pin shaft φ6×25	销轴 φ6×25	2
14	GB95-85	Washer 6	平垫圈6	2
15	GB91-86	Cotter pin 1.6×16	开口销1.6×16	2
16	GB6170-86	Nut M8	螺母M8	1
17	M6045401008	Clevis	支耳	2
18	M6046001300	Bracket	托架	1
19	M6046001400	Lever	连杆	1
20	GB882-86	Pin shaft φ10×30	销轴 φ10×30	3
21	GB95-85	Washer 10	平垫圈10	3

图72/ Fig. 72

动力制动与微动操纵/ Brake & Inching Control

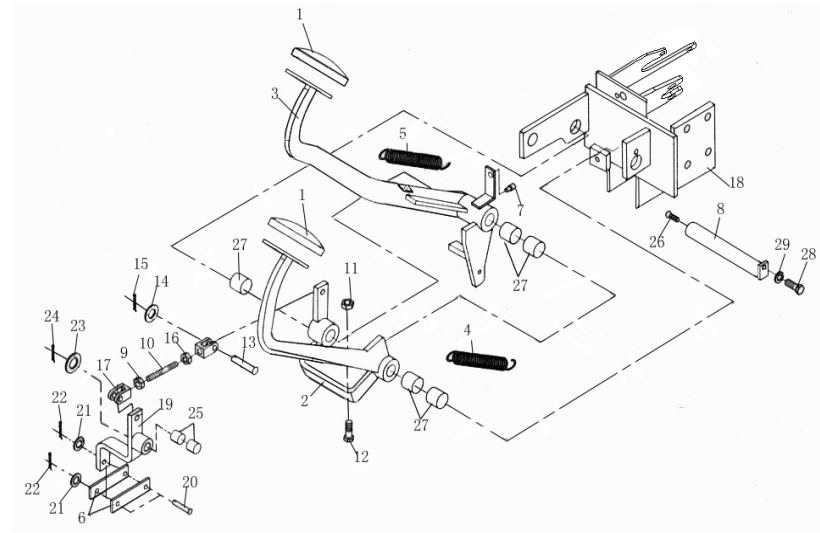
FD50-100T-MGO2, FD50-100T-MGO3

FD50-100T-MWF2, FD50-100T-MWF3

FD50-70T-MWJ2, FD50-70T-MWJ3

FD50-70T-MWH2, FD50-70T-MWH3

FD100T-MWL3, FD120T-MXWQ3



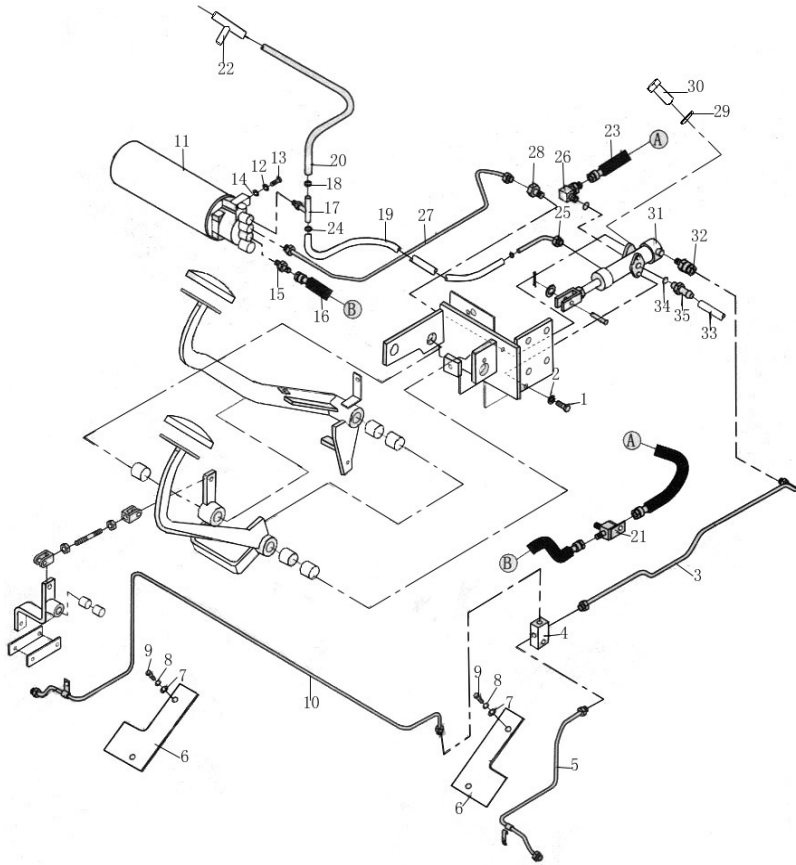
序号 Item No.	代号 Part No.	名称 Description	数量 Q'ty	备注 Remark
22	GB91-86	Cotter pin 3.2×20 开口销3.2×20	3	
23	GB95-86	Washer 16 平垫圈16	1	
24	GB91-86	Cotter pin 3.2×26 开口销3.2×26	1	
25	GS-1	Bush bearing 1612 钢背轴承1612	2	
26	-	Nipple Z1/8" 直通式润滑嘴Z1/8"	1	
27	GS-1	Bush bearing 2525 钢背轴承2525	5	
28	GB5781-86	Bolt M8×16 螺栓M8×16	1	
29	GB93-87	Spring washer 8 垫圈8	1	

图73/ Fig. 73

动力制动与微动操纵（制动管路）/ Brake Piping System

FD50-70T-MGO2,FD50-70T-MGO3. FD50-70T-MWF2,FD50-70T-MWF3

FD50-70T-MWJ2,FD50-70T-MWJ3. FD50-70T-MWH2,FD50-70T-MWH3



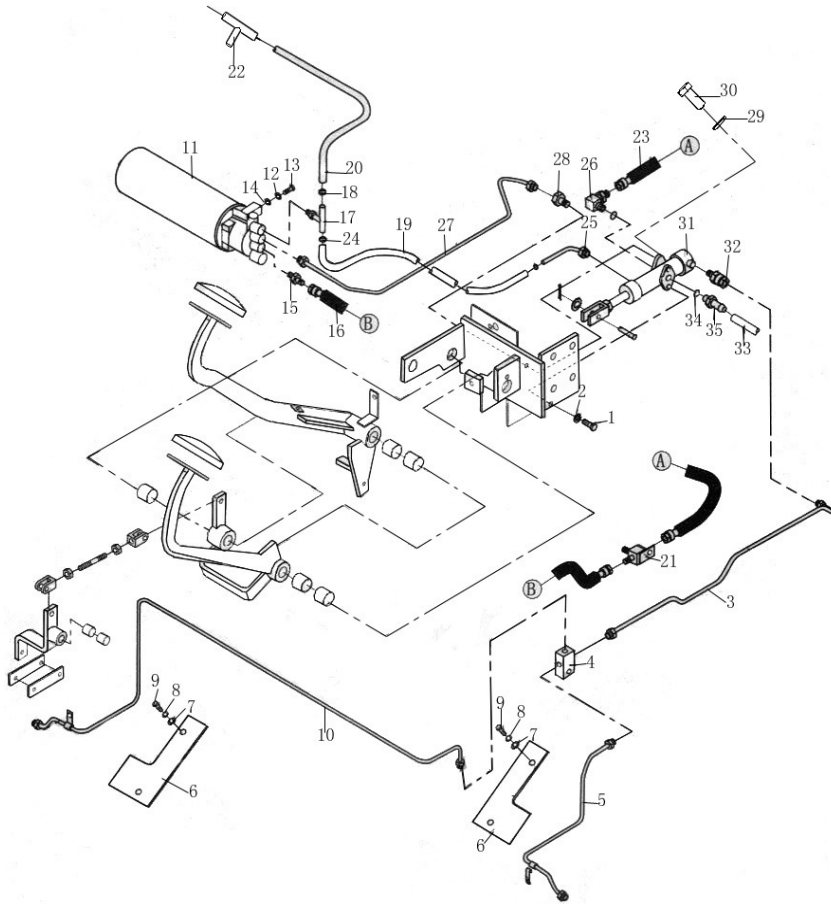
序号 Item No.	代号 Part No.	名称 Description	数量 Q'ty	备注 Remark
1	GB5783-86	Bolt M12×20	4	螺栓M12×20
2	GB93-87	Spring washer 12	4	垫圈12
3	M6046002000	Brake pipe ass'y(B)	1	油管总成(B)
4	M6046000001	Tee connector	1	三通接头
5	M6046003000	Brake pipe ass'y(A)	1	油管总成(A)
6	M6046000002	Hose hoop	2	护板
7	GB97.1-86	Washer 10	5	垫圈10
8	GB93-87	Spring washer 10	5	垫圈10
9	GB5786-86	Bolt M10×1.25×20	5	螺栓M10×1.25×20
10	M6046004000	Brake pipe ass'y(C)	1	油管总成(C)
11	M6046005000	Accumulator HXQ	1	蓄能器HXQ
12	GB93-87	Spring washer 8	2	垫圈8
13	GB5783-86	Bolt M8×16	2	螺栓M8×16
14	GB/T97.1-2002	Washer -A 8	2	平垫圈-A级 8
15	M6046000003	Through connector	1	直通接头
16	M6046000004	H.P. hose	1	高压胶管
17	M6046006000	Tee connector	1	三通接头
18	QC/T390-1999	Hoop φ20	2	双钢丝卡箍 φ20
19	M6046000005	H.P. hose φ6×13×400	1	输油胶管 φ6×13×400
20	M6046000006	H.P. hose φ10×17×1200	1	输油胶管 φ10×17×1200
21	M6046007000	Tee connector	1	三通接头

图73/ Fig. 73

动力制动与微动操纵（制动管路）/ Brake Piping System

FD50-70T-MGO2,FD50-70T-MGO3. FD50-70T-MWF2,FD50-70T-MWF3

FD50-70T-MWJ2,FD50-70T-MWJ3. FD50-70T-MWH2,FD50-70T-MWH3



序号 Item No.	代号 Part No.	名称 Description	数量 Q'ty	备注 Remark
22	M604600007	Tee connector	1	回油三通
23	M604600008	H.P. hose	1	高压胶管
24	QC/T390-1999	Hoop φ14	2	双钢丝卡箍 φ14
25	M6046008000	Brake pipe ass'y(E)	1	油管总成(E)
26	M6046009000	Connector ass'p	1	接头总成
27	M6046010000	Brake pipe ass'y(D)	1	油管总成(D)
28	M6046000009	Connector	1	接头
29	GB93-87	Spring washer 10	4	垫圈10
30	GB5783-86	Bolt M10×20	4	螺栓M10×20
31	M6046011000	Brake valve ass'y OBV-L25E	1	制动阀总成OBV-L25E
32	-	Safety valve	1	安全阀 制动阀随带 /With brake
33	M6046000010	H.P. hose φ13×1100	1	输油胶管 φ13×1100
34	GB1235-76	O-ring 15.8×2.4	2	O型圈15.8×2.4
35	M6046000011	Connector	1	接头

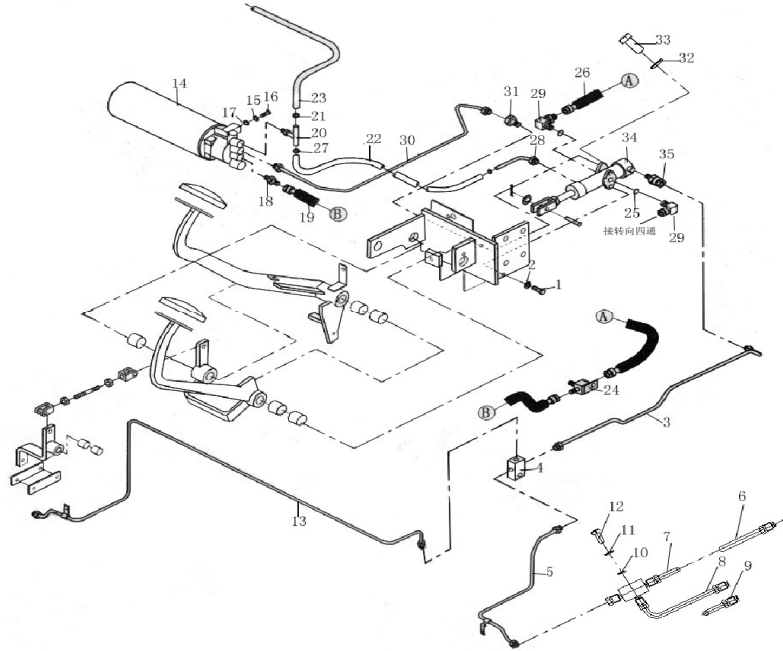
图74/Fig. 74

动力制动与微动操纵（制动管路）/Brake Piping System

FD80-100T-MGO2,FD80-100T-MGO3

FD80-100T-MWF2,FD80-100T-MWF3

FD100T-MWL3



序号 Item No.	代号 Part No.	名称 Description	数量 Q'ty	备注 Remark
1	GB5783-86	Bolt M12×20	4	螺栓M12×20
2	GB93-87	Spring washer 12	4	垫圈12
3	M6046002000	Brake pipe ass'y(B)	1	油管总成(B)
4	M6046000001	Tee connector	3	三通接头
5	10A60-01000	Brake pipe ass'y (A)	1	制动油管总成(A)
6	10A60-03000	Brake pipe ass'y	2	制动油管总成
7	10A60-00001	Filter connector	8	过渡接头
8	10A60-04000	Brake pipe ass'y	2	制动油管总成
9	10A60-05000	Brake pipe ass'y	2	制动油管总成
10	GB97.1-86	Washer 10	3	垫圈10
11	GB93-87	Spring washer 10	3	垫圈10
12	GB5786-86	Bolt M10×1.25×30	3	螺栓M10×1.25×30
13	10A60-02000	Brake pipe ass'y	1	制动油管总成
14	10A60-06000	Accumulator HXQJ-000	1	制动蓄能器HXQJ-000
15	GB93-87	Spring washer 8	2	垫圈8
16	GB5783-86	Bolt M8×16	2	螺栓M8×16
17	GB/T97.1-2002	Washer -A级 8	2	平垫圈-A级 8
18	M6046000003	Angle connector	1	直角接头
19	M6046000004	H.P. hose	1	高压胶管
20	M6046006000	Tee connector	1	三通接头
21	ZB/T32005.1-1988	Hoop φ20	2	双钢丝卡箍 φ20

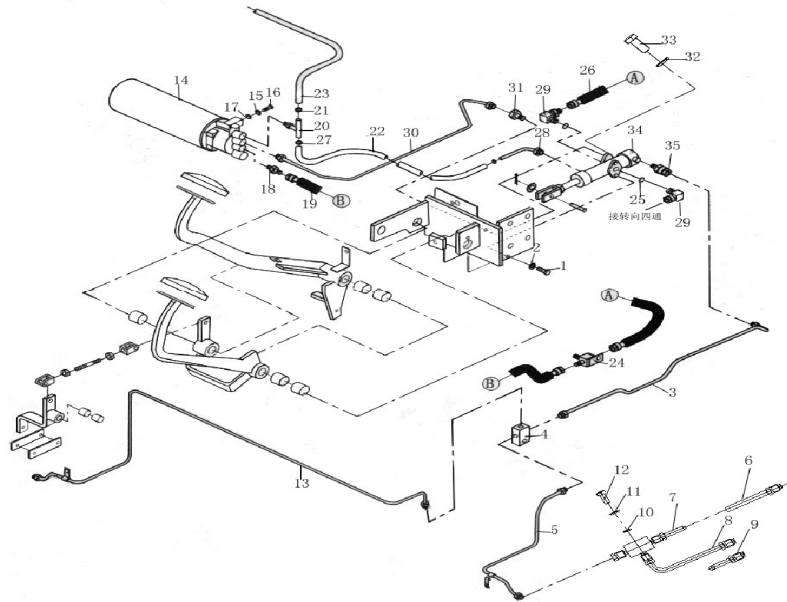
图74/Fig. 74

动力制动与微动操纵（制动管路）/Brake Piping System

FD80-100T-MGO2,FD80-100T-MGO3

FD80-100T-MWF2,FD80-100T-MWF3

FD100T-MWL3

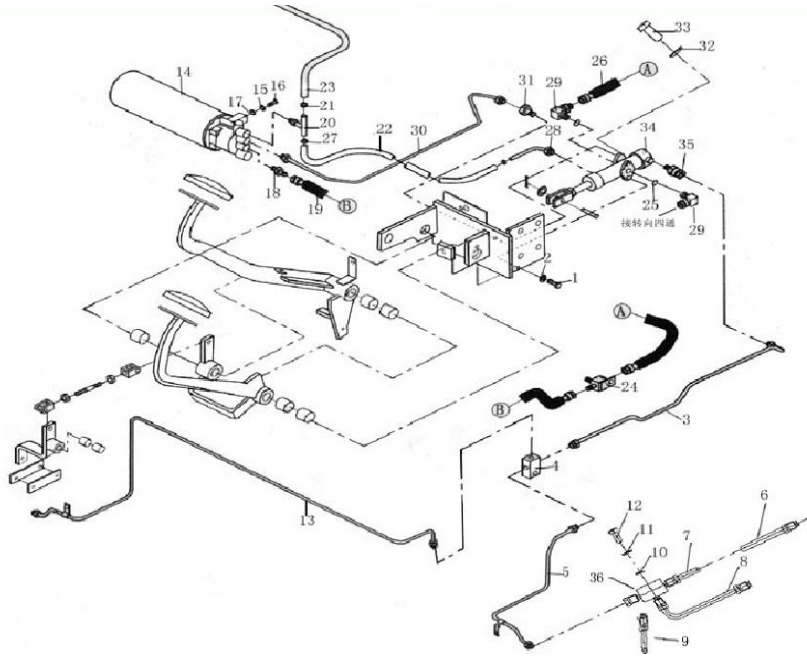


序号 Item No.	代号 Part No.	名称 Description	数量 Q'ty	备注 Remark
22	M6046000005	H.P. hose φ6×13×400	1	输油胶管 φ6×13×400
23	M6046000006	H.P. hose φ10×17×1200	1	输油胶管 φ10×17×1200
24	M6046007000	Tee connector	1	三通接头
25	GB1235-76	O-ring 15.8×2.4	2	O型圈 15.8×2.4
26	M6046000008	H.P. hose	1	高压胶管
27	QC/T390-1999	Hoop φ14	2	双钢丝卡箍 φ14
28	M6046008000	Brake pipe ass'y(E)	1	油管总成(E)
29	M6046009000	Connector ass'p	2	接头总成
30	M6046010000	Brake pipe ass'y(D)	1	油管总成(D)
31	M6046000009	Connector	1	接头
32	GB93-87	Spring washer 10	4	垫圈10
33	GB5783-86	Bolt M10×20	4	螺栓M10×20
34	10A60-07000	Brake valve ass'y A OBV-L25E-00A	1	制动阀总成A OBV-L25E-00A
35	-	Safety valve	1	安全阀
				杭州金鼎
				制动阀随带 /With brake

图75/Fig75.

动力制动与微动操纵（制动管路）/Brake Piping System

FD120T-MXWQ3

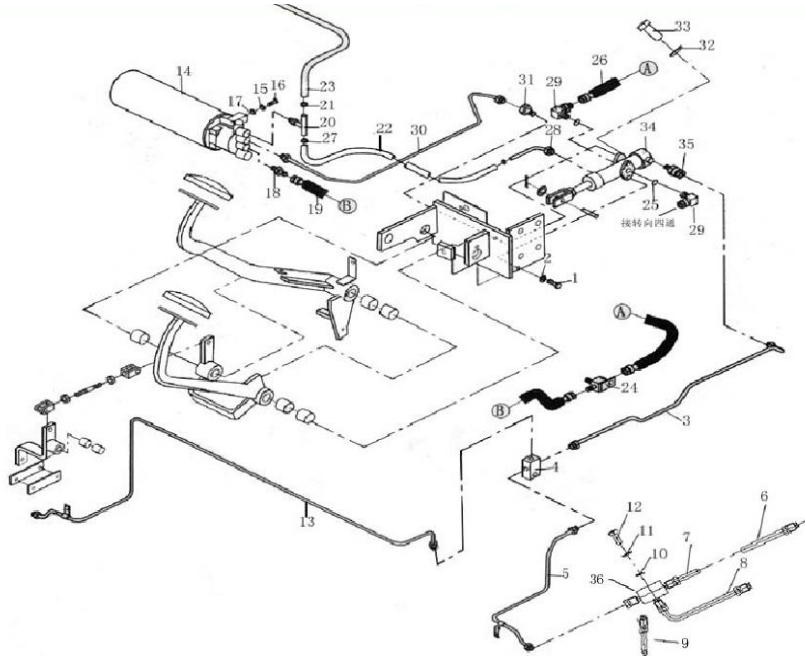


序号 Item No.	代号 Part No.	名称 Description	数量 Q'ty	备注 Remark
1	GB/T5783-2000	Bolt M12×20	4	螺栓M12×20
2	GB/T93-1987	Spring washer 12	4	垫圈12
3	M6046002000	Brake pipe ass'y(B)	1	油管总成 (B)
4	M6046000001	Tee connector	3	三通接头
5	10A60-01000	Brake pipe ass'y (A)	1	制动油管总成 (A)
6	12A60X-01000	Brake pipe ass'y	2	制动油管总成
7	10A60-00001	Filter connector	8	过渡接头
8	12A60X-02000	Brake pipe ass'y	2	制动油管总成
9	12A60X-03000	Brake pipe ass'y	2	制动油管总成
10	GB97.1-86	Washer 10	3	垫圈10
11	GB93-87	Spring washer 10	3	垫圈10
12	GB5786-86	Bolt M10×1.25×30	3	螺栓M10×1.25×30
13	12A60X-04000	Brake pipe ass'y	1	制动油管总成
14	10A60-06000	Accumulator HXQJ-000	1	制动蓄能器HXQJ-000
15	GB93-87	Spring washer 8	2	垫圈8
16	GB5783-86	Bolt M8×16	2	螺栓M8×16
17	GB/T97.1-2002	Washer -A级 8	2	平垫圈-A级 8
18	M6046000003	Angle connector	1	直角接头
19	M6046000004	H.P. hose	1	高压胶管
20	M6046006000	Tee connector	1	三通接头
21	ZB/T32005.1-1988	Hoop φ20	2	双钢丝卡箍 φ20

图75/Fig75.

动力制动与微动操纵（制动管路）/Brake Piping System

FD120T-MXWQ3

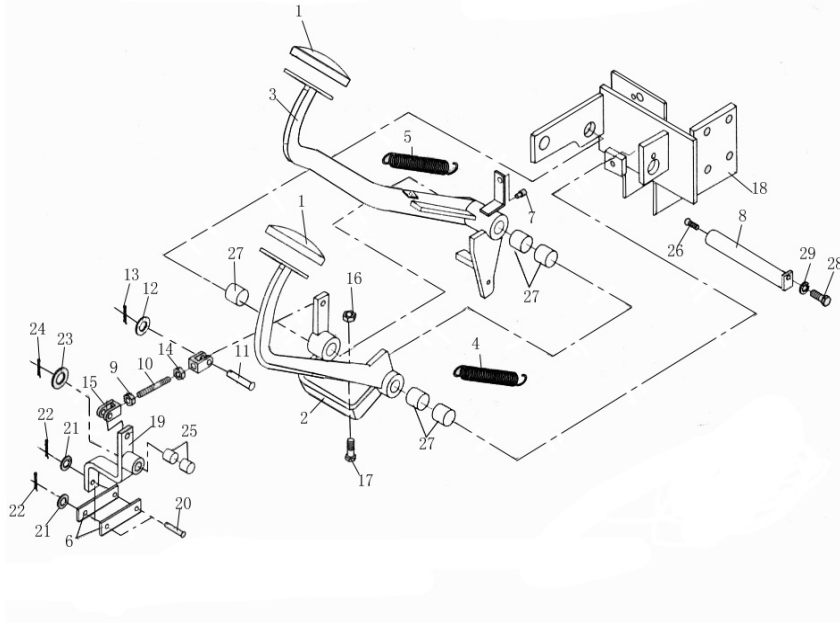


序号 Item No.	代号 Part No.	名称 Description	数量 Q'ty	备注 Remark	
22	M6046000005	H.P. hose φ6×13×400	1	输油胶管 φ6×13×400	
23	M6046000006	H.P. hose φ10×17×1200	1	输油胶管 φ10×17×1200	
24	12A60X-06000	Tee connector	1	三通接头	
25	GB1235-76	O-ring 15.8×2.4	2	O型圈 15.8×2.4	
26	M6046000008	H.P. hose	1	高压胶管	
27	QC/T390-1999	Hoop φ14	2	双钢丝卡箍 φ14	
28	M6046008000	Brake pipe ass'y(E)	1	油管总成(E)	
29	M6046009000	Connector ass'p	2	接头总成	
30	M6046010000	Brake pipe ass'y(D)	1	油管总成(D)	
31	M6046000009	Connector	1	接头	
32	GB93-87	Spring washer 10	4	垫圈10	
33	GB5783-86	Bolt M10×20	4	螺栓M10×20	
34	12A60X-05000	Brake valve ass'y A OBV-L25E-00A	1	制动阀总成A OBV-L25E-00A	杭州金鼎
35	-	Safety valve	1	安全阀	制动阀随带 /With brake
36	10A60L-00001	Four way connector	2	四通接头	

图76/ Fig. 76

制动与微动操纵/Brake & Inching Control

FD50-70T-MGH2,FD50-70T-MGH3

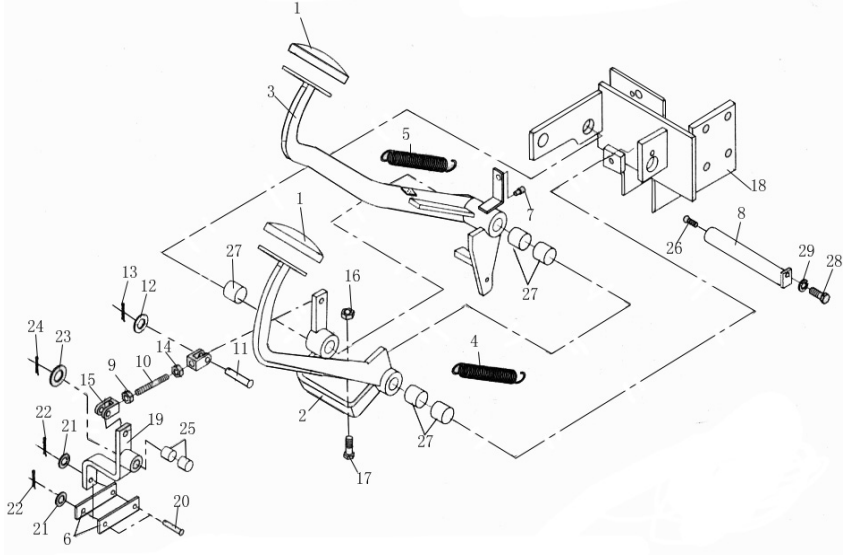


序号 Item No.	代号 Part No.	名称 Description	数量 Q'ty	备注 Remark
-	M604580000	Brake ,Inching Control	1	制动与微动操纵
1	M6046001001	Pedal cover	2	踏板垫
2	M6046001100	Inching pedal ass'y	1	微动踏板总成
3	M6046001200	Brake pedal ass'y	1	制动踏板总成
4	M6046001002	Spring	1	微动拉簧
5	M6046001003	Spring	1	制动拉簧
6	M6046001007	Lever	2	连杆
7	M6046001004	Adjusting shaft	1	橡皮顶轴
8	M6046001005	Shaft	1	油轴
9	GB6170-86	Nut M8(L.H.)	1	左旋螺母M8
10	M6046001006	Rod	1	丝杆
11	GB882-86	Pin shaft $\phi 6 \times 25$	3	销轴 $\phi 6 \times 25$
12	GB95-85	Washer 6	3	平垫圈6
13	GB91-86	Cotter pin 1.6 \times 16	2	开口销1.6 \times 16
14	GB6170-86	Nut M8	2	螺母M8
15	M6046001008	Clevis	2	支耳
16	GB6170-86	Nut M10	1	螺母M10
17	GB5781-86	Bolt M10 \times 40	2	螺栓M10 \times 40
18	M6045801100	Bracket	1	托架
19	M6046001400	Lever	1	连杆
20	GB882-86	Pin shaft $\phi 10 \times 30$	3	销轴 $\phi 10 \times 30$

图76/ Fig. 76

制动与微动操纵/ Brake & Inching Control

FD50-70T-MGH2, FD50-70T-MGH3

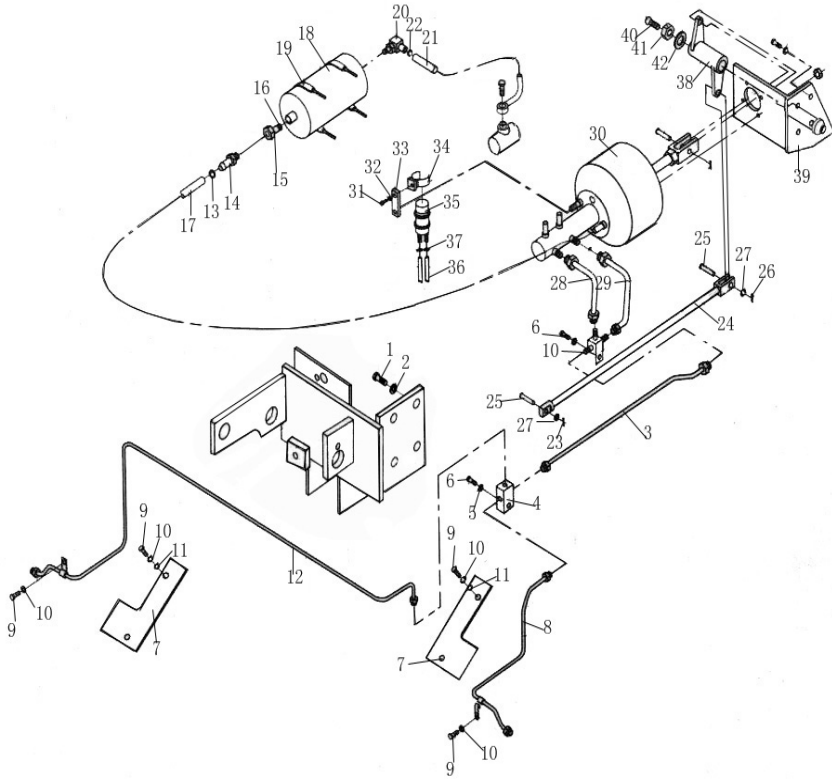


序号 Item No.	代号 Part No.	名称 Description	数量 Q'ty	备注 Remark
21	GB95-85	Washer 10 平垫圈10	3	
22	GB91-86	Cotter pin 3.2×20 开口销3.2×20	3	
23	GB95-86	Washer 16 平垫圈16	1	
24	GB91-86	Cotter pin 3.2×26 开口销3.2×26	1	
25	GS-1	Bush bearing 1612 钢背轴承1612	2	
26	-	Nipple Z1/8" 直通式润滑嘴Z1/8"	1	
27	GS-1	Bush bearing 2525 钢背轴承2525	5	
28	GB5781-86	Bolt M8×16 螺栓M8×16	1	
29	GB93-87	Spring washer 8 垫圈8	1	

图77/ Fig. 77

制动与微动操纵 (制动管路) / Brake Piping System

FD50-70T-MGH2, FD50-70T-MGH3

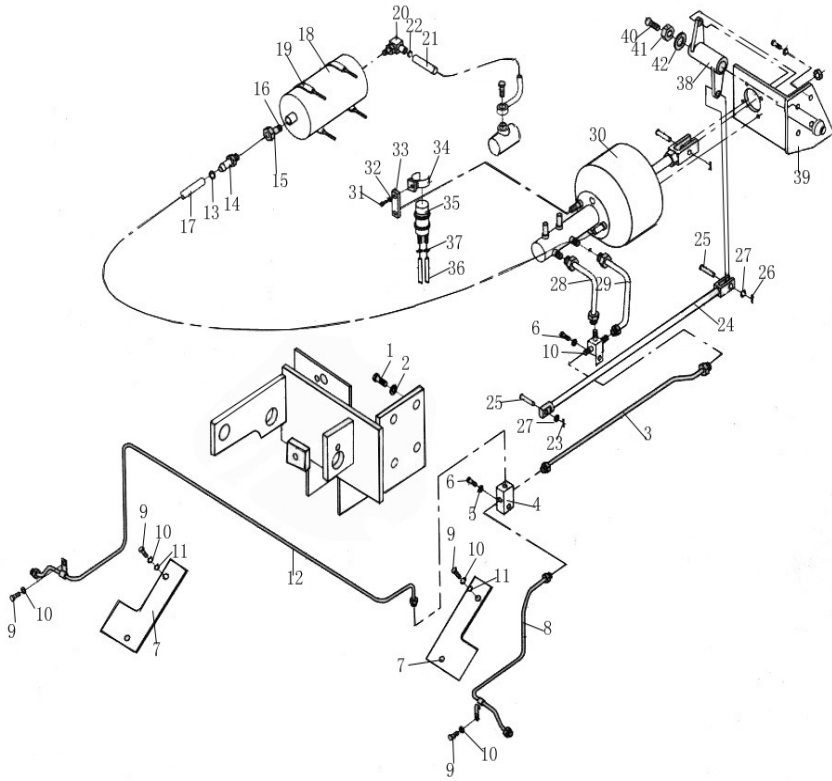


序号 Item No.	代号 Part No.	名称 Description	数量 Q'ty	备注 Remark
1	GB/T5783-2000	Bolt M12×20	螺栓 M12×20	8
2	GB93-87	Spring washer 12	垫圈 12	8
3	M6045802000	Brake pipe ass'y(E)	油管总成 (E)	1
4	M6045800001	Tee connector	三通	2
5	GB93-1987	Spring washer 10	垫圈 10	2
6	GB5786-86	Bolt M10×1.25×30	螺栓 M10×1.25×30	2
7	M6046000002	Hose hoop	护板	2
8	M6046003000	Brake pipe ass'y(A)	油管总成 (A)	1
9	GB/T5786-2000	Bolt M10×1.25×20	六角头螺栓 M10×1.25×20	4
10	GB93-87	Spring washer 10	垫圈10	4
11	GB97.1-86	Washer 10	垫圈10	4
12	M6045803000	Brake pipe ass'y(B)	油管总成 (B)	1
13	QC/T390-1999	Hoop φ23	双钢丝卡箍 φ23	2
14	M6045800002	Connector	接头	1
15	M6045800003	Connector	接头	1
16	M6045800004	Screw plug Z1/8"	螺塞 Z1/8"	1
17	M6045800005	Vacuum hose	真空管	1
18	M6045804000	Vacuum tank	真空罐	1
19	M6045805000	Hoop	罐箍	2
20	M6045800006	Connector	接头	2
21	M6045800007	Vacuum hose L=2300	真空管 L=2300	1

图77/ Fig. 77

制动与微动操纵 (制动管路) / Brake Piping System

FD50-70T-MGH2, FD50-70T-MGH3



序号 Item No.	代号 Part No.	名称 Description	数量 Q'ty	备注 Remark
22	QC/T390-1999	Hoop $\phi 30$	1	双钢丝卡箍 $\phi 30$
23	GB91-86	Cotter pin 3.2X24	1	开口销 3.2X24
24	M6045806000	Lever ass'y	1	连杆总成
25	GB882-86	Pin shaft 14x35	1	销轴14x35
26	GB91-86	Cotter pin 4x30	1	开口销4x30
27	GB97.1-85	Washer 14	1	垫圈 14
28	M6045807000	Brake pipe ass'y (G)	1	油管总成 (G)
29	M6045808000	Brake pipe ass'y (F)	1	油管总成 (F)
30	M6045809000	Vacuum buster & cylinder ass'y 9" +10"	1	真空助力器9" +10" 总成
31	GB5783-86	Bolt M8x16	1	螺栓M8x16
32	GB93-87	Spring washer 8	1	垫圈8
33	M6045800008	Bracket	1	支架
34	M3036107300	Reservoir seat	1	制动液储油罐座
35	M6045800009	Reservoir	1	制动液储油罐
36	GB/T7127-86	Reservoir hose $\phi 9.5$ L=500	2	制动胶管 $\phi 9.5$ L=500
37	QC/T390-1999	Hoop $\phi 16$	4	双钢丝卡箍 $\phi 16$
38	M6045810000	Lever ass'y	1	摇臂总成
39	M6045811000	Bracket ass'y	1	支架总成
40	ZB/T33001.2-88	Nipple Z1/8"	1	弯颈式滑脂嘴Z1/8"
41	GB6173-86	Nut M20x1.5	1	螺母M20x1.5
42	GB97.1-85	Washer 20	1	垫圈20

图78/ Fig. 78

手制动操纵/Hand brake control

FD50-70T-MGH2,FD50-70T-MGH3

FD50-100T-MGO2,FD50-100T-MGO3

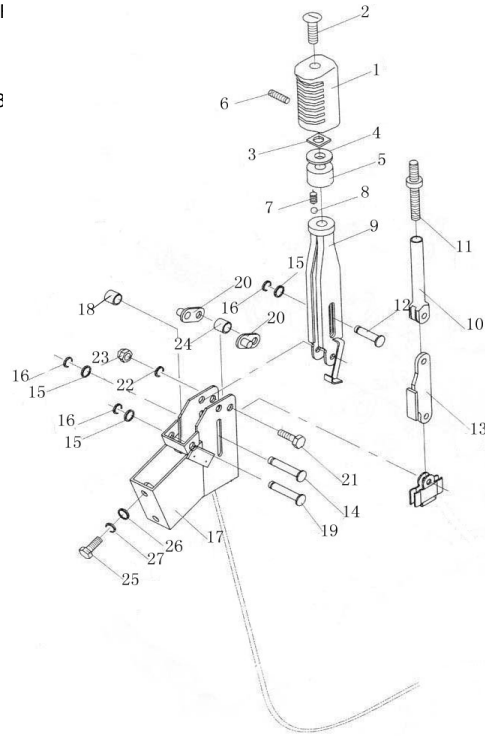
FD50-100T-MWF2,FD50-100T-MWI

FD50-70T-MWJ2,FD50-70T-MWJ3

FD50-70T-MWH2,FD50-70T-MWH3

FD100T-MWL3,FD120T-MXWQ3

FD50-70T-MWP3



序号 Item No.	代号 Part No.	名称 Description	数量 Q'ty	备注 Remark
-	M60455	Parking brake control	1	手制动操纵
-	M6045010000	Parking brake ass'y	1	手制动总成 HRH43E5501
1	THN-110	Knob	1	手柄头
2	THN-111	Adjust lever	1	调节杆
3	GB39-88	Nut M8	1	螺母M8
4	GB96-85	Washer 8	1	垫圈8
5	THN-200	Handle seat	1	手柄座
6	GB80-85	Screw M4×4	1	螺钉M4×4
7	-	Spring1×6×10.8	1	弹簧1×6×10.8
8	GB308-89	BallΦ6	1	钢球Φ6
9	THN-060	Lever body	1	闸把体
10	THN-600	Rod body	1	拉杆体
11	THN-500	Screw rod	1	螺杆
12	TNH-070	Pin d8×45	1	平头销d8×45
13	THN-900-00	Link	1	拉板总成
14	TNH-070	Pin d8×45	1	平头销d8×45
15	GB97.1-86	Washer 8	2	垫圈8
16	GB896-86	Snap spring 6	2	挡圈6
17	HC230C5-11100	Bracket ass'y	1	支架总成
18	25785-52241	Rubber cushion	1	缓冲垫圈
19	25785-52251	Pin shaft	1	销轴

图78/Fig. 78

手制动操纵/Hand brake control

FD50-70T-MGH2,FD50-70T-MGH3

FD50-100T-MGO2,FD50-100T-MGO3

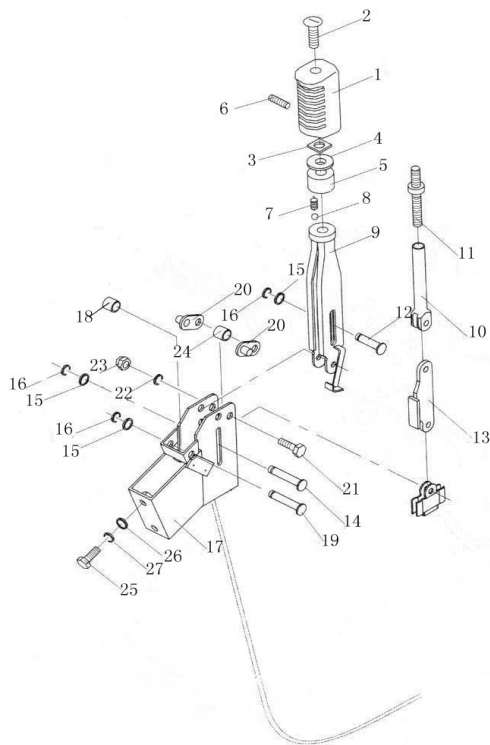
FD50-100T-MWF2,FD50-100T-MWF3

FD50-70T-MWJ2,FD50-70T-MWJ3

FD50-70T-MWH2,FD50-70T-MWH3

FD100T-MWL3,FD120T-MXWQ3

FD50-70T-MWP3



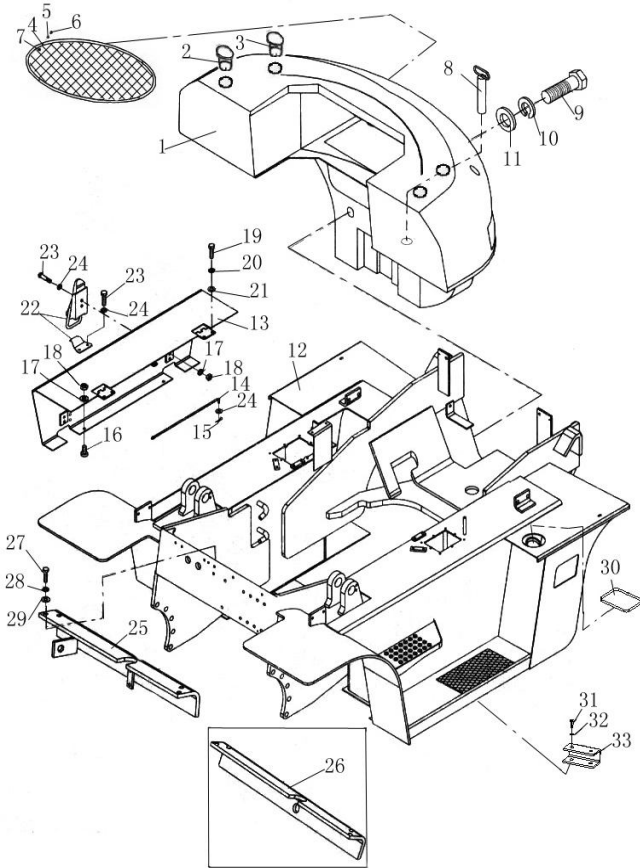
序号 Item No.	代号 Part No.	名称 Description	数量 Q'ty	备注 Remark
20	THN-40-00	Support plate ass'y	支撑板总成	2
21	GB5782-86	Bolt M10×45	螺栓M10×45	1
22	GB93-87	Spring washer 10	垫圈10	1
23	GB802-88	Nut M10	螺母M10	1
24	25785-52261	Washer II	垫圈II	1
25	GB5786-86	Bolt M10×1.25×25	螺栓M10×1.25×25	2
26	GB97.1-86	Washer 10	垫圈10	2
27	GB93-87	Spring washer 10	垫圈10	2

图79/ Fig. 79

车架与平衡重/Countet Weight

FD50-70T-MGO2,FD50-70T-MGO3. FD50-70T-MGH2,FD50-70T-MGH3

FD50-70T-MWF2,FD50-70T-MWF3. FD50-70T-MWJ2,FD50-70T-MWJ3

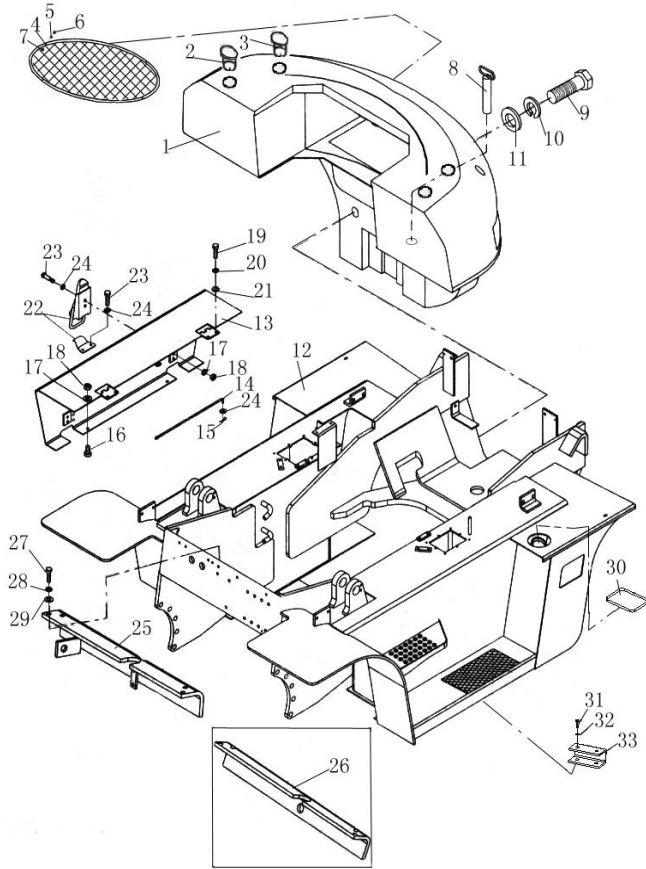
FD50-70T-MWH2,FD50-70T-MWH3 **FD50-70T-MWP3**

序号 Item No.	代号 Part No.	名称 Description	数量 Q'ty	备注 Remark
1	M5046300001	Counter balance weight	平衡重 1	5t
-	M6046300001	Counter balance weight	平衡重 1	6t
-	M7046300001	Counter balance weight	平衡重 1	7t
2	M3036300003	Cap	不可吊装孔塞子	1
3	M3036300002	Cap	可吊装孔塞子	2
4	M6046302000	Gauze	网罩	1
5	GB/T93-1987	Spring washer 6	垫圈 6	4
6	GB/T5783-2000	Bolt M6×25	螺栓 M6×25	4
7	GB/T6170-2000	Nut M6	螺母 M6	4
8	GB/T5782-2000	Bolt M36×260	螺栓 M36×260	2
9	GB/T93-1987	Spring washer 36	垫圈 36	2
10	M6046300002	Washer	平垫片	2
11	M6046301000	Traction pin	牵引栓	1
12	M6046100000	Frame	车架	1 MWF2, MWF3, MGO 2, MGO3
-	M60461Z00000	Frame	车架	1 MGH2, MGH3
-	60461S-00000	Frame	车架	1 MWJ2, MWJ2
-	M60461P00000	Frame	车架	1 MWH2, MWH3
13	M6046110100	Battery cover	电瓶盖板	1
14	M6046110400	Rod	拉杆	1
15	GB91-86	Pin2×16	销2×16	1
16	M6046110200	Rubber damper	缓冲胶垫	2

图79/Fig. 79

车架与平衡重/Countet Weight

FD50-70T-MGO2,FD50-70T-MGO3. FD50-70T-MGH2,FD50-70T-MGH3
 FD50-70T-MWF2,FD50-70T-MWF3. FD50-70T-MWJ2,FD50-70T-MWJ3
 FD50-70T-MWH2,FD50-70T-MWH3 **FD50-70T-MWP3**



序号 Item No.	代号 Part No.	名称 Description	数量 Q'ty	备注 Remark
17	GB93-87	Spring washer 8	垫圈 8	8
18	GB6170-86	Nut M8	螺母 M8	6
19	GB5786-86	Bolt M10X1.25X20	螺栓M10X1.25X20	4
20	GB93-87	Spring washer 10	垫圈10	4
21	GB97.1-85	Washer 10	垫圈10	4
22	M6046110300	Clip	弹簧卡	2
23	GB5783-86	Bolt M8X16	螺栓M8X16	8
24	GB97.1-86	Washer 8	垫圈8	8
25	M6046111002	Angle iron	角钢	1 用于真空制动 /For vacuum
26	M6046111000	Bracket ass'y	支架总成	1 用于动力制动 /For dynamic
27	GB5783-86	Bolt M12X40	螺栓M12X40	4
28	GB97.1-86	Washer 12	垫圈12	4
29	GB93-87	Spring Washer 12	弹簧垫圈 12	4
30	M6046102400	Rubber cushion ass'y8404550-JA	油箱盖总成8404550-JA	1 一汽轿车
31	GB/T5783-2000	Bolt M8×16	螺栓M8×16	4 6BG1 发动机专 用/engine
32	GB93-87	Spring washer 8	垫圈8	4 6BG1 发动机专 用/engine
33	M6041100001	Flameout bracket	熄火支架	1 6BG1 发动机专 用/engine

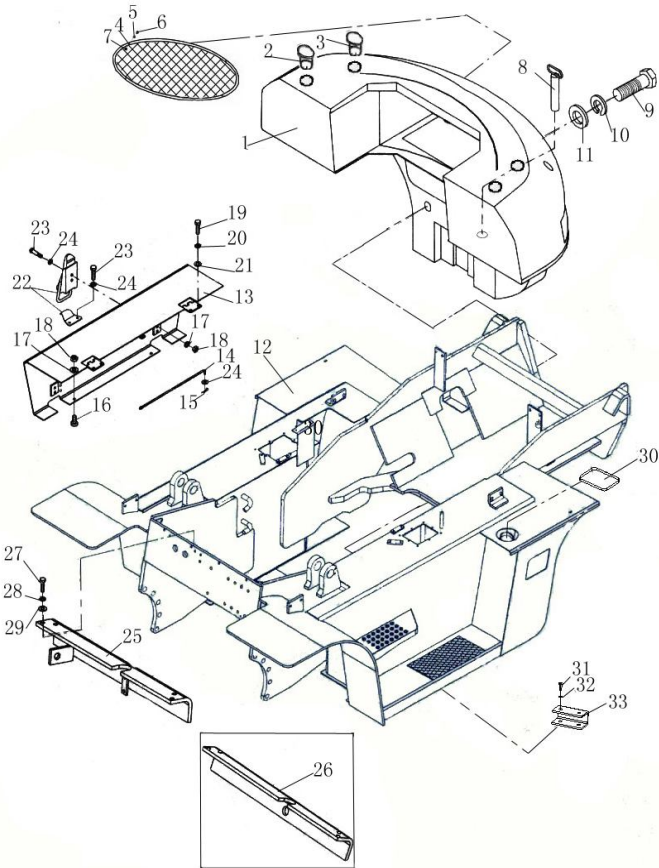
图80/ Fig. 80

车架与平衡重/Countet Weight

FD80-100T-MGO2,FD80-100T-MGO3

FD80-100T-MWF2,FD80-100T-MWF3

FD100T-MWL3



序号 Item No.	代号 Part No.	名称 Description	数量 Q'ty	备注 Remark
1	80463-00001	Counter balance weight	平衡重 1	8t
-	10A63-00001	Counter balance weight	平衡重 1	10t
2	M3036300003	Cap	不可吊装孔塞子 2	
3	M3036300002	Cap	可吊装孔塞子 2	
4	M6046302000	Gauze	网罩 1	
5	GB/T93-1987	Spring washer 6	垫圈 6 4	
6	GB/T5783-2000	Bolt M6×25	螺栓 M6×25 4	
7	GB/T6170-2000	Nut M6	螺母 M6 4	
8	GB/T5782-2000	Bolt M36×320	螺栓 M36×320 2	
9	GB/T93-1987	Spring washer 36	垫圈 36 2	
10	M6046300002	Washer	平垫片 2	
11	M6046301000	Traction pin	牵引栓 1	
12	80463-00000	Frame	车架 1	8t
-	10A61-00000	Frame	车架 1	10t
-	10A61Q-00000	Frame	车架 1	10t康明斯
13	10A61-10000	Battery cover	电瓶盖板 1	
14	M6046110400	Rod	拉杆 1	
15	GB91-86	Pin 2×16	销2×16 1	
16	M6046110200	Rubber damper	缓冲胶垫 2	
17	GB93-87	Spring washer 8	垫圈 8 8	
18	GB6170-86	Nut M8	螺母 M8 6	

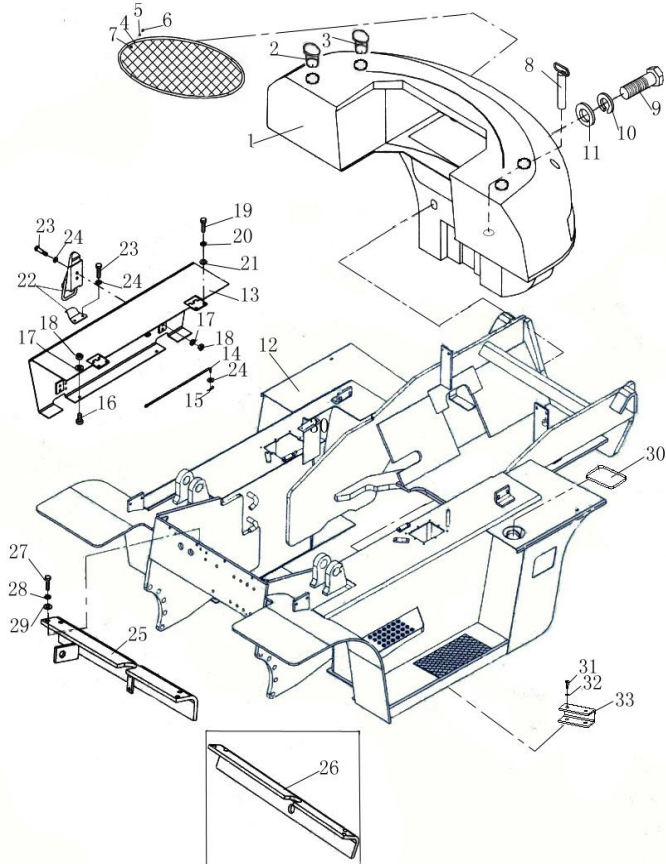
图80/Fig80.

车架与平衡重/Countet Weight

FD80-100T-MGO2,FD80-100T-MGO3

FD80-100T-MWF2,FD80-100T-MWF3

FD100T-MWL3

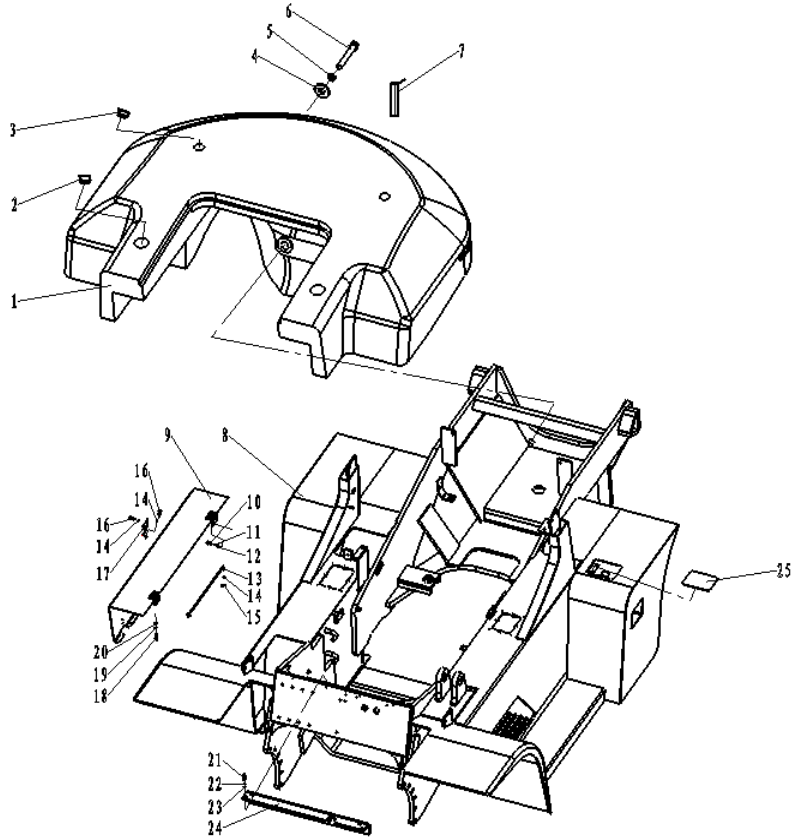


序号 Item No.	代号 Part No.	名称 Description	数量 Q'ty	备注 Remark
19	GB5786-86	Bolt M10X1.25X20	4	
20	GB93-87	Spring washer 10	4	
21	GB97.1--85	Washer 10	4	
22	M6046110300	Clip	2	
23	GB5783-86	Bolt M8X16	8	
24	GB97.1-86	Washer 8	8	
25	10A61-11001	Angle iron	1	用于真空制动 /For vacuum
26	10A61-11000	Bracket ass'y	1	用于动力制动 /For dynamic
27	GB5783-86	Bolt M12X40	4	
28	GB97.1-86	Washer 12	4	
29	GB93-87	Spring Washer 12	4	
30	M6046102400	Rubber cushion ass'y 8404550-JA	1	一汽轿车
31	GB/T5783-2000	Bolt M8X16	4	6BG1 发动机专 用/engine
32	GB93-87	Spring washer 8	4	6BG1 发动机专 用/engine
33	M6041100001	Flameout bracket	1	6BG1 发动机专 用/engine

图81/Fig81.

车架与平衡重/Countet Weight

FD120T-MXWQ3

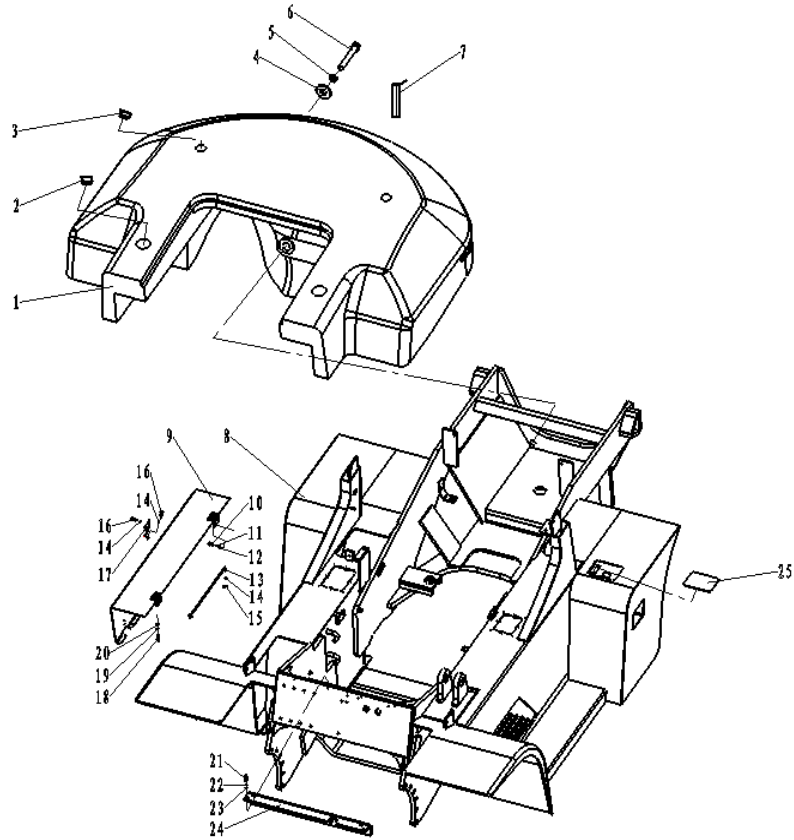


序号 Item No.	代号 Part No.	名称 Description	数量 Q'ty	备注 Remark
1	12A63X-00001	Counter balance weight	平衡重 1	
2	M3036300003	Cap	不可吊装孔塞子 2	
3	M3036300002	Cap	可吊装孔塞子 2	
4	M6046300002	Washer	平垫片 2	
5	GB/T93-1987	Spring washer 36	垫圈 36 2	
6	GB/T5782-2000	Bolt M36×320	螺栓 M36×320 2	
7	M6046301000	Traction pin	牵引栓 2	
8	12A61X-00000	Frame	车架 1	
9	10A61X-10000	Battery cover	电瓶盖板 1	
10	GB/T5786-2000	Bolt M10X1.25X20	螺栓M10X1.25X20 4	
11	GB/T93-1987	Washer 10	垫圈10 4	
12	GB/T97.1-2002	Washer 10	垫圈10 4	
13	M6046110400	Rod	拉杆 1	
14	GB/T97.1-2002	Washer 8	垫圈 8 8	
15	GB/T91-1986	Pin 2×16	销 2×16 1	
16	GB/T5783-2000	Bolt M8×16	螺栓 M8×16 8	
17	M6046110300	Clip	弹簧卡 2	
18	M6046110200	Rubber damper	缓冲胶垫 2	
19	GB93-87	Washer 8	垫圈 8 8	
20	GB6170-86	Nut M8	螺母 M8 6	
21	GB/T5783-2000	Bolt M12×40	螺栓 M12×40 4	

图81/Fig81.

车架与平衡重/Countet Weight

FD120T-MXWQ3



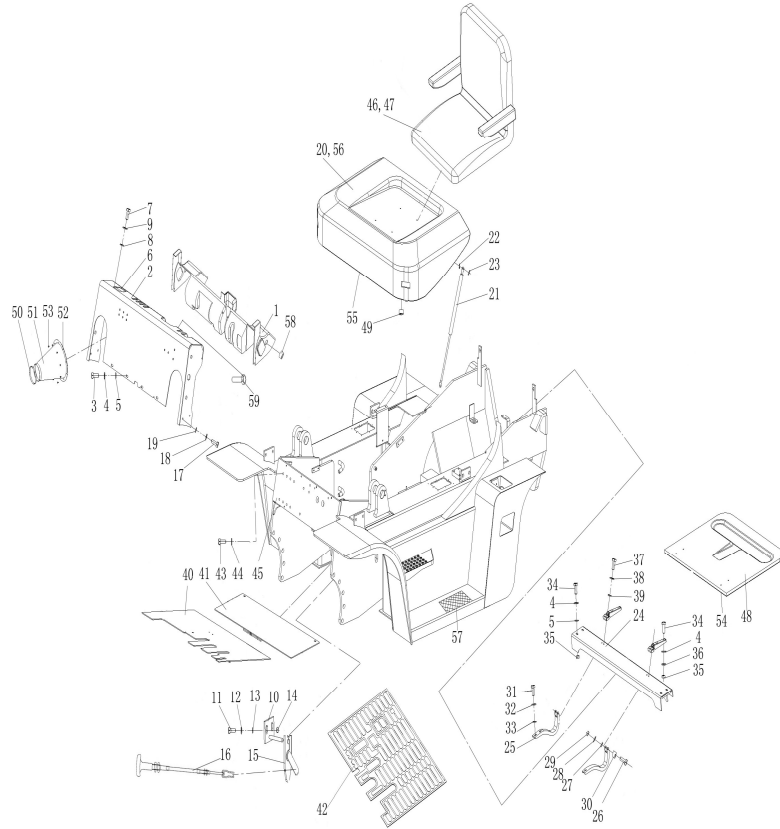
序号 Item No.	代号 Part No.	名称 Description	数量 Q'ty	备注 Remark	
22	GB/T93-1987	Washer 12	垫圈 12	4	
23	GB/T97.1-2002	Washer 12	垫圈 12	4	
24	10A61-11000	Bracket ass'y	支架总成	1	
25	M6046102400	Rubber cushion ass'y 8404550-JA	油箱盖总成8404550-JA	1	一汽轿车

图82/ Fig. 82

机罩、底板及座椅安装/Hood、Floor Board & Seat

FD50-70T-MGH2,FD50-70T-MGH3.FD50-100T-MGO2,FD50-100T-MGO3

FD50-100T-MWF2,FD50-100T-MWF3.FD50-70T-MWJ2,FD50-70T-MWJ3

FD50-70T-MWH2,FD50-70T-MWH3 **FD50-70T-MWP3****FD100T-MWL3**

序号 Item No.	代号 Part No.	名称 Description	数量 Q'ty	备注 Remark
1	M6046408000	Cover ass'y 护罩总成	1	机液
-	M60464A08000	Cover ass'y 护罩总成	1	电液
2	M6046401000	Display ass'y 仪表架总成	1	机液
-	M60464A01000	Display ass'y 仪表架总成	1	电液
3	GB5786-86	Bolt M10×1.25×20 螺栓M10×1.25×20	4	
4	GB97.1-85	Washer 10 垫圈10	12	
5	GB93-87	Spring washer 10 垫圈10	12	
6	M3036400004	Cup holder 水杯盒	1	H24C6-42073
7	GB818-85	Screw M6×16 螺钉M6×16	2	
8	GB97.1-85	Washer 6 垫圈6	2	
9	GB93-87	Spring washer 6 垫圈6	2	
10	M6046405100	Lock ring bracket 锁环支架	1	
11	GB5783-86	Bolt M8×25 螺栓M8×25	2	
12	GB97.1-86	Washer 8 垫圈8	2	
13	GB93-87	Spring washer 8 垫圈8	2	
14	GB6170-86	Nut M8 螺母M8	2	
15	M6045405200	Hood lock 弹性锁	1	
16	M6046407000	Cable ass'y 拉索总成	1	
17	GB5786-86	Bolt M10×1.25×25 螺栓M10×1.25×25	4	
18	GB93-87	Spring washer 12 垫圈12	4	
19	GB97.1-2000	Washer 12 垫圈12	4	

图82/ Fig. 82

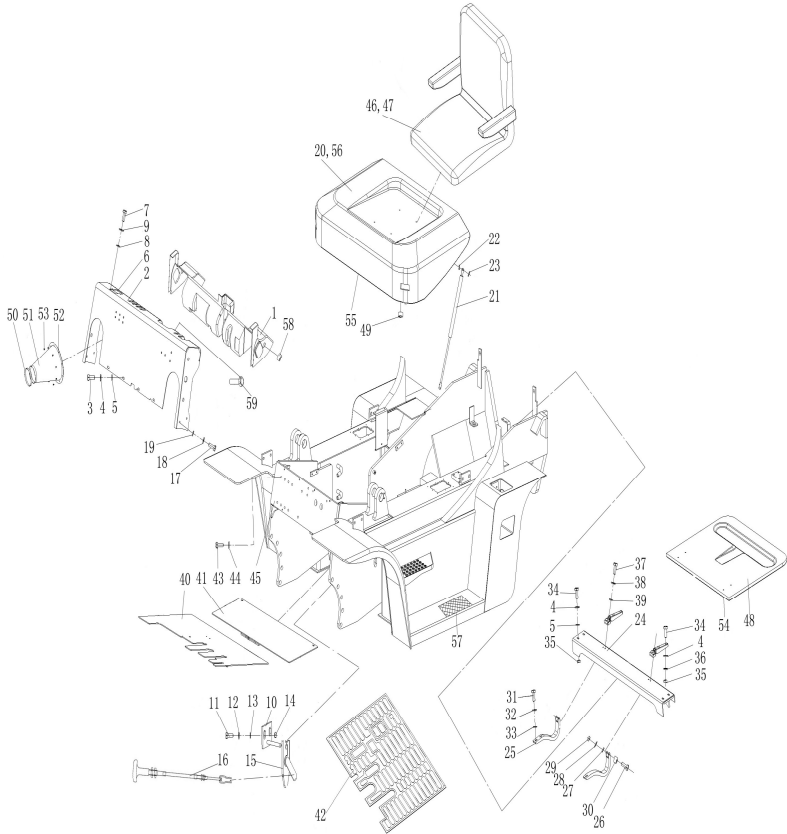
机罩、底板及座椅/Hood, Floor Board & Seat

FD50-70T-MGH2,FD50-70T-MGH3.FD50-100T-MGO2,FD50-100T-MGO3

FD50-100T-MWF2,FD50-100T-MWF3.FD50-70T-MWJ2,FD50-70T-MWJ3

FD50-70T-MWH2,FD50-70T-MWH3 **FD50-70T-MWP3**

FD100T-MWL3



序号 Item No.	代号 Part No.	名称 Description	数量 Q'ty	备注 Remark
20	M6046402000	Engine hood ass'y	机罩总成	1
21	M6046410000	Gas spring	气弹簧	2
22	GB91-86	Pin 3.2×16	销3.2×16	4
23	GB97.1-86	Washer 8	垫圈8	4
24	M6046406100	Bracket ass'y	支架总成	1
25	M6046406001	Hinge	铰链	2
26	M6046406002	Bolt	螺栓	2
27	GB97.1-2000	Washer 6	垫圈6	2
28	GB93-87	Spring washer 6	垫圈6	2
29	GB41-2000	Nut M6	螺母M6	2
30	M6046406003	Bushing	衬套	2
31	GB5783-86	Bolt M8×25	螺栓M8×25	4
32	GB/T96.2-2002	Washer 8	垫圈8	4
33	GB93-87	Spring washer 8	垫圈8	4
34	GB/T70.1-2000	Screw M10×30	螺钉M10×30	4
35	GB41/T-2000	Nut 10	螺母10	4
36	GB97.1-86	Washer 10	垫圈10	4
37	GB/T70.1-2000	Screw M8×25	螺钉M8×25	4
38	GB97.1-86	Washer 8	垫圈8	4
39	GB93-86	Spring washer 8	垫圈8	4
40	M6046403000	Front floor board	前底板总成	1

图82/Fig. 82

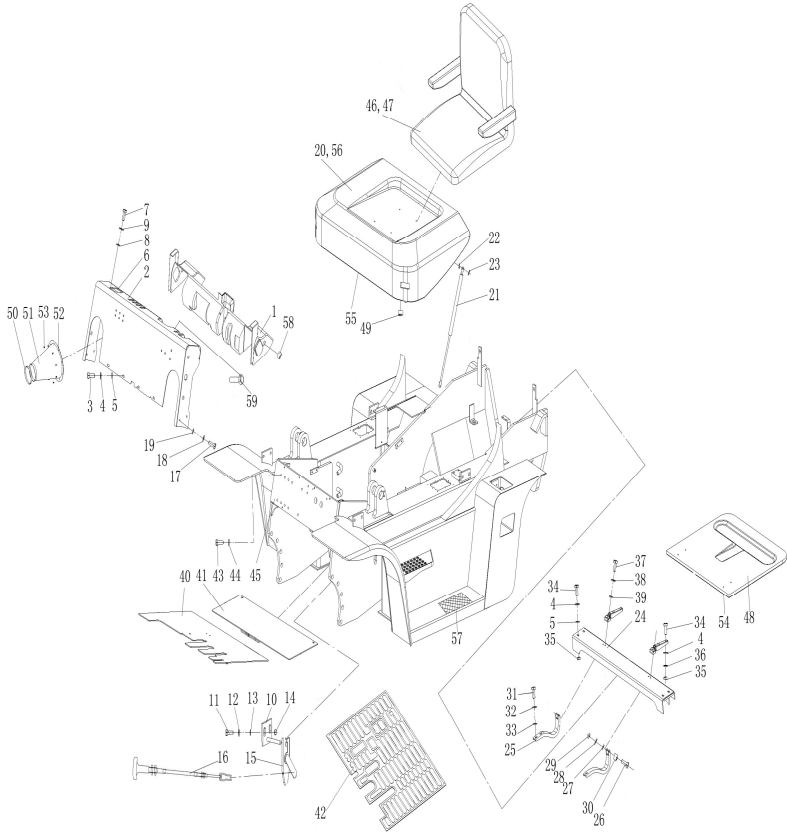
机罩、底板及座椅/Hood, Floor Board & Seat

FD50-70T-MGH2,FD50-70T-MGH3.FD50-100T-MGO2,FD50-100T-MGO3

FD50-100T-MWF2,FD50-100T-MWF3.FD50-70T-MWJ2,FD50-70T-MWJ3

FD50-70T-MWH2,FD50-70T-MWH3 **FD50-70T-MWP3**

FD100T-MWL3

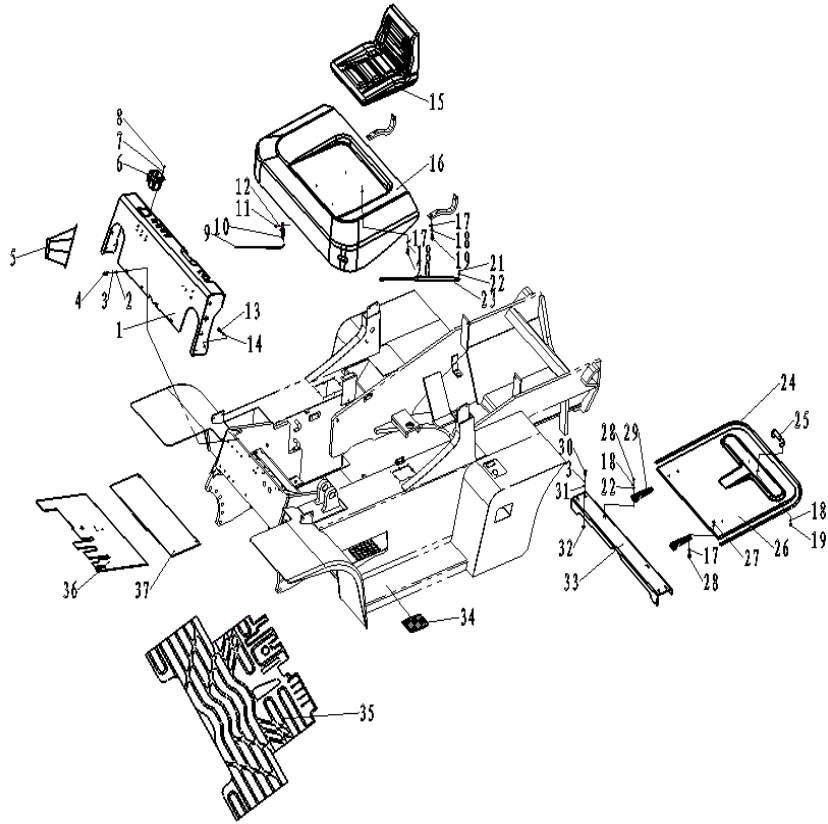


序号 Item No.	代号 Part No.	名称 Description	数量 Q'ty	备注 Remark
41	M6046404000	Rear floor board	1	后底板总成
42	M6046409000	Rubber mat	1	橡胶底板
43	GB93-87	Spring washer 20	6	垫圈20
44	GB5786-86	Bolt M20×1.5×40	6	螺栓M20×1.5×40
45	M6046106000	Front plate ass'y	1	前板总成
46	-	Safety belt	1	安全带
47	M6046801000	Seat	1	座椅
48	M6046400001	Radiator cover	1	水箱盖板
-	10A64-00001	Radiator cover	1	水箱盖板
49	M6046402003	Rubber damper	2	缓冲胶垫
50	-	Hoop 120-140	1	喉箍120-140
51	M6046401402	Jacket	1	护套
52	M6046401401	Plate	1	螺板
53	GB823-1988	Screw M6×8	9	十字槽小盘头螺钉 M6×8
54	-	Seal strip L=2030	1	密封条L=2030
55	-	Seal strip	1	密封条
56	-	Insulator	1	隔音隔热垫
57	M6046400003	Non-slip pad	2	防滑垫
58	M3036400007	Rubber plug	2	橡皮塞
59	GB818-2000	Screw M6×10	5	螺钉M6×10

图83/Fig. 83

机罩、底板及座椅/Hood、Floor Board & Seat

FD120T-MXWQ3

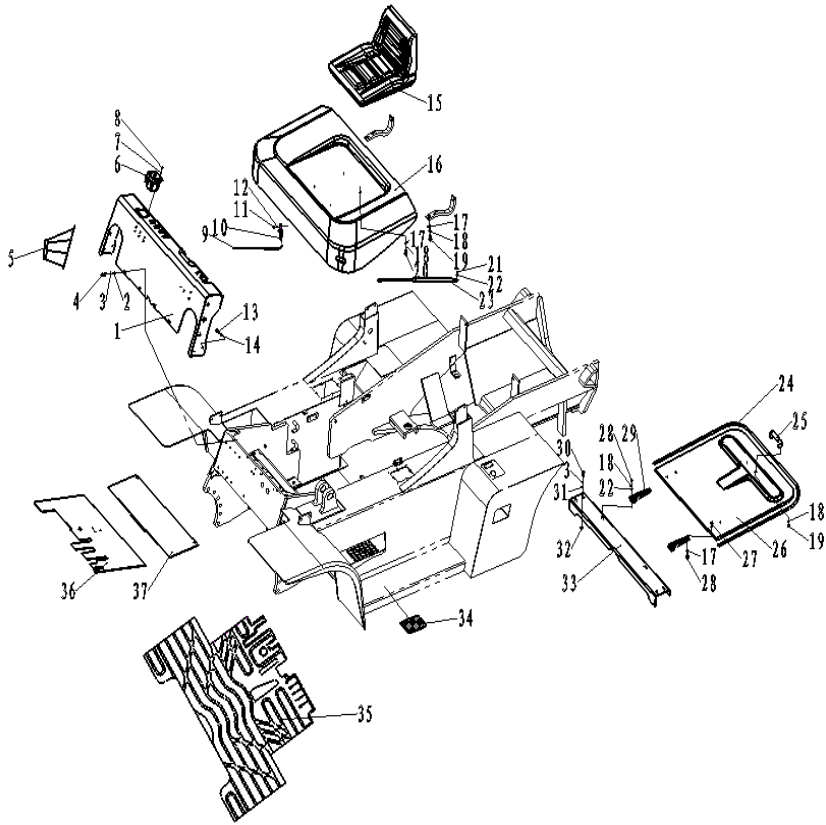


序号 Item No.	代号 Part No.	名称 Description	数量 Q'ty	备注 Remark
1	12A64X-01000	Display ass'y	仪表架总成	1
2	GB/T97.1-2002	Washer 10	垫圈 10	4
3	GB/T93-1987	Spring washer 10	垫圈 10	8
4	GB/T5786-2000	Bolt M10×1.25×20	螺栓 M10×1.25×20	4
5	M6046401400	Jacket	倾斜缸护套	2
6	M3036400004	Cup holder	水杯盒	1
7	GB/T97.1-2002	Washer 6	垫圈 6	2
8	GB/T818-2000	Bolt M6×12	螺钉 M6×12	2
9	M6046407000	Cable ass'y	拉索总成	1
10	M6046405000	Hood lock ass'y	弹性锁总成	1
11	GB/T5783-2000	Bolt M6×16	螺栓 M6×16	2
12	GB/T93-1987	Spring washer 6	垫圈 6	2
13	GB/T5786-2000	Bolt M12×1.25×25	螺栓 M12×1.25×25	4
14	GB/T93-1987	Spring washer 12	垫圈 12	4
15	M6046801000	Seat	座椅	1
16	M6046402000	Engine hood ass'y	机罩总成	1
17	GB/T96.1-2002	Washer 8	垫圈 8	12
18	GB/T93-1987	Washer 8	垫圈 8	14
19	GB/T5783-2000	Bolt M8×16	螺栓 M8×16	6
20	GB/T5782-2000	Bolt M8X30	六角头螺栓M8X30	4
21	GB/T91-2000	Pin 3.2×16	销 3.2×16	4

图83/Fig. 83

机罩、底板及座椅/Hood、Floor Board & Seat

FD120T-MXWQ3



序号 Item No.	代号 Part No.	名称 Description	数量 Q'ty	备注 Remark
22	GB/T97.1-2002	Washer 8	垫圈 8	8
23	M60464100000	Gas spring	气弹簧	2
24	M6046400002	Seal strip	密封条	1
25	-	Handle	拉手	1
26	10A64-00001	Cover	水箱盖板	1
27	GB/T889.1-2000	Nut 10	螺母 10	4
28	GB/T70.1-2000	Bolt M8×25	螺钉 M8×25	8
29	M6046406001	Hinge	铰链	2
30	GB/T70.1-2000	Bolt M10×30	螺钉 M10×30	4
31	GB/T96.1-2002	Washer 10	垫圈 10	8
32	GB/T6170-2000	Nut 10	螺母 10	4
33	10A64Q-02000	Bonnet bracket	铰链支架	1
34	M6046400003	Non-slip pad	防滑垫	2
35	M6046409000	Rubber mat	橡胶底板	1
36	12A64X-02000	Front floor board	前地板	1
37	M6046404000	Rear floor board	后地板	1

图84/Fig. 84

工作油箱装置及安装/Work and installation of fuel tank

FD50-70T-MGH2,FD50-70T-MGH3

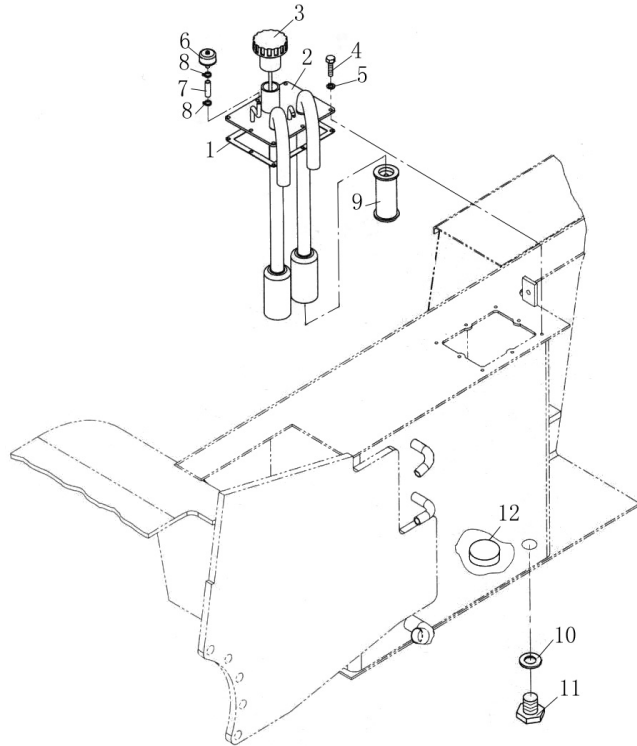
FD50-100T-MGO2,FD50-100T-MGO3

FD50-100T-MWF2,FD50-100T-MWF3

FD50-70T-MWJ2,FD50-70T-MWJ3

FD50-70T-MWH2,FD50-70T-MWH3 **FD50-70T-MWP3**

FD100T-MWL3,FD120T-MXWQ3



序号 Item No.	代号 Part No.	名称 Description	数量 Q'ty	备注 Remark
1	M604750002	Cover gasket 盖板垫	1	
2	M6047501000	Cover plate ass'y 吸油管总成	1	MGH2, MGH3 Exclude /除外
-	M60475Z01000	Cover plate ass'y 吸油管总成	1	MGH2, MGH3
3	M6047502000	Oiling cap 油盖	1	5-7t
-	10A75-01000	Oiling cap 油盖	1	8-10t
-	12A75X-01000	Oiling cap 油盖	1	12t
4	GB5780-86	Bolt M8×20 螺栓M8×20	8	
5	GB93-87	Spring washer 垫圈	8	
6	M3037502000	Breather 呼吸器	1	
7	M604750003	Hose φ14/φ10×80 胶管 φ14/ φ10×80	1	
8	QC/T621-1977	Hoop 钢带型弹性环箍	2	
9	M3037503000	Suction filter (100L/min) 过滤器 (100L/min)	2	
10	JB982-77	Washer 30 组合垫圈30	1	
11	M604750001	Drain plug 放油螺塞	1	
12	M604220007	Magnet Φ68/Φ37×14 磁铁Φ68/Φ37×14	3	

图85/ Fig. 85

多路换向阀操纵(二联) / Multi-way valve for the manipulation of

FD50-70T-MGH2,FD50-70T-MGH3

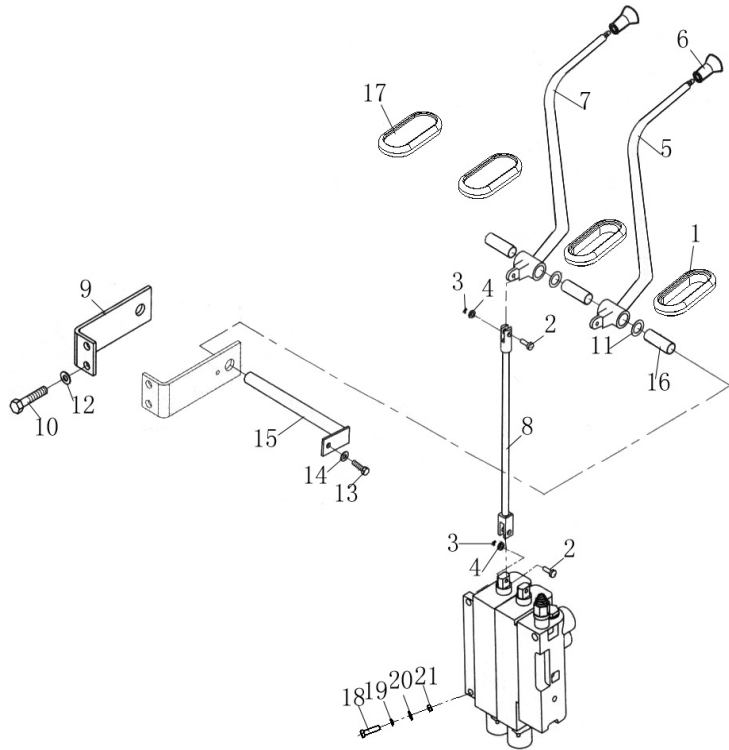
FD50-100T-MGO2,FD50-100T-MGO3

FD50-100T-MWF2,FD50-100T-MWF3

FD50-70T-MWJ2,FD50-70T-MWJ3

FD50-70T-MWH2,FD50-70T-MWH3 **FD50-70T-MWP3**

FD100T-MWL3,FD120T-MXWQ3



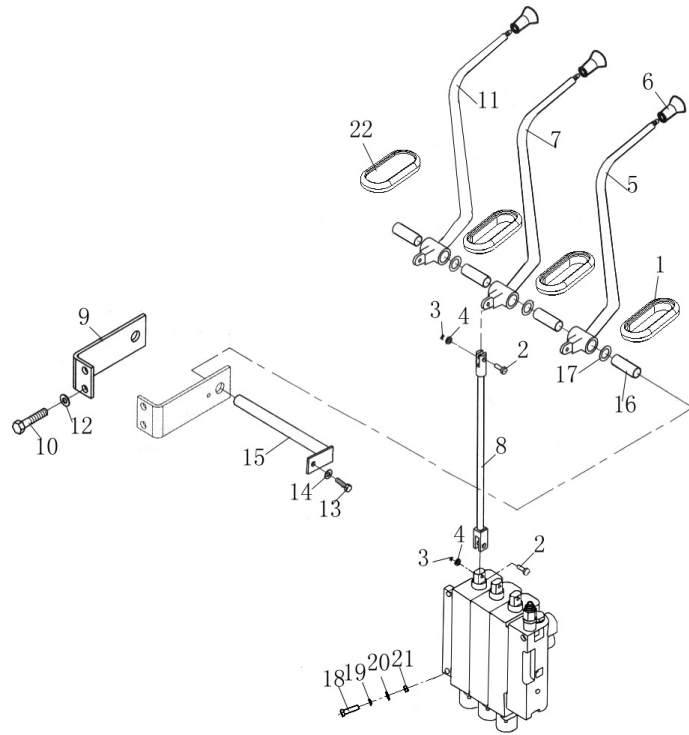
序号 Item No.	代号 Part No.	名称 Description	数量 Q'ty	备注 Remark
1	M3037400004	Rubber pad A	橡胶套A	2
2	GB882-86	Pin shaft B8×26	销轴B8×26	4
3	GB91-86	Cotter pin 3.2×16	开口销3.2×16	4
4	GB97.1-85	Washer 8	垫圈8	4
5	M6047401000	Lift lever	升降阀杆	1
6	M6047400001	Lift knob	手柄	2
7	M6047402000	Tilt lever	倾斜阀杆	1
8	M6047407000	Connecting rod	拉杆	2
-	12A74X-01000	Rod	连接杆	2
9	M6047405000	Multi-way valve bracket	弯板	1
10	GB5783-86	Bolt M10×25	螺栓M10×25	2
11	M6047400003	Multi-way valve bushing	垫片	4
12	GB93-87	Spring washer 10	垫圈10	2
13	GB5783-86	Bolt M6×12	螺栓M6×12	1
14	GB93-87	Spring washer 6	垫圈6	1
15	M6047406000	Multi-way valve pin shaft	多路阀安装支座销轴	1
16	M6047400002	Bushing bearing	套	3
17	M3047400005	Rubber pad B	橡胶套B	2
18	GB/T5782-2000	Bolt M12×50	六角头螺栓 M12×50	4
19	GB97.1-86	Washer 12	垫圈12	4
20	GB93-87	Spring washer 12	垫圈12	4
21	GB6172-86	Nut M12	螺母M12	4

图86/ Fig. 86

多路换向阀操纵(三联) / Multi-way valve for the manipulation of

FD50-70T-MGH2,FD50-70T-MGH3
 FD50-100T-MGO2,FD50-100T-MGO3
 FD50-100T-MWF2,FD50-100T-MWF3
 FD50-70T-MWJ2,FD50-70T-MWJ3
 FD50-70T-MWH2,FD50-70T-MWH3
 FD100T-MWL3,FD120T-MXWQ3

FD50-70T-MWP3



序号 Item No.	代号 Part No.	名称 Description	数量 Q'ty	备注 Remark
1	M3037400004	Rubber pad A	3	橡胶套A
2	GB882-86	Pin shaft B8×26	6	销轴B8×26
3	GB91-86	Cotter pin 3.2×16	6	开口销3.2×16
4	GB97.1-85	Washer 8	6	垫圈8
5	M6047401000	Lift lever	1	升降阀杆
6	M6047400001	Lift knob	3	手柄
7	M6047402000	Tilt lever	1	倾斜阀杆
8	M6047407000	Connecting rod	3	拉杆
-	12A74X-01000	Rod	2	连接杆
9	M6047405000	Multi-way valve bracket	1	弯板
10	GB5783-86	Bolt M10×25	2	螺栓M10×25
11	M6047403000	3rd way valve lever	1	第三片阀杆
12	GB93-87	Spring washer 10	2	垫圈10
13	GB5783-86	Bolt M6×12	1	螺栓M6×12
14	GB93-87	Spring washer 6	1	垫圈6
15	M6047406000	Multi-way valve pin shaft	1	多路阀安装支座销轴
16	M6047400002	Bushing bearing	4	套
17	M6047400003	Multi-way valve bushing	5	垫片
18	GB/T5782-2000	Bolt M12×50	4	六角头螺栓 M12×50
19	GB97.1-86	Washer 12	4	垫圈12
20	GB93-87	Spring washer 12	4	垫圈12
21	GB6172-86	Nut M12	4	螺母M12
22	M3037400005	Rubber pad B	1	橡胶套B

图87/Fig. 87

多路换向阀操纵(四联) /Multi-way valve for the manipulation of

FD50-70T-MGH2,FD50-70T-MGH3

FD50-100T-MGO2,FD50-100T-MGO3

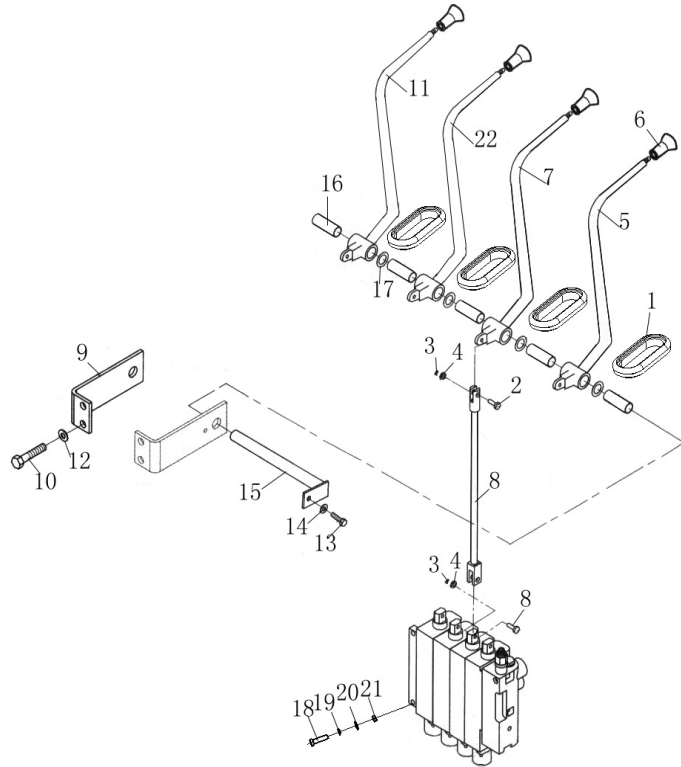
FD50-100T-MWF2,FD50-100T-MWF3

FD50-70T-MWJ2,FD50-70T-MWJ3

FD50-70T-MWH2,FD50-70T-MWH3

FD50-70T-MWP3

FD100T-MWL3,FD120T-MXWQ3

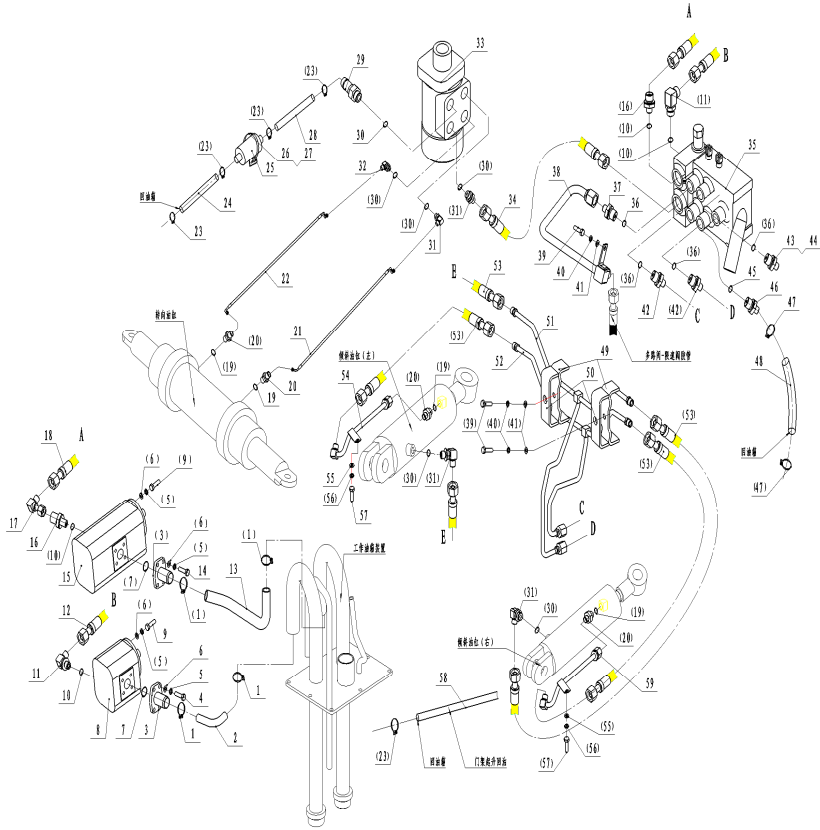


序号 Item No.	代号 Part No.	名称 Description	数量 Q'ty	备注 Remark
1	M3037400004	Rubber pad A	橡胶套A	4
2	GB882-86	Pin shaft B8×26	销轴B8×26	8
3	GB91-86	Cotter pin 3.2×16	开口销3.2×16	8
4	GB97.1-85	Washer 8	垫圈8	8
5	M6047401000	Lift lever	升降阀杆	1
6	M6047400001	Lift knob	手柄	4
7	M6047402000	Tilt lever	倾斜阀杆	1
8	M6047407000	Connecting rod	拉杆	4
-	12A74X-01000	Rod	连接杆	2
9	M6047405000	Multi-way valve bracket	弯板	1
10	GB5783-86	Bolt M10×25	螺栓M10×25	2
11	M6047404000	4th way valve lever	第四片阀杆	1
12	GB93-87	Spring washer 10	垫圈10	2
13	GB5783-86	Bolt M6×12	螺栓M6×12	1
14	GB93-87	Spring washer 6	垫圈6	1
15	M6047406000	Multi-way valve pin shaft	多路阀安装支座销轴	1
16	M6047400002	Bushing bearing	套	5
17	M6047400003	Multi-way valve bushing	垫片	6
18	GB/T5782-2000	Bolt M12×50	六角头螺栓 M12×50	4
19	GB97.1-86	Washer 12	垫圈12	4
20	GB93-87	Spring-washer 12	垫圈12	4
21	GB6172-86	Nut M12	螺母M12	4
22	M6047403000	3rd way valve lever	第三片阀杆	1

图88/Fig. 88

液压系统/Hydraulic system

FD50-70T-MGH2,FD50-70T-MGH3. FD50-70T-MGO2,FD50-70T-MGO3

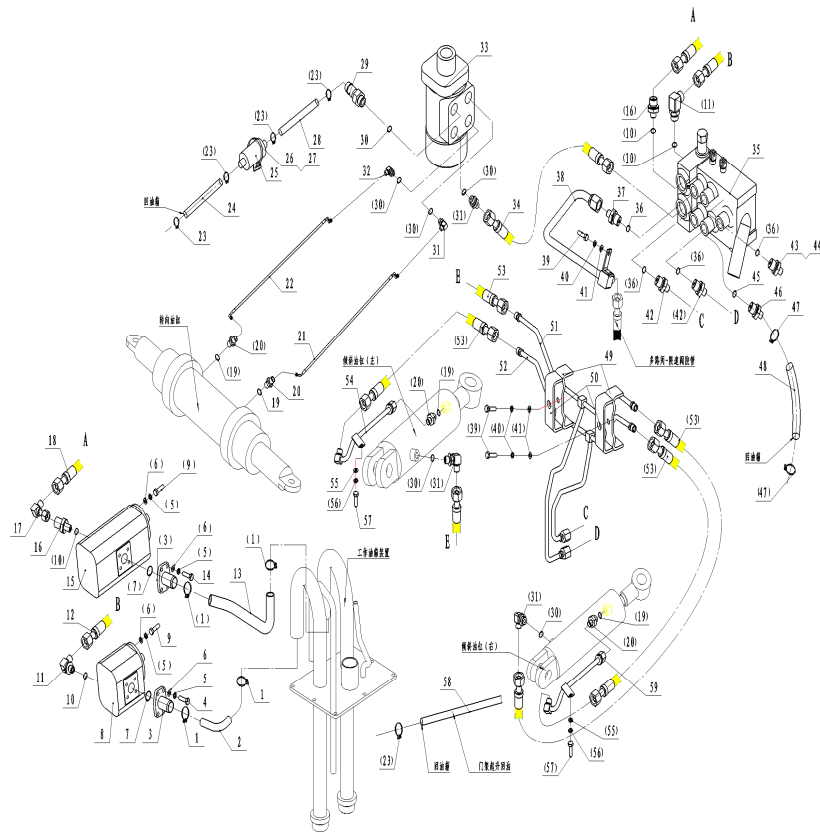


序号 Item No.	代号 Part No.	名称 Description	数量 Q'ty	备注 Remark
1	QC/T390-1999	Hoop Φ45 双钢丝卡箍 Φ45	4	
2	M604760005	Pump suction pipe(Rear) 后泵吸油管	1	
3	M6047605100	Pump suction flange I 油泵进油口法兰 I	2	
4	GB5783-2000	Bolt M10×25 螺栓M10×25	4	
5	GB93-1987	Spring washer 10 垫圈10	12	
6	GB97.1-2002	Washer 10 垫圈10	12	
7	GB1235-76	O-ring 45×3.1 O型圈 45×3.1	2	
8	M60476Z07000	Gear pump(Rear) 齿轮泵(后)	1	
9	GB5783-2000	Bolt M10×30 螺栓M10×30	4	
10	GB1235-76	O-ring 30×3.5 O型圈 30×3.5	3	
11	M6047603000	Angle connector 直角接头	1	
12	M6047600003	H.P. hose 高压胶管	1	
13	M6047600006	Pump suction pipe (Front) 前泵吸油管	1	
14	GB5783-2000	Bolt M10×1.25×25 螺栓M10×1.25×25	4	
15	M60476Z06000	Gear pump(Front) 齿轮泵(前)	1	6102 真空助力 /vacuun brake
-	M60476C06000	Gear pump(Front) 齿轮泵(前)	1	6102
16	M6047617000	Through connector 直通管接头	2	
17	M6047626000	Angle connector 直角接头	1	
18	M6047600004	H.P. hose 高压胶管	1	
19	GB1235-76	O-ring 18×2.4 O型圈 18×2.4	4	
20	M6047601000	Through connector 直通管接头	4	

图88/ Fig. 88

液压系统/Hydraulic system

FD50-70T-MGH2,FD50-70T-MGH3. FD50-70T-MGO2,FD50-70T-MGO3

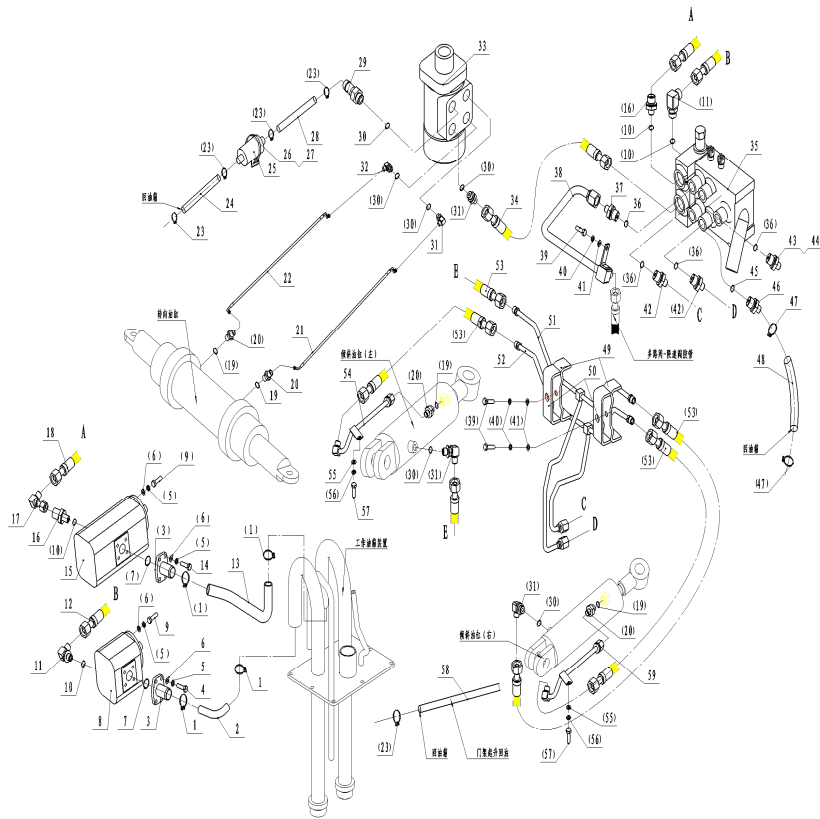


序号 Item No.	代号 Part No.	名称 Description	数量 Q'ty	备注 Remark
21	M6047600022	Steering cylinder H.P. hose I	1	转向缸胶管 I
22	M6047600023	Steering cylinder H.P. hose II	1	转向缸胶管 II
23	QC/T390-1999	Hoop Φ35	4	双钢丝卡箍 Φ35
24	M6047600026	Orbitrol H.P. hose(Rear)	1	转向器回油胶管(后)
25	M6044700002	Hydraulic filter	1	滤油器
26	QC/T390-1999	Hoop Φ105	1	双钢丝卡箍 Φ105
27	M6044700006	Hydraulic filterBracket	1	滤油器支架
28	M6047600027	Orbitrol H.P. hose(Front)	1	转向器回油胶管(前)
29	M6047615000	Through connector	1	直通接头
30	GB1235-76	O-ring 22×2.4	6	O型圈 22×2.4
31	M6047614000	Angle connector	4	直角接头
32	M6047613000	Angle connector	1	直角接头
33	M6047624000	Orbitrol	1	转向器
34	M6047600019	Valve-Orbitrol pipe	1	多路阀-转向器胶管
35	M6047608000	Multi-way valve	1	多路换向阀
36	GB1235-76	O-ring 32×3.1	3	O型圈 32×3.1
37	M6047610000	Through connector	1	直通管接头
38	M6047616000	Lift cylinder pipe	1	升降缸钢管总成
39	GB5783-2000	Bolt M8×30	3	螺栓M8×30
40	GB93-1987	Spring washer 8	3	垫圈8
41	GB97.1-2002	Washer 8	3	垫圈8

图88/ Fig. 88

液压系统/Hydraulic system

FD50-70T-MGH2,FD50-70T-MGH3. FD50-70T-MGO2,FD50-70T-MGO3



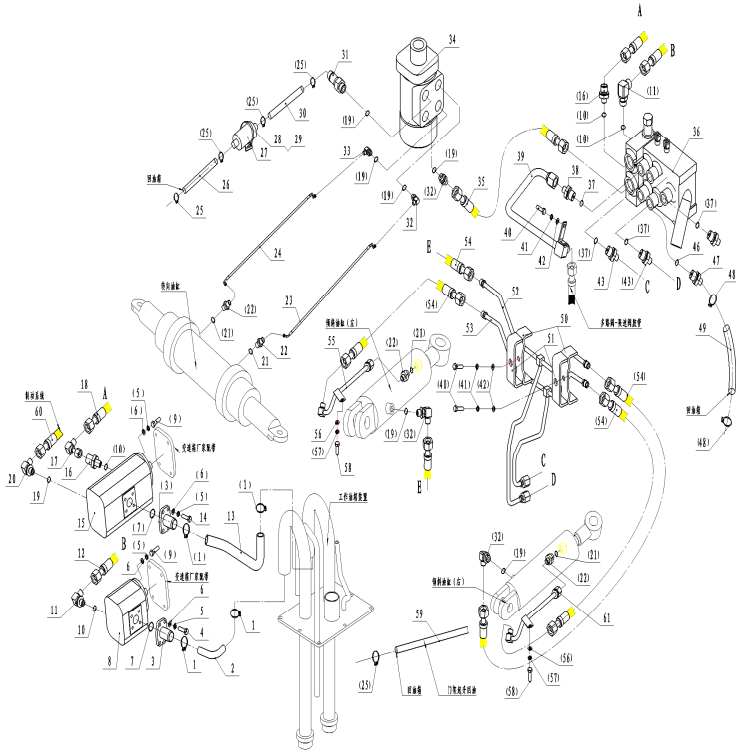
序号 Item No.	代号 Part No.	名称 Description	数量 Q'ty	备注 Remark
42	M6047621000	Through connector 直通管接头	2	
43	M6047622000	Through connector 直通接头	2	三联/Three way
44	M6047622000	Through connector 直通接头	4	四联/Four way
45	GB1235-76	O-ring 35×3.1 O型圈 35×3.1	1	
46	M6047609000	Return oil connector 回油接头	1	
47	QC/T390-1999	Hoop Φ48 双钢丝卡箍 Φ48	2	
48	M6047600007	Valve return oil hose 多路阀回油管	1	
49	M6046401002	Clip 管卡	2	
50	M6046401009	Pipe clip 夹板	2	
51	M6047619000	Tilting cylinder pipe(Front) 倾斜油缸钢管总成(前)	1	
52	M6047620000	Tilting cylinder pipe(Rear) 倾斜缸硬管总成(后)	1	
53	M6047600021	H.P. hose 高压胶管	4	
54	M6047618000	Connector ass'p(Left) 接头总成(左)	1	
55	GB97.1-2002	Washer 6 垫圈6	2	
56	GB93-1987	Spring washer 6 垫圈6	2	
57	GB5783-2000	Bolt M6×12 螺栓M6×12	2	
58	M6047600028	Return oil hose 起升回油胶管	1	
59	M6047627000	Connector ass'p(Right) 接头总成(右)	1	

图89/ Fig. 89

液压系统/Hydraulic system

FD50-70T-MWF2,FD50-70T-MWF3. FD50-70T-MWJ2,FD50-70T-MWJ3

FD50-70T-MWH2,FD50-70T-MWH3



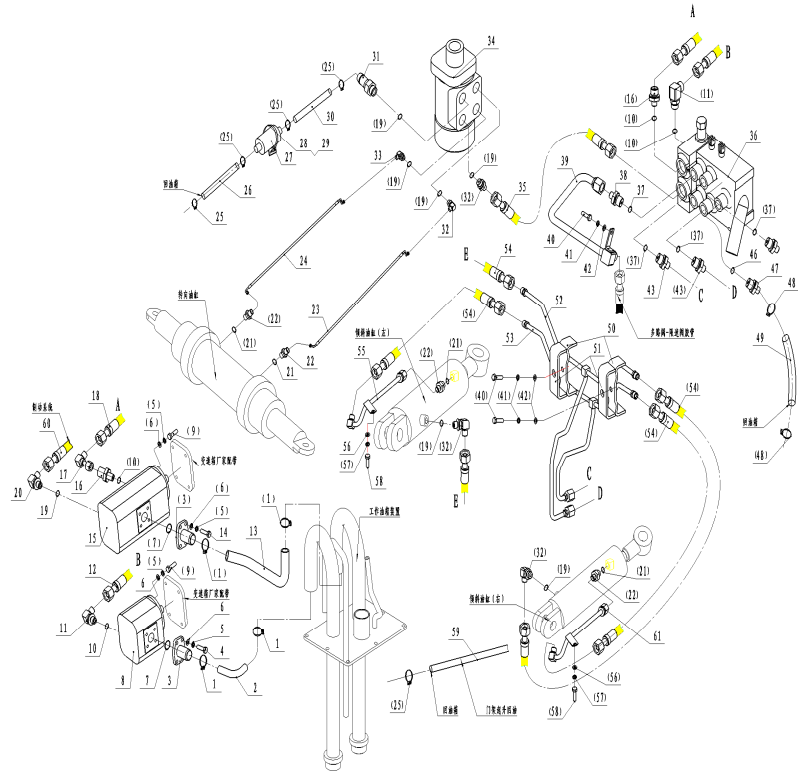
序号 Item No.	代号 Part No.	名称 Description	数量 Q'ty	备注 Remark
1	QC/T390-1999	Hoop Φ45 双钢丝卡箍 Φ45	4	
2	M604760005	Pump suction pipe(Rear) 后泵吸油管	1	
3	M6047605000	Pump suction flange 油泵进口口法兰	2	
4	GB5783-2000	Bolt M10×25 螺栓M10×25	8	
5	GB93-1987	Spring washer 10 垫圈10	16	
6	GB97.1-2002	Washer 10 垫圈10	16	
7	GB1235-76	O-ring 45×3.1 O型圈 45×3.1	2	
8	M6047607100	Gear pump(Rear) 齿轮泵(后)	1	6BG1、帕金斯 /Perkins
-	M6047607200	Gear pump(Rear) 齿轮泵(后)	1	S6S-T
9	GB5783-2000	Bolt M10×30 螺栓M10×30	4	
10	GB1235-76	O-ring 30×3.5 O型圈 30×3.5	3	
11	M6047603000	Angle connector 直角接头	1	
12	M6047600003	H.P. hose 高压胶管	1	
13	M6047600006	Pump suction pipe(Front) 前泵吸油管	1	
14	GB5783-2000	Bolt M10×1.25×25 螺栓M10×1.25×25	4	
15	M6047606100	Gear pump(Front) 齿轮泵(前)	1	6BG1、帕金斯 /Perkins
-	M6047606200	Gear pump(Front) 齿轮泵(前)	1	S6S-T
16	M6047617000	Through connector 直通管接头	2	
17	M6047626000	Pump connector 泵转接头	1	
18	M6047600004	H.P. hose 高压胶管	1	
19	GB1235-76	O-ring 22×2.4 O型圈 22×2.4	7	

图89/ Fig. 89

液压系统/Hydraulic system

FD50-70T-MWF2,FD50-70T-MWF3. FD50-70T-MWJ2,FD50-70T-MWJ3

FD50-70T-MWH2,FD50-70T-MWH3



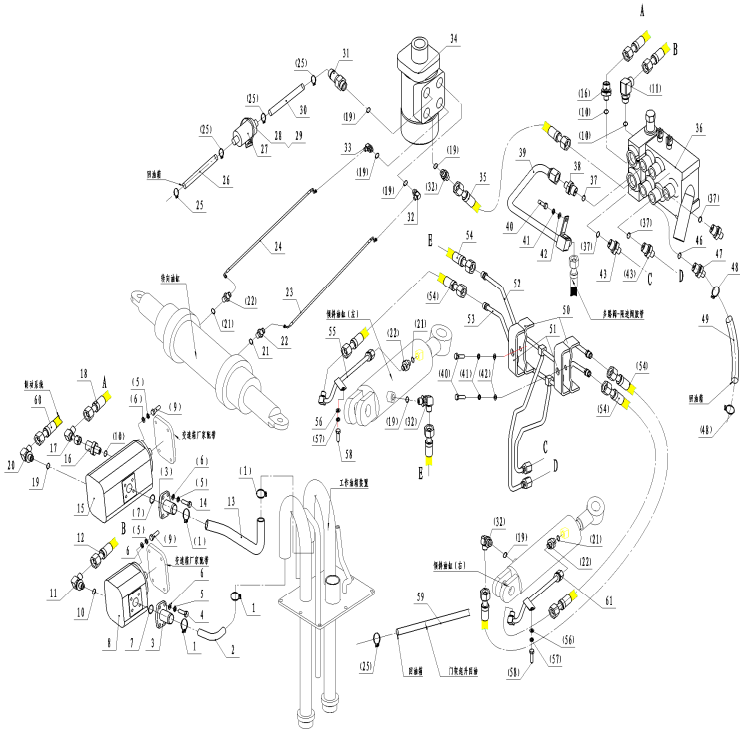
序号 Item No.	代号 Part No.	名称 Description	数量 Q'ty	备注 Remark
20	M6047604000	Angle connector 直角接头	1	
21	GB1235-76	O-ring 18×2.4 O型圈 18×2.4	4	
22	M6047601000	Through connector 直通管接头	4	
23	M6047600022	Steering cylinder H.P. hose I 转向缸胶管 I	1	
24	M6047600023	Steering cylinder H.P. hose II 转向缸胶管 II	1	
25	QC/T390-1999	Hoop Φ28 双钢丝卡箍 Φ28	4	
26	M6047600026	Orbitrol H.P. hose(Rear) 转向器回油胶管(后)	1	
27	M6044700002	Hydraulic filter 滤油器	1	
28	QC/T390-1999	Hoop Φ105 双钢丝卡箍 Φ105	1	
29	M6044700006	Hydraulic filterBracket 滤油器支架	1	
30	M6047600027	Orbitrol H.P. hose(Front) 转向器回油胶管(前)	1	
31	M6047615000	Through connector 直通接头	1	
32	M6047614000	Angle connector 直角接头	4	
33	M6047613000	Angle connector 直角接头	1	
34	M6047624000	Orbitrol 转向器	1	
35	M6047600019	Valve-Orbitrol pipe 多路阀-转向器胶管	1	
36	M6047608000	Multi-way valve 多路换向阀	1	
37	GB1235-76	O-ring 32×3.1 O型圈 32×3.1	3	
38	M6047610000	Through connector 直通管接头	1	
39	M6047616000	Lift cylinder pipe 升降缸钢管总成	1	
40	GB5783-2000	Bolt M8×30 螺栓M8×30	3	

图89/ Fig. 89

液压系统/Hydraulic system

FD50-70T-MWF2,FD50-70T-MWF3. FD50-70T-MWJ2,FD50-70T-MWJ3

FD50-70T-MWH2,FD50-70T-MWH3



序号 Item No.	代号 Part No.	名称 Description	数量 Q'ty	备注 Remark	
41	GB93-1987	Spring washer 8	垫圈8	3	
42	GB97.1-2002	Washer 8	垫圈8	3	
43	M6047621000	Through connector	直通管接头	2	
44	M6047622000	Through connector	直通接头	2	三联/Three
45	M6047622000	Through connector	直通接头	4	四联/Four way
46	GB1235-76	O-ring 35×3.1	O型圈 35×3.1	1	
47	M6047609000	Return oil connector	回油接头	1	
48	QC/T390-1999	Hoop Φ48	双钢丝卡箍Φ48	2	
49	M6047600007	Valve return oil hose	多路阀回油管	1	
50	M6046401002	Clip	管卡	2	
51	M6046401009	Pipe clip	夹板	2	
52	M6047619000	Tilting cylinder pipe(Front)	倾斜油缸钢管总成(前)	1	
53	M6047620000	Tilting cylinder pipe(Rear)	倾斜缸硬管总成(后)	1	
54	M6047600021	H.P. hose	高压胶管	4	
55	M6047618000	Connector ass'p(Left)	接头总成(左)	1	
56	GB97.1-2002	Washer 6	垫圈6	2	
57	GB93-1987	Spring washer 6	垫圈6	2	
58	GB5783-2000	Bolt M6×12	螺栓M6×12	2	
59	M6047600028	Return oil hose	起升回油胶管	1	
60	M6047600020	H.P. hose	高压胶管	1	
61	M6047627000	Connector ass'p(Left)	接头总成(左)	1	

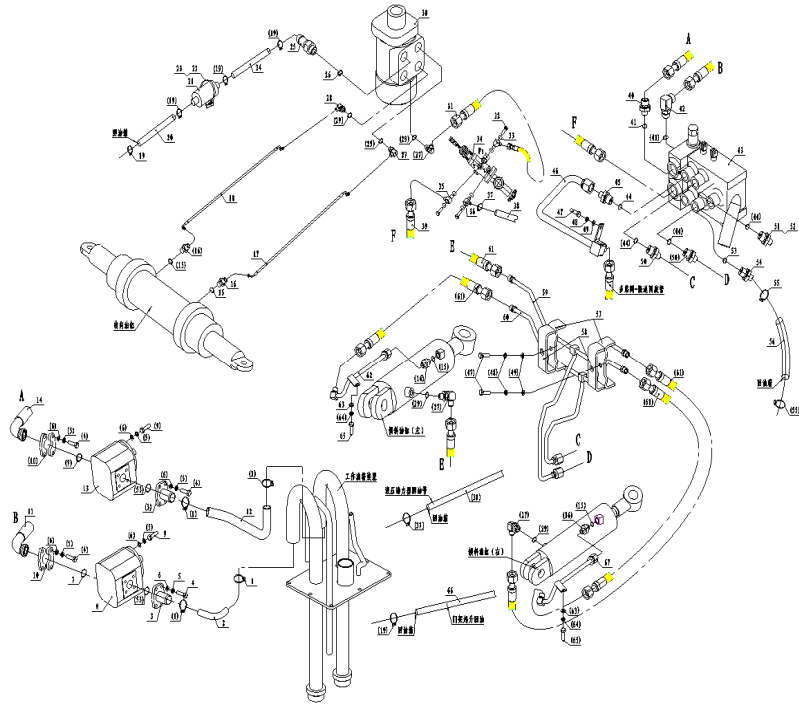
图90/ Fig. 90

液压系统/Hydraulic system

FD50-70T-M3GH2,FD50-70T-M3GH3,FD50-70T-M3GO2,FD50-70T-M3GO3

FD50-70T-M3WF2,FD50-70T-M3WF3,FD50-70T-M3WJ2,FD50-70T-M3WJ3

FD50-70T-M3WH2,FD50-70T-M3WH3



序号 Item No.	代号 Part No.	名称 Description	数量 Q'ty	备注 Remark	
1	QC/T390-1999	Hoop Φ45	4	双钢丝卡箍 Φ45	
2	M604760005	Pump suction pipe(Rear)	1	后泵吸油管	
3	M6047605200	Pump suction flange I	2	油泵进油口法兰 II	
4	GB5783-2000	Bolt M10×1.25×25	16	螺栓M10×1.25×25	
5	GB93-1987	Spring washer 10	20	垫圈10	
6	GB97.1-2002	Washer 10	20	垫圈10	
7	GB3452.1-1992	O-ring 25×3.55	2	O型圈 25×3.55	
8	60476J-01000	Gear pump(Rear)	1	齿轮泵(后)	
9	GB5783-2000	Bolt M10×30	4	螺栓M10×30	
10	60476J-00001	flange	2	对开法兰夹	
11	60476J-00002	H.P. hose	1	高压胶管	
-	10A76-09000	H.P. hose	1	高压胶管	QSB4.5;GM4.3
12	M6047600006	Pump suction pipe(Front)	1	前泵吸油管	
13	60476J-02000	Gear pump(Front)	1	齿轮泵(前)	
14	60476J-00003	H.P. hose	1	高压胶管	
-	60476Q-00001	H.P. hose	1	高压胶管	QSB4.5;GM4.3
15	GB1235-76	O-ring 18×2.4	4	O型圈 18×2.4	
16	M6047601000	Through connector	4	直通管接头	
17	M6047600022	Steering cylinder H.P. hose I	1	转向缸胶管 I	
18	M6047600023	Steering cylinder H.P. hose II	1	转向缸胶管 II	
19	QC/T390-1999	Hoop Φ35	4	双钢丝卡箍 Φ35	
20	M6047600026	Orbitrol H.P. hose(Rear)	1	转向器回油胶管(后)	
21	M6044700002	Hydraulic filter	1	滤油器	

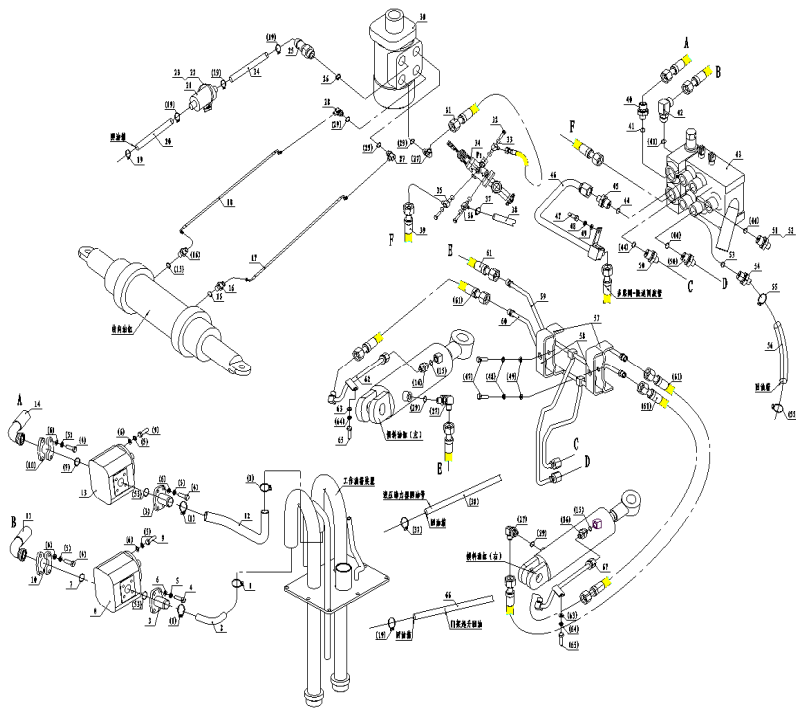
图90/ Fig. 90

液压系统/Hydraulic system

FD50-70T-M3GH2,FD50-70T-M3GH3,FD50-70T-M3GO2,FD50-70T-M3GO3

FD50-70T-M3WF2,FD50-70T-M3WF3,FD50-70T-M3WJ2,FD50-70T-M3WJ3

FD50-70T-M3WH2,FD50-70T-M3WH3



序号 Item No.	代号 Part No.	名称 Description	数量 Q'ty	备注 Remark
22	QC/T390-1999	Hoop Φ105	1	双钢丝卡箍Φ105
23	M6044700006	Hydraulic filterBracket	1	滤油器支架
24	M6047600027	Orbitrol H.P. hose(Front)	1	转向器回油胶管(前)
25	M6047615000	Through connector	1	直通接头
26	GB1235-76	O-ring 22×2.4	1	O型圈 22×2.4
27	M6047614000	Angle connector	4	直角接头
28	M6047613000	Angle connector	1	直角接头
29	GB3452.1-1992	O-ring 17×2.65	5	O型圈17×2.65
30	M6047624000	Orbitrol	1	转向器
31	60486SS-00001	Hose I	1	多路阀-调节硬管胶管 I
32	M4547600026	Bolt	3	制动阀空心螺栓
33	JB982-1977	Washer.lock	6	组合垫16
34	M4547610000	Master cylinder	1	液压助力制动总成
35	M4547600017	Connector	2	制动阀进出油接头
36	M4547600018	Connector	1	制动阀回油接头
37	GB/T390-1999	Hoop Φ26	4	双钢丝环箍 φ26
38	M4547600019	Hose	1	制动阀回油管
39	60476J-00004	Hose	1	多路阀-制动阀胶管
40	M6047617000	Through connector	1	直通管接头
41	GB1235-76	O-ring 30×3.5	2	O型圈 30×3.5
42	M6047603000	Angle connector	1	直角接头
43	M6047608000	Multi-way valve	1	多路换向阀
44	GB1235-76	O-ring 32×3.1	3	O型圈 32×3.1

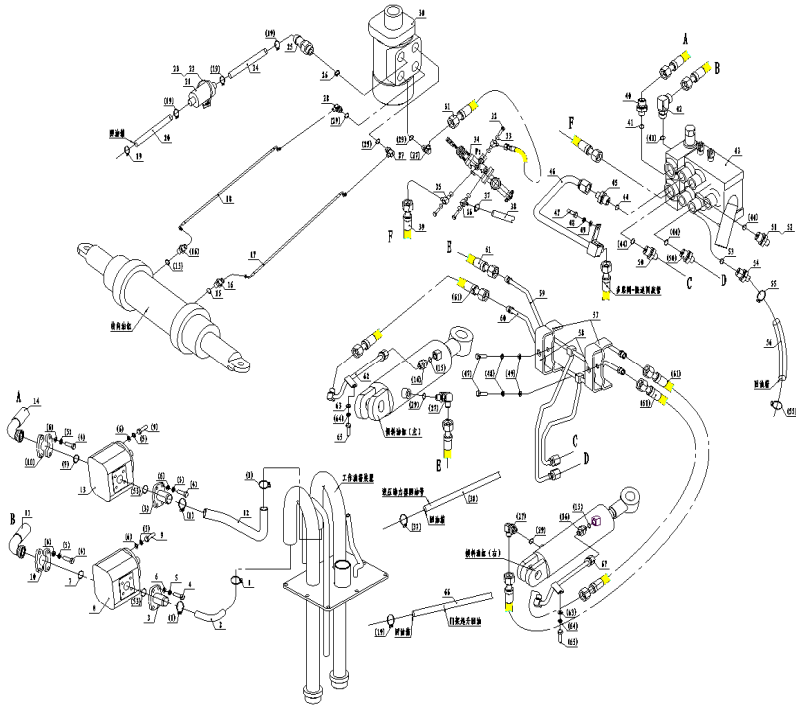
图90/ Fig. 90

液压系统/Hydraulic system

FD50-70T-M3GH2,FD50-70T-M3GH3,FD50-70T-M3GO2,FD50-70T-M3GO3

FD50-70T-M3WF2,FD50-70T-M3WF3,FD50-70T-M3WJ2,FD50-70T-M3WJ3

FD50-70T-M3WH2,FD50-70T-M3WH3



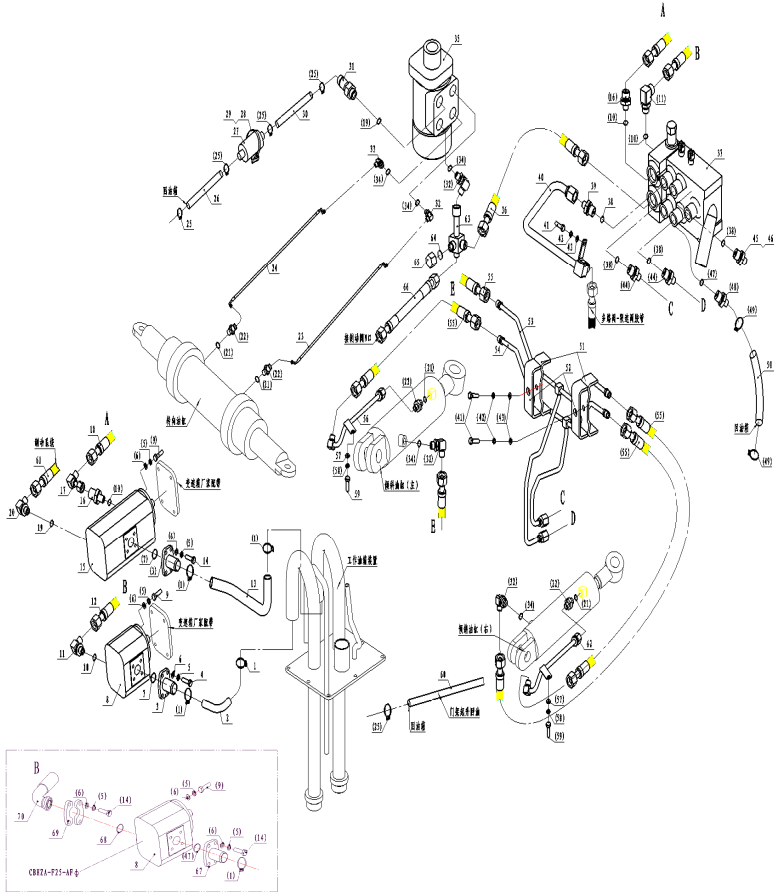
序号 Item No.	代号 Part No.	名称 Description	数量 Q'ty	备注 Remark
45	M6047610000	Through connector	直通管接头	1
46	M6047616000	Steel pipe Ass'y	升降缸钢管总成	1
47	GB5783-2000	Bolt M8×30	螺栓M8×30	3
48	GB93-1987	Spring washer 8	垫圈8	3
49	GB97.1-2002	Washer 8	垫圈8	3
50	M6047621000	Through connector	直通管接头	2
51	M6047622000	Through connector	直通接头	2 三联/Three way
52	M6047622000	Through connector	直通接头	4 四联/Four way
53	GB1235-76	O-ring 35×3.1	O型圈 35×3.1	3
54	M6047609000	Return oil connector	回油接头	1
55	QC/T390-1999	Hoop Φ48	双钢丝卡箍Φ48	2
56	M6047600007	Valve return oil hose	多路阀回油管	1
57	M6046401002	Clip	管卡	2
58	M6046401009	Pipe clip	夹板	2
59	M6047619000	Tilting cylinder pipe(Front)	倾斜油缸钢管总成(前)	1
60	M6047620000	Tilting cylinder pipe(Rear)	倾斜缸硬管总成(后)	1
61	M6047600021	H.P. hose	高压胶管	4
62	M6047618000	Connector ass'p(Left)	接头总成(左)	1
63	GB97.1-2002	Washer 6	垫圈6	2
64	GB93-1987	Spring washer 6	垫圈6	2
65	GB5783-2000	Bolt M6×12	螺栓M6×12	2
66	M6047600028	Return oil hose	起升回油胶管	1
67	M6047627000	Connector ass'p(Right)	接头总成(右)	1

图91/ Fig. 91

液压系统/Hydraulic system

FD80-100T-MGO2,FD80-100T-MGO3

FD80-100T-MWF2,FD80-100T-MWF3



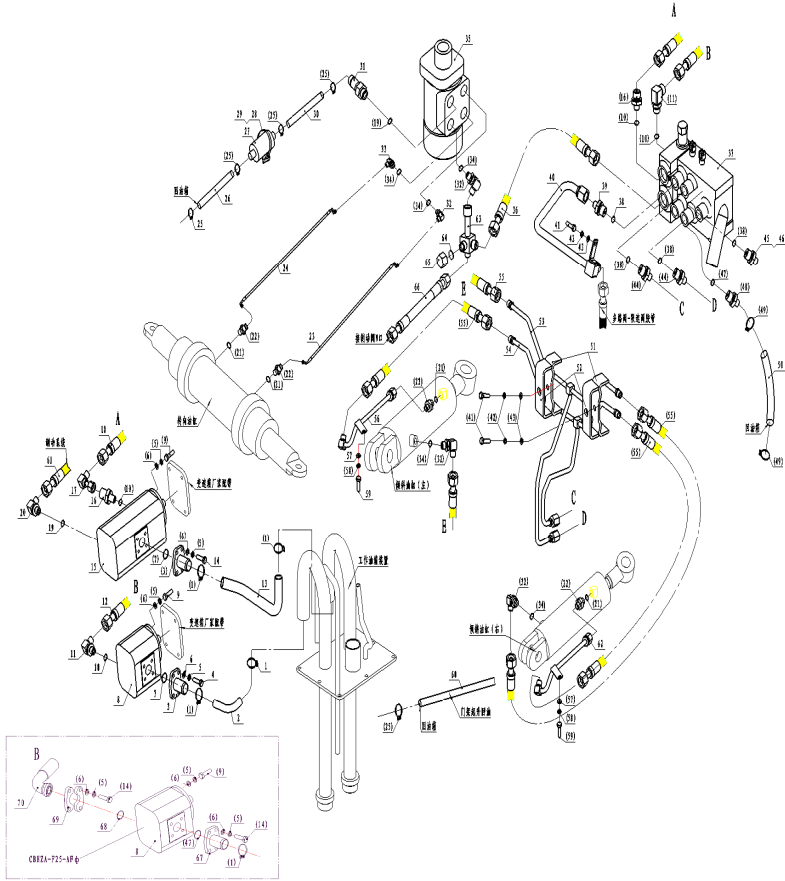
序号 Item No.	代号 Part No.	名称 Description	数量 Q'ty	备注 Remark
1	QC/T390-1999	Hoop Φ45 双钢丝卡箍 Φ45	4	
2	M604760005	Pump suction pipe(Rear) 后泵吸油管	1	
3	M6047605100	Pump suction flange I 油泵进油口法兰 I	2	6102 (12.7.15后用1)
4	GB5783-2000	Bolt M10×25 螺栓M10×25	4	6102 (12.7.15后不用)
5	GB93-1987	Spring washer 10 垫圈10	16	6102 (12.7.15后用20)
6	GB97.1-2002	Washer 10 垫圈10	16	6102 (12.7.15后用20)
7	GB1235-76	O-ring 45×3.1 O型圈 45×3.1	2	6102 (12.7.15后用1)
8	M6047607100	Gear pump(Rear) 齿轮泵(后)	1	6BG1、帕金斯
-	M60476Z07000	Gear pump(Rear) 齿轮泵(后)	1	6102 (12.7.15前用)
-	60476J01000	Gear pump(Rear) 齿轮泵(后)	1	6102 (12.7.15后用)
9	GB5783-2000	Bolt M10×30 螺栓M10×30	8	
10	GB1235-76	O-ring 30×3.5 O型圈 30×3.5	3	
11	M6047603000	Angle connector 直角接头	1	
12	M6047600003	H.P. hose 高压胶管	1	6102 (12.7.15后不用)
13	M6047600006	Pump suction pipe(Front) 前泵吸油管	1	
14	GB5783-2000	Bolt M10×1.25×25 螺栓M10×1.25×25	4	6102 (12.7.15后用12)
15	M6047606100	Gear pump(Front) 齿轮泵(前)	1	6BG1、帕金斯 /Perkins
-	M60476C06000	Gear pump(Front) 齿轮泵(前)	1	6102
16	M6047617000	Through connector 直通管接头	2	
17	M6047626000	Pump connector 泵转接接头	1	
18	M6047600004	H.P. hose 高压胶管	1	

图91/ Fig. 91

液压系统/Hydraulic system

FD80-100T-MGO2,FD80-100T-MGO3

FD80-100T-MWF2,FD80-100T-MWF3



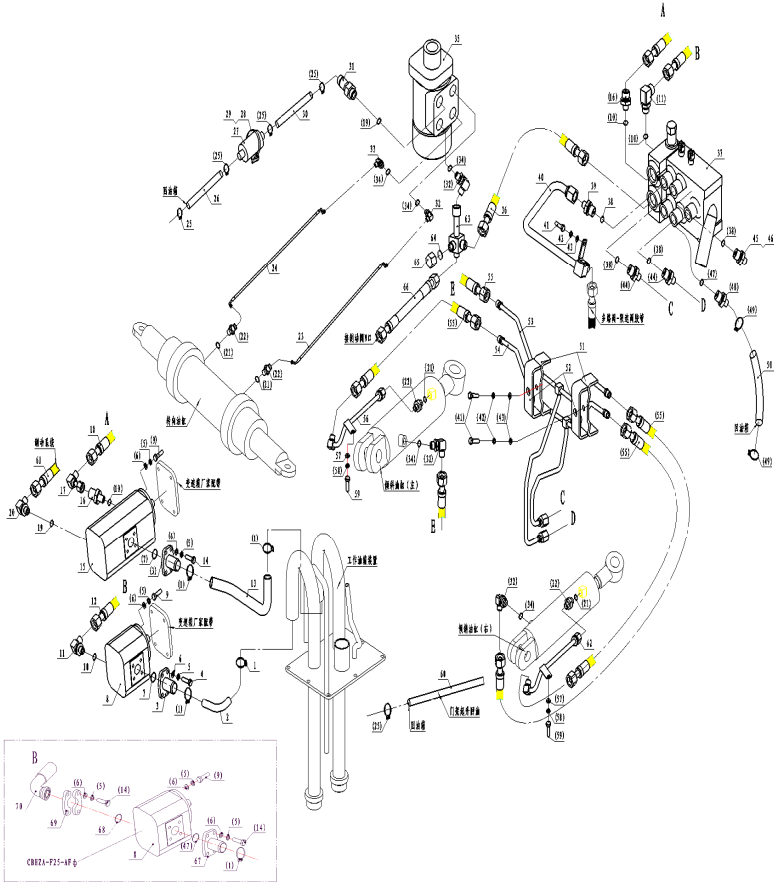
序号 Item No.	代号 Part No.	名称 Description	数量 Q'ty	备注 Remark
19	GB1235-76	O-ring 22×2.4	2	0型圈 22×2.4
20	M6047604000	Angle connector	1	直角接头
21	GB1235-76	O-ring 18×2.4	4	0型圈 18×2.4
22	M6047601000	Through connector	4	直通管接头
23	10A76-00022	Steering cylinder H.P. hose I	1	转向缸胶管 I
24	10A76-00023	Steering cylinder H.P. hose II	1	转向缸胶管 II
25	QC/T390-1999	Hoop Φ28	4	双钢丝卡箍 Φ28
26	10A76-00026	Orbitrol H.P. hose(Rear)	1	转向器回油胶管(后)
27	M6044700002	Hydraulic filter	1	滤油器
28	QC/T390-1999	Hoop Φ105	1	双钢丝卡箍 Φ105
29	M6044700006	Hydraulic filterBracket	1	滤油器支架
30	10A76-00027	Orbitrol H.P. hose(Front)	1	转向器回油胶管(前)
31	M6047615000	Through connector	1	直通接头
32	M6047614000	Angle connector	4	直角接头
33	M6047613000	Angle connector	1	直角接头
34	GB3452.1-1992	O-ring 17×2.65	5	0型圈 17×2.65
35	M6047624000	Orbitrol	1	转向器
36	10A76-00019	Valve-Orbitrol pipe	1	多路阀-转向器胶管
37	10A76-08000	Multi-way valve	1	多路换向阀
38	GB1235-76	O-ring 32×3.1	3	0型圈 32×3.1
39	M6047610000	Through connector	1	直通管接头

图91/ Fig. 91

液压系统/Hydraulic system

FD80-100T-MGO2,FD80-100T-MGO3

FD80-100T-MWF2,FD80-100T-MWF3



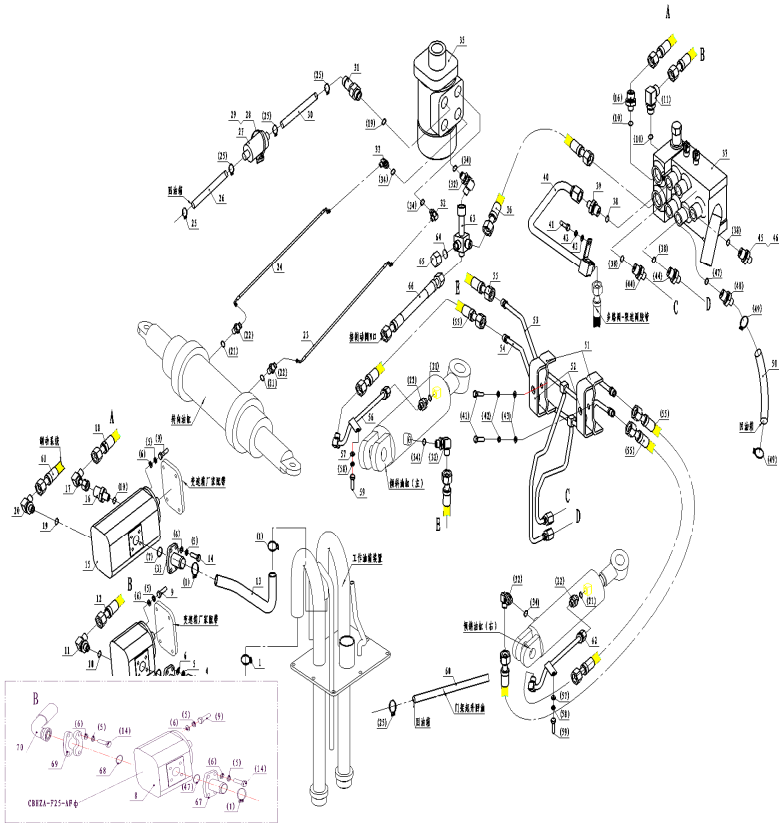
序号 Item No.	代号 Part No.	名称 Description	数量 Q'ty	备注 Remark	
40	M6047616000	Lift cylinder pipe	1	升降缸钢管总成	
41	GB5783-2000	Bolt M8×30	3	螺栓M8×30	
42	GB93-1987	Spring washer 8	3	垫圈8	
43	GB97.1-2002	Washer 8	3	垫圈8	
44	M6047621000	Through connector	2	直通管接头	
45	M6047622000	Through connector	2	直通接头	三联/Three way
46	M6047622000	Through connector	4	直通接头	四联/Four way
47	GB1235-76	O-ring 35×3.1	1	O型圈 35×3.1	6102 (12.7.15后用2)
48	M6047609000	Return oil connector	1	回油接头	
49	QC/T390-1999	Hoop Φ48	2	双钢丝卡箍Φ48	
50	M6047600007	Valve return oil hose	1	多路阀回油管	
51	M6046401002	Clip	2	管卡	
52	M6046401009	Pipe clip	2	夹板	
53	M6047619000	Tilting cylinder pipe(Front)	1	倾斜油缸钢管总成(前)	
54	M6047620000	Tilting cylinder pipe(Rear)	1	倾斜缸硬管总成(后)	
55	M6047600021	Connector ass'p(Left)	4	高压胶管	
56	10A76-18000	Connector ass'p(Left)	1	接头总成(左)	
57	GB97.1-2002	Washer 6	2	垫圈6	
58	GB93-1987	Spring washer 6	2	垫圈6	
59	GB5783-2000	Bolt M6×12	2	螺栓M6×12	
60	10A76-00028	Return oil hose	1	起升回油胶管	

图91/ Fig. 91

液压系统/Hydraulic system

FD80-100T-MGO2,FD80-100T-MGO3

FD80-100T-MWF2,FD80-100T-MWF3

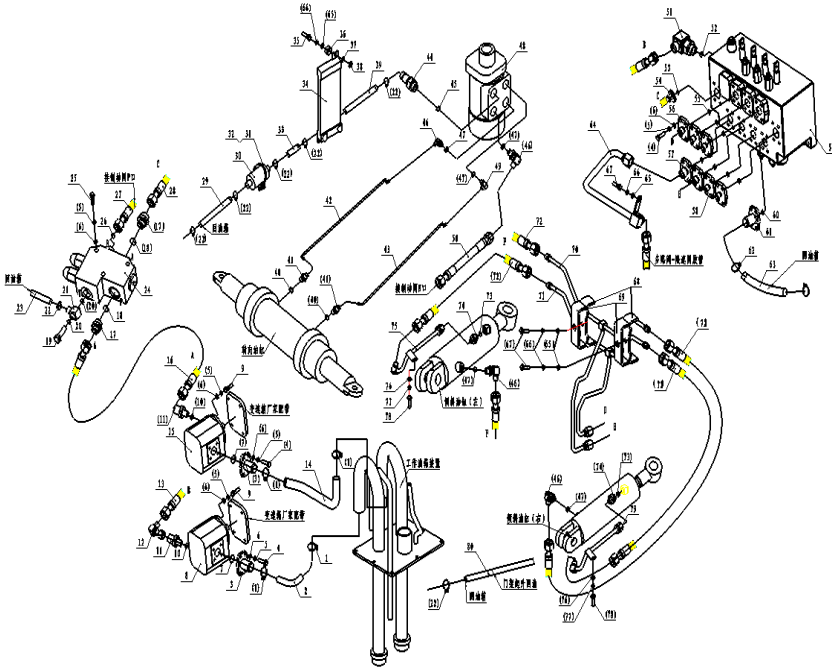


序号 Item No.	代号 Part No.	名称 Description	数量 Q'ty	备注 Remark
61	M6047600020	H.P. hose	1	高压胶管
62	10A76-27000	Connector ass'p(Left)	1	接头总成(右)
63	10A76-28000	Cross connector	1	转向四通
64	30386S-00013	WasherΦ16	1	橡胶垫片Φ16
65	30386S-00010	Hydraulic plug II	1	堵头II
66	10A76-00025	Brake valve-Orbitrol pipe	1	制动阀-转向器胶管
67	M6047605200	Flange II	1	油泵进油口法兰II (12.7.15后用) 6102
68	GB3452.1-1992	O-ring 25×3.55	1	0型圈 25×3.55 (12.7.15后用) 6102
69	60476J-00001	Flange	1	对开法兰夹 (12.7.15后用) 6102
70	10A76-09000	H.P. hose	1	高压胶管 (12.7.15后用)

图92/ Fig. 92

液压系统/Hydraulic system

FD120T-MXWQ3

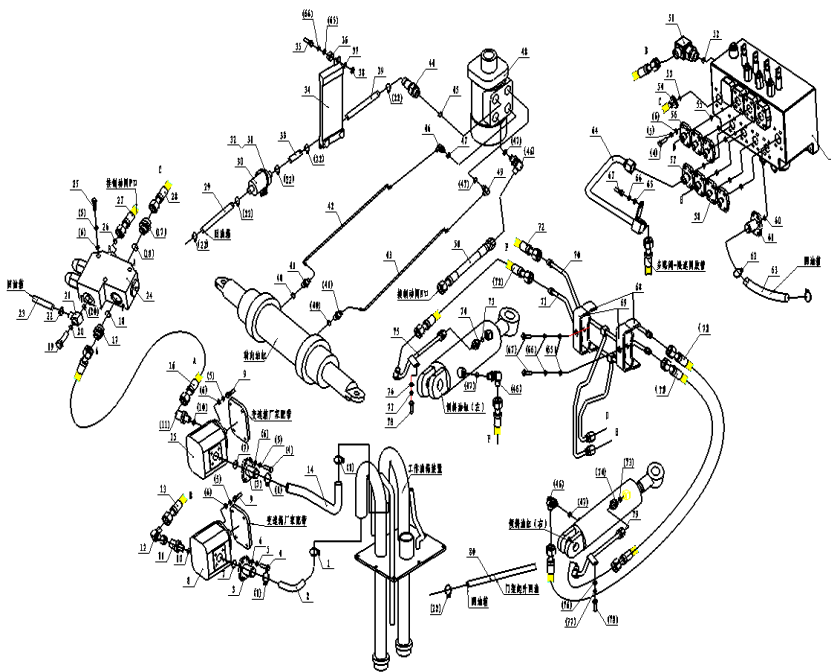


序号 Item No.	代号 Part No.	名称 Description	数量 Q'ty	备注 Remark
1	JB/T8870-1999	Hoop Φ45	喉箍 Φ45	4
2	12A76X-00001	Pump suction pipe(Rear)	后泵吸油管	1
3	M6047605100	Pump suction flange I	油泵进口油口法兰 I	2
4	GB5783-2000	Bolt M10×25	螺栓M10x25	44
5	GB93-1987	Spring washer 10	垫圈10	55
6	GB97.1-2002	Washer 10	垫圈10	55
7	GB1235-76	O-ring 45x3.1	O型圈 45x3.1	2
8	12A76X-01000	Gear pump(Rear)	齿轮泵(后)	1
9	GB5783-2000	Bolt M10x1.25x30	螺栓M10x1.25x30	8
10	GB1235-76	O-ring 30x3.5	O型圈 30x3.5	2
11	M6047617000	Through connector	直通管接头	2
12	M6047603000	Angle connector	直角接头	1
13	M6047600003	H.P. hose I	高压胶管 I	1
14	12A76X-00003	Pump suction pipe(Front)	前泵吸油管	1
15	12A76X-02000	Gear pump(Front)	齿轮泵(前)	1
16	12A76X-00004	Hose	前泵-分流阀胶管	1
17	12A76X-13000	Connector	分流阀铰接接头	2
18	JB/T982-1977	Washer 33	垫圈 33	2
19	M4547600016	Bolt	分流阀空心螺栓	1
20	JB/T982-1977	Washer 22	垫圈 22	2
21	12A76X-00006	Connector	分流阀回油接头	1
22	JB/T8870-1999	Hoop Φ32	喉箍 Φ32	8
23	12A76X-00007	Hose	分流阀回油管	1

图92/ Fig. 92

液压系统/Hydraulic system

FD120T-MXWQ3

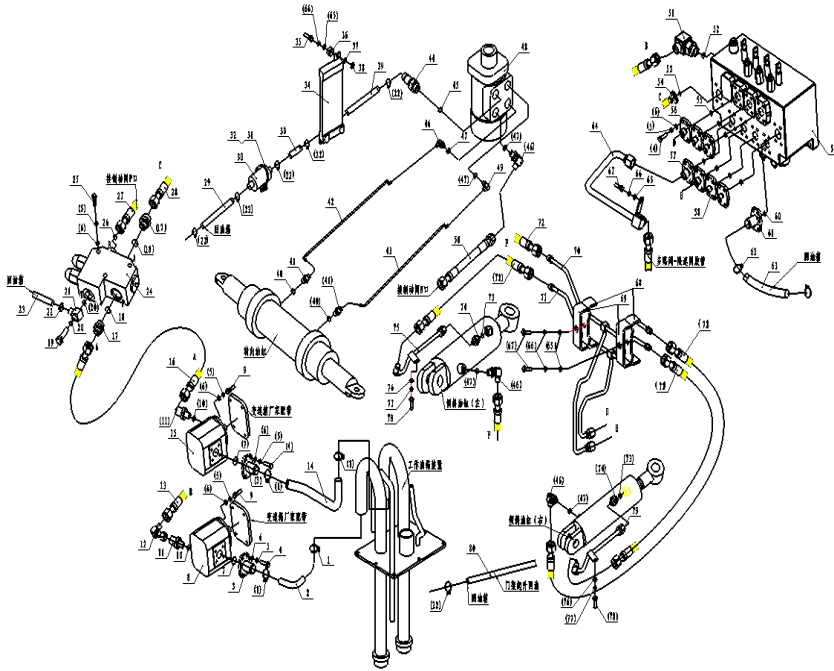


序号 Item No.	代号 Part No.	名称 Description	数量 Q'ty	备注 Remark
24	12A76X-04000	Distributor valve	1	分流阀
25	GB/T5782-2000	Bolt M10x75	3	螺栓 M10x75
26	GB3452.1-1992	O-ring 8.5×2.65	1	O型密封圈8.5×2.65
27	12A76X-00005	Hose	1	分流阀-制动阀胶管
28	12A76X-00008	Hose I	1	多路阀进油胶管 I
29	12A76X-00009	Orbitrol H.P. hose(Rear)	1	转向器回油胶管(后)
30	M6044700002	Hydraulic filter	1	滤油器
31	JB/T8870-1999	Hoop Φ110	1	喉箍 Φ110
32	M6044700006	Hydraulic filterBracket	1	滤油器支架
33	12A76X-00010	Hose	1	冷却油管(后)
34	12A76X-15000	Oil cooler	1	油冷却器
35	M3032100012	Radiator Bolt	3	水箱螺栓
36	M3032100010	Washer B	3	橡胶垫B
37	GB/T96.2-2002	Washer 12	3	垫圈 12
38	GB/T889.1-2000	Nut M8	3	螺母 M8
39	12A76X-00011	Hose	1	冷却油管(前)
40	GB1235-76	O-ring 24x2.4	4	O型圈24x2.4
41	12A76X-05000	Connector	2	转向桥接头
42	12A76X-00012	Steering cylinder H.P. hose I	1	转向缸胶管 I
43	12A76X-00013	Steering cylinder H.P. hose II	1	转向缸胶管 II
44	M6047615000	Through connector	1	直通接头
45	GB1235-76	O-ring 22x2.4	1	O型圈 22x2.4
46	M6047614000	Angle connector	4	直角接头

图92/Fig92

液压系统/Hydraulic system

FD120T-MXWQ3

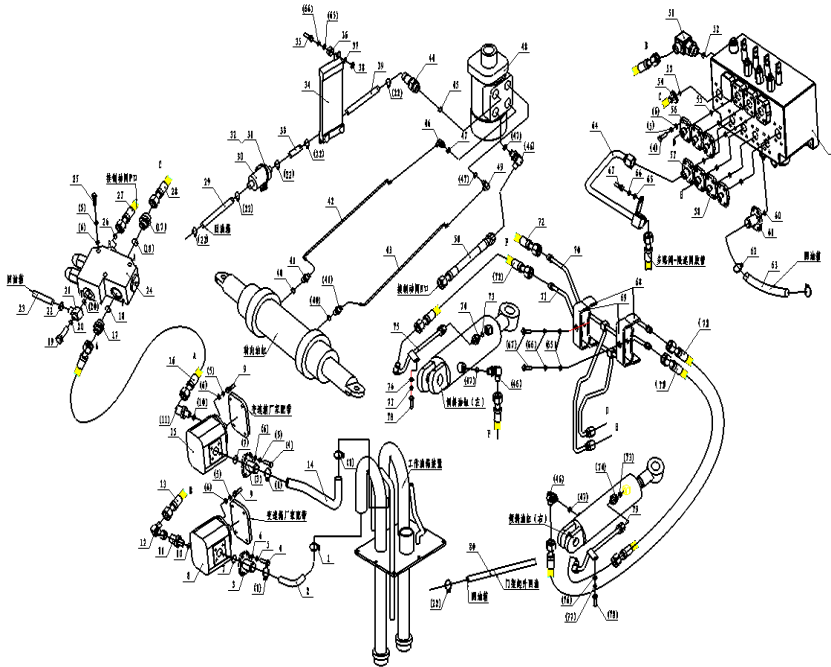


序号 Item No.	代号 Part No.	名称 Description	数量 Q'ty	备注 Remark
47	GB3452.1-1992	O-ring 17x2.65	5	0型圈 17x2.65
48	M6047624000	Orbitrol	1	转向器
49	M6047613000	Angle connector	1	直角接头
50	12A76X-00014	Brake valve-Orbitrol pipe	1	制动阀-转向器胶管
51	12A76X-14000	Connector	1	多路阀铰接接头
52	JB/T982-1977	Washer 30	1	垫圈 30
53	GB3452.1-1992	O-ring 37.5x3.55	1	0型圈 37.5x3.55
54	60476J-00001	Clip	2	对开法兰夹
55	GB1235-76	O-ring 35x3.1	7	0型圈 35x3.1
56	12A76X-06000	Flange I	2	法兰 I
57	12A76X-07000	Flange II	1	法兰 II
58	12A76X-08000	Flange III	4	法兰 III
59	12A76X-03000	Multi-way valve	1	多路阀
60	GB1235-76	O-ring 45x3.1	1	0型圈 45x3.1
61	12A76X-09000	Connector	1	多路阀回油接头
62	JB/T8870-1999	Hoop Φ50	2	喉箍 Φ50
63	12A76X-00015	Valve return oil hose	1	多路阀回油管
64	12A76X-10000	Steel pipe Ass'y	1	起升缸钢管总成
65	GB97.1-2002	Washer 8	3	垫圈8
66	GB93-1987	Spring washer 8	3	垫圈8
67	GB5783-2000	Bolt M8x30	3	螺栓M8x30
68	M6046401002	Clip	2	管卡
69	M6046401009	Pipe clip	2	夹板

图92/ Fig. 92

液压系统/Hydraulic system

FD120T-MXWQ3

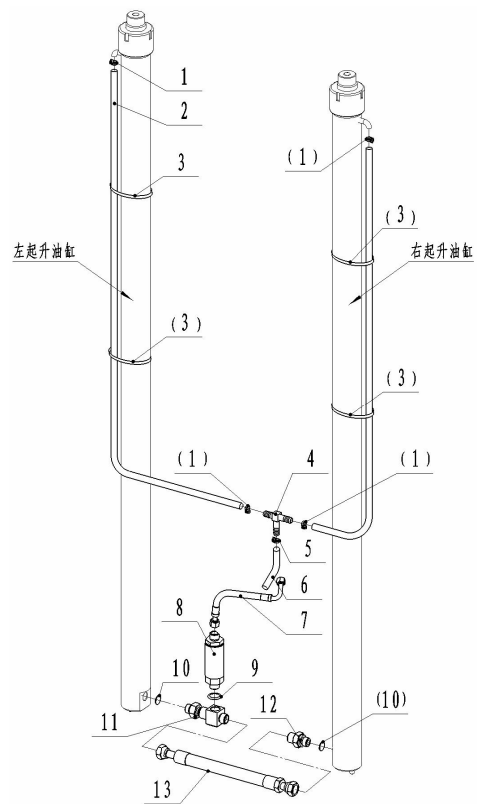


序号 Item No.	代号 Part No.	名称 Description	数量 Q'ty	备注 Remark
70	12A76X-11000	Tilting cylinder pipe(Front)	1	倾斜油缸钢管总成(前)
71	12A76X-12000	Tilting cylinder pipe(Rear)	1	倾斜缸硬管总成(后)
72	M6047600021	H.P. hose	4	高压胶管
73	GB1235-76	O-ring 18x2.4	2	O型圈 18x2.4
74	M6047601000	Through connector	2	直通管接头
75	10A76-18000	Connector ass'p(Left)	1	接头总成(左)
76	GB97.1-2002	Washer 6	2	垫圈6
77	GB93-1987	Spring washer 6	2	垫圈6
78	GB5783-2000	Bolt M6x12	2	螺栓M6x12
79	10A76-27000	Connector ass'p(Right)	1	接头总成(右)
80	12A76X-00016	Return oil hose	1	起升回油胶管

图93/ Fig. 93

门架管路系统(基本型二联) / Hydraulic system mast(normal mast m)

FD50-70T-MGH2,FD50-70T-MGH3
 FD50-70T-MGO2,FD50-70T-MGO3
 FD50-70T-MWF2,FD50-70T-MWF3
 FD50-70T-MWJ2,FD50-70T-MWJ3
 FD50-70T-MWH2,FD50-70T-MWH3



序号 Item No.	代号 Part No.	名称 Description	数量 Q'ty	备注 Remark
1	QC/T390-1999	Hoop Φ22	4	双钢丝卡箍Φ22
2	60486-03000	Return oil hose I	2	回油管 I
-	70486-01000	Return oil hose I	2	回油管 I
3	-	Cable tie	4	扎带
4	60486-00004	Return oil tee connector	1	起升回油三通
5	JB/T8870-1999	HoopΦ25	1	喉箍Φ25
6	M6047600028	Return oil hose	1	起升回油胶管
7	60486-00001	Flow regulator H.P. hose	1	限速阀胶管
8	60486-01000	Flow regulator	1	限速阀
9	GB/T1235-76	O-ring 30×3.1	1	O型圈 30×3.1
10	GB/T1235-76	O-ring 30×3.5	2	O型圈 30×3.5
11	60486-02000	Lift cylinder tee connector	1	起升缸三通
12	60486-00003	Lift cylinder connector	1	起升缸接头
13	60486-00002	H.P. hose	1	起升缸之间胶管

图94/ Fig. 94

门架管路系统(基本型三联) / Hydraulic system mast (normal mast m)

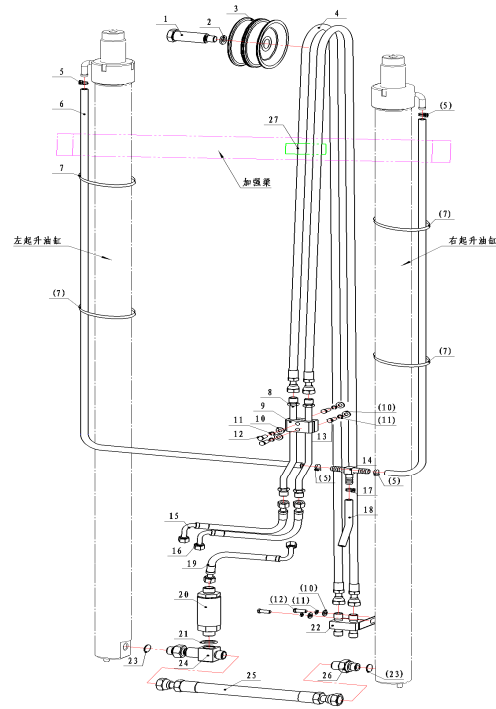
FD50-70T-MGH2,FD50-70T-MGH3

FD50-70T-MGO2,FD50-70T-MGO3

FD50-70T-MWF2,FD50-70T-MWF3

FD50-70T-MWJ2,FD50-70T-MWJ3

FD50-70T-MWH2,FD50-70T-MWH3

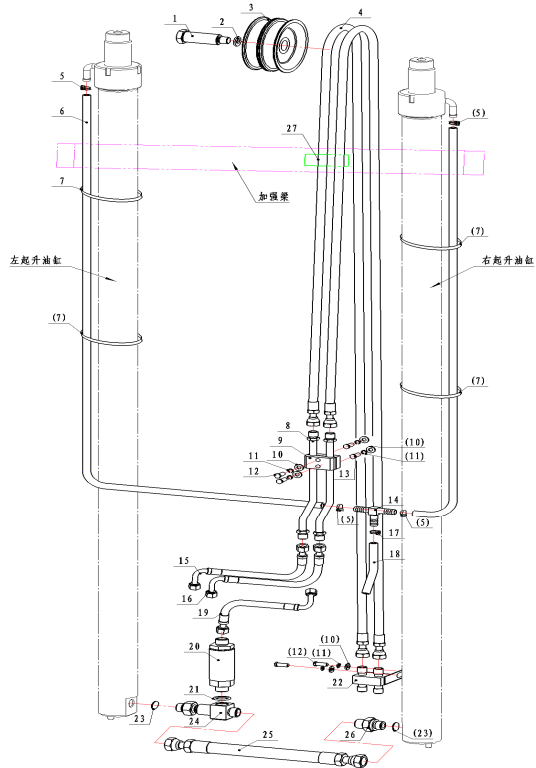


序号 Item No.	代号 Part No.	名称 Description	数量 Q'ty	备注 Remark
1	30386S-00003	Step bolt	1	台阶螺栓
2	30386S-00004	Sleeve	1	隔套
3	60486S-00004	Double groove pulley	1	双滑轮
4	60486S-01000	Pulley H.P. hose	2	滑轮胶管
-	70486S-01000	Pulley H.P. hose	2	滑轮胶管
5	QC/T390-1999	Hoop Φ22	4	双钢丝卡箍Φ22
6	60486-03000	Return oil hose I	2	回油管 I
-	70486-01000	Return oil hose I	2	回油管 I
7	-	Cable tie	4	扎带
8	60486S-02000	Adjusting pipe	2	调节硬管
9	60486S-00001	Clip	1	管夹
10	GB/T97.1-2002	Washer 8	6	垫圈8
11	GB/T93-1987	spring washer 8	6	垫圈8
12	GB/T5783-2000	Bolt M8×30	4	螺栓M8×30
13	GB/T5783-2000	Bolt M8×25	2	螺栓M8×25
14	60486-00004	Return oil tee connector	1	起升回油三通
15	60486S-00002	Adjusting pipe H.P. hose I	1	多路阀-调节硬管胶管 I
16	60486S-00003	Adjusting pipe H.P. hose II	1	多路阀-调节硬管胶管 II
17	JB/T8870-1999	Hoop Φ25	1	喉箍Φ25
18	M6047600028	Return oil hose	1	起升回油胶管
19	60486-00001	Flow regulator H.P. hose	1	限速阀胶管

图94/ Fig. 94

门架管路系统（基本型三联） / Hydraulic system mast (normal mast m)

FD50-70T-MGH2,FD50-70T-MGH3
 FD50-70T-MGO2,FD50-70T-MGO3
 FD50-70T-MWF2,FD50-70T-MWF3
 FD50-70T-MWJ2,FD50-70T-MWJ3
 FD50-70T-MWH2,FD50-70T-MWH3



序号 Item No.	代号 Part No.	名称 Description	数量 Q'ty	备注 Remark
20	60486-01000	Flow regulator 限速阀	1	
21	GB/T1235-76	O-ring 30×3.1 O型圈 30×3.1	1	
22	60486S-03000	Cross connector 四通接头	1	
23	GB/T1235-76	O-ring 30×3.5 O型圈 30×3.5	2	
24	60486-02000	Lift cylinder tee connector 起升缸三通	1	
25	60486-00002	H.P. hose 起升缸之间胶管	1	
26	60486-00003	Lift cylinder connector 起升缸接头	1	
27	-	Pipe clip 管夹SHTPG2-218	1/2	≥4m/≥5.5m (13.5.6增加)

图95/ Fig. 95

门架管路系统(基本型四联) / Hydraulic system mast (normal mast m)

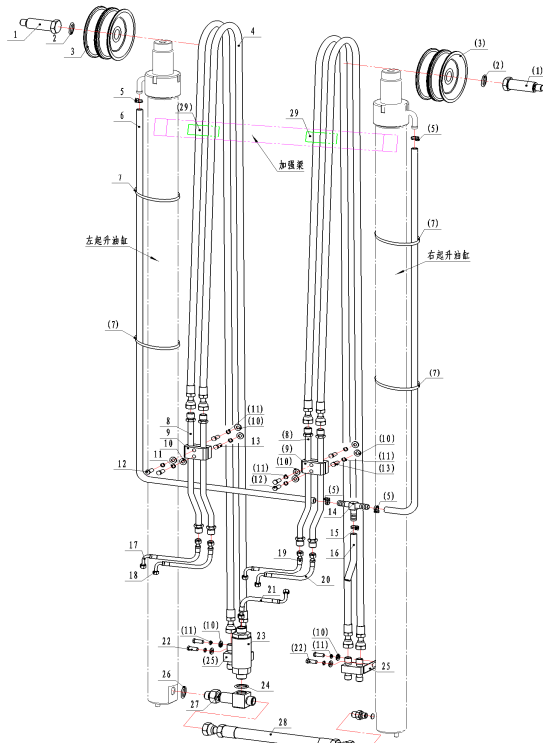
FD50-70T-MGH2,FD50-70T-MGH3

FD50-70T-MGO2,FD50-70T-MGO3

FD50-70T-MWF2,FD50-70T-MWF3

FD50-70T-MWJ2,FD50-70T-MWJ3

FD50-70T-MWH2,FD50-70T-MWH3



序号 Item No.	代号 Part No.	名称 Description	数量 Q'ty	备注 Remark
1	30386S-00003	Step bolt	2	台阶螺栓
2	30386S-00004	Sleeve	4	隔套
3	60486S-00004	Double groove pulley	2	双滑轮
4	60486S-01000	Pulley H.P. hose	4	滑轮胶管
-	70486S-01000	Pulley H.P. hose	4	滑轮胶管 7T
5	QC/T390-1999	Hoop $\Phi 22$	4	双钢丝卡箍 $\Phi 22$
6	60486-03000	Return oil hose I	2	回油管 I 5T, 6T
-	70486-01000	Return oil hose I	2	回油管 I 7T
7	-	Cable tie	4	扎带
8	60486S-02000	Adjusting pipe	4	调节硬管
9	60486S-00001	Clip	2	管夹
10	GB/T97.1-2002	Washer 8	12	垫圈8
11	GB/T93-1987	Spring washer 8	12	垫圈8
12	GB/T5783-2000	Bolt M8×30	8	螺栓M8×30
13	GB/T5783-2000	Bolt M8×25	4	螺栓M8×25
14	60486-00004	Return oil tee connector	1	起升回油三通
15	JB/T8870-1999	Hoop $\Phi 25$	1	喉箍 $\Phi 25$
16	M6047600028	Return oil hose	1	起升回油胶管
17	60486SS-00001	Adjusting pipe H.P. hose I	1	多路阀-调节硬管胶管 I
18	60486SS-00002	Adjusting pipe H.P. hose II	1	多路阀-调节硬管胶管 II
19	60486S-00002	Adjusting pipe H.P. hose I	1	多路阀-调节硬管胶管 I

图95/ Fig. 95

门架管路系统(基本型四联) / Hydraulic system mast (normal mast m)

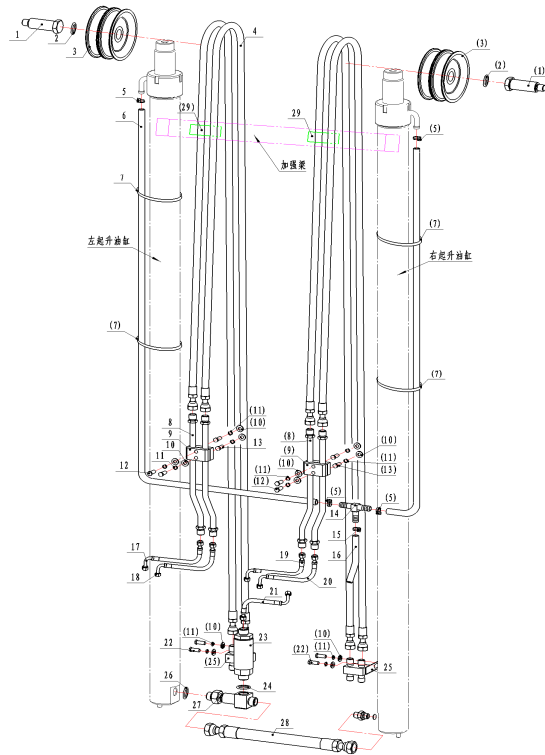
FD50-70T-MGH2,FD50-70T-MGH3

FD50-70T-MGO2,FD50-70T-MGO3

FD50-70T-MWF2,FD50-70T-MWF3

FD50-70T-MWJ2,FD50-70T-MWJ3

FD50-70T-MWH2,FD50-70T-MWH3



序号 Item No.	代号 Part No.	名称 Description	数量 Q'ty	备注 Remark
20	60486S-00003	Adjusting pipe H.P. hose II 多路阀-调节硬管胶管 II	1	
21	60486-00001	Flow regulator H.P. hose 限速阀胶管	1	
22	GB/T5783-2000	Bolt M8×16 螺栓M8×16	4	
23	60486-01000	Flow regulator 限速阀	1	
24	GB/T1235-76	O-ring 30×3.1 O型圈 30×3.1	1	
25	60486S-03000	Cross connector 四通接头	2	
26	GB/T1235-76	O-ring 30×3.5 O型圈 30×3.5	2	
27	60486-02000	Lift cylinder tee connector 起升缸三通	1	
28	60486-00002	H.P. hose 起升缸之间胶管	1	
29	-	Pipe clip 管夹SHTPG2-218	2/4	≥4m/≥5.5m (13.5.6增加)

图95/ Fig. 95

基本型门架管路选用表 (二--四联) /Hydraulic system mast (normal mast m)

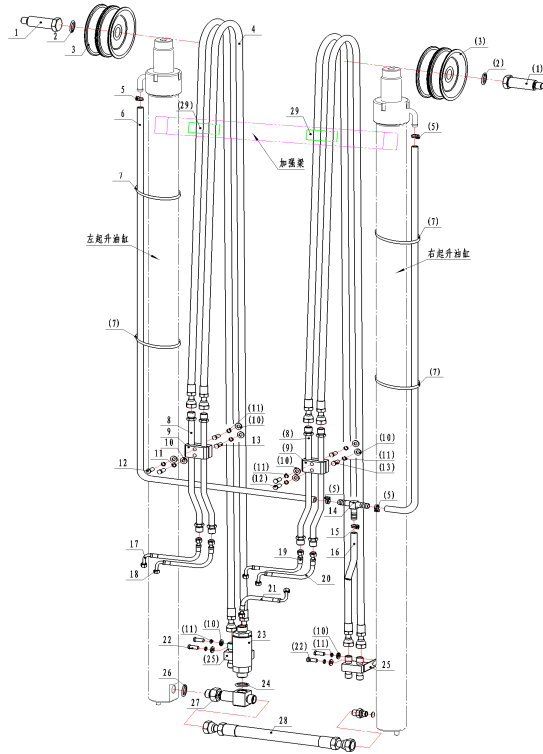
FD50-70T-MGH2,FD50-70T-MGH3

FD50-70T-MGO2,FD50-70T-MGO3

FD50-70T-MWF2,FD50-70T-MWF3

FD50-70T-MWJ2,FD50-70T-MWJ3

FD50-70T-MWH2,FD50-70T-MWH3



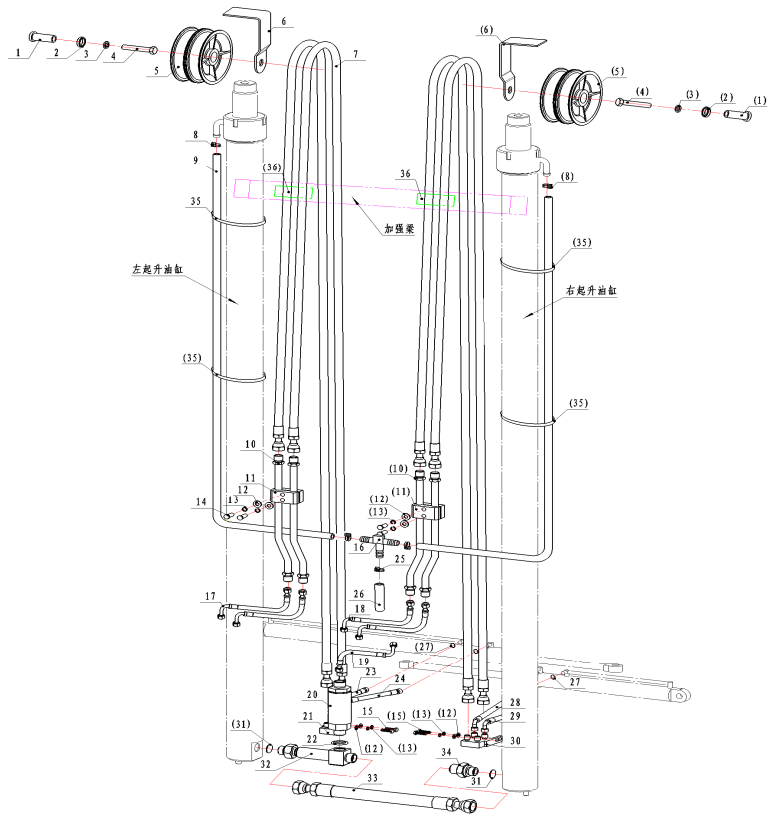
起升高 度 IFTING HEIGHT	门架管路选用表 Hydraulic System Opitonal Parts			备注
	5-6t门架 件 4 滑轮胶管60486S- 01000长度	7t型钢门架 管 件4 滑轮胶 70486S-01000长度	件3 起升缸回油管 60486- 03000长度	Remark
2500	2110/2080 (13.5.6更改)	2860/2830 (13.5.6更改)	1550	
2700	2610/2580 (13.5.6更改)	3060/3020 (13.5.6更改)	1650	
2750	3810/2770 (13.5.6更改)	3110/3080 (13.5.6更改)	1675	
3000	3110/3080 (13.5.6更改)	3355/3325 (13.5.6更改)	1800	Standard/标准
3250	3355/3325 (13.5.6更改)	3605/3570 (13.5.6更改)	1925	
3300	3410/3380 (13.5.6更改)	3660/3630 (13.5.6更改)	1950	
3500	3605/3570 (13.5.6更改)	3855/3825 (13.5.6更改)	2150	
3750	3855/3825 (13.5.6更改)	4110/4080 (13.5.6更改)	2275	
4000	4210/4180 (13.5.6更改)	4455/4425 (13.5.6更改)	2450	
4250	4455/4425 (13.5.6更改)	4705/4675 (13.5.6更改)	2575	
4500	4705/4675 (13.5.6更改)	4955/4925 (13.5.6更改)	2700	
4750	4955/4925 (13.5.6更改)	5205/5175 (13.5.6更改)	2825	
5000	5205/5170 (13.5.6更改)	5460/5430 (13.5.6更改)	2950	
5500	5810/5780 (13.5.6更改)	6060/6030 (13.5.6更改)	3150	
6000	6310/6280 (13.5.6更改)	6560/6530 (13.5.6更改)	3400	

图96/ Fig. 96

基本型门架管路系统(四联) / HYDRAULIC SYSTEM MAST (NORMAL MAST M)

FD80-100T-MGO2, FD80-100T-MGO3

FD80-100T-MWF2, FD80-100T-MWF3



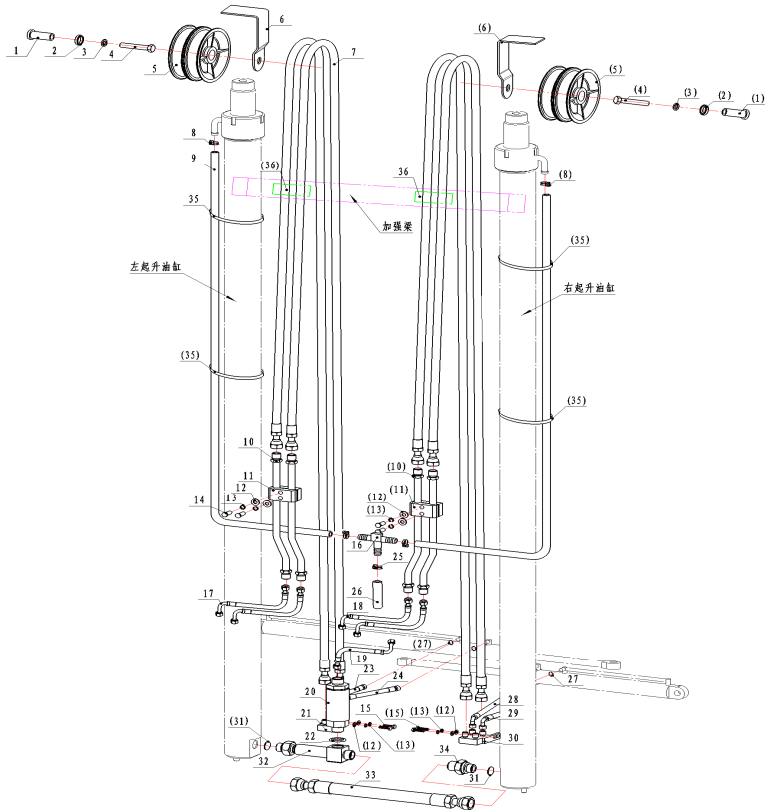
序号 Item No.	代号 Part No.	名称 Description	数量 Q'ty	备注 Remark
A	-	Mast hydraulic system 门架管路系统	1	
1	10A86SS-00001	Shaft set 轴套	2	
2	30386S-00004	Sleeve $\delta 6.5/\delta 10/\delta 11.5$ 隔套 $\delta 6.5/\delta 10/\delta 11.5$	2	
3	GB/T93-1987	Spring washer 16 垫圈16	2	
4	GB/T5783-2000	Bolt M16 \times 1.5 \times 90 螺栓M16 \times 1.5 \times 90	2	
5	10A86SS-00002	Pulley 滑轮	2	
6	10A86SS-00003	Cap 挡板	2	
7	10A86SS-01000	Pulley H.P. hose 滑轮胶管	2	
8	QC/T390-1999	Hoop $\phi 24$ 双钢丝卡箍 $\phi 24$	5	
9	10A86SS-02000	Return oil hose I 回油管 I	2	
10	60486S-02000	Adjusting pipe 调节硬管	4	
11	60486S-00001	Clip 管夹	2	
12	GB/T97.1-2002	Washer 8 垫圈8	8	
13	GB/T93-1987	Spring washer 8 垫圈8	8	
14	GB/T5783-2000	Bolt M8 \times 55 螺栓M8 \times 55	4	
15	GB/T5783-2000	Bolt M8 \times 30 螺栓M8 \times 30	4	
16	60486-00004	Return oil tee connector 起升回油三通	1	
17	60488S-00004	Adjusting pipe H.P. hose 多路阀-进油接头胶管	2	
18	60486SS-00002	Adjusting pipe H.P. hose II 多路阀-调节硬管胶管 II	2	
19	10A86SS-00004	Flow regulator H.P. hose 限速阀胶管	1	
20	10A86SS-03000	Flow regulator 限速阀	1	

图96/ Fig. 96

基本型门架管路系统(四联) / HYDRAULIC SYSTEM MAST (NORMAL MAST M)

FD80-100T-MGO2,FD80-100T-MGO3

FD80-100T-MWF2,FD80-100T-MWF3



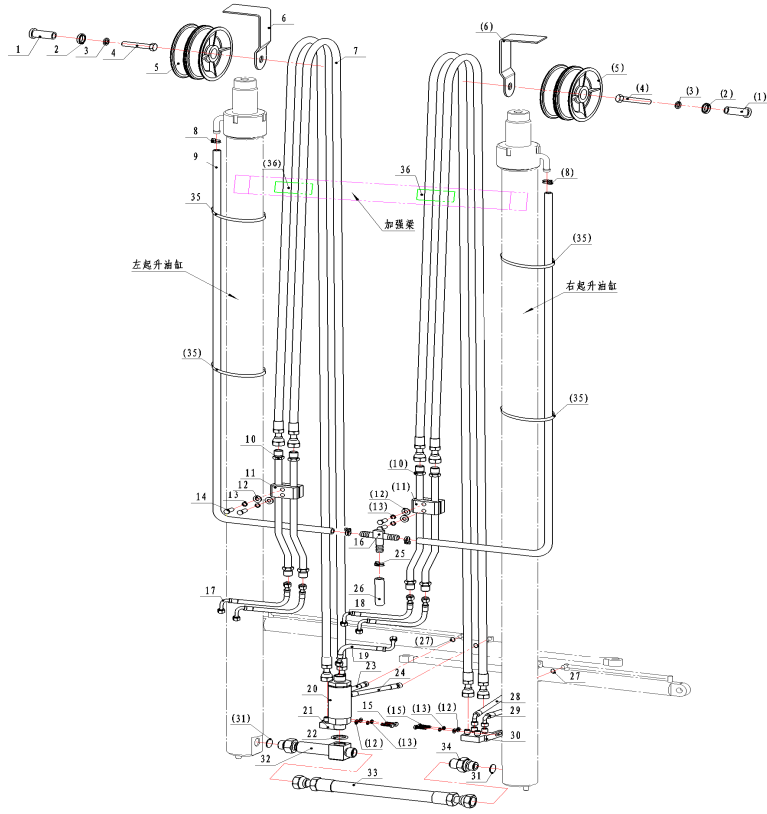
序号 Item No.	代号 Part No.	名称 Description	数量 Q'ty	备注 Remark
21	10A86SS-04000	Cross connector I 四通 I	1	
22	GB/T1235-76	O-ring 35×3.5 O型密封圈35×3.5	1	
23	10A86SS-00005	Positioning H.P. hose I 调距叉胶管 I	1	
24	10A86SS-00006	Positioning H.P. hose II 调距叉胶管 II	1	
25	QC/T390-1999	Hoop ×28 双钢丝卡箍×28	1	
26	10A76-00028	Return oil hose 起升回油胶管	1	
27	GB/T3452.1-1992	O-ring 8×2.65 O型密封圈8×2.65	4	
28	10A86SS-00007	Positioning H.P. hose III 调距叉胶管 III	1	
29	10A86SS-00008	Positioning H.P. hose IV 调距叉胶管 IV	1	
30	10A86SS-05000	Cross connector II 四通 II	1	
31	GB/T1235-76	O-ring 30×3.5 O型密封圈30×3.5	1	
32	10A86SS-07000	Lift cylinder tee connector 起升缸三通	1	
33	10A86SS-00009	H.P. hose 起升缸之间胶管	1	
34	10A86SS-00010	Lift cylinder connector 起升缸接头	1	
35	-	Cable tie 扎带	4	
36	-	Pipe clip 管夹SHTPG2-218	2/4	≥4m/≥5.5m (13.5.6增加)

图96/ Fig. 96

基本型门架管路选用表 (四联) / HYDRAULIC SYSTEM MAST (NORMAL MAST M)

FD80-100T-MGO2, FD80-100T-MGO3

FD80-100T-MWF2, FD80-100T-MWF3

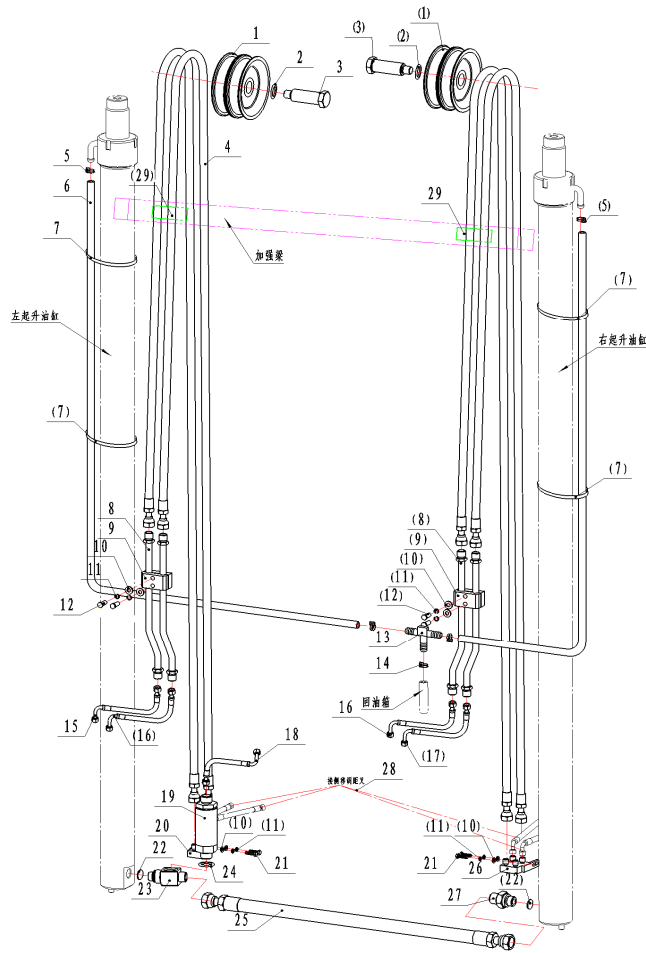


起升高 度 IFTING HEIGHT	门架管路选用表 Hydraulic System Opitonal Parts			备注
	件9回油管 10A86SS-02000 长度	件7滑轮胶管 10A86SS- 01000 长度		Remark
1700	1110	2210/2160 (13.5.6更改)		
2300	1410	2810/2770 (13.5.6更改)		
2700	1650	3210/3160 (13.5.6更改)		
3000	1800	3510/3460 (13.5.6更改)		Standard/标准
3250	1925	3760/3710 (13.5.6更改)		
3300	1925	3810/3760 (13.5.6更改)		
3500	2010	4010/3960 (13.5.6更改)		
3750	2150	4260/4210 (13.5.6更改)		
4000	2300	4610/4560 (13.5.6更改)		
4250	2450	4860/4810 (13.5.6更改)		
4500	2575	5110/5060 (13.5.6更改)		
4750	2700	5360/5330 (13.5.6更改)		
5000	2825	5610/5560 (13.5.6更改)		
5500	3150	6210/6030 (13.5.6更改)		
6000	3400	6710/6530 (13.5.6更改)		

图97/ Fig. 97

基本型门架管路系统(四联) / HYDRAULIC SYSTEM MAST (NORMAL MAST M)

FD120T-MXWQ3

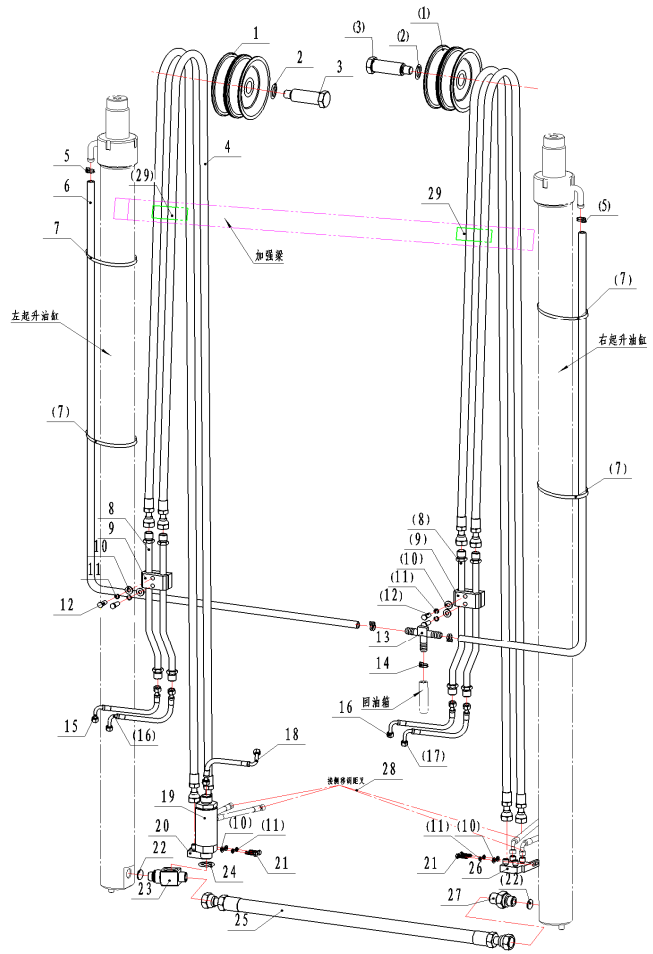


序号 Item No.	代号 Part No.	名称 Description	数量 Q'ty	备注 Remark
A	-	Mast hydraulic system	1	门架管路系统
1	10A86SS-00002	Shaft set	2	滑轮
2	30386S-00004	Sleeve	4	隔套
3	30386S-00003	Step bolt	2	台阶螺栓
4	12A86XSS-01000	Pulley Hose H.P.	4	滑轮胶管
5	JB/T8870-1999	Hoop φ24	4	喉箍φ24
6	12A86XSS-02000	Return oil hose I	2	回油管 I
7	-	Cable tie	4	扎带
8	60486S-02000	Steel pipe	4	调节硬管
9	60486S-00001	Clip	2	管夹
10	GB97.1-2002	Washer 8	8	垫圈8
11	GB93-1987	Spring washer 8	8	垫圈8
12	GB5783-2000	Bolt M8×55	4	螺栓M8×55
13	60486-00004	Return oil tee connector	1	起升回油三通
14	JB/T8870-1999	Hoop φ32	1	喉箍φ32
15	12A86XSS-00005	Adjusting pipe H.P. hose III	1	多路阀-调节硬管胶管III
16	12A86XSS-00001	Adjusting pipe H.P. hose I	2	多路阀-调节硬管胶管 I
17	12A86XSS-00002	Adjusting pipe H.P. hose II	1	多路阀-调节硬管胶管 II
18	12A86XSS-00003	Flow regulator H.P. hose	1	多路阀-限速阀胶管
19	12A86XSS-03000	Flow regulator	1	限速阀
20	12A86XSS-04000	Cross connector I	1	四通 I

图97/ Fig. 97

基本型门架管路系统(四联) / HYDRAULIC SYSTEM MAST (NORMAL MAST M)

FD120T-MXWQ3

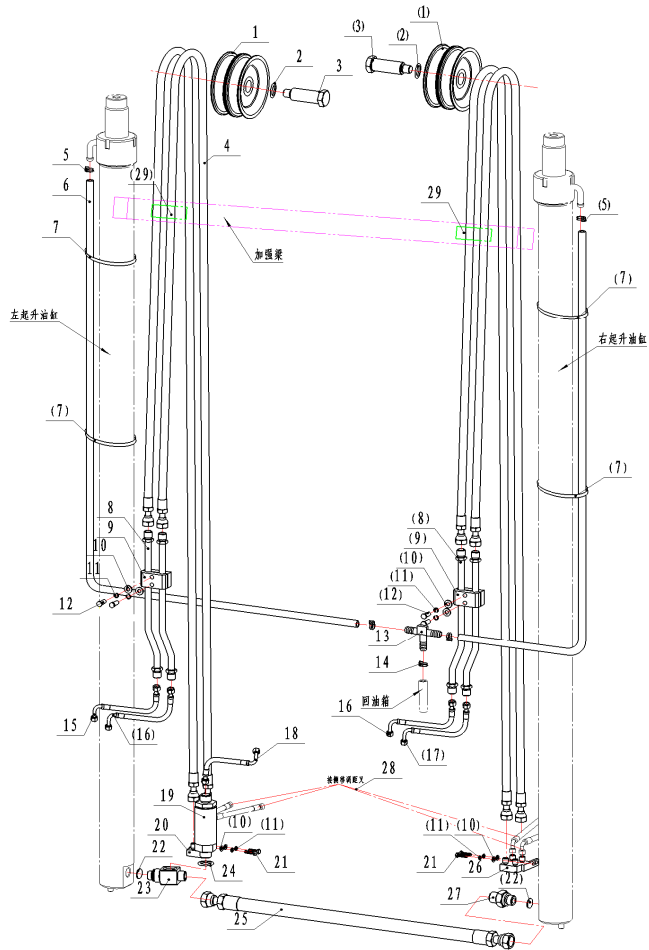


序号 Item No.	代号 Part No.	名称 Description	数量 Q'ty	备注 Remark
21	GB5783-2000	Bolt M8×30	4	螺栓M8×30
22	GB1235-76	O-ring 30×3.5	1	0型密封圈30×3.5
23	10A86SS-06000	Lift cylinder tee connector	1	起升缸三通
24	GB1235-76	O-ring 35×3.5	1	0型密封圈35×3.5
25	12A86XSS-00004	H.P. hose	1	起升缸之间胶管
26	12A86XSS-05000	Cross connector II	1	四通II
27	10A86SS-00010	Lift cylinder connector	1	起升缸接头
28	10AS26-10000	H.P. hose	1	管路系统
29	-	Pipe clip	2/4	管夹SHTPG2-218 ≥4m/≥5.5m (13.5.6增加)

图97/Fig. 97

基本型门架管路选用表 (四联) /HYDRAULIC SYSTEM MAST (NORMAL MAST M)

FD120T-MXWQ3



起升高 度 IFTING HEIGHT	门架管路选用表 Hydraulic System Opitonal Parts				备注
	件4滑胶管 12A86XSS-01000 长度	件6回油管I	10A86SS- 02000 长度		Remark
3000	3480		1800		
3250	3730		2010		
3300	3780		2100		
3500	3960		2300		Standard/标准
3750	4210/4180 (13.5.6更 改)		2575		
4000	4560		2900		
4250	4810		3150		
4500	5060		3400		
4750	5310		3650		
5000	5580		3900		
5500	6150		4500		
6000	6650		5000		

图98/ Fig. 98

二级全自由门架管路系统(二联) / Hydraulic system mast (normal mast m)

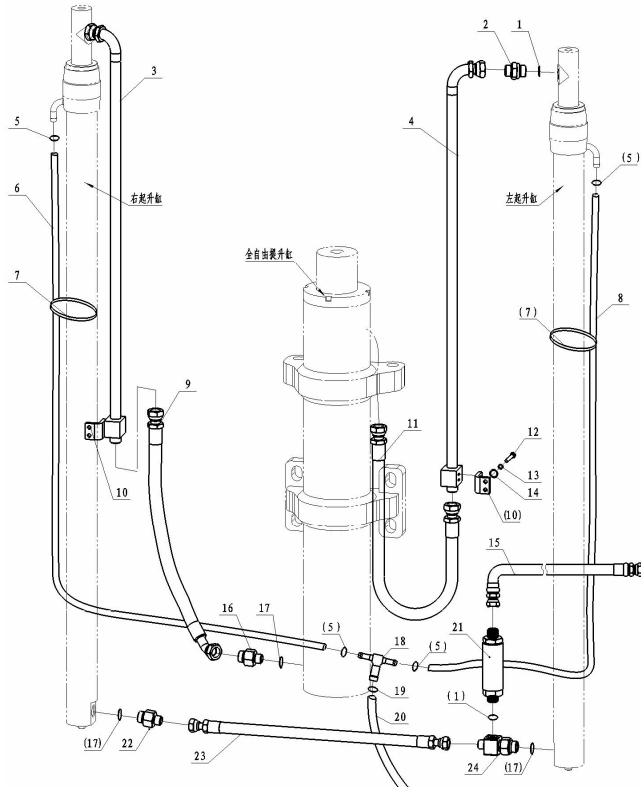
FD50-70T-MGH2,FD50-70T-MGH3

FD50-70T-MGO2,FD50-70T-MGO3

FD50-70T-MWF2,FD50-70T-MWF3

FD50-70T-MWJ2,FD50-70T-MWJ3

FD50-70T-MWH2,FD50-70T-MWH3

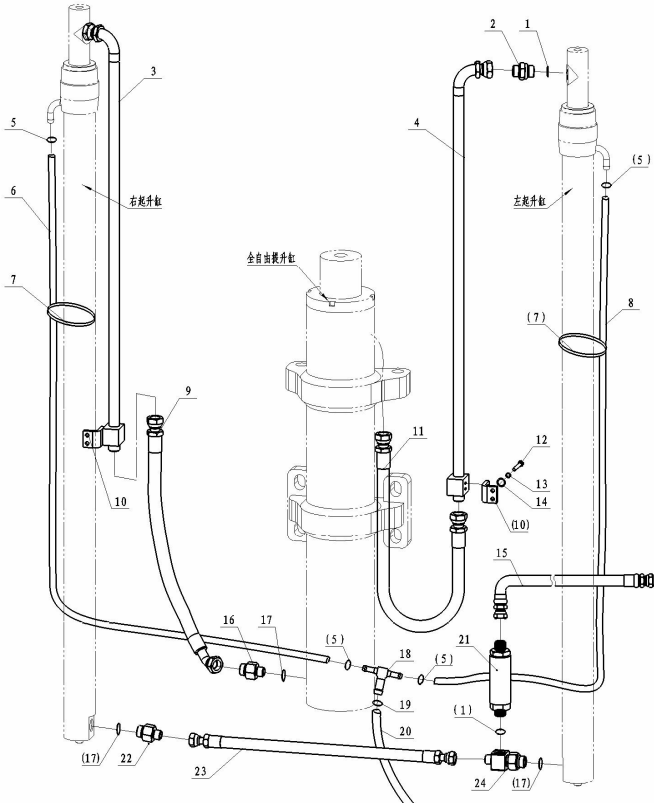


序号 Item No.	代号 Part No.	名称 Description	数量 Q'ty	备注 Remark
1	GB/T1235-76	O-ring 30×3.1	3	0型圈 30×3.1
2	60487-00001	Pipe connector	2	起升缸硬管接头
3	60487-01000	Pipe aas'y	1	起升缸进油硬管
4	60487-02000	Return oil pipe aas'y	1	起升缸回油硬管
5	QC/T390-1999	Hoop Φ22	4	双钢丝卡箍 Φ22
6	60487-04000	Return oil hose I	1	回油管 I
7	-	Cable tie	4	扎带
8	60487-05000	Return oil hose II	1	回油管 II
9	60487-00002	Middle cylinder H.P. hose	1	中间缸进油胶管
10	60487-00003	Pipe bracket	2	硬管支板
11	60487-03000	Middle cylinder return oil hose	1	中缸回油胶管
12	GB/T5783-2000	Bolt M8×25	4	螺栓M8×25
13	GB/T93-1987	Spring washer 8	4	垫圈8
14	GB/T97.1-2002	Washer 8	4	垫圈8
15	60486-00001	Flow regulator H.P. hose	1	限速阀胶管
16	60487-00004	Middle cylinder connector	1	自由缸进油接头
17	GB/T1235-76	O-ring 30×3.5	3	0型圈 30×3.5
18	60486-00004	Return oil tee connector	1	起升回油三通
19	JB/T8870-1999	Hoop Φ25	1	喉箍 Φ25
20	M6047600028	Return oil hose	1	起升回油胶管
21	60486-01000	Flow regulator	1	限速阀

图98/ Fig. 98

二级全自由门架管路系统(二联) / Hydraulic system mast (normal mast m)

FD50-70T-MGH2,FD50-70T-MGH3
 FD50-70T-MGO2,FD50-70T-MGO3
 FD50-70T-MWF2,FD50-70T-MWF3
 FD50-70T-MWJ2,FD50-70T-MWJ3
 FD50-70T-MWH2,FD50-70T-MWH3

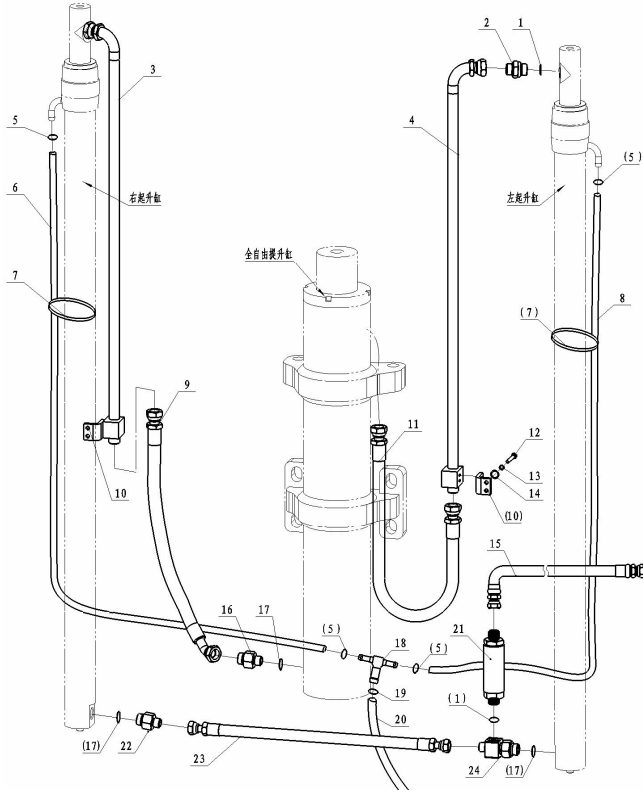


序号 Item No.	代号 Part No.	名称 Description	数量 Q'ty	备注 Remark
22	60486-00003	Lift cylinder connector	起升缸接头	1
23	60486-00002	H.P. hose	起升缸之间胶管	1
24	60486-02000	Lift cylinder tee connector	起升缸三通	1

图98/ Fig. 98

二级全自由门架管路选用表 (二联) /Hydraulic system mast (normal mast m)

FD50-70T-MGH2,FD50-70T-MGH3
 FD50-70T-MGO2,FD50-70T-MGO3
 FD50-70T-MWF2,FD50-70T-MWF3
 FD50-70T-MWJ2,FD50-70T-MWJ3
 FD50-70T-MWH2,FD50-70T-MWH3



起升高 度 IFTING HEIGHT	门架管路选用表 Hydraulic System Opitonal Parts			备注
	件3起升缸硬管总成 右60487-01000 长度	件6棉线编织胶管60487-04000 长度	件8棉线编织胶管60487-05000 度	长 Remark
3000	1225	1800	1650	Standard/标准
3300	1375	1925	1800	
3500	1475	2075	1925	
3750	1600	2275	2075	
4000	1775	2450	2150	
4250	1900	2450	2275	
4500	2025	2575	2450	
4750	2150	2700	2575	
5000	2275	2825	2700	
5500	2575	3150	2950	
6000	2825	3400	3275	

图98/ Fig. 98

二级全自由门架管路选用表 (二联) /Hydraulic system mast (normal mast m)

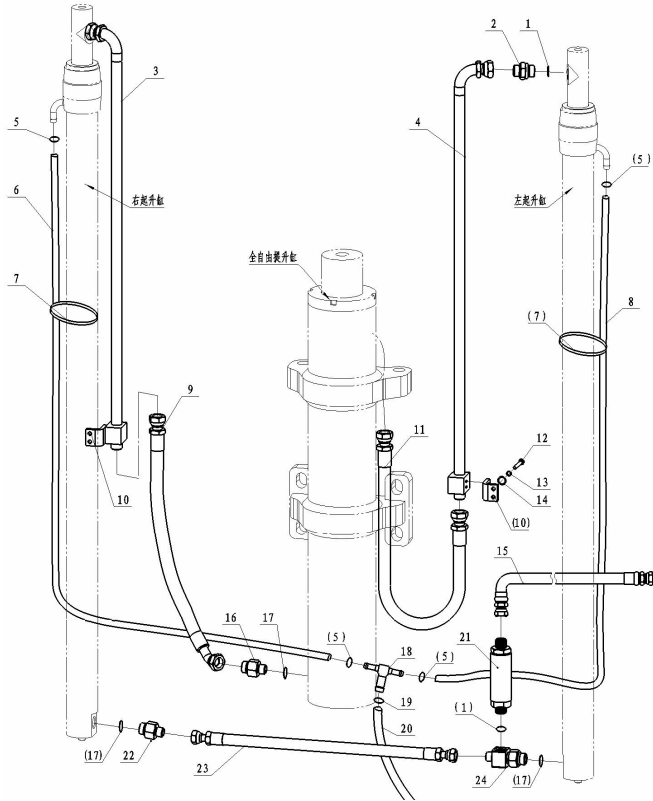
FD50-70T-MGH2,FD50-70T-MGH3

FD50-70T-MGO2,FD50-70T-MGO3

FD50-70T-MWF2,FD50-70T-MWF3

FD50-70T-MWJ2,FD50-70T-MWJ3

FD50-70T-MWH2,FD50-70T-MWH3



起升高度 IFTING HEIGHT	门架管路选用表 Hydraulic System Opitonal Parts			备注
	件4起升缸回油硬管 60487-02000 长度	件11中间缸回油胶管60487- 03000 长度		Remark
3000	1225	1150		Standard/标准
3300	1375	1150		
3500	1475	1150		
3750	1600	1150		
4000	1775	1150		
4250	1900	1150		
4500	2025	1150		
4750	2150	1700		
5000	2275	1700		
5500	2575	1700		
6000	2825	1700		

图99/Fig. 99

二级全自由门架管路系统(三联) / Hydraulic system mast (normal mast m)

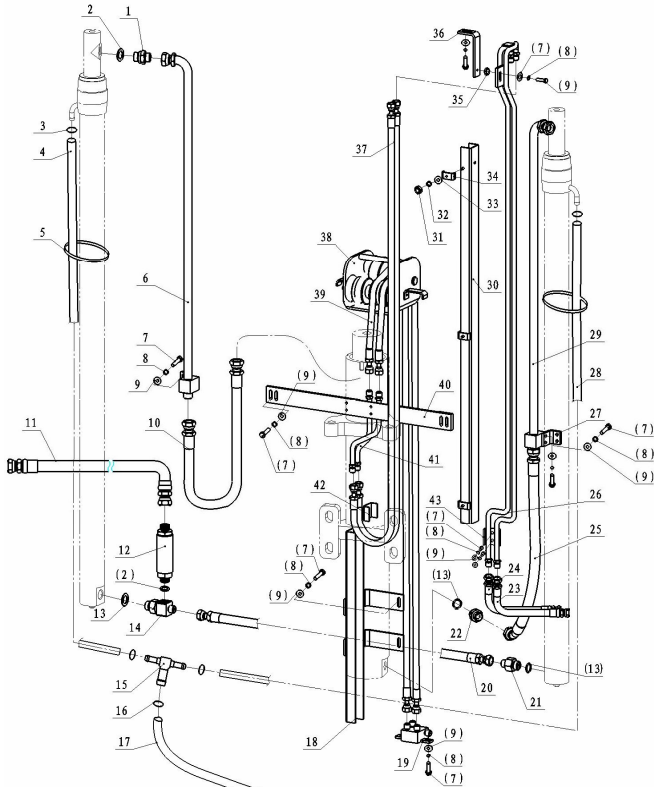
FD50-70T-MGH2,FD50-70T-MGH3

FD50-70T-MGO2,FD50-70T-MGO3

FD50-70T-MWF2,FD50-70T-MWF3

FD50-70T-MWJ2,FD50-70T-MWJ3

FD50-70T-MWH2,FD50-70T-MWH3



序号 Item No.	代号 Part No.	名称 Description	数量 Q'ty	备注 Remark
1	60487-00001	Pipe connector 起升缸硬管接头	2	
2	GB/T1235-76	O-ring 30×3.1 O型圈 30×3.1	3	
3	QC/T390-1999	Hoop Φ22 双钢丝卡箍Φ22	4	
4	60487-05000	Return oil hose II 回油管 II	1	
5	-	Cable tie 扎带	4	
6	60487-02000	Return oil pipe as'y 起升缸回油硬管	1	
7	GB/T5783-2000	Bolt M8×25 螺栓M8×25	24	
8	GB/T93-1987	Washer 8 垫圈8	24	
9	GB/T97.1-2002	Washer 8 垫圈8	24	
10	60487-03000	Middle cylinder return oil hose 中缸回油胶管	1	
11	60486-00001	Flow regulator H.P. hose 限速阀胶管	1	
12	60486-01000	Flow regulator 限速阀	1	
13	GB/T1235-76	O-ring 30×3.5 O型圈 30×3.5	3	
14	60486-02000	Lift cylinder tee connector 起升缸三通	1	
15	60486-00004	Return oil tee connector 起升回油三通	1	
16	JB/T8870-1999	HoopΦ25 喉箍Φ25	1	
17	M6047600028	Return oil hose 起升回油胶管	1	
18	60487S-06000	Guider II 导槽 II	1	
19	60487S-09000	Cross connector I 四通 I	1	
20	60486-00002	H.P. hose 起升缸之间胶管	1	
21	60486-00003	Lift cylinder connector 起升缸接头	1	

图99/ Fig. 99

二级全自由门架管路系统(三联) / Hydraulic system mast (normal mast m)

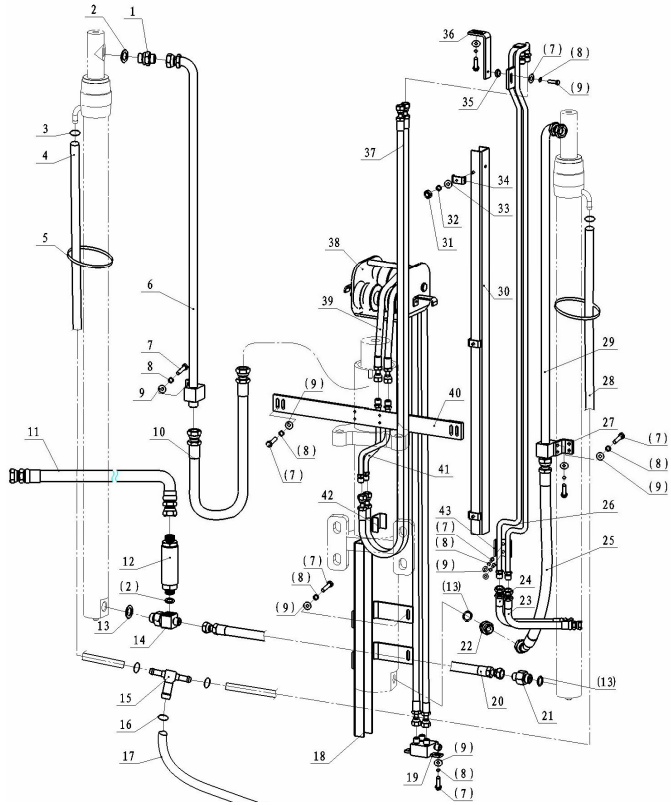
FD50-70T-MGH2,FD50-70T-MGH3

FD50-70T-MGO2,FD50-70T-MGO3

FD50-70T-MWF2,FD50-70T-MWF3

FD50-70T-MWJ2,FD50-70T-MWJ3

FD50-70T-MWH2,FD50-70T-MWH3



序号 Item No.	代号 Part No.	名称 Description	数量 Q'ty	备注 Remark
22	60487-00004	Middle cylinder connector 自由缸进油接头	1	
23	60486S-00002	Adjusting pipe H.P. hose I 多路阀-调节硬管胶管 I	1	
24	60486S-00003	Adjusting pipe H.P. hose II 多路阀-调节硬管胶管 II	1	
25	60487-00002	Middle cylinder H.P. hose 中间缸进油胶管	1	
26	60487S-03000	Guider Pipe ass'y 导槽硬管总成	1	
27	60487-00003	Pipe bracket 硬管支板	2	
28	60487-04000	Return oil hose I 回油管 I	1	
29	60487-01000	Pipe ass'y 起升缸进油硬管	1	
30	60487S-04000	Guider I 导槽 I	1	
31	GB/T6170-2000	Nut M6 螺母M6	3	
32	GB/T93-1987	Washer 6 垫圈6	3	
33	GB/T97.1-2002	Washer 6 垫圈6	3	
34	30387S-00004	Pipe clip II 硬管固定夹 II	3	
35	GB/T6170-2000	Nut M8 螺母M8	1	
36	30387S-00003	Positioning plate 定位板	1	
37	60487S-01000	Guider H.P. hose 自由缸-硬管胶管	2	
38	60487S-07000	Pulley ass'y 滑轮组件	1	
39	60487S-02000	3rd spool H.P. hose 自由缸胶管	2	
40	60487S-08000	Fixed plate 转接硬管固定板	1	
41	60487S-05000	Connecting pipe I 转接硬管 I	1	
42	60487S-00001	Pipe clip 硬管固定夹	1	
43	60487S-00002	Plate 压板	1	

图99/Fig. 99

二级全自由门架管路选用表 (三联) /Hydraulic system mast (normal mast m)

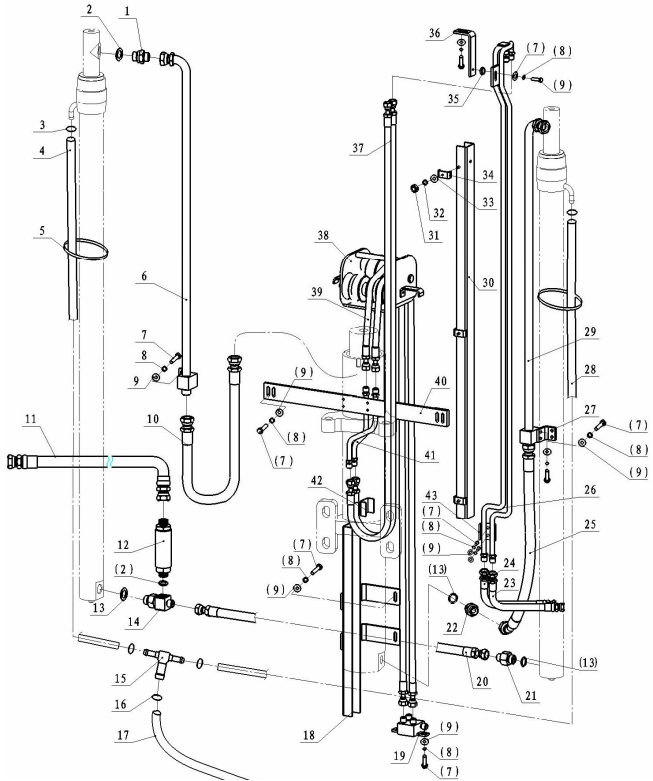
FD50-70T-MGH2,FD50-70T-MGH3

FD50-70T-MGO2,FD50-70T-MGO3

FD50-70T-MWF2,FD50-70T-MWF3

FD50-70T-MWJ2,FD50-70T-MWJ3

FD50-70T-MWH2,FD50-70T-MWH3



起升高 度 IFTING HEIGHT	门架管路选用表 Hydraulic System Opitonal Parts			备注
	件30 导槽 I 60487S-04000 长度	件26 导槽硬管总成60487S- 03000 长度	件37自由缸硬管胶管 60487S- 01000 长度	Remark
3000	1170	1675	1545	Standard/标准
3300	1245	1825	1610	
3500	1420	1925	1760	
3750	1545	2050	1885	
4000	1720	2225	1885	
4250	1845	2350	2010	
4500	1970	2475	2035	
4750	2095	2600	2160	
5000	2220	2725	2160	
5500	2520	3025	2300	
6000	2770	3275	2560/2530 (13.5.6更改)	

图99/Fig. 99

二级全自由门架管路选用表 (三联) /Hydraulic system mast (normal mast m)

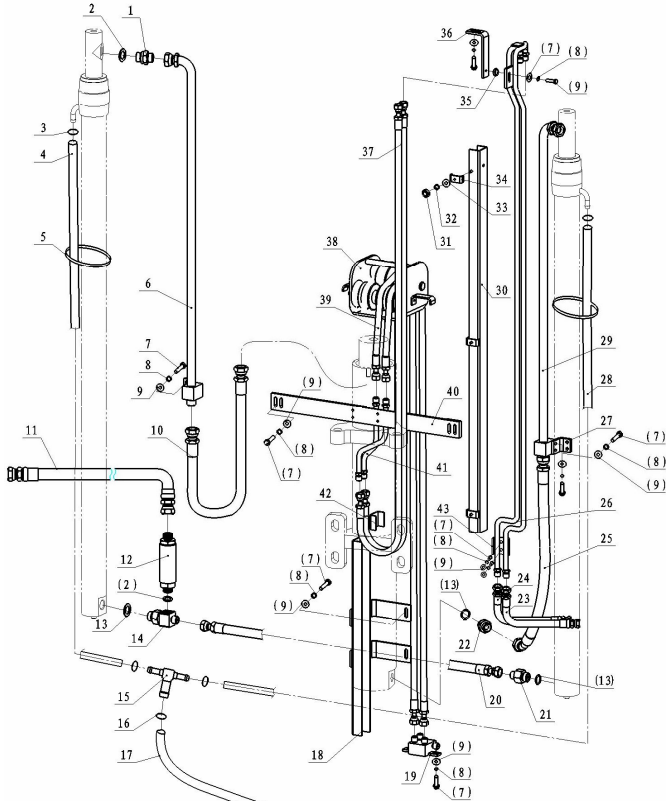
FD50-70T-MGH2,FD50-70T-MGH3

FD50-70T-MGO2,FD50-70T-MGO3

FD50-70T-MWF2,FD50-70T-MWF3

FD50-70T-MWJ2,FD50-70T-MWJ3

FD50-70T-MWH2,FD50-70T-MWH3



起升高度 IFTING HEIGHT	门架管路选用表 Hydraulic System Opitonal Parts			备注
	件39 自由缸胶管 60487S-02000 长度			Remark
3000	1680			Standard/标准
3300	1795			
3500	1885			
3750	2010			
4000	2010			
4250	2145			
4500	2160			
4750	2300			
5000	2300			
5500	2445			
6000	2695			

图100/Fig. 100

二级全自由门架管路系统(四联) / Hydraulic system mast (normal mast m)

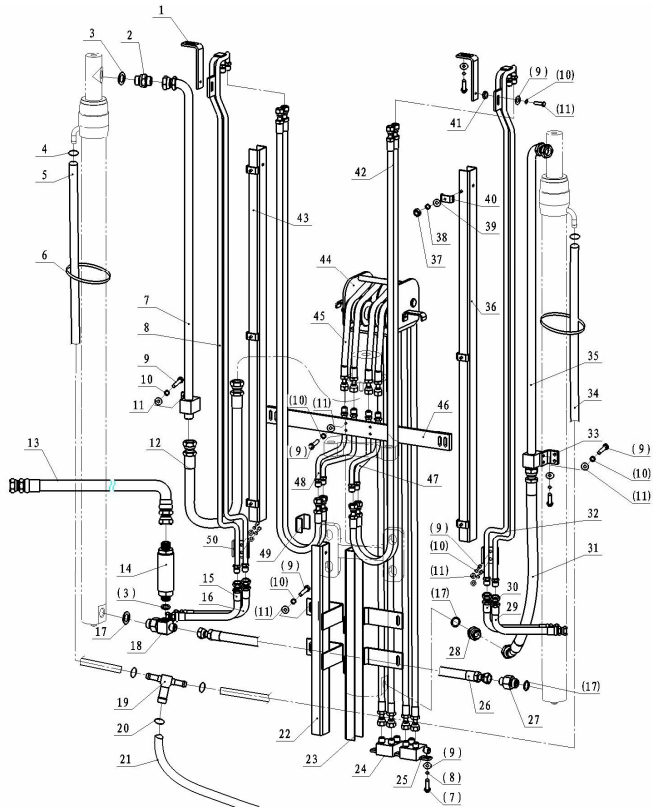
FD50-70T-MGH2,FD50-70T-MGH3

FD50-70T-MGO2,FD50-70T-MGO3

FD50-70T-MWF2,FD50-70T-MWF3

FD50-70T-MWJ2,FD50-70T-MWJ3

FD50-70T-MWH2,FD50-70T-MWH3



序号 Item No.	代号 Part No.	名称 Description	数量 Q'ty	备注 Remark
1	30387S-00003	Positioning plate 定位板	2	
2	60487-00001	Lift cylinder pipe connector 起升缸硬管接头	2	
3	GB/T1235-76	O-ring 30×3.1 O型圈 30×3.1	3	
4	QC/T390-1999	Hoop Φ22 双钢丝卡箍Φ22	4	
5	60487-05000	Return oil hose II 回油管II	1	
6	-	Cable tie 扎带	4	
7	60487-02000	Return oil pipe ass'y 起升缸回油硬管	1	
8	60487SS-01000	Guider Pipe ass'y 导槽硬管总成	1	
9	GB/T5783-2000	Bolt M8×25 螺栓M8×25	32	
10	GB/T93-1987	Washer 8 垫圈8	32	
11	GB/T97.1-2002	Washer 8 垫圈8	32	
12	60487-03000	Middle cylinder return oil hose 中缸回油胶管	1	
13	60486-00001	Flow regulator H.P. hose 限速阀胶管	1	
14	60486-01000	Flow regulator 限速阀	1	
15	60486S-00002	Adjusting pipe H.P. hose I 多路阀-调节硬管胶管I	1	
16	60486S-00003	Adjusting pipe H.P. hose II 多路阀-调节硬管胶管II	1	
17	GB/T1235-76	O-ring 30×3.5 O型圈 30×3.5	3	
18	60486-02000	Lift cylinder tee connector 起升缸三通	1	
19	60486-00004	Return oil tee connector 起升回油三通	1	
20	JB/T8870-1999	HoopΦ25 喉箍Φ25	1	
21	M6047600028	Return oil hose 起升回油胶管	1	

图100/Fig. 100

二级全自由门架管路系统(四联) / Hydraulic system mast (normal mast m)

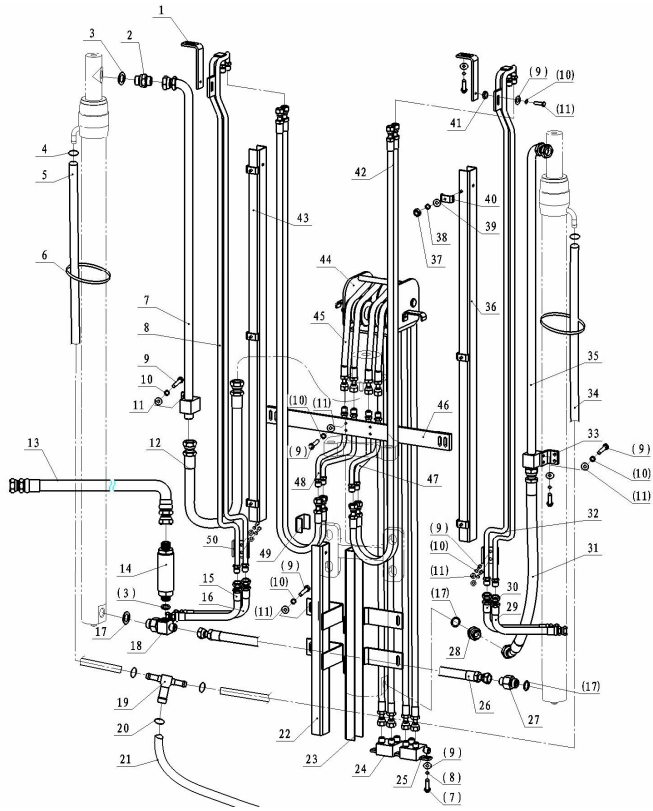
FD50-70T-MGH2,FD50-70T-MGH3

FD50-70T-MGO2,FD50-70T-MGO3

FD50-70T-MWF2,FD50-70T-MWF3

FD50-70T-MWJ2,FD50-70T-MWJ3

FD50-70T-MWH2,FD50-70T-MWH3



序号 Item No.	代号 Part No.	名称 Description	数量 Q'ty	备注 Remark
22	60487SS-02000	Guider II	1	导槽 II
23	60487S-06000	Guider II	1	导槽 II
24	60487SS-03000	Cross connector II	1	四通 II
25	60487S-09000	Cross connector I	1	四通 I
26	60486-00002	H.P. hose	1	起升缸之间胶管
27	60486-00003	Lift cylinder connector	1	起升缸接头
28	60487-00004	Middle cylinder connector	1	自由缸进油接头
29	60486SS-00001	Adjusting pipe H.P. hose I	1	多路阀-调节硬管胶管 I
30	60486SS-00002	Adjusting pipe H.P. hose II	1	多路阀-调节硬管胶管 II
31	60487-00002	Middle cylinder H.P. hose	1	中间缸进油胶管
32	60487S-03000	Guider Pipe ass'y	1	导槽硬管总成
33	60487-00003	Pipe bracket	2	硬管支板
34	60487-04000	Return oil hose I	1	回油管 I
35	60487-01000	Pipe aas'y	1	起升缸进油硬管
36	60487S-04000	Guider I	1	导槽 I
37	GB/T6170-2000	Nut M6	6	螺母M6
38	GB/T93-1987	Washer 6	6	垫圈6
39	GB/T97.1-2002	Washer 6	6	垫圈6
40	30387S-00004	Pipe clip II	6	硬管固定夹 II
41	GB/T6170-2000	Nut M8	2	螺母M8
42	60487S-01000	Guider H.P. hose	4	自由缸-硬管胶管

图100/Fig. 100

二级全自由门架管路系统(四联) / Hydraulic system mast (normal mast m)

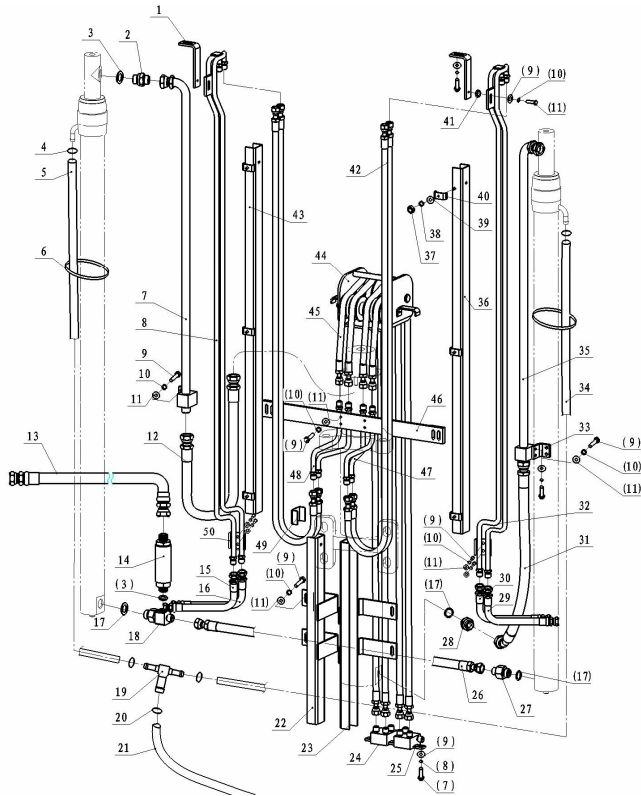
FD50-70T-MGH2,FD50-70T-MGH3

FD50-70T-MGO2,FD50-70T-MGO3

FD50-70T-MWF2,FD50-70T-MWF3

FD50-70T-MWJ2,FD50-70T-MWJ3

FD50-70T-MWH2,FD50-70T-MWH3



序号 Item No.	代号 Part No.	名称 Description	数量 Q'ty	备注 Remark
43	60487SS-04000	Guider I	1	导槽 I
44	60487S-07000	Pulley ass'y	1	滑轮组件
45	60487S-02000	Middle cylinder H.P. hose	4	自由缸胶管
46	60487S-08000	Connecting pipefixed plate	1	转接硬管固定板
47	60487S-05000	Connecting pipe I	1	转接硬管 I
48	60487SS-08000	Connecting pipe II	1	转接硬管 II
49	60487S-00001	Pipe clip	2	硬管固定夹
50	60487S-00002	Plate	2	压板

图100/ Fig. 100

二级全自由门架管路选用表 (四联) / Hydraulic system mast (normal mast m)

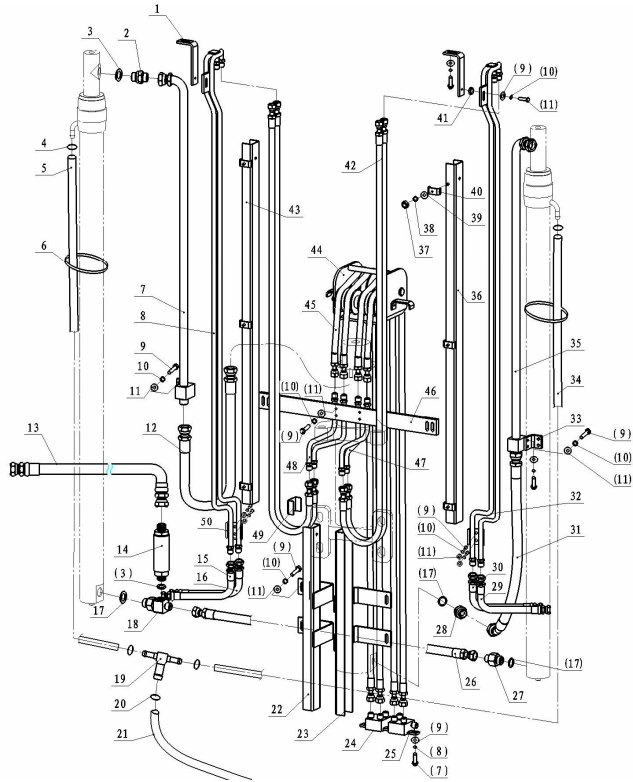
FD50-70T-MGH2,FD50-70T-MGH3

FD50-70T-MGO2,FD50-70T-MGO3

FD50-70T-MWF2,FD50-70T-MWF3

FD50-70T-MWJ2,FD50-70T-MWJ3

FD50-70T-MWH2,FD50-70T-MWH3



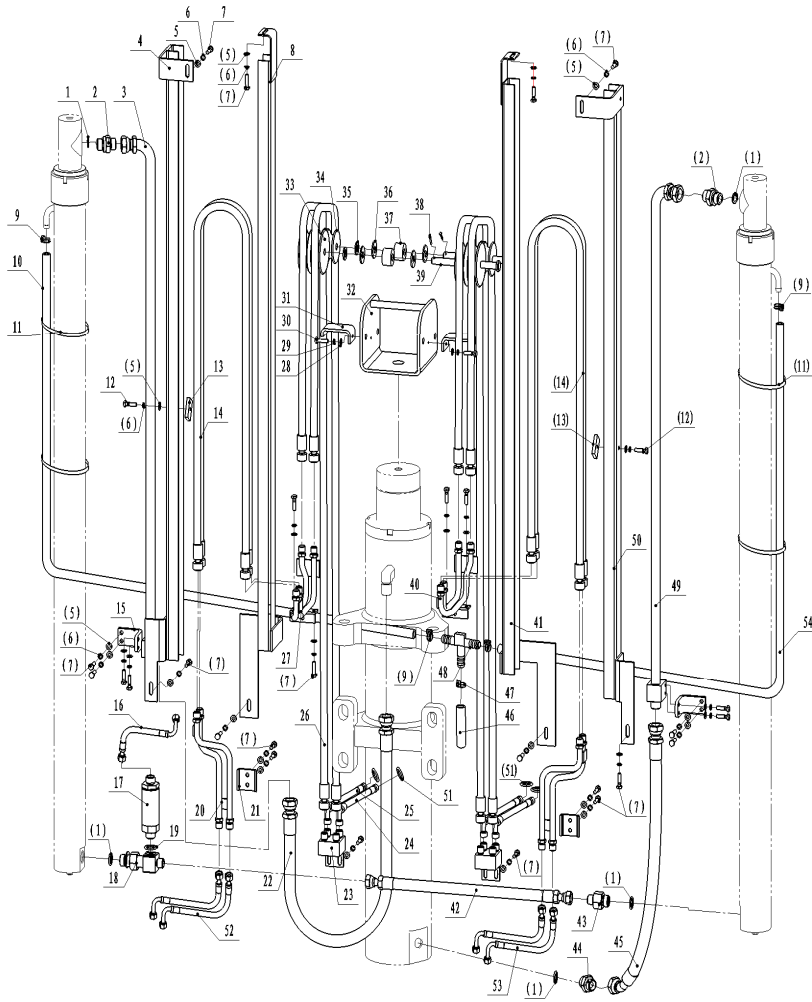
起升高 度 IFTING HEIGHT	门架管路选用表 Hydraulic System Opitonal Parts			备注	
	件8导槽硬管总成左 60487SS-01000 长 度	件22导槽 II 60487SS-02000 长 度	件38导槽 I 左 70487SS-04000 长度	Remark	
3000	1675		555	1170	Standard/标准
3300	1825		590	1245	
3500	1925		590	1420	
3750	2050		590	1545	
4000	2225		765	1720	
4250	2350		765	1845	
4500	2475		865	1970	
4750	2600		865	2095	
5000	2725		990	2220	
5500	3025		1140	2520	
6000	3725		1140	2770	

图101/ Fig. 101

二级全自由门架管路系统(四联) / HYDRAULIC SYSTEM MAST(NORMAL MAST M)

FD80-100T-MGO2,FD80-100T-MGO3

FD80-100T-MWF2,FD80-100T-MWF3



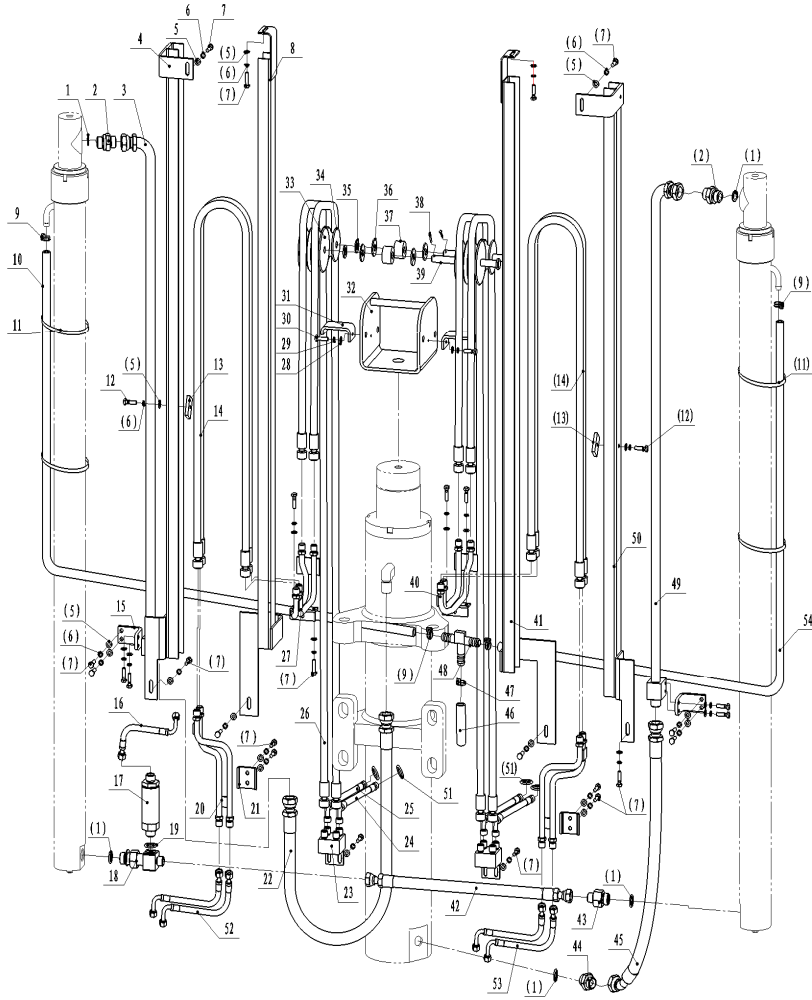
序号 Item No.	代号 Part No.	名称 Description	数量 Q'ty	备注 Remark
A	10A87SS-00000	Mast hydraulic system	1	门架管路系统
1	GB1235-76	O-ring 35×3.5	4	0型密封圈35×3.5
2	60487-00001	Pipe connector	2	起升缸硬管接头
3	60487-02000	Return oil pipe ass'y	1	起升缸回油硬管
4	10A87SS-05000	Outer mast ass'yGuider II	1	外门架导槽II
5	GB/T97.1-2002	Washer 8	30	垫片8
6	GB/T93-1987	Washer 8	30	垫圈8
7	GB/T5783-2000	Bolt M8×25	28	螺栓M8×25
8	10A87SS-06000	Inner mast ass'yGuider II	1	内门架导槽II
9	QC/T390-1999	Hoop Φ24	4	双钢丝卡箍Φ24
10	10A87SS-07000	Return oil hose II	1	回油管II
11	-	Cable tie	4	扎带
12	GB/T5783-2000	Bolt M8×16	2	螺栓M8×16
13	30387S-07001	Plate	2	地板
14	10A87SS-02000	Pulley H.P. hose I	4	滑轮胶管I
15	10A87SS-00003	Pipe bracket	2	硬管支板
16	10A86SS-00004	Flow regulator H.P. hose	1	限速阀胶管
17	10A86SS-03000	Flow regulator	1	限速阀
18	10A86SS-07000	Lift cylinder tee connector	1	起升缸三通
19	GB1235-76	O-ring 35×3.1	1	0型密封圈35×3.1
20	10A87SS-12000	Pipe ass'y	1	进油硬管总成
21	60487S-00002	Plate	2	压板
22	60487-03000	Middle cylinder return oil hose	1	中间缸回油胶管
23	10A87SS-13000	Cross connector ass'y	2	四通总成
24	10A87SS-00004	Positioning H.P. hose I	2	调距胶管I

图101/ Fig. 101

二级全自由门架管路系统(四联) / HYDRAULIC SYSTEM MAST(NORMAL MAST M)

FD80-100T-MGO2,FD80-100T-MGO3

FD80-100T-MWF2,FD80-100T-MWF3



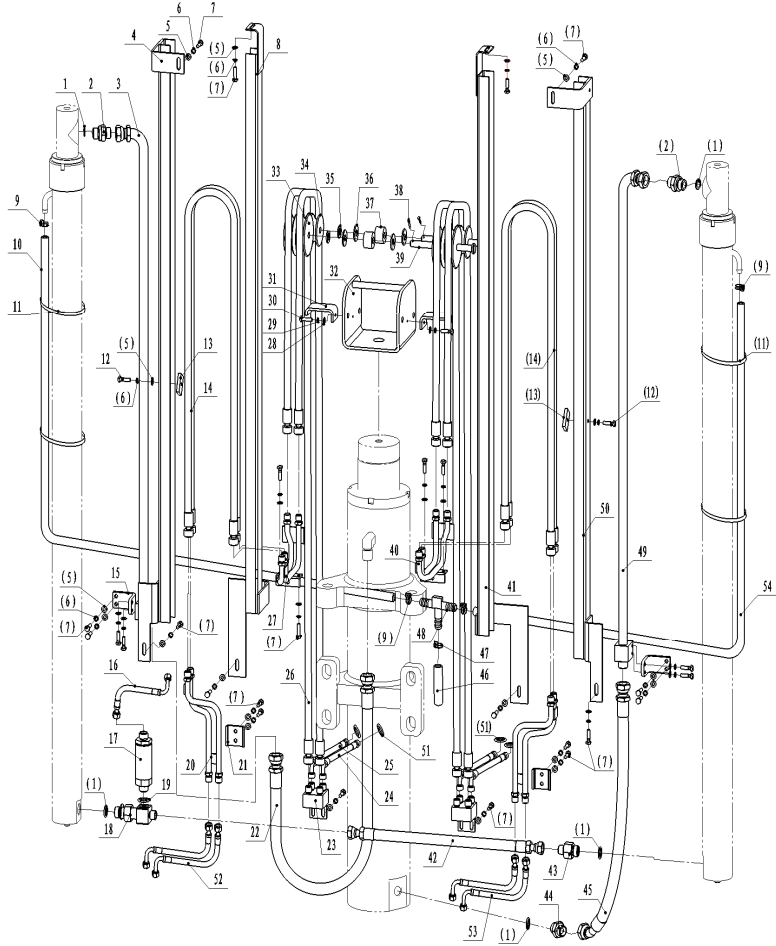
序号 Item No.	代号 Part No.	名称 Description	数量 Q'ty	备注 Remark
A	10A87SS-00000	Mast hydraulic system	1	门架管路系统
25	10A87SS-00005	Positioning H.P. hose II	2	调距胶管 II
26	10A87SS-09000	Pulley H.P. hose II	4	滑轮胶管 II
27	10A87SS-11000	Connecting pipe II	1	转接硬管 II
28	GB/T97.1-2002	Washer 6	2	垫片6
29	GB/T93-1987	Washer 6	2	垫圈6
30	GB/T5783-2000	Bolt M6×8	2	螺栓M6×8
31	10A87SS-08004	Hose hoop	2	护板
32	10A87SS-08100	Bracket	1	支架
33	10A87SS-08002	Pulley ass'y	2	滑轮组
34	10A87SS-08003	Small pulley ass'y	2	小滑轮组
35	GB/T97.1-2002	Washer 16	2	垫圈 16
36	60487S-07101	Bushing L=3	4	衬套L=3
37	60487S-07102	Bushing L=24	2	衬套L=24
38	GB/T91-2000	Cotter pin 3.2×25	2	开口销3.2×25
39	10A87SS-08001	Shaft	2	轴
40	10A87SS-10000	Connecting pipe I	1	转接硬管 I
41	10A87SS-03000	Inner mast ass'y/Guider I	5	内门架导槽 I
42	10A87SS-00001	H.P. hose	1	起升缸之间胶管
43	10A86SS-00010	Lift cylinder connector	1	起升缸接头
44	45487S-01000	Pipe ass'y	1	进油硬管总成
45	60487-00004	Middle cylinder connector	1	自由缸进油接头
46	10A87SS-00002	Middle cylinder H.P. hose	1	中间缸进油胶管
47	QC/T390-1999	Hoop Φ28	1	双钢丝卡箍Φ28
48	60486-00004	Return oil tee connector	1	起升回油三通

图101/Fig. 101

二级全自由门架管路系统(四联) / HYDRAULIC SYSTEM MAST(NORMAL MAST M)

FD80-100T-MGO2,FD80-100T-MGO3

FD80-100T-MWF2,FD80-100T-MWF3



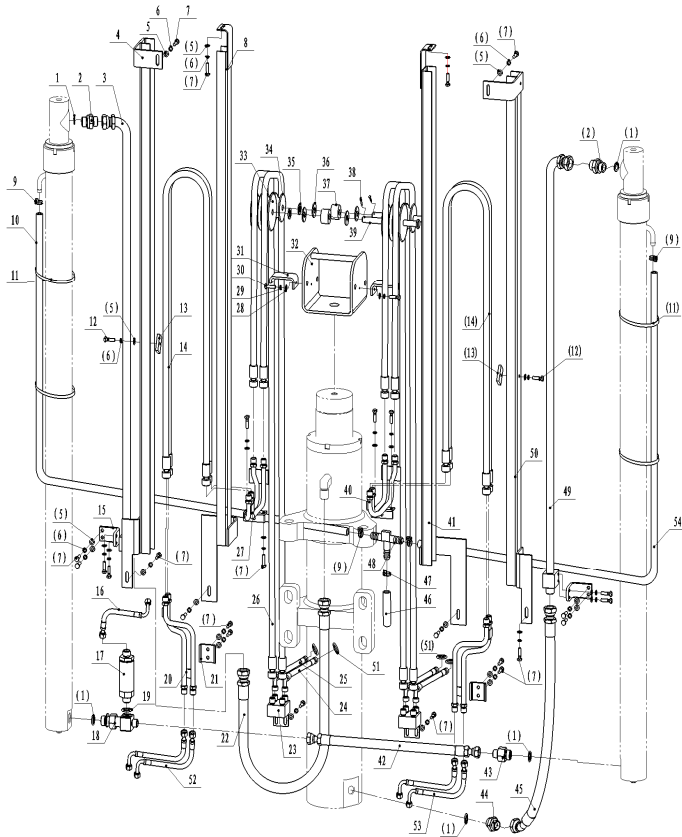
序号 Item No.	代号 Part No.	名称 Description	数量 Q'ty	备注 Remark
A	10A87SS-00000	Mast hydraulic system 门架管路系统	1	
49	60487-01000	Pipe ass'y 起升缸进油硬管	1	
50	10A87SS-04000	Outer mast ass'y/Guider I 外门架导槽 I	1	
51	GB3452.1-1992	O-ring 8×2.65 O型密封圈8×2.65	4	
52	60488S-00004	Adjusting pipe H.P. hose 多路阀-进油接头胶管	2	
53	60486SS-00002	Adjusting pipe H.P. hose II 多路阀-调节硬管胶管 II	2	
54	10A87SS-01000	Return oil hose I 回油管 I	1	

图101/ Fig. 101

二级全自由门架管路系统(四联)/HYDRAULIC SYSTEM MAST (NORMAL MAST M)

FD80-100T-MGO2,FD80-100T-MGO3

FD80-100T-MWF2,FD80-100T-MWF3



管路系统选用件-硬管总成
Mast Piping Optional Parts

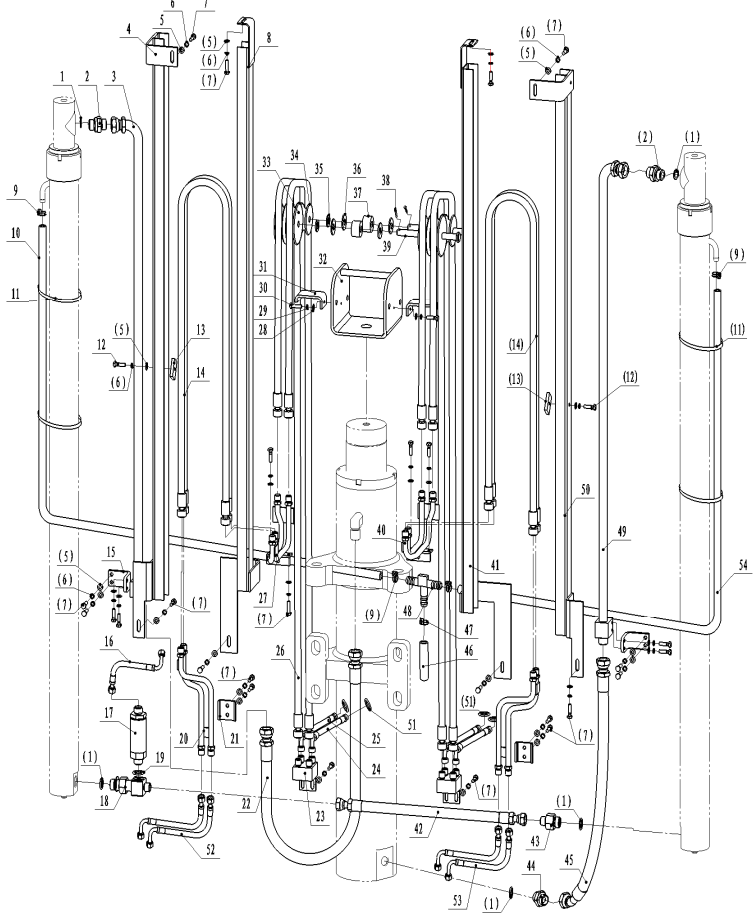
起升高度 LIFTING HEIGHT	60487-02000 (件3)长度 PLASTIC HOSE	60487-01000 件(54)长度 PLASTIC HOSE	备注 REMARK
3000	1225	1225	Standard/标准
3300	1375	1375	
3500	1475	1475	
3750	1600	1600	
4000	1775	1775	
4250	1900	1900	
4500	2025	2025	
4750	2150	2150	
5000	2275	2275	
5500	2575	2575	
6000	2825	2825	

图101/ Fig. 101

二级全自由门架管路系统(四联)/HYDRAULIC SYSTEM MAST(NORMAL MAST M)

FD80-100T-MGO2,FD80-100T-MGO3

FD80-100T-MWF2,FD80-100T-MWF3



管路系统选用件-滑轮胶管
Mast Piping Optional Parts

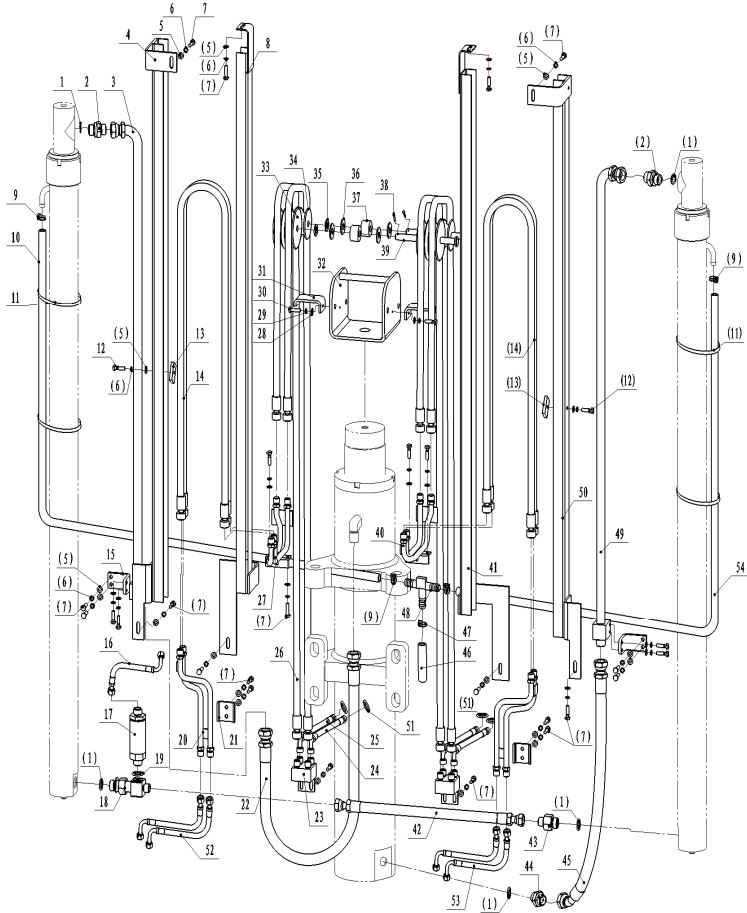
起升高度 LIFTING HEIGHT	10A87SS-02000 (件14) 长度 PLASTIC HOSE	10A87SS-09000 (件36) 长度 PLASTIC HOSE	备注 REMARK
3000	2160	2210	Standard/标准
3300	2336	2370	
3500	2445	2470	
3750	2560/2530 (13.5.6更改)	2610/2580 (13.5.6更改)	
4000	2736	2770	
4250	2860/2830 (13.5.6更改)	2896	
4500	2986	3020	
4750	3110/3080 (13.5.6更改)	3146	
5000	3210	3270	
5500	3510	3570	
6000	3760/3710 (13.5.6更改)	3810/3760 (13.5.6更改)	

图101/ Fig. 101

二级全自由门架管路系统(四联)/HYDRAULIC SYSTEM MAST (NORMAL MAST M)

FD80-100T-MGO2,FD80-100T-MGO3

FD80-100T-MWF2,FD80-100T-MWF3



管路系统选用件 -外门架导槽
Mast Piping Optional Parts

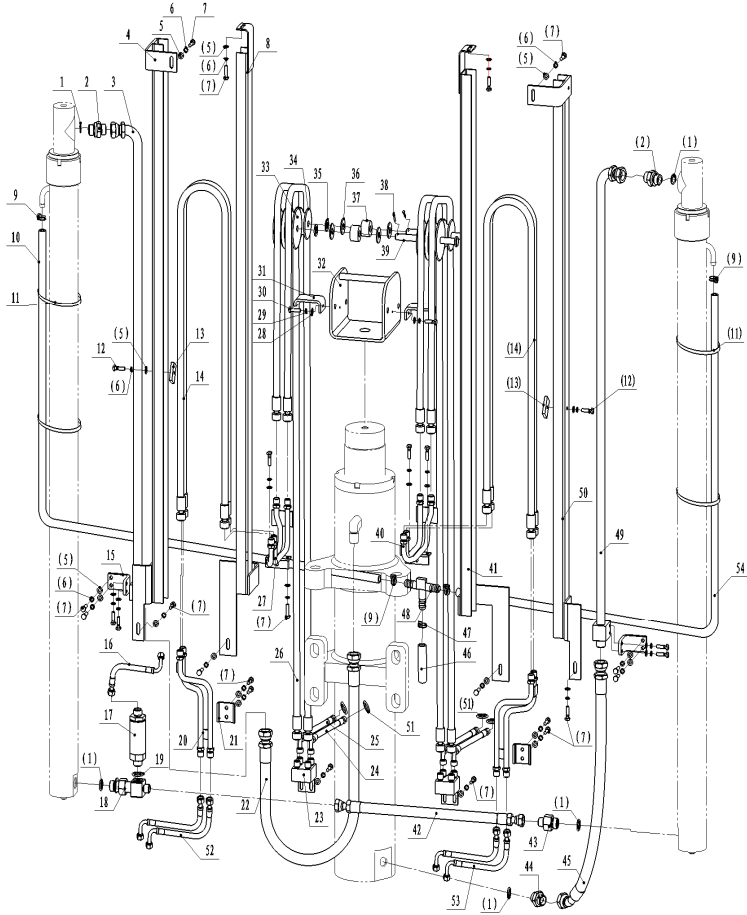
起升高度 LIFTING HEIGHT	10A87SS-05000 (件4) 长度 PLASTIC HOSE	10A87SS-04000 (件55)长度 PLASTIC HOSE	备注 REMARK
3000	1610	1610	Standard/标准
3300	1760	1760	
3500	1860	1860	
3750	1985	1985	
4000	2160	2160	
4250	2285	2285	
4500	2410	2410	
4750	2535	2535	
5000	2660	2660	
5500	2960	2960	
6000	3210	3210	

图101/ Fig. 101

二级全自由门架管路系统(四联)/HYDRAULIC SYSTEM MAST (NORMAL MAST M)

FD80-100T-MGO2,FD80-100T-MGO3

FD80-100T-MWF2,FD80-100T-MWF3



管路系统选用件-内门架导槽
Mast Piping Optional Parts

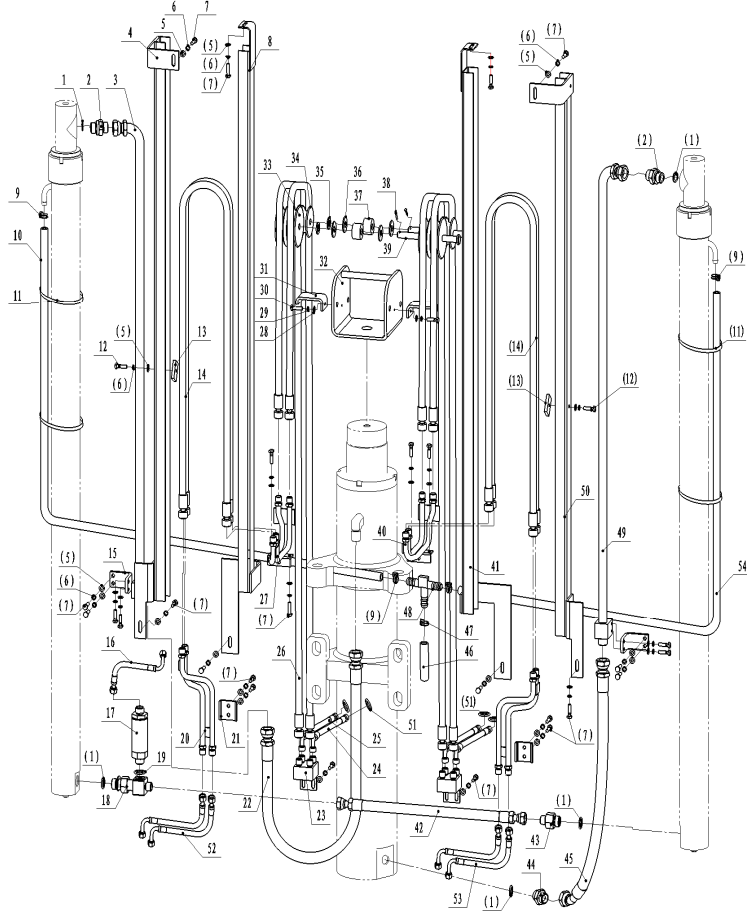
起升高度 LIFTING HEIGHT	10A87SS-06000 (件8) 长度 PLASTIC HOSE	10A87SS-03000 (件44) 长度 PLASTIC HOSE	备注 REMARK
3000	1687	1687	Standard/标准
3300	1837	1837	
3500	1937	1937	
3750	2062	2062	
4000	2237	2237	
4250	2362	2362	
4500	2487	2487	
4750	2612	2612	
5000	2737	2737	
5500	3037	3037	
6000	3287	3287	

图101/ Fig. 101

二级全自由门架管路系统(四联)/HYDRAULIC SYSTEM MAST (NORMAL MAST M)

FD80-100T-MGO2,FD80-100T-MGO3

FD80-100T-MWF2,FD80-100T-MWF3



管路系统选用件-回油胶管
Mast Piping Optional Parts

起升高度 LIFTING HEIGHT	10A87SS-07000 (件10)长度 PLASTIC HOSE	10A87SS-01000 (件53)长度 PLASTIC HOSE	备注 REMARK
3000	1800	1580	Standard/标准
3300	1950	1730	
3500	2075	1830	
3750	2200	2010	
4000	2380	2150	
4250	2450	2275	
4500	2575	2380	
4750	2700	2505	
5000	2825	2630	
5500	3150	2950	
6000	3400	3180	

图102/ Fig. 102

三级全自由门架管路系统(二联) / Hydraulic system mast (normal mast m)

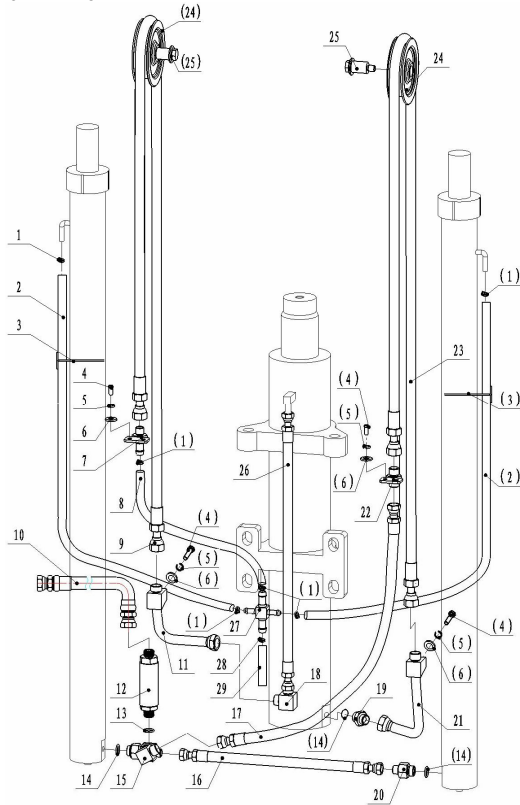
FD50-70T-MGH2,FD50-70T-MGH3

FD50-70T-MGO2,FD50-70T-MGO3

FD50-70T-MWF2,FD50-70T-MWF3

FD50-70T-MWJ2,FD50-70T-MWJ3

FD50-70T-MWH2,FD50-70T-MWH3



序号 Item No.	代号 Part No.	名称 Description	数量 Q'ty	备注 Remark
1	QC/T390-1999	Hoop Φ24 双钢丝卡箍Φ24	6	
2	60488-10000	Return oil hose 起升回油管	2	
3	-	Cable tie 扎带	2	
4	GB/T5783-2000	Bolt M10×1.5×20 螺栓M10×1.5×20	6	
5	GB/T93-1987	Washer 10 垫圈10	6	
6	GB/T97.1-2002	Washer 10 垫圈10	6	
7	60488-01000	Return oil connector 回油接头	1	
8	60488-00005	Return oil hose 回油管	1	
9	60488-02000	Pulley H.P. hose I 滑轮胶管 I	1	
10	60486-00001	Flow regulator H.P. hose 限速阀胶管	1	
11	60488-03000	Connecting pipe I 转接硬管 I	1	
12	60486-01000	Flow regulator 限速阀	1	
13	GB/T1235-76	O-ring 30×3.1 O型圈 30×3.1	1	
14	GB/T1235-76	O-ring 30×3.5 O型圈 30×3.5	3	
15	60488-04000	Cross connector ass'y 四通总成	1	
16	60486-00002	H.P. hose 起升缸之间胶管	1	
17	60488-00001	H.P. hose 进油胶管	1	
18	60488-00005	Angle connector 直角接头	1	
19	60488-00002	Middle cylinder connector 自由缸进油接头	1	
20	60486-00003	Lift cylinder connector 起升缸接头	1	
21	60488-05000	Connecting pipe II 转接硬管 II	1	

图102/ Fig. 102

三级全自由门架管路系统(二联) / Hydraulic system mast (normal mast m)

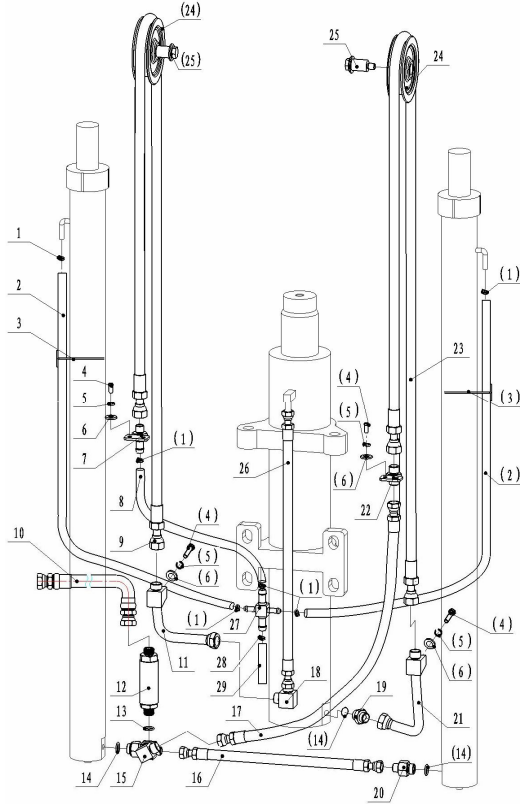
FD50-70T-MGH2,FD50-70T-MGH3

FD50-70T-MGO2,FD50-70T-MGO3

FD50-70T-MWF2,FD50-70T-MWF3

FD50-70T-MWJ2,FD50-70T-MWJ3

FD50-70T-MWH2,FD50-70T-MWH3

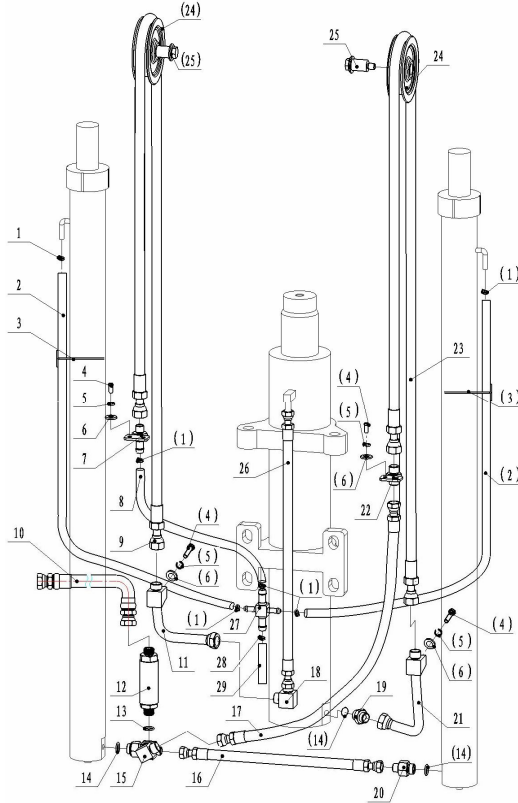


序号 Item No.	代号 Part No.	名称 Description	数量 Q'ty	备注 Remark
22	60488-06000	Connector 进油接头	1	
23	60488-07000	Pulley H.P. hose II 滑轮胶管 II	1	
24	60488-00003	Pulley 滑轮	2	
25	60488-00004	Step bolt 台阶螺栓	2	
26	60488-08000	Middle cylinder return oil hose 中缸回油管	1	
27	60488-09000	Cross connector 回油四通	1	
28	QC/T390-1999	Hoop Φ28 双钢丝卡箍 Φ28	1	
29	M6047600028	Return oil hose 起升回油胶管	1	

图102/ Fig. 102

三级全自由门架管路选用表 (二联) / Hydraulic system mast (normal mast m)

FD50-70T-MGH2,FD50-70T-MGH3
 FD50-70T-MGO2,FD50-70T-MGO3
 FD50-70T-MWF2,FD50-70T-MWF3
 FD50-70T-MWJ2,FD50-70T-MWJ3
 FD50-70T-MWH2,FD50-70T-MWH3



起升高 度 IFTING HEIGHT	门架管路选用表 Hydraulic System Opitonal Parts			备注
	件36自由缸回油胶管 70488-00013 长度			Remark
4000	700			Standard/标准
4350	750			
4500	775			
4800	830			
5000	880			
5400	950			
6000	1100			

图103/ Fig. 103

三级全自由门架管路系统(三联) / Hydraulic system mast (normal mast m)

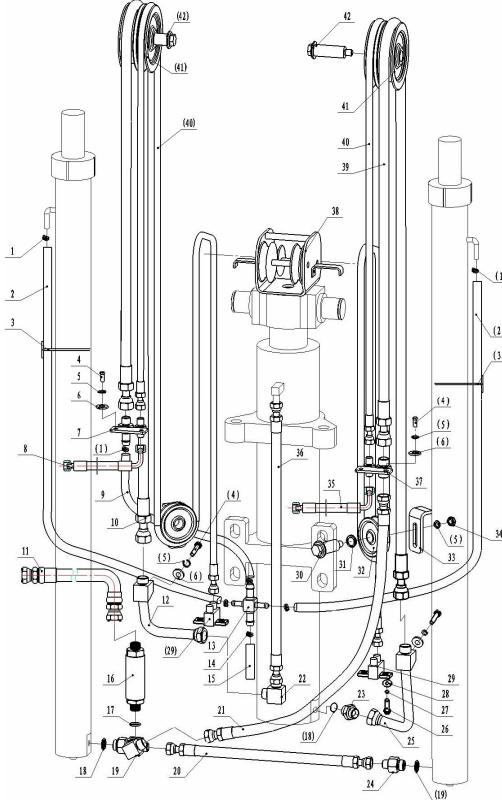
FD50-70T-MGH2,FD50-70T-MGH3

FD50-70T-MGO2,FD50-70T-MGO3

FD50-70T-MWF2,FD50-70T-MWF3

FD50-70T-MWJ2,FD50-70T-MWJ3

FD50-70T-MWH2,FD50-70T-MWH3



序号 Item No.	代号 Part No.	名称 Description	数量 Q'ty	备注 Remark
1	QC/T390-1999	Hoop Φ24	6	双钢丝卡箍Φ24
2	60488-10000	Return oil hose	2	起升回油管
3	-	Cable tie	2	扎带
4	GB/T5783-2000	Bolt M10×1.5×20	6	螺栓M10×1.5×20
5	GB/T93-1987	Washer 10	6	垫圈10
6	GB/T97.1-2002	Washer 10	6	垫圈10
7	60488S-01000	Return oil connector	1	回油转接接头
8	60488S-00001	Way valve-Return oil connector hose	1	多路阀-回油接头胶管
9	60488-00005	Hose	100	
10	60488-02000	Pulley H.P. hose I	1	滑轮胶管 I
11	60486-00001	Flow regulator H.P. hose	1	限速阀胶管
12	60488-03000	Connecting pipe I	1	转接硬管 I
13	60488-09000	Cross connector	1	回油四通
14	QC/T390-1999	Hoop Φ28	1	双钢丝卡箍Φ28
15	M6047600028	Return oil hose	1	起升回油胶管
16	60486-01000	Flow regulator	1	限速阀
17	GB/T1235-76	O-ring 30×3.1	1	O型圈 30×3.1
18	GB/T1235-76	O-ring 30×3.5	3	O型圈 30×3.5
19	60488-04000	Cross connector ass'y	1	四通总成
20	60486-00002	H.P. hose	1	起升缸之间胶管
21	60488-00001	H.P. hose	1	进油胶管

图103/ Fig. 103

三级全自由门架管路系统(三联) / Hydraulic system mast (normal mast m)

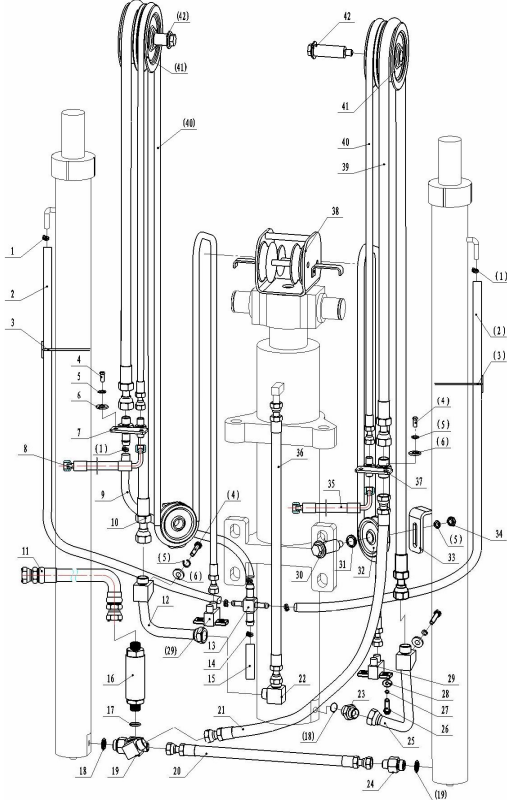
FD50-70T-MGH2,FD50-70T-MGH3

FD50-70T-MGO2,FD50-70T-MGO3

FD50-70T-MWF2,FD50-70T-MWF3

FD50-70T-MWJ2,FD50-70T-MWJ3

FD50-70T-MWH2,FD50-70T-MWH3



序号 Item No.	代号 Part No.	名称 Description	数量 Q'ty	备注 Remark
22	60488-00005	Angle connector 直角接头	1	
23	60488-00002	Middle cylinder connector 自由缸进油接头	1	
24	60486-00003	Lift cylinder connector 起升缸接头	1	
25	60488-05000	Connecting pipe II 转接硬管 II	1	
26	GB/T5783-2000	Bolt M8×25 螺栓M8×25	4	
27	GB/T93-1987	Washer 8 垫圈8	4	
28	GB/T97.1-2002	Washer 8 垫圈8	4	
29	60488S-02000	Connector 二通	2	
30	30388SS-00003	Step bolt 台阶螺栓	2	
31	30386S-00004	Sleeve 隔套	7	
32	60488S-00002	Pulley 下滑轮	2	
33	60488S-00003	PulleyBracket 下滑轮支架	2	
34	GB/T6170-2000	Nut M10 螺母M10	2	
35	60488S-00004	Adjusting pipe H.P. hose 多路阀-进油接头胶管	1	
36	60488-08000	Middle cylinder return oil hose 中缸回油管	1	
37	60488S-03000	Connector 进油转接接头	1	
38	60488S-04000	Pulley ass'y 滑轮组总成	1	
39	60488-07000	Pulley H.P. hose II 滑轮胶管 II	1	
40	60488S-05000	Pulley H.P. hose 滑轮胶管	2	
41	60488S-00005	Double groove pulley 双滑轮	2	
42	60488S-00006	Step bolt 台阶螺栓	2	

图104/ Fig. 104

三级全自由门架管路系统(四联) / Hydraulic system mast (normal mast m)

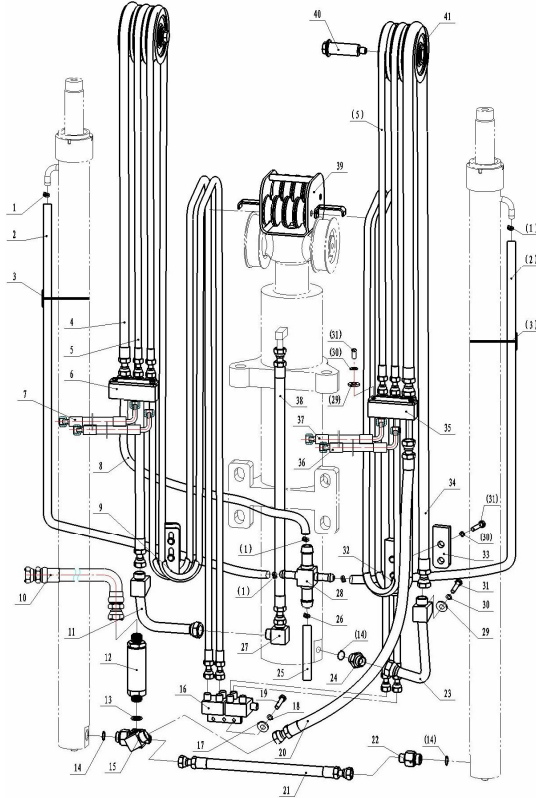
FD50-70T-MGH2,FD50-70T-MGH3

FD50-70T-MGO2,FD50-70T-MGO3

FD50-70T-MWF2,FD50-70T-MWF3

FD50-70T-MWJ2,FD50-70T-MWJ3

FD50-70T-MWH2,FD50-70T-MWH3



序号 Item No.	代号 Part No.	名称 Description	数量 Q'ty	备注 Remark
1	QC/T390-1999	Hoop Φ24	6	双钢丝卡箍Φ24
2	60488-10000	Return oil hose	2	起升回油管
3		Cable tie	4	扎带
4	60488-02000	Pulley H.P. hose I	1	滑轮胶管 I
5	60488S-05000	Pulley H.P. hose	4	滑轮胶管
6	60488SS-01000	Return oil connector	1	回油转接接头
7	60488S-00001	way valve-Return oil connector hose	2	多路阀-回油接头胶管
8	60488-00005	Return oil hose	1	回油管
9	60488SS-02000	Guider ass'y I	1	导槽总成 I
10	60486-00001	Flow regulator H.P. hose	1	限速阀胶管
11	60488-03000	Connecting pipe I	1	转接硬管 I
12	60486-01000	Flow regulator	1	限速阀
13	GB/T1235-76	O-ring 30×3.1	1	O型圈 30×3.1
14	GB/T1235-76	O-ring 30×3.5	3	O型圈 30×3.5
15	60488-04000	Cross connector ass'y	1	四通总成
16	60488SS-03000	Cross connector ass'y	1	四通总成
17	GB/T97.1-2002	Washer 8	3	垫圈8
18	GB/T93-1987	Washer 8	3	垫圈8
19	GB/T5783-2000	Bolt M8×25	3	螺栓M8×25
20	60488-00001	H.P. hose	1	进油胶管
21	60486-00002	H.P. hose	1	起升缸之间胶管

图104/ Fig. 104

三级全自由门架管路系统(四联) / Hydraulic system mast (normal mast m)

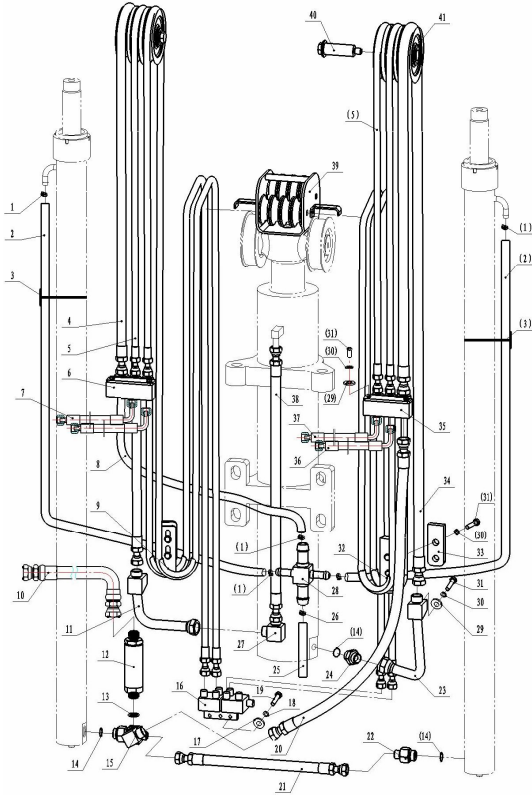
FD50-70T-MGH2,FD50-70T-MGH3

FD50-70T-MGO2,FD50-70T-MGO3

FD50-70T-MWF2,FD50-70T-MWF3

FD50-70T-MWJ2,FD50-70T-MWJ3

FD50-70T-MWH2,FD50-70T-MWH3



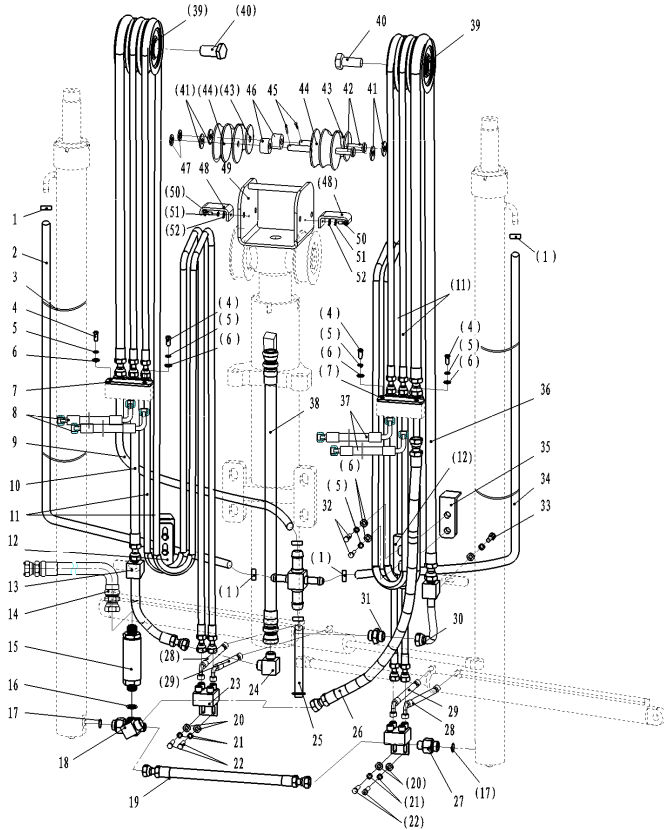
序号 Item No.	代号 Part No.	名称 Description	数量 Q'ty	备注 Remark
22	60486-00003	Lift cylinder connector	1	起升缸接头
23	60488-05000	Connecting pipe II	1	转接硬管 II
24	60488-00002	Middle cylinder connector	1	自由缸进油接头
25	M6047600028	Return oil hose	1	起升回油胶管
26	QC/T390-1999	Hoop Φ28	1	双钢丝卡箍 Φ28
27	60488-00005	Angle connector	1	直角接头
28	60488-09000	Cross connector	1	回油四通
29	GB/T97.1-2002	Washer 10	6	垫圈10
30	GB/T93-1987	Washer 10	10	垫圈10
31	GB/T5783-2000	Bolt M10×1.5×20	10	螺栓M10×1.5×20
32	60488SS-04000	Guider ass'y II	1	导槽总成 II
33	60488SS-00001	fixed plate	2	固定板
34	60488-07000	Pulley H.P. hose II	1	滑轮胶管 II
35	60488SS-05000	Connector	1	进油转接接头
36	60488S-00004	Adjusting pipe H.P. hose	1	多路阀-进油接头胶管
37	60488SS-00002	Adjusting pipe H.P. hose II	1	多路阀-进油接头胶管 II
38	60488-08000	Middle cylinder return oil hose	1	中缸回油管
39	60488SS-06000	Pulley ass'y	1	滑轮组总成
40	60488SS-00003	Step bolt	2	台阶螺栓
41	60488SS-00004	Pulley	2	滑轮

图105/ Fig. 105

三级全自由门架管路系统(四联) / HYDRAULIC SYSTEM MAST (NORMAL MAST M)

FD80-100T-MGO2,FD80-100T-MGO3

FD80-100T-MWF2,FD80-100T-MWF3



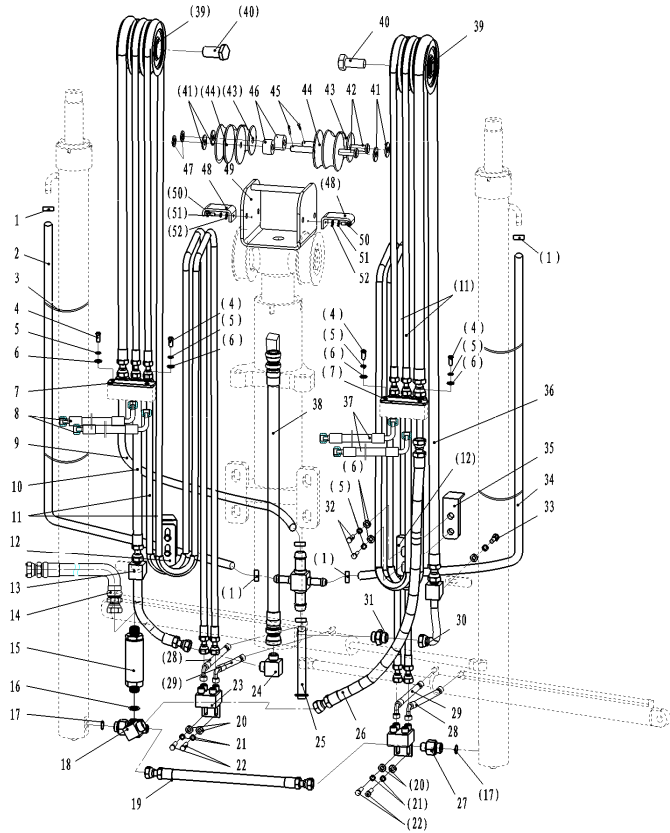
序号 Item No.	代号 Part No.	名称 Description	数量 Q'ty	备注 Remark
1	QC/T390-1999	Hoop Φ24 双钢丝卡箍Φ24	6	
2	10A88SS-01000	Return oil hose I 起升缸回油胶管 I	1	
3	-	Cable tie 扎带	4	
4	GB/T5783-2000	Bolt M10×25 螺栓M10×25	4	
5	GB/T97.1-2002	Washer 10 垫圈10	10	
6	GB/T93-1987	Washer 10 垫圈10	10	
7	60488SS-01000	Return oil connector 回油接头	1	
8	10A88SS-00005	Multi-way valve-Return oil connector hose I 多路阀-回油接头胶管 I	2	
9	60488-00005	Return oil hose I 回油管 I	1	
10	10A88SS-02000	Middle cylinder return oil hose I 中间缸回油胶管 I	1	
11	10A88SS-03000	4th spool H.P. hose 四联胶管	4	
12	10A88SS-04000	Guider ass'y(left) 导槽总成(左)	1	
13	10A88SS-11000	Connecting pipe I 硬接管 I	1	
14	10A86SS-00004	H.P. hose 高压胶管	1	
15	10A86SS-03000	Flow regulator 限速阀	1	
16	GB/T1235-76	O-ring 35×3.5 O型密封圈35×3.5	1	
17	GB/T1235-76	O-ring 30×3.5 O型密封圈30×3.5	2	
18	10A88SS-05000	Cross connector 四通接头	1	
19	10A86SS-00009	H.P. hose 起升缸之间胶管	1	
20	GB/T97.1-2002	Washer 8 垫圈8	4	
21	GB/T93-1987	Washer 8 垫圈8	4	

图105/ Fig. 105

三级全自由门架管路系统(四联) / HYDRAULIC SYSTEM MAST (NORMAL MAST M)

FD80-100T-MGO2, FD80-100T-MGO3

FD80-100T-MWF2, FD80-100T-MWF3



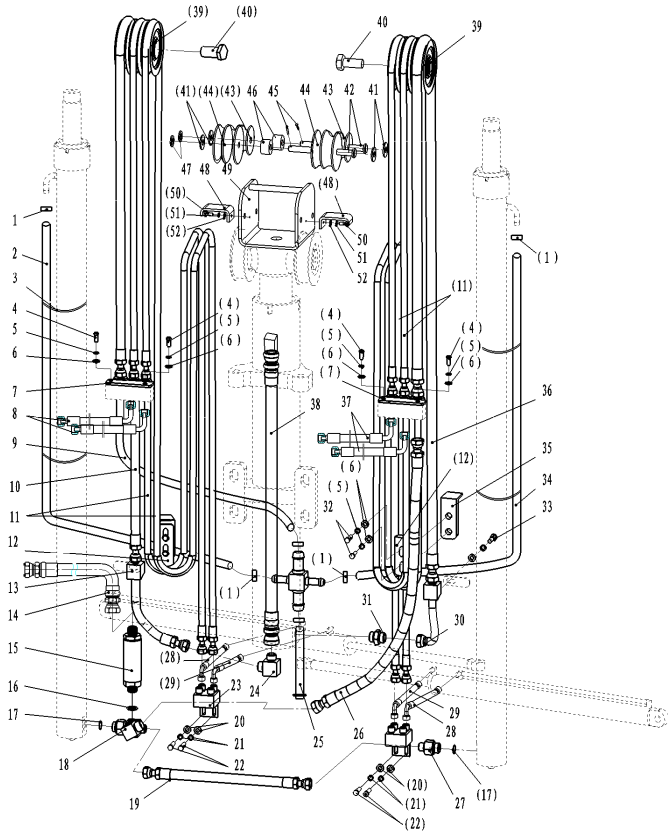
序号 Item No.	代号 Part No.	名称 Description	数量 Q'ty	备注 Remark
22	GB/T5783-2000	Bolt M8×16	4	螺栓M8×16
23	10A87SS-13000	Cross connector	2	四通总成
24	60488-00004	Angle connector	1	直角接头
25	10A76-00028	Return oil hose II	1	起升缸回油胶管 II
26	10A88SS-00001	Middle cylinder H.P. hose I	1	中间缸进油胶管 I
27	10A86SS-00010	Lift cylinder connector	1	提升缸进油接头
28	10A87SS-00006	Positioning H.P. hose II	2	调距叉胶管 II
29	10A87SS-00005	Positioning H.P. hose I	2	调距叉胶管 I
30	10A88SS-12000	Connecting pipe II	1	硬接管 II
31	60487-00004	Through connector	1	直通接头
32	GB/T5783-2000	Bolt M10×30	4	螺栓M10×30
33	GB/T5783-2000	Bolt M10×20	2	螺栓M10×20
34	10A88SS-08000	Return oil hose III	1	起升缸回油胶管 III
35	10A88SS-10000	Guider fixed plate ass'y	2	导槽固定板总成
36	10A88SS-06000	Middle cylinder H.P. hose II	1	中间缸进油胶管 II
37	10A88SS-00006	(Multi-way valve-Return oil connector) Hose II	1	(多路阀-回油接头) 胶管 II
38	10A88SS-09000	Middle cylinder return oil hose II	1	中间缸回油胶管 II
39	60488SS-00004	Pullely ass'y	2	滑轮组
40	60488SS-00003	Step bolt	2	台阶螺栓
41	60487S-07101	Bushing L=3	4	衬套L=3
42	10A87SS-08001	Shaft	2	轴

图105/ Fig. 105

三级全自由门架管路选用表 (四联) / HYDRAULIC SYSTEM MAST (NORMAL MAST M)

FD80-100T-MGO2, FD80-100T-MGO3

FD80-100T-MWF2, FD80-100T-MWF3



起升高 度 IFTING HEIGHT	门架管路选用表 Hydraulic System Opitonal Parts			备注
	10A88SS-01000 (件2)长度	10A88SS-08000 (件34)长度	10A88SS-02000 (件10)长度	Remark
3600	1800	1580	3020	Standard/标准
4000	1950	1730	3270	
4350	2075	1830	3524	
4500	2200	2010	3624	
4800	2380	2150	3824	
5000	2450	2275	4020	
5400	2575	2380	4274	
6000	2700	2505	4874	

图106/Fig. 106

货叉/Fork

FD50-70T-MGH2,FD50-70T-MGH3
 FD50-70T-MGO2,FD50-70T-MGO3
 FD50-70T-MWF2,FD50-70T-MWF3
 FD50-70T-MWJ2,FD50-70T-MWJ3
 FD50-70T-MWH2,FD50-70T-MWH3




序号 Item No.	代号 Part No.	名称 Description	数量 Q'ty	备注 Remark
1	M6048002000	Fork ass'y	2	5-6t
-	M7048001000	Fork ass'y	2	7t
2	M6048002101	Positioning pin	2	5-6t
-	M7048001101	Positioning pin	2	7t
3	M6048002102	Spring	2	5-6t
-	M7048001102	Spring	2	7t
4	M6048002103	Handle	2	5-6t
-	M7048001103	Handle	2	7t

图106/ Fig. 106

货叉选用件表 Fork optional parts

FD50-70T-MGH2,FD50-70T-MGH3
 FD50-70T-MGO2,FD50-70T-MGO3
 FD50-70T-MWF2,FD50-70T-MWF3
 FD50-70T-MWJ2,FD50-70T-MWJ3
 FD50-70T-MWH2,FD50-70T-MWH3




长度 LENGTH	货叉代号 PART NO.		备注 Remark
	5t,6t	7t	
1220	M6048002000	M7048001000	Standard/标准
1370	M6048002000/1	M7048001000/1	
1520	M6048002000/2	M7048001000/2	
1670	M6048002000/3	M7048001000/3	
1820	M6048002000/4	M7048001000/4	
1970	M6048002000/5	M7048001000/5	
2120	M6048002000/6	M7048001000/6	
2270	M6048002000/7	M7048001000/7	
2420	M6048002000/8	M7048001000/8	

图107/Fig. 107

货叉/Fork

FD80-100T-MGO2,FD80-100T-MGO3

FD80-100T-MWF2,FD80-100T-MWF3




序号 Item No.	代号 Part No.	名称 Description		数量 Q'ty	备注 Remark
1	10A80-07000	Fork ass'y(left)	左货叉总成	1	
-	10A80-16000	Fork ass'y(right)	右货叉总成	1	
2	GB1152-89	Nipple M10×1	油杯M10×1	2	
3	10A80-07004	Snap spring	挡圈	4	
4	10A80-07005	Shaft ass'y	轴套	2	
5	GB/T5783-2000	Bolt M6×12	螺栓 M6×12	12	

图107/ Fig. 107

货叉选用件表 Fork optional parts

FD80-100T-MGO2, FD80-100T-MGO3

FD80-100T-MWF2, FD80-100T-MWF3



长度 LENGTH	货叉代号 PART NO.		备注 Remark
	左货叉总成	右货叉总成	
1220	10A80-07000	10A80-16000	Standard/标准
1370	10A80-07000/1	10A80-16000/1	
1520	10A80-07000/2	10A80-16000/2	
1670	10A80-07000/3	10A80-16000/3	
1820	10A80-07000/4	10A80-16000/4	
1970	10A80-07000/5	10A80-16000/5	
2000	10A80-07000/6	10A80-16000/6	
2200	10A80-07000/7	10A80-16000/7	
2440	10A80-07000/8	10A80-16000/8	

图108/ Fig. 108

货叉架 (基本型) (型钢) / LIFT BRACKET (NORMAL MAST M)

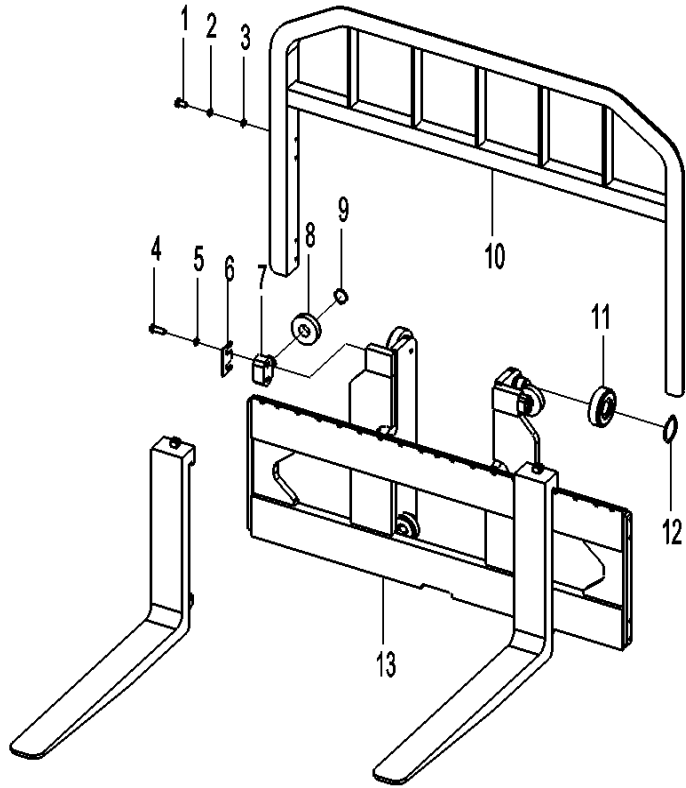
FD50-70T-MGH2,FD50-70T-MGH3

FD50-70T-MGO2,FD50-70T-MGO3

FD50-70T-MWF2,FD50-70T-MWF3

FD50-70T-MWJ2,FD50-70T-MWJ3

FD50-70T-MWH2,FD50-70T-MWH3

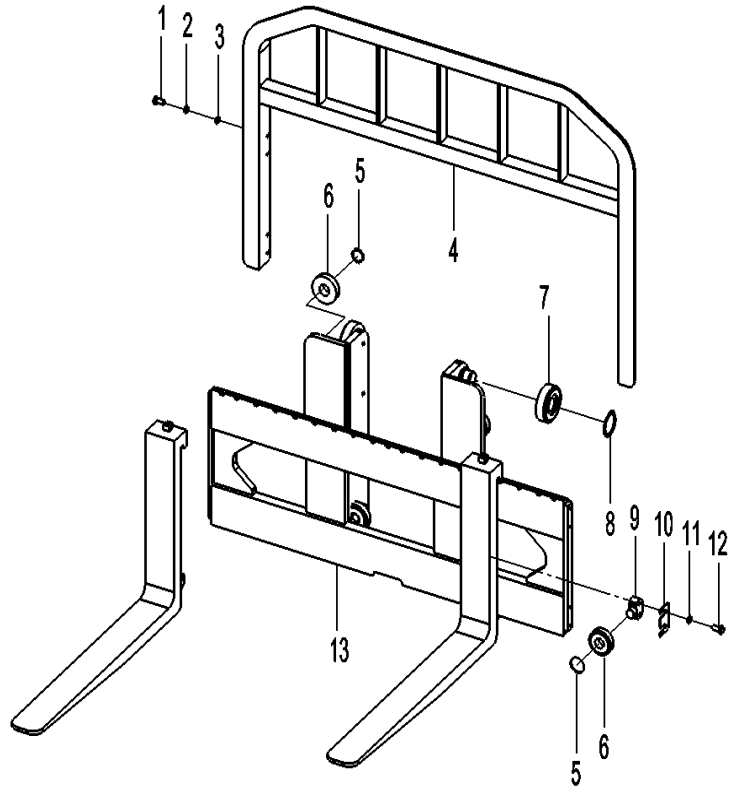


序号 Item No.	代号 Part No.	名称 Description	数量 Q'ty	备注 Remark
1	GB/T5786-2000	Bolt M14×1.5×30 螺栓 M14×1.5×30	8	
2	GB/T97.1-2002	Washer 14 垫圈 14	8	
3	GB/T93-1987	Washer 14 垫圈 14	8	
4	GB/T5785-2000	Bolt M22×1.5×65 螺栓 M22×1.5×65	8	
5	GB/T93-1987	Washer 22 垫圈 22	8	
6	M6048000002	Adjusting shim 调整垫片	4	
	M70074000008	Washer 垫片	4	2013.5
7	M70074004001	Side roller shaft 侧滚轮轴	4	
8	M70074004002	Side roller 侧滚轮	4	
	M1538011000	Side roller 侧滚轮	4	2013.5
9	GB/T894.1-2000	Snap spring 35 挡圈 35	4	
10	M6048001000	Backrest 挡货架	1	
11	M6048008000(X)	Main roller 纵滚轮	4	
12	GB/T894.1-2000	Snap spring 55 挡圈 55	4	
13	M6048003000(X)	Fork carriage 滑架	1	5-6t
-	M7048002000(X)	Fork carriage 滑架	1	7t

图109/ Fig. 109

货叉架（基本型）（槽钢）/ LIFT BRACKET (NORMAL MAST M)

70T/MGH2-MGH3-MGO2-MGO3-MWF2-MWF3-MWJ2-MWJ3-MWH2-MWH3



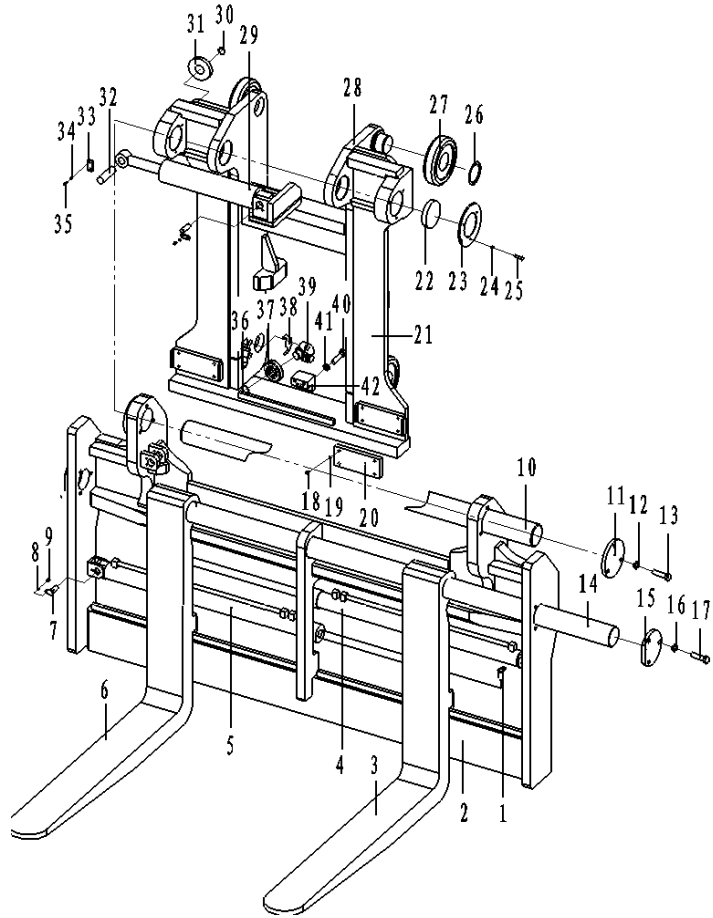
序号 Item No.	代号 Part No.	名称 Description	数量 Q'ty	备注 Remark	
1	GB/T5786-2000	Bolt M14×1.5×30	螺栓 M14×1.5×30	8	
2	GB/T97.1-2002	Washer 14	垫圈 14	8	
3	GB/T93-1987	Washer 14	垫圈 14	8	
4	M6048001000	Backrest	挡货架	1	
5	GB/T894.1-2000	Snap spring 35	挡圈 35	4	
6	M6048007000	Side roller	侧滚轮	4	
7	M6048008000	Main roller	纵滚轮	6	
8	GB/T894.1-2000	Snap spring 55	挡圈 55	6	
9	M6048000017	Side roller shaft	侧滚轮轴	2	
10	M6048000002	Adjusting shim	调整垫片	4	
	M70074000008	Washer	垫片	4	2013.5
11	GB/T93-1987	Washer 22	垫圈 22	8	
12	GB/T5785-2000	Bolt M22×1.5×65	螺栓 M22×1.5×65	8	
13	M7048002000	Fork carriage	滑架	1	7t

图110/ Fig. 110

货叉架（基本型）/ LIFT BRACKET (NORMAL MAST M)

FD80-100T-MGO2, FD80-100T-MGO3 , FD120T-MXWQ3

FD80-100T-MWF2, FD80-100T-MWF3



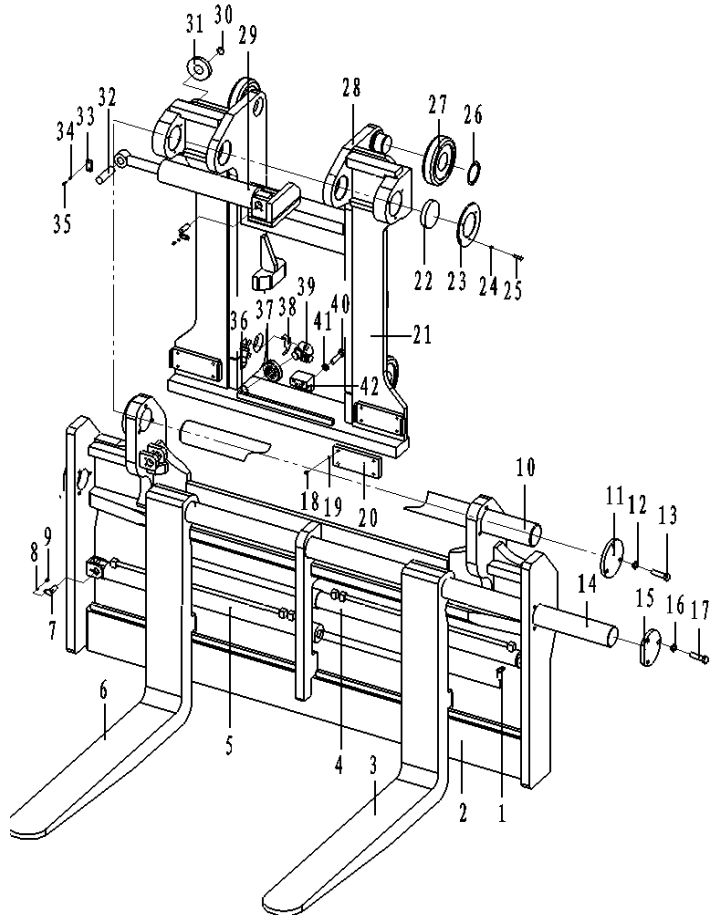
序号 Item No.	代号 Part No.	名称 Description	数量 Q'ty	备注 Remark
1	10A80-05000	Pin shaft II	销轴II	2
2	12A80X-04000	Transverse frame	移动架	2 12T
-	10AS26-02000	Transverse frame	移动架	2 8-10T
3	12A80X-05000	Fork ass'y(left)	左货叉总成	1 12T
-	10A80-07000	Fork ass'y(left)	左货叉总成	1 8-10T
4	10A80-14000	Positioning cylinder (left)	左调距缸	1
5	10A80-15000	Positioning cylinder(right)	右调距缸	1
6	12A80X-11000	Fork ass'y(right)	右货叉总成	1 12T
-	10A80-16000	Fork ass'y(right)	右货叉总成	1 8-10T
7	10A80-04000	Pin shaft I	销轴I	1
8	GB/T5783-2000	Bolt M8×16	螺栓M8×16	2
9	GB/T93-1987	Washer 8	垫圈8	2
10	12A80X-00004	Sideshifter shaft	侧移轴	1 12T
-	10AS26-00001	Sideshifter shaft	侧移轴	1 8-10T
11	12A80X-00005	Plate I	挡板I	2 12T
-	10AS26-00002	Plate I	挡板 I	2 8-10T
12	GB/T93-1987	Washer 16	垫圈16	6
13	GB/T5786-2000	Bolt M16×1.5×60	螺栓M16×1.5×60	6
14	10A80-00010	Shaft	轴	1
15	12A80X-00006	Platell	挡板II	2 12T
-	10AS26-00003	Platell	挡板 II	2 8-10T

图110/Fig. 110

货叉架 (基本型) /LIFT BRACKET (NORMAL MAST M)

FD80-100T-MGO2,FD80-100T-MGO3 ,FD120T-MXWQ3

FD80-100T-MWF2,FD80-100T-MWF3



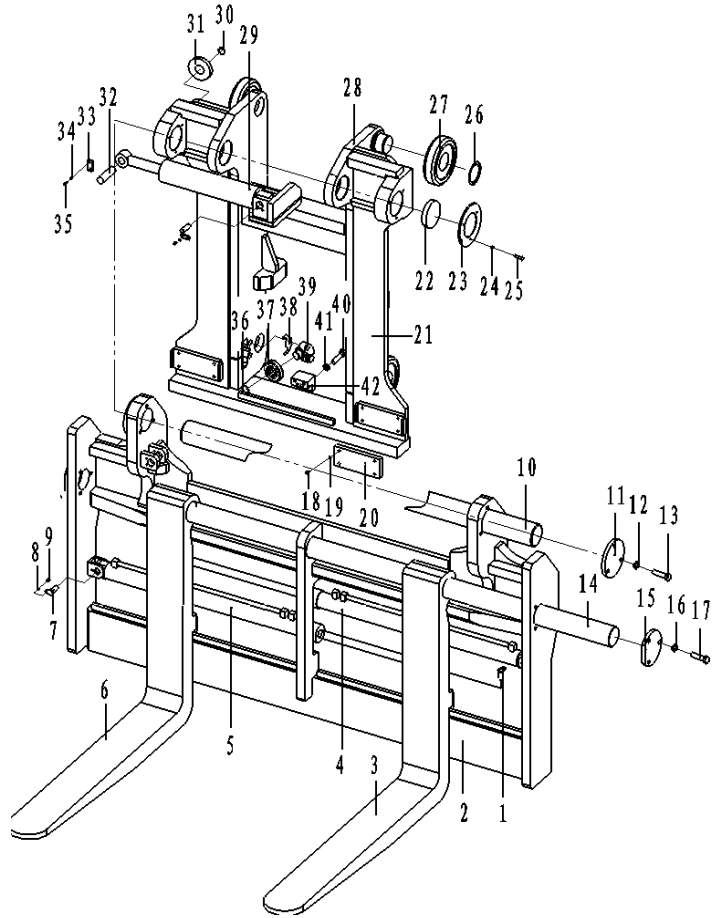
序号 Item No.	代号 Part No.	名称 Description	数量 Q'ty	备注 Remark	
16	GB/T93-1987	Washer 16	垫圈16	6	
17	GB/T5786-2000	Bolt M16×1.5×60	螺栓M16×1.5×60	6	
18	GB/T70.2-2000	Screw M10×25	内六角螺钉M10×25	8	
19	GB/T93-1987	Washer 10	垫圈10	8	
20	10AS26-00007	Slipper	滑块	2	
21	12A80X-03000	Fixed bracket	固定架	1	12T
-	10AS26-01000	Fixed bracket	固定架	1	8-10T
22	12A80X-00009	Bushing	钢背轴承9560	2	12T
-	10AS26-01009	Bushing	钢背轴承9060	2	8-10T
23	12A80X-00010	Snap spring	挡圈	8	12T
-	10AS26-01008	Snap spring	挡圈	8	8-10T
24	GB/T93-1987	Washer 8	垫圈8	24	
25	GB/T5783-2000	Bolt M8×20	螺栓M8×20	24	
26	GB/T894.1-2000	Snap spring 75	挡圈75	4	12T
-	GB/T894.1-2000	Snap spring 65	挡圈65	4	8-10T
27	12A80X-10000	Main roller	纵滚轮	4	12T
-	10A80-09000	Main roller	纵滚轮	4	8-10T
28	12A80X-00011	Bushing	钢背轴承9540	2	12T
-	10AS26-01011	Bushing	钢背轴承9040	2	8-10T
29	10AS26-03000	Sideshifter cylinder	侧移缸	1	
30	GB/T894.1-2000	Snap spring 45	挡圈45	2	

图110/Fig. 110

货叉架（基本型）/LIFT BRACKET(NORMAL MAST M)

FD80-100T-MGO2,FD80-100T-MGO3 ,FD120T-MXWQ3

FD80-100T-MWF2,FD80-100T-MWF3



序号 Item No.	代号 Part No.	名称 Description	数量 Q'ty	备注 Remark
31	12A80X-06000	Side roller I	2	侧滚轮I 12T
-	10A80-10000	Roller	2	滚轮 8-10T
32	10AS26-00004	Pin shaft	1	侧移缸销轴
33	10AS26-00005	Board	2	定位板
34	GB/T5785-2000	Bolt M8×25	4	螺栓M8×25
35	GB/T93-1987	Washer 8	4	垫圈8
36	GB/T894.1-2000	Snap spring 45	2	挡圈45
37	12A80X-06000	Side roller I	2	侧滚轮I 12T
-	10A80-10000	Roller	2	滚轮 8-10T
38	10A80-00005	Adjusting shim	2	调整垫片
39	10A80-00004	Side roller shaft	2	侧滚轮轴
40	GB/T70.2-2000	Screw M10×25	4	内六角螺钉M10×25
41	GB/T93-1987	Washer 10	4	垫圈10
42	10AS26-00008	Fixed block	1	固定块

图111/ Fig. 111

货叉架 (二级全自由) / LIFT BRACKET (FULL FREE 2-STAGE MAST M)

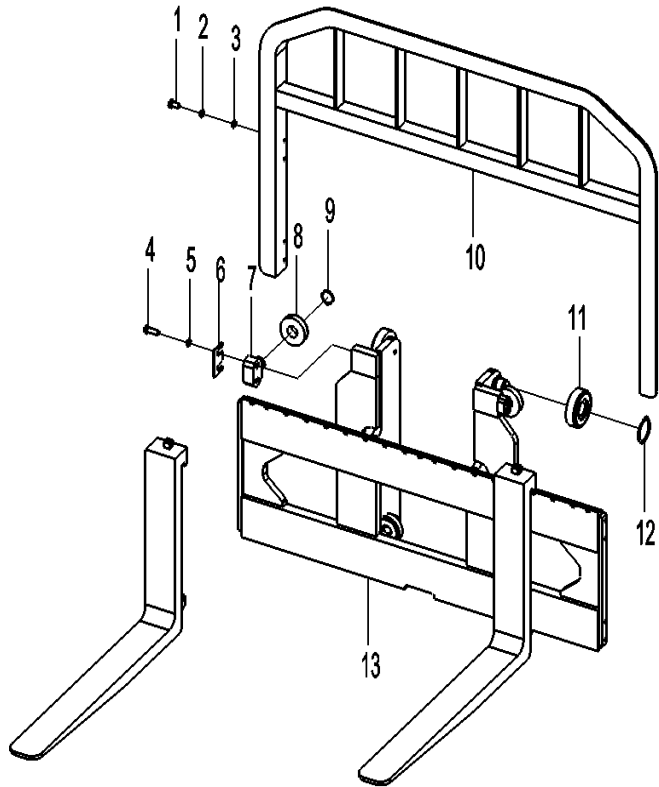
FD50-70T-MGH2,FD50-70T-MGH3

FD50-70T-MGO2,FD50-70T-MGO3

FD50-70T-MWF2,FD50-70T-MWF3

FD50-70T-MWJ2,FD50-70T-MWJ3

FD50-70T-MWH2,FD50-70T-MWH3



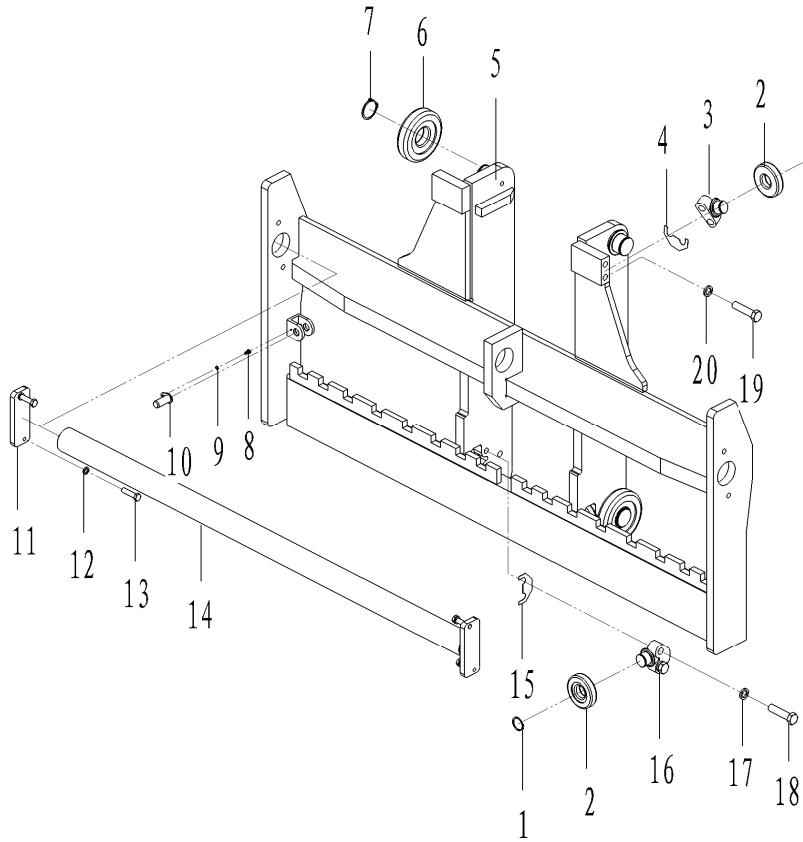
序号 Item No.	代号 Part No.	名称 Description	数量 Q'ty	备注 Remark	
1	GB/T5786-2000	Bolt M14×1.5×30	螺栓 M14×1.5×30	8	
2	GB/T97.1-2002	Washer 14	垫圈 14	8	
3	GB/T93-1987	Washer 14	垫圈 14	8	
4	GB/T5785-2000	Bolt M22×1.5×65	螺栓 M22×1.5×65	8	
5	GB/T93-1987	Washer 22	垫圈 22	8	
6	M6048000002	Adjusting shim	调整垫片	4	
	M70074000008	Washer	垫片	4	2013.5
7	M70074004001	Side roller shaft	侧滚轮轴	4	
8	M70074004002	Side roller	侧滚轮	4	
	M1538011000	Side roller	侧滚轮	4	2013.5
9	GB/T894.1-2000	Snap spring 35	挡圈 35	4	
10	M6048001000	Backrest	挡货架	1	
11	M6048008000(X)	Main roller	纵滚轮	4	
12	GB/T894.1-2000	Snap spring 55	挡圈 55	4	
13	70482-04000	Fork carriage	滑架	1	

图112/ Fig. 112

货叉架（二级全自由）/ LIFT BRACKET (FULL FREE 2-STAGE MAST M)

FD80-100T-MGO2, FD80-100T-MGO3

FD80-100T-MWF2, FD80-100T-MWF3



序号 Item No.	代号 Part No.	名称 Description	数量 Q'ty	备注 Remark
1	GB/T894.1-2000	Snap spring 45	挡圈45	4
2	10A80-10000	Side roller	侧滚轮	4
3	10A82-08001	Side roller shaft	侧滚轮轴	2
4	M70074000008	Washer	垫圈	2组
5	10A82-05000	Fork carriage	货叉架	1
6	10A80-09000	Main roller	主滚轮	4
7	GB/T894.1-2000	Snap spring 65	挡圈65	4
8	GB/T5783-2000	Bolt M8×16	螺栓M8×16	2
9	GB/T93-1987	Washer 8	垫片8	2
10	10A80-04000	Pin shaft I	销轴 I	2
11	10A80-00009	Plate	挡轴板	2
12	GB/T93-1987	Washer 16	垫圈16	4
13	GB/T5785-2000	Bolt M16×1.5×60	螺栓M16×1.5×60	4
14	10A80-00010	Shaft	轴	1
15	10A80-00005	Adjusting shim	调整垫片	2组
16	10A80-00004	Side roller shaft	侧滚轮轴	2
17	GB/T93-1987	Washer 24	垫圈24	4
18	GB/T5785-2000	Bolt M24x2×80	螺栓M24x2×80	4
19	GB/T5785-2000	Bolt M22X1.5X80	螺栓 M22X1.5X80	4
20	GB/T93-1987	Washer 22	垫圈 22	4

图113/ Fig. 113

货叉架 (三级全自由) (型钢) / LIFT BRACKET (FULL FREE 3-STAGE MAST M)

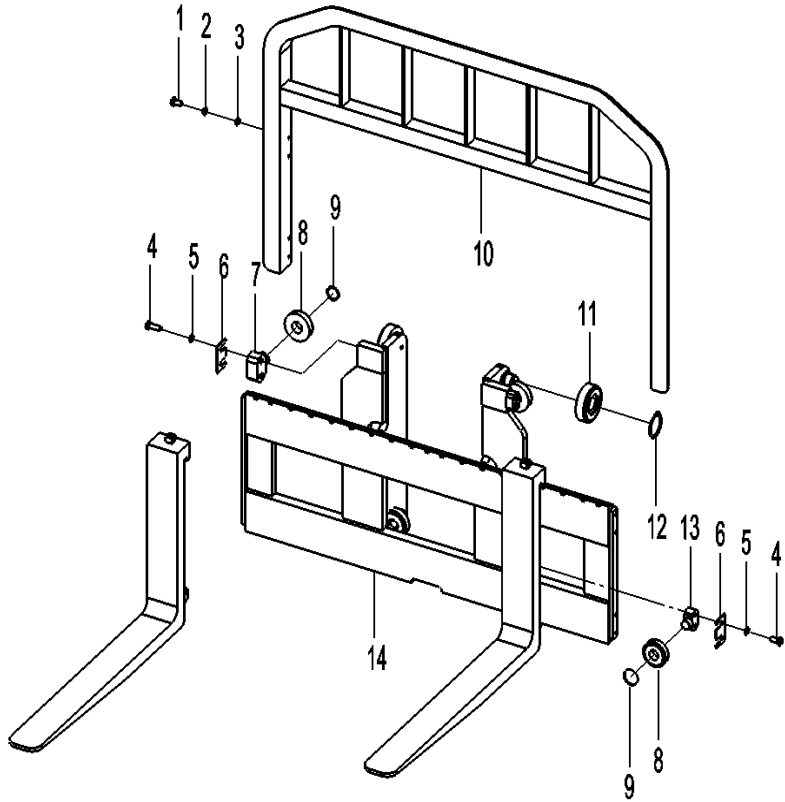
FD50-70T-MGH2,FD50-70T-MGH3

FD50-70T-MGO2,FD50-70T-MGO3

FD50-70T-MWF2,FD50-70T-MWF3

FD50-70T-MWJ2,FD50-70T-MWJ3

FD50-70T-MWH2,FD50-70T-MWH3



序号 Item No.	代号 Part No.	名称 Description	数量 Q'ty	备注 Remark	
1	GB/T5786-2000	Bolt M14×1.5×30	螺栓 M14×1.5×30	8	
2	GB/T97.1-2002	Washer 14	垫圈 14	8	
3	GB/T93-1987	Washer 14	垫圈 14	8	
4	GB/T5785-2000	Bolt M22×1.5×65	螺栓 M22×1.5×65	8	
5	GB/T93-1987	Washer 22	垫圈 22	8	
6	M70074000008	Adjusting shim	调整垫片	4	
7	M70074004001(X)	Side roller shaft	侧滚轮轴	2	
8	M70074004002	Side roller	侧滚轮	4	
	M1538011000	Side roller	侧滚轮	4	2013.5
9	GB/T894.1-2000	Snap spring 35	挡圈 35	4	
10	M6048001000	Backrest	挡货架	1	
11	M6048008000(X)	Main roller	纵滚轮	4	
12	GB/T894.1-2000	Snap spring 55	挡圈 55	4	
13	M70074004001	Side roller seat	侧滚轮座	2	
14	M70074002000(X)	Fork carriage	滑架	1	

图114/Fig. 114

货叉架（三级全自由）（槽钢）/LIFT BRACKET (FULL FREE 3-STAGE MAST M)

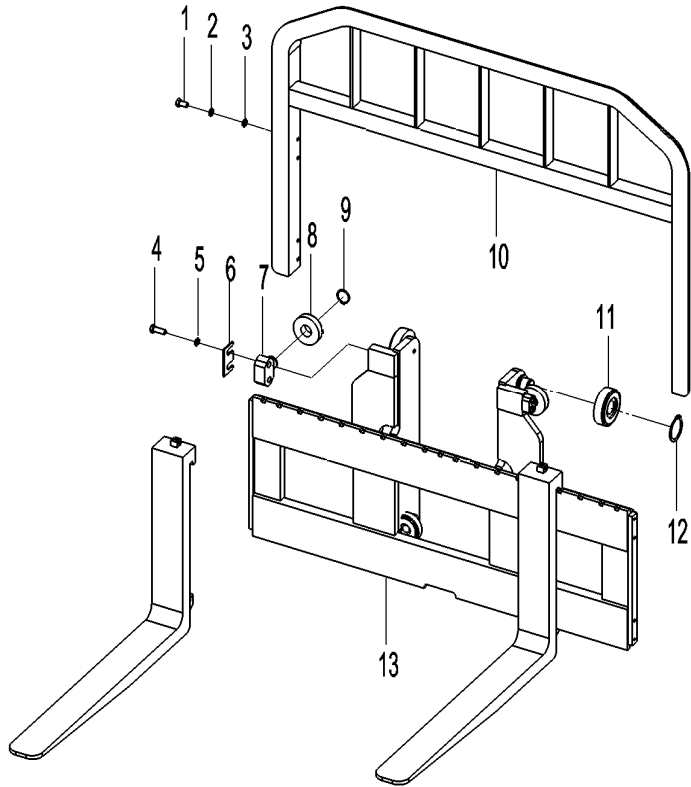
FD50-70T-MGH2,FD50-70T-MGH3

FD50-70T-MGO2,FD50-70T-MGO3

FD50-70T-MWF2,FD50-70T-MWF3

FD50-70T-MWJ2,FD50-70T-MWJ3

FD50-70T-MWH2,FD50-70T-MWH3



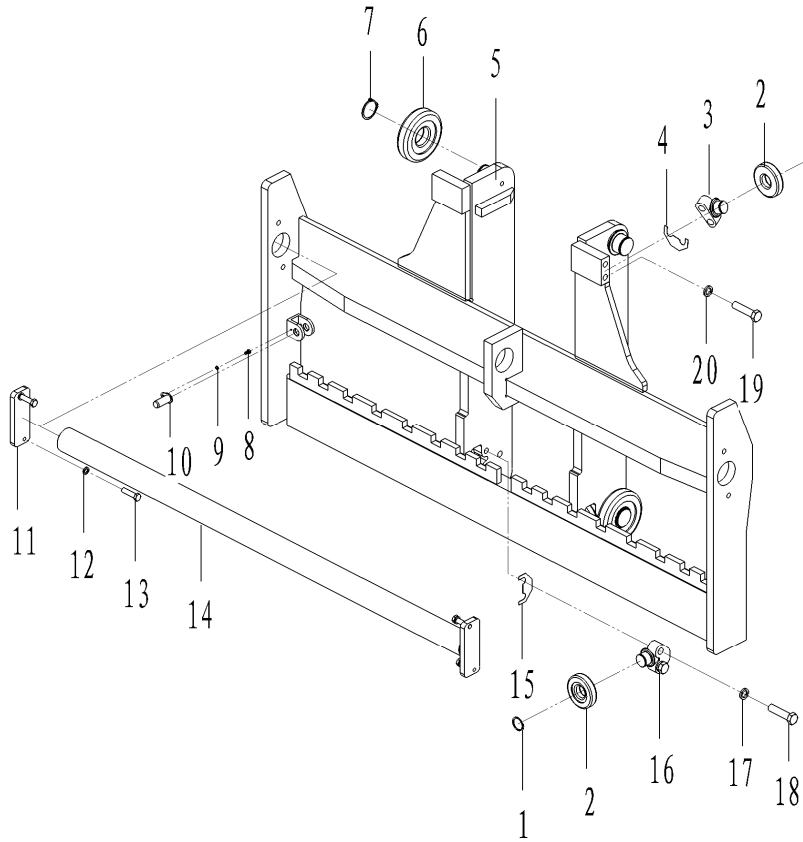
序号 Item No.	代号 Part No.	名称 Description	数量 Q'ty	备注 Remark
1	GB/T5786-2000	Bolt M16×1.5×25 螺栓 M16×1.5×25	8	
2	GB/T97.1-2002	Washer 16 垫圈 16	8	
3	GB/T93-1987	Washer 16 垫圈 16	8	
4	GB/T5785-2000	Bolt M22×1.5×65 螺栓 M22×1.5×65	8	
5	GB/T93-1987	Washer 22 垫圈 22	8	
6	M70074000008	Adjusting shim 调整垫片	4	
7	M70074004001	Side roller shaft 侧滚轮轴	2	
8	M70074004002	Side roller 侧滚轮	4	
	M1538011000	Side roller 侧滚轮	4	2013.5
9	GB/T894.1-2000	Snap spring 35 挡圈 35	4	
10	M6048001000	Backrest 挡货架	1	
11	M70074010000	Main roller 纵滚轮	4	
12	GB/T894.1-2000	Snap spring 55 挡圈 55	4	
13	M70074002000	Fork carriage 滑架	1	

图115/Fig. 115

货叉架 (三级全自由) /LIFT BRACKET (FULL FREE 3-STAGE MAST M)

FD80-100T-MGO2,FD80-100T-MGO3

FD80-100T-MWF2,FD80-100T-MWF3



序号 Item No.	代号 Part No.	名称 Description	数量 Q'ty	备注 Remark
1	GB/T894.1-2000	Snap spring 45	挡圈45	4
2	10A80-10000	Side roller	侧滚轮	4
3	10A82-08001	Side roller shaft	侧滚轮轴	2
4	M70074000008	Washer	垫圈	2组
5	10A84-05000	Fork carriage	货叉架	1
6	10A80-09000	Main roller	主滚轮	4
7	GB/T894.1-2000	Snap spring 65	挡圈65	4
8	GB/T5783-2000	Bolt M8×16	螺栓M8×16	2
9	GB/T93-1987	Washer 8	垫片8	2
10	10A80-04000	Pin shaft I	销轴 I	2
11	10A80-00009	Plate	挡轴板	2
12	GB/T93-1987	Washer 16	垫圈16	4
13	GB/T5785-2000	Bolt M16×1.5×60	螺栓M16×1.5×60	4
14	10A80-00010	Shaft	轴	1
15	10A80-00005	Adjusting shim	调整垫片	2组
16	10A80-00004	Side roller shaft	侧滚轮轴	2
17	GB/T93-1987	Washer 24	垫圈24	4
18	GB/T5785-2000	Bolt M24x2×80	螺栓M24x2×80	4
19	GB/T5785-2000	Bolt M22X1.5X80	螺栓 M22X1.5X80	4
20	GB/T93-1987	Washer 22	垫圈 22	4

图116/ Fig. 116

门架(基本型)/MAST (NORMAL MAST M)

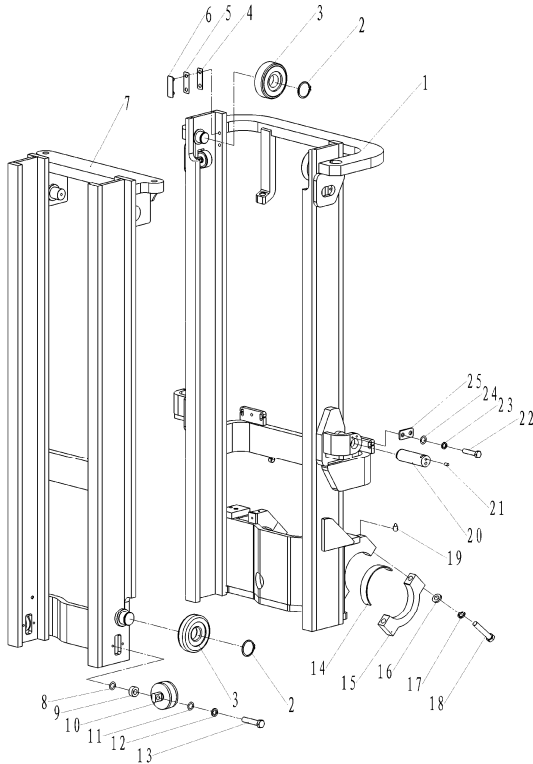
FD50-70T-MGH2,FD50-70T-MGH3

FD50-70T-MGO2,FD50-70T-MGO3

FD50-70T-MWF2,FD50-70T-MWF3

FD50-70T-MWJ2,FD50-70T-MWJ3

FD50-70T-MWH2,FD50-70T-MWH3



序号 Item No.	代号 Part No.	名称 Description	数量 Q'ty	备注 Remark
1	M6048006000(X)	Outer mast ass'y	1	型钢/structural s
-	M7048005000(X)	Outer mast ass'y	1	型钢/structural ste
-	M7048005000	Outer mast ass'y	1	7t 槽钢/U-steel
2	GB/T894.1-2000	Snap spring 55	4	挡圈 55
3	M6048008000(X)	Main roller	4	型钢/structural s
-	M6048008000	Main roller	4	7t 槽钢/U-steel
4	M6048000010	Adjusting shim (I)	2	
5	M6048000011	Adjusting shim (II)	2	
6	M70074000007(X)	Slipper	2	型钢/structural s
-	M6048000009	Slipper	2	7t 槽钢/U-steel
7	M6048005000(X)	Inner mast ass'y	1	型钢/structural s
-	M7048004000(X)	Inner mast ass'y	1	型钢/structural ste
-	M7048004000	Inner mast ass'y	1	7t 槽钢/U-steel
8	M6048000012	Washer	8	垫圈
9	M6048000013	Adjusting shim	8	调整垫圈
10	M6048010000	Side roller set (II)	4	侧滚轮组 (II)
11	GB/T93-1987	Washer 12	8	垫圈 12
12	GB/T97.1-2002	Washer 12	8	垫圈 12
13	GB/T5785-2000	Bolt M12×1.25×45	8	螺栓M12×1.25×45
14	M6048000006	Bearing liner	2	衬
15	M6048000007	Bearing cap	2	盖

图116/Fig. 116

门架(基本型)/MAST (NORMAL MAST M)

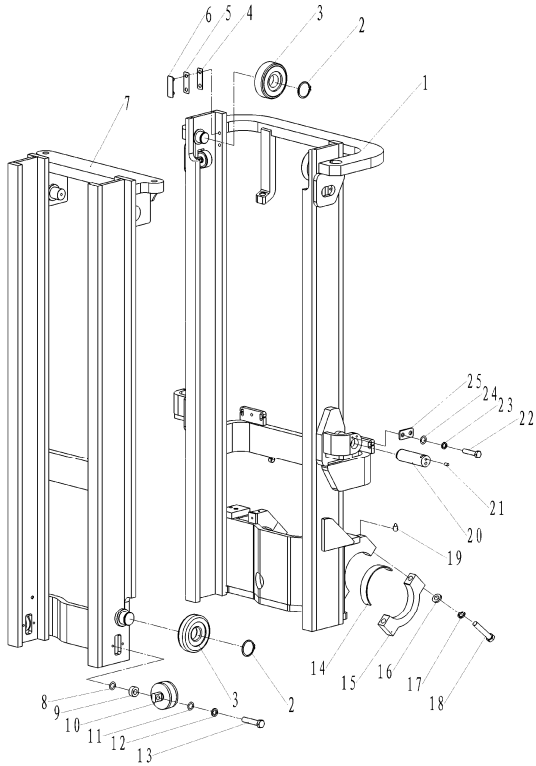
FD50-70T-MGH2,FD50-70T-MGH3

FD50-70T-MGO2,FD50-70T-MGO3

FD50-70T-MWF2,FD50-70T-MWF3

FD50-70T-MWJ2,FD50-70T-MWJ3

FD50-70T-MWH2,FD50-70T-MWH3



序号 Item No.	代号 Part No.	名称 Description	数量 Q'ty	备注 Remark
16	GB/T93-1987	Washer 22 垫圈 22	4	
17	GB/T97.1-2002	Washer 22 垫圈 22	4	
18	GB/T5785-2000	Bolt M22×1.5×120 螺栓M22×1.5×120	4	
19	GB/T1151-2000	Nipple M10×1 油杯 M10×1	2	
20	M604800001	Pin shaft (I) 销轴 (I)	2	
21	GB/T1152-2000	Nipple M10×1 油杯 M10×1	2	
22	GB/T5783-2000	Bolt M10×15 螺栓 M10×15	4	
23	GB/T93-1987	Washer 10 垫圈 10	4	
24	GB/T97.1-2002	Washer 10 垫圈 10	4	
25	M604800003	Positioning plate 定位板	2	

图116/ Fig. 116

门架(基本型)/MAST (NORMAL MAST M)

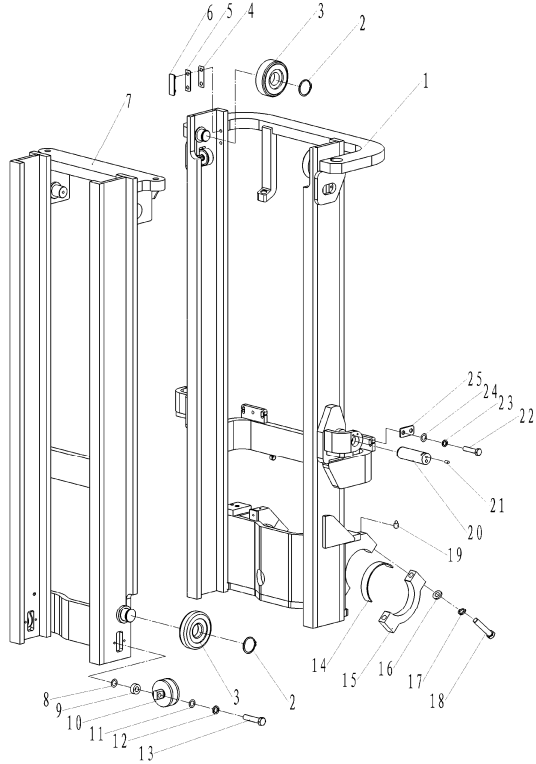
FD120T-MXWQ3

FD50-70T-MGO2,FD50-70T-MGO3

FD50-70T-MWF2,FD50-70T-MWF3

FD50-70T-MWJ2,FD50-70T-MWJ3

FD50-70T-MWH2,FD50-70T-MWH3

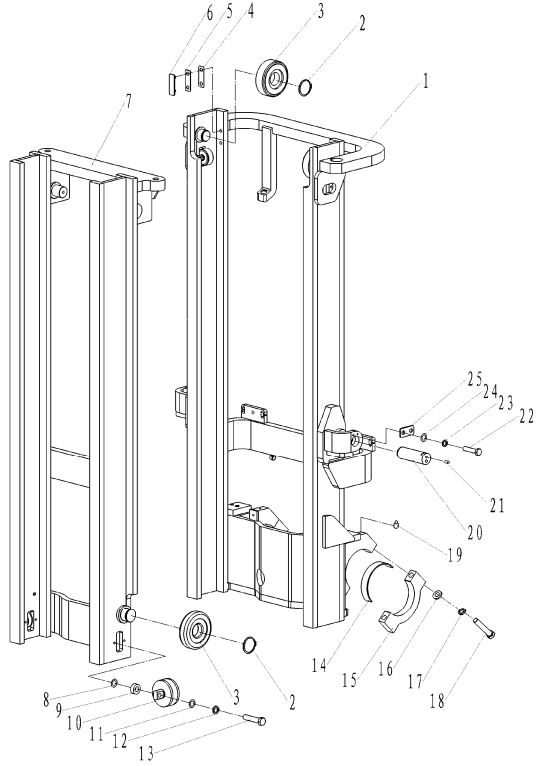


起升高度 IFTING HEIGHT	内门架总成 INNER MAST			备注
	5-6t型钢	7t型钢	7t槽钢	Remark
2500	M6048005000 (X) /1	M7048004000(X)/1	M7048004000/1	
2700	M6048005000 (X) /2	M7048004000(X)/2	M7048004000/2	
2750	M6048005000 (X) /3	M7048004000(X)/3	M7048004000/3	
3000	M6048005000 (X)	M7048004000(X)	M7048004000	Standard/标准
3250	M6048005000 (X) /5	M7048004000(X)/5	M7048004000/5	
3300	M6048005000 (X) /6	M7048004000(X)/6	M7048004000/6	
3500	M6048005000 (X) /7	M7048004000(X)/7	M7048004000/7	
3750	M6048005000 (X) /8	M7048004000(X)/8	M7048004000/8	
4000	M6048005000 (X) /9	M7048004000(X)/9	M7048004000/9	
4250	M6048005000 (X) /10	M7048004000(X)/10	M7048004000/10	
4500	M6048005000 (X) /11	M7048004000(X)/11	M7048004000/11	
4750	M6048005000 (X) /12	M7048004000(X)/12	M7048004000/12	
5000	M6048005000 (X) /13	M7048004000(X)/13	M7048004000/13	
5500	M6048005000 (X) /14	M7048004000(X)/14	M7048004000/14	
6000	M6048005000 (X) /15	M7048004000(X)/15	M7048004000/15	

图116/ Fig. 116

门架(基本型)/MAST(NORMAL MAST M)

FD50-70T-MGH2,FD50-70T-MGH3
 FD50-70T-MGO2,FD50-70T-MGO3
 FD50-70T-MWF2,FD50-70T-MWF3
 FD50-70T-MWJ2,FD50-70T-MWJ3
 FD50-70T-MWH2,FD50-70T-MWH3



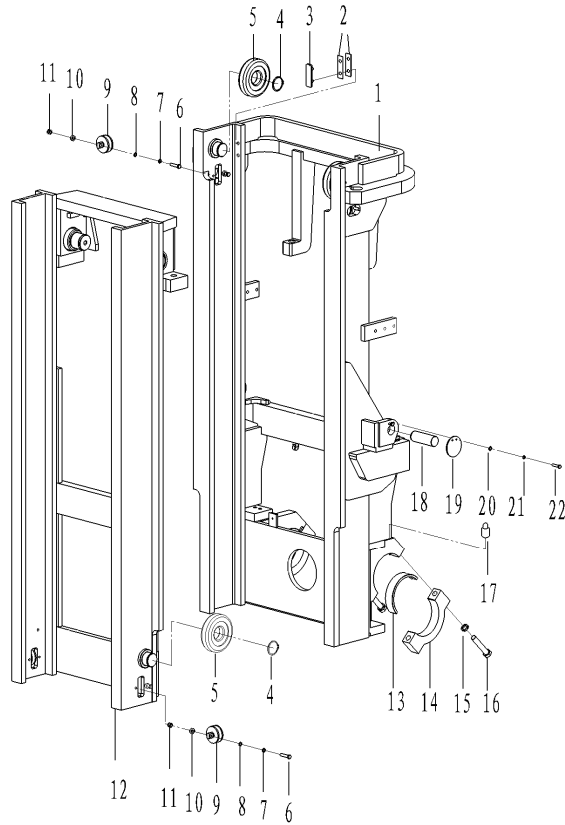
起升高度 IFTING HEIGHT	外门架总成 OUTER MAST			备注
	5-6t型钢	7t型钢	7t槽钢	Remark
2500	M6048006000 (X) /1	M7048005000(X)/1	M7048005000/1	
2700	M6048006000 (X) /2	M7048005000(X)/2	M7048005000/2	
2750	M6048006000 (X) /3	M7048005000(X)/3	M7048005000/3	
3000	M6048006000 (X)	M7048005000(X)	M7048005000	Standard/标准
3250	M6048006000 (X) /5	M7048005000(X)/5	M7048005000/5	
3300	M6048006000 (X) /6	M7048005000(X)/6	M7048005000/6	
3500	M6048006000 (X) /7	M7048005000(X)/7	M7048005000/7	
3750	M6048006000 (X) /8	M7048005000(X)/8	M7048005000/8	
4000	M6048006000 (X) /9	M7048005000(X)/9	M7048005000/9	
4250	M6048006000 (X) /10	M7048005000(X)/10	M7048005000/10	
4500	M6048006000 (X) /11	M7048005000(X)/11	M7048005000/11	
4750	M6048006000 (X) /12	M7048005000(X)/12	M7048005000/12	
5000	M6048006000 (X) /13	M7048005000(X)/13	M7048005000/13	
5500	M6048006000 (X) /14	M7048005000(X)/14	M7048005000/14	
6000	M6048006000 (X) /15	M7048005000(X)/15	M7048005000/15	

图117/ Fig. 117

门架(基本型)/MAST (NORMAL MAST M)

FD80-100T-MGO2,FD80-100T-MGO3

FD80-100T-MWF2,FD80-100T-MWF3



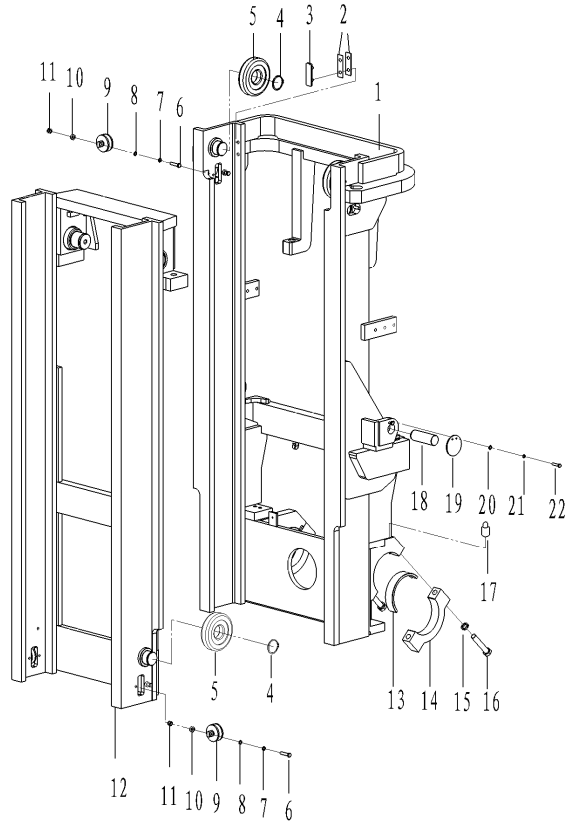
序号 Item No.	代号 Part No.	名称 Description	数量 Q'ty	备注 Remark
1	10A80-01000	Outer mast ass'y	1	外门架总成
2	M604800011	Adjusting shim set (II)	AR	调整垫 (II)
3	M604800009	Slipper	2	滑块
4	GB/T894.1-2000	Snap spring 65	4	挡圈65
5	10A80-09000	Main roller	4	主滚轮
6	GB/T5785-2000	Bolt M12×1.25×45	8	螺栓M12×1.25×45
7	GB/T93-1987	Washer 12	8	垫圈12
8	GB/T97.1-2000	Washer 12	8	垫圈12
9	10A80-08000	Side roller set	4组	侧滚轮组 (C6-10)
10	M604800012	Washer	8	垫圈
11	M604800013	Adjusting shim	8	调整垫圈
12	10A80-02000	Inner mast ass'y	1	内门架总成
13	10A80-00007	Bearing liner	2	轴衬
14	10A80-00006	Bearing cap	2	支座盖
15	GB/T93-1987	Washer 24	4	垫圈24
16	GB/T5785-2000	Bolt M24×2×130	4	螺栓M24×2×130
17	JB/T7940.2-1995	Nipple M10×1	2	油杯 M10×1
18	M604800001	Pin shaft (I)	2	销轴 (I)
19	M604800003	Positioning plate	2	定位板
20	GB/T93-1987	Washer 10	4	垫圈 10
21	GB/T97.1-2002	Washer 10	4	垫圈 10
22	GB/T5783-2000	Bolt M10×1.25×20	4	螺栓 M10×1.25×20

图117/ Fig. 117

门架(基本型)/MAST (NORMAL MAST M)

FD80-100T-MGO2,FD80-100T-MGO3

FD80-100T-MWF2,FD80-100T-MWF3

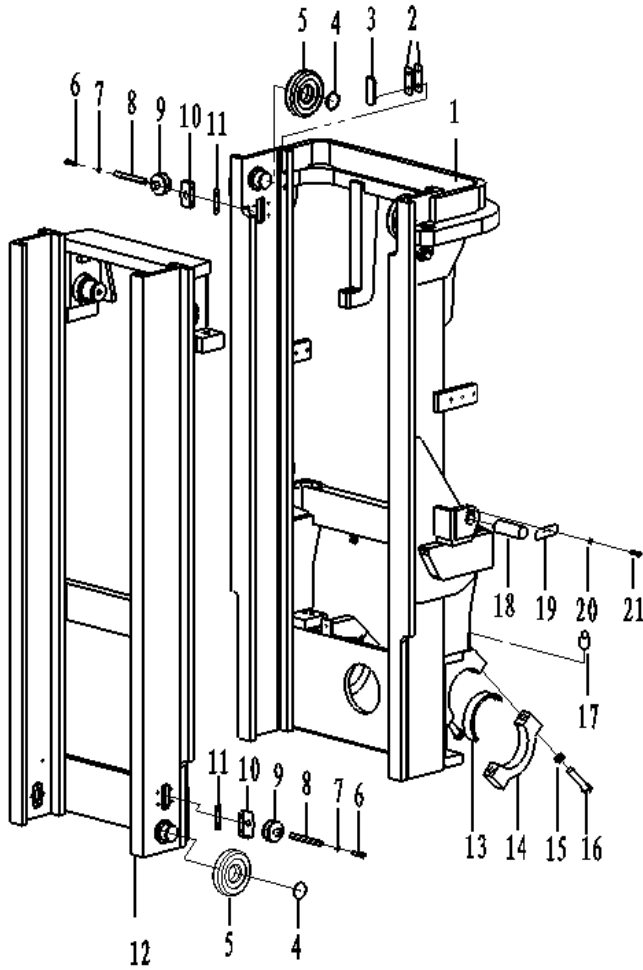


起升高度 IFTING HEIGHT	门架选用表 Mast Opitonal Parts			备注
	外门架总成 OUTER MAST	内门架总成 INNER MAST		Remark
1700	10A80-01000/1	10A80-02000/1		
2300	10A80-01000/2	10A80-02000/2		
2700	10A80-01000/3	10A80-02000/3		
3000	10A80-01000	10A80-02000		Standard/标准
3250	10A80-01000/4	10A80-02000/4		
3300	10A80-01000/5	10A80-02000/5		
3500	10A80-01000/6	10A80-02000/6		
3750	10A80-01000/7	10A80-02000/7		
4000	10A80-01000/8	10A80-02000/8		
4250	10A80-01000/9	10A80-02000/9		
4500	10A80-01000/10	10A80-02000/10		
4750	10A80-01000/11	10A80-02000/11		
5000	10A80-01000/12	10A80-02000/12		
5500	10A80-01000/13	10A80-02000/13		
6000	10A80-01000/14	10A80-02000/14		

图118/ Fig. 118

门架(基本型)/MAST (NORMAL MAST M)

FD120T-MXWQ3

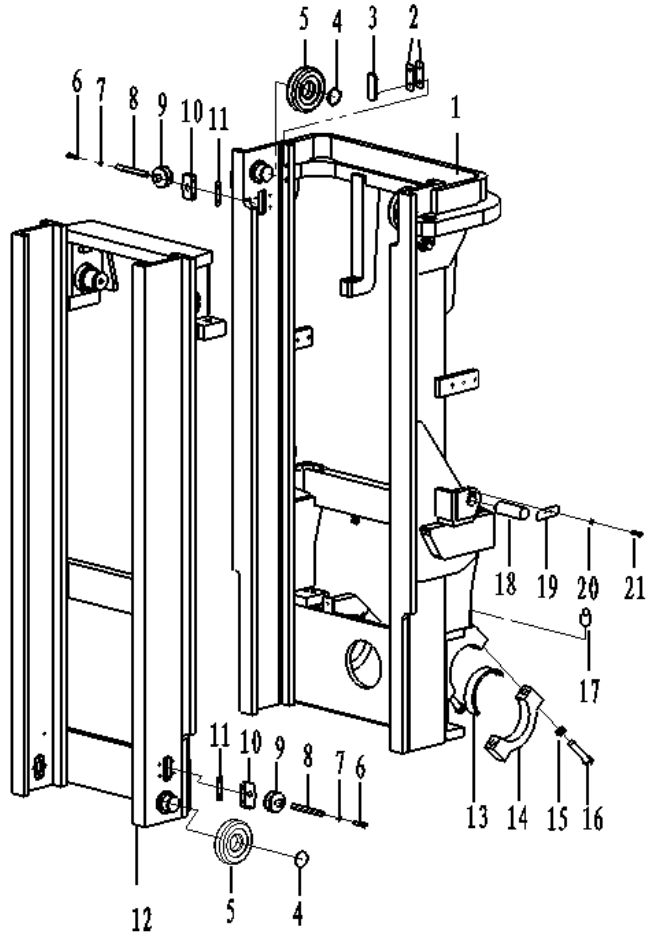


序号 Item No.	代号 Part No.	名称 Description	数量 Q'ty	备注 Remark
1	12A80X-01000	Outer mast ass'y	1	外门架总成
2	M6048000011	Adjusting shim set (II)	AR	调整垫 (II)
3	M70074000007	Slipper	2	滑块
4	GB/T894.1-2000	Snap spring 75	4	挡圈75
5	12A80X-00008	Main roller	4	主滚轮
6	GB/T5785-2000	Bolt M10×1.25×55	8	螺栓M10×1.25×55
7	GB/T93-1987	Washer 10	8	垫圈10
8	GB/T879.1-2000	Pin 10×45	4	弹性圆柱销10×45
9	12A80X-09000	Side roller	4组	侧滚轮II
10	12A80X-00007	Side roller seat	8	侧滚轮座
11	12A80X-00008	Adjusting shim	8	调整垫片
12	12A80-02000	Inner mast ass'y	1	内门架总成
13	10A80-00007	Bearing liner	2	轴衬
14	10A80-00006	Bearing cap	2	支座盖
15	GB/T93-1987	Washer 24	4	垫圈24
16	GB/T5785-2000	Bolt M24×2×130	4	螺栓M24×2×130
17	GB/T1152-2000	Nipple M10×1	2	油杯 M10×1
18	M6048000001	Pin shaft (I)	2	销轴 (I)
19	M6048000003	Positioning plate	2	定位板
20	GB/T93-1987	Washer 10	4	垫圈 10
21	GB/T5785-2000	Bolt M10×1.25×20	4	螺栓 M10×1.25×20

图118/Fig. 118

门架(基本型)/MAST (NORMAL MAST M)

FD120T-MXWQ3



起升高度 IFTING HEIGHT	门架选用表 Mast Opitonal Parts				备注
	外门架总成 OUTER MAST	内门架总成	INNER MAST		Remark
3000	12A80X-01000/1		12A80X-02000/1		
3300	12A80X-01000/2		12A80X-02000/2		
3500	12A80X-01000/3		12A80X-02000/3		
3750	12A80X-01000/4		12A80X-02000/4		
4000	12A80X-01000		12A80X-02000		Standard/标准
4250	12A80X-01000/5		12A80X-02000/5		
4500	12A80X-01000/6		12A80X-02000/6		
4750	12A80X-01000/7		12A80X-02000/7		
5000	12A80X-01000/8		12A80X-02000/8		
5500	12A80X-01000/9		12A80X-02000/9		
6000	12A80X-01000/10		12A80X-02000/10		

图119/Fig. 119

门架(二级全自由)/MAST (FULL FREE 2-STAGE MAST ZM)

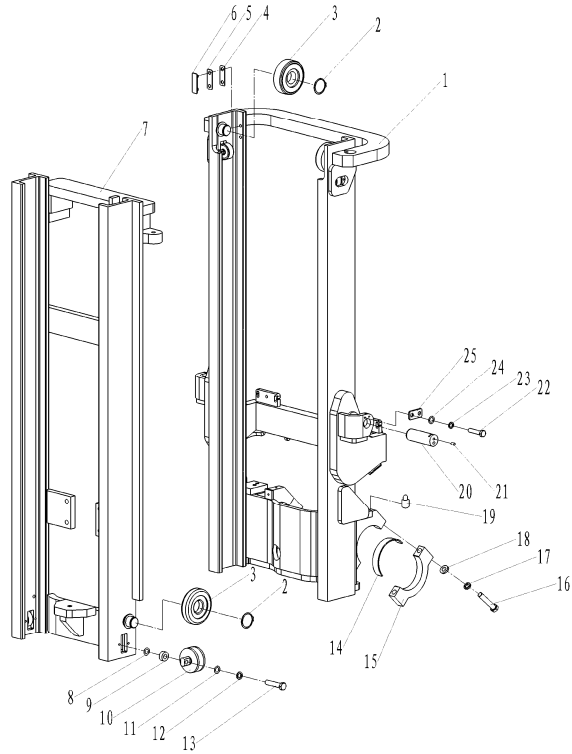
FD50-70T-MGH2,FD50-70T-MGH3

FD50-70T-MGO2,FD50-70T-MGO3

FD50-70T-MWF2,FD50-70T-MWF3

FD50-70T-MWJ2,FD50-70T-MWJ3

FD50-70T-MWH2,FD50-70T-MWH3

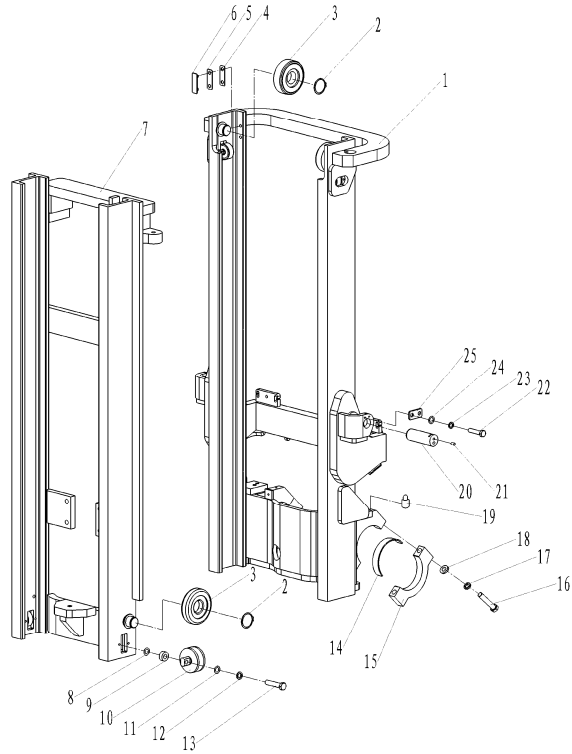


序号 Item No.	代号 Part No.	名称 Description	数量 Q'ty	备注 Remark
1	70482-02000	Outer mast ass'y 外门架	1	
2	GB/T894.1-2000	Snap spring 55 挡圈 55	4	
3	M6048008000(X)	Main roller 纵滚轮	4	
4	M6048000010	Adjusting shim (I) 调整垫 (I)	2	
5	M6048000011	Adjusting shim (II) 调整垫 (II)	2	
6	M70074000007(X)	Slipper 滑块	2	
7	70482-01000	Inner mast ass'y 内门架	1	
8	M6048000012	Washer 垫圈	8	
9	M6048000013	Adjusting washer 调整垫圈	8	
10	M6048010000	Side roller set (II) 侧滚轮组 (II)	4	
11	GB/T93-1987	Washer 12 垫圈 12	8	
12	GB/T97.1-2002	Washer 12 垫圈 12	8	
13	GB/T5785-2000	Bolt M12×1.25×45 螺栓M12×1.25×45	8	
14	M6048000006	Bearing liner 衬	2	
15	M6048000007	Bearing cap 盖	2	
16	GB/T93-1987	Washer 22 垫圈 22	4	
17	GB/T97.1-2002	Washer 22 垫圈 22	4	
18	GB/T5785-2000	Bolt M22×1.5×120 螺栓M22×1.5×120	4	
19	GB/T1151-2000	Nipple M10×1 油杯 M10×1	2	
20	M6048000001	Pin shaft (I) 销轴 (I)	2	
21	GB/T1152-2000	Nipple M10×1 油杯 M10×1	2	

图119/ Fig. 119

门架(二级全自由)/MAST (FULL FREE 2-STAGE MAST ZM)

FD50-70T-MGH2,FD50-70T-MGH3
 FD50-70T-MGO2,FD50-70T-MGO3
 FD50-70T-MWF2,FD50-70T-MWF3
 FD50-70T-MWJ2,FD50-70T-MWJ3
 FD50-70T-MWH2,FD50-70T-MWH3



起升高度 IFTING HEIGHT	门架选用表 Mast Optional Parts			备注
	外门架总成 OUTER MAST	内门架总成 INNER MAST		Remark
3000	70482-02000	70482-01000		Standard/标准
3300	70482-02000/2	70482-01000/2		
3500	70482-02000/3	70482-01000/3		
3750	70482-02000/4	70482-01000/4		
4000	70482-02000/5	70482-01000/5		
4250	70482-02000/6	70482-01000/6		
4500	70482-02000/7	70482-01000/7		
4750	70482-02000/8	70482-01000/8		
5000	70482-02000/9	70482-01000/9		
5500	70482-02000/10	70482-01000/10		
6000	70482-02000/11	70482-01000/11		

图120/Fig. 120

门架(二级全自由)/MAST (FULL FREE 2-STAGE MAST ZM)

FD80-100T-MGO2,FD80-100T-MGO3

FD80-100T-MWF2,FD80-100T-MWF3



序号 Item No.	代号 Part No.	名称 Description	数量 Q'ty	备注 Remark
1	10A82-01000	Outer mast ass'y	1	外门架总成
2	M604800011	Adjusting shim (II)	2组	调整垫 (II)
3	M70074000007	Slipper	2	滑块
4	GB/T894.1-2000	Snap spring 65	4	挡圈65
5	10A80-09000	Main roller	4	主滚轮
6	GB/T5785-2000	Bolt M12×1.25×45	8	螺栓M12×1.25×45
7	GB/T93-1987	Washer 12	8	垫圈12
8	GB/T97.1-2000	Washer 12	8	垫圈12
9	10A80-08000	Side roller set	4组	侧滚轮组 (C6-10)
10	M604800012	Washer	8	垫圈
11	M604800013	Adjusting washer	8	调整垫圈
12	10A82-02000	Inner mast ass'y	1	内门架总成
13	10A80-00007	Bearing liner	2	轴衬
14	10A80-00006	Bearing cap	2	支座盖
15	GB/T93-1987	Washer 24	4	垫圈24
16	GB/T5785-2000	Bolt M24×2×130	4	螺栓M24×2×130
17	GB1152-2000	Nipple M10×1	2	油杯 M10×1
18	M604800001	Pin shaft (I)	2	销轴 (I)
19	M604800003	Positioning plate	2	定位板
20	GB/T93-1987	Washer 10	4	垫圈 10
21	GB/T97.1-2002	Washer 10	4	垫圈 10
22	GB/T5783-2000	Bolt M10×1.25×20	4	螺栓 M10×1.25×20

图120/Fig. 120

门架(二级全自由)/MAST(FULL FREE 2-STAGE MAST ZM)

FD80-100T-MGO2,FD80-100T-MGO3

FD80-100T-MWF2,FD80-100T-MWF3



起升高度 IFTING HEIGHT	门架选用表 Mast Optional Parts				备注
	外门架总成 OUTER MAST	内门架总成	INNER MAST		Remark
3000	10A82-01000/1		10A82-02000/1		
3300	10A82-01000/2		10A82-02000/2		
3500	10A82-01000/3		10A82-02000/3		
3750	10A82-01000/4		10A82-02000/4		
4000	10A82-01000		10A82-02000		Standard/标准
4250	10A82-01000/5		10A82-02000/5		
4500	10A82-01000/6		10A82-02000/6		
4750	10A82-01000/7		10A82-02000/7		
5000	10A82-01000/8		10A82-02000/8		
5500	10A82-01000/9		10A82-01000/9		
6000	10A82-01000/10		10A82-01000/10		

图121/ Fig. 121

门架(三级全自由)/MAST (FULL FREE 3-STAGE MAST ZM)

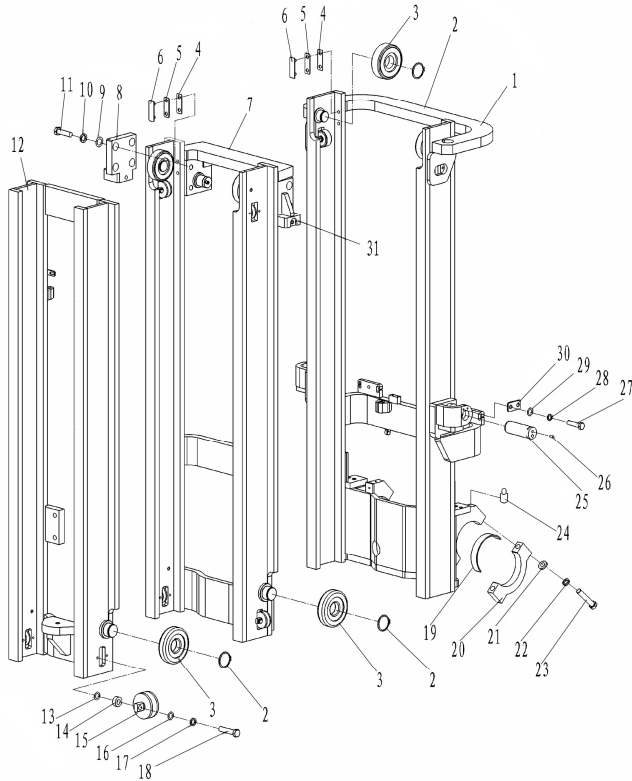
FD50-70T-MGH2,FD50-70T-MGH3

FD50-70T-MGO2,FD50-70T-MGO3

FD50-70T-MWF2,FD50-70T-MWF3

FD50-70T-MWJ2,FD50-70T-MWJ3

FD50-70T-MWH2,FD50-70T-MWH3

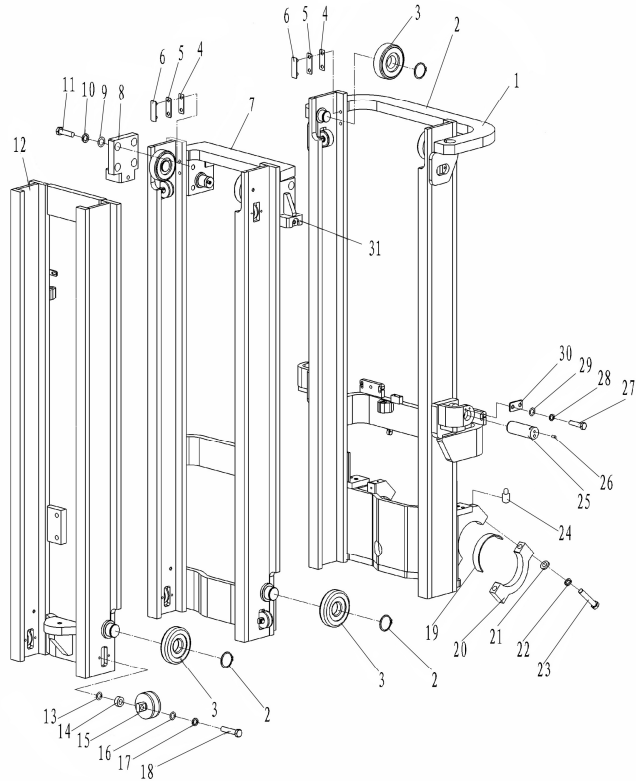


序号 Item No.	代号 Part No.	名称 Description	数量 Q'ty	备注 Remark
1	M70074006000(X)	Outer mast ass'y	1	槽钢/structural st
-	M70074006000	Outer mast ass'y	1	槽钢/U-steel
2	GB/T894.1-2000	Snap spring 55	8	挡圈 55
3	M6048008000(X)	Main roller	8	槽钢/structural st
-	M70074010000	Main roller	8	槽钢/U-steel
4	M70074000005	Adjusting shim (I)	4	调整垫 (I)
5	M70074000006	Adjusting shim (II)	4	调整垫 (II)
6	M70074000007(X)	Slipper	4	槽钢/structural st
-	M70074000007	Slipper	4	槽钢/U-steel
7	M70074007000(X)	Middle mast ass'y	1	槽钢/structural st
-	M70074007000	Middle mast ass'y	1	槽钢/U-steel
8	M70074005000	Lift cylinder bracket (right)	1	起升缸支架 (右)
9	GB/T93-1987	Washer 24	8	垫圈 24
10	GB/T97.1-2002	Washer 24	8	垫圈 24
11	GB/T5785-2000	Bolt M24x2x65	8	螺栓 M24x2x65
12	M70074008000(X)	Inner mast ass'y	1	槽钢/structural st
-	M70074008000	Inner mast ass'y	1	槽钢/U-steel
13	M70074000003	Adjusting washer	16	调整垫圈
14	M70074000004	Washer	16	垫圈
15	M6048010000	Side roller set (II)	8	侧滚轮组 (II)
16	GB/T93-1987	Washer 12	16	垫圈 12

图121/ Fig. 121

门架(三级全自由)/MAST (FULL FREE 3-STAGE MAST ZM)

FD50-70T-MGH2,FD50-70T-MGH3
 FD50-70T-MGO2,FD50-70T-MGO3
 FD50-70T-MWF2,FD50-70T-MWF3
 FD50-70T-MWJ2,FD50-70T-MWJ3
 FD50-70T-MWH2,FD50-70T-MWH3



序号 Item No.	代号 Part No.	名称 Description	数量 Q'ty	备注 Remark
17	GB/T97.1-2002	Washer 12 垫圈 12	16	
18	GB/T5785-2000	Bolt M12×1.25×45 螺栓M12×1.25×45	16	
19	M604800006	Bearing liner 衬	2	
20	M604800007	Bearing cap 盖	2	
21	GB/T93-1987	Washer 22 垫圈 22	4	
22	GB/T97.1-2002	Washer 22 垫圈 22	4	
23	GB/T5785-2000	Bolt M22×1.5×120 螺栓M22×1.5×120	4	
24	GB1152-2000	Nipple M10×1 油杯 M10×1	2	
25	M604800001	Pin shaft (I) 销轴 (I)	2	
26	GB/T1152-2000	Nipple M10×1 油杯 M10×1	2	
27	GB/T5783-2000	Bolt M10×15 螺栓 M10×15	4	
28	GB/T93-1987	Washer 10 垫圈 10	4	
29	GB/T97.1-2002	Washer 10 垫圈 10	4	
30	M604800003	Positioning plate 定位板	2	
31	M70074009000	Lift cylinder bracket (left) 起升缸支架 (左)	1	

图121/Fig. 121

门架(三级全自由)/MAST (FULL FREE 3-STAGE MAST ZM)

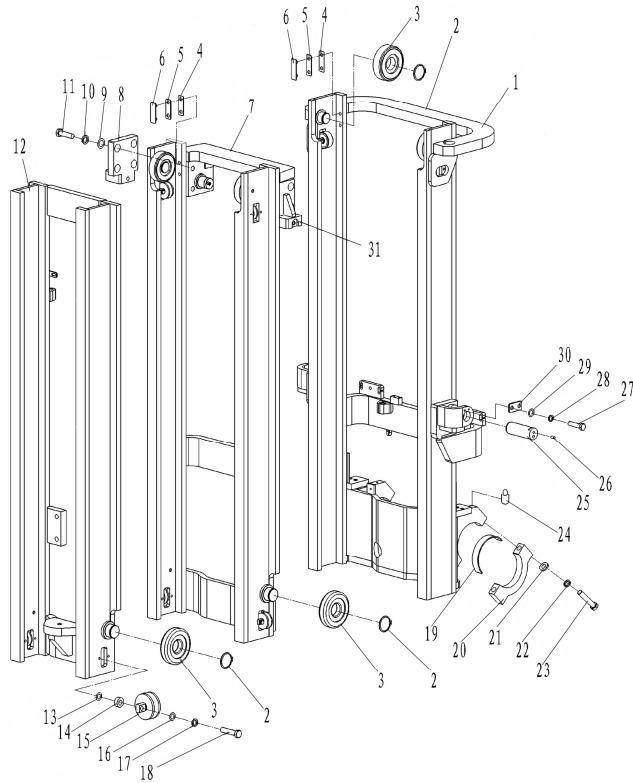
FD50-70T-MGH2,FD50-70T-MGH3

FD50-70T-MGO2,FD50-70T-MGO3

FD50-70T-MWF2,FD50-70T-MWF3

FD50-70T-MWJ2,FD50-70T-MWJ3

FD50-70T-MWH2,FD50-70T-MWH3




起升高度 IFTING HEIGHT	门架选用表 Mast Optional Parts					备注
	外门架总成 (槽钢) OUTER MAST	中门架总成 (槽钢) MIDDLE MAST	内门架总成 (槽钢) INNER MAST	INNER		Remark
4000	M70074006000	M70074007000	M70074008000			Standard/标准
4350	M70074006000/2	M70074007000/2	M70074008000/2			
4500	M70074006000/3	M70074007000/3	M70074008000/3			
4800	M70074006000/4	M70074007000/4	M70074008000/4			
5000	M70074006000/5	M70074007000/5	M70074008000/5			
5400	M70074006000/6	M70074007000/6	M70074008000/6			
6000	M70074006000/7	M70074007000/7	M70074008000/7			

图122/ Fig. 122

门架(三级全自由)/MAST (FULL FREE 3-STAGE MAST ZM)

FD80-100T-MGO2,FD80-100T-MGO3

FD80-100T-MWF2,FD80-100T-MWF3




序号 Item No.	代号 Part No.	名称 Description	数量 Q'ty	备注 Remark
1	10A84-01000	Outer mast ass'y	1	外门架
2	M6048000011	Adjusting shim	4组	调整垫片
3	M70074000007	Slipper	4	滑块
4	GB/T894.1-2000	Snap spring 65	8	挡圈 65
5	10A80-09000	Main roller	8	主滚轮
6	GB/T5785-2000	Bolt M12×1.25×45	16	螺栓M12×1.25×45
7	GB/T93-1987	Washer 12	16	垫圈12
8	GB/T97.1-2000	Washer 12	16	垫圈12
9	10A80-08000	Side roller set	8	侧滚轮组
10	M6048000012	Washer	16	垫圈
11	M6048000013	Adjusting washer	16	调整垫圈
12	10A84-02000	Middle mast ass'y	1	中门架
13	10A80-00007	Bearing liner	2	轴衬
14	10A80-00006	Bearing cap	2	支座盖
15	GB/T93-1987	Washer 24	4	垫圈 24
16	GB/T5785-2000	Bolt M24×2×130	4	螺栓 M24×2×130
17	GB1152-2000	Nipple M10×1	2	油杯M10×1
18	M6048000001	Pin shaft (I)	2	销轴 (I)
19	M6048000003	Positioning plate	2	定位板
20	GB/T93-1987	Washer 10	4	垫圈 10
21	GB/T97.1-2002	Washer 10	4	垫圈 10
22	GB/T5783-2000	Bolt M10×1.25×20	4	螺栓 M10×1.25×20
23	10A84-03000	Inner mast ass'y	1	内门架

图122/ Fig. 122

门架(三级全自由)/MAST (FULL FREE 3-STAGE MAST ZM)

FD80-100T-MGO2,FD80-100T-MGO3

FD80-100T-MWF2,FD80-100T-MWF3



起升高度 IFTING HEIGHT	门架选用表 Mast Optional Parts				备注
	外门架总成 OUTER MAST	中门架总成 MIDDLE MAST	内门架总成 INNER MAST		Remark
3600	10A84-01000/1	10A84-02000/1	10A84-03000/1		
4000	10A84-01000/2	10A84-02000/2	10A84-03000/2		
4350	10A84-01000	10A84-02000	10A84-03000		Standard/标准
4500	10A84-01000/3	10A84-02000/3	10A84-03000/3		
4800	10A84-01000/4	10A84-02000/4	10A84-03000/4		
5000	10A84-01000/5	10A84-02000/5	10A84-03000/5		
5400	10A84-01000/6	10A84-02000/6	10A84-03000/6		
6000	10A84-01000/7	10A84-02000/7	10A84-03000/7		

图123/ Fig. 123

起升油缸 (基本型) / LIFT CYLINDER (NORMAL MAST M)

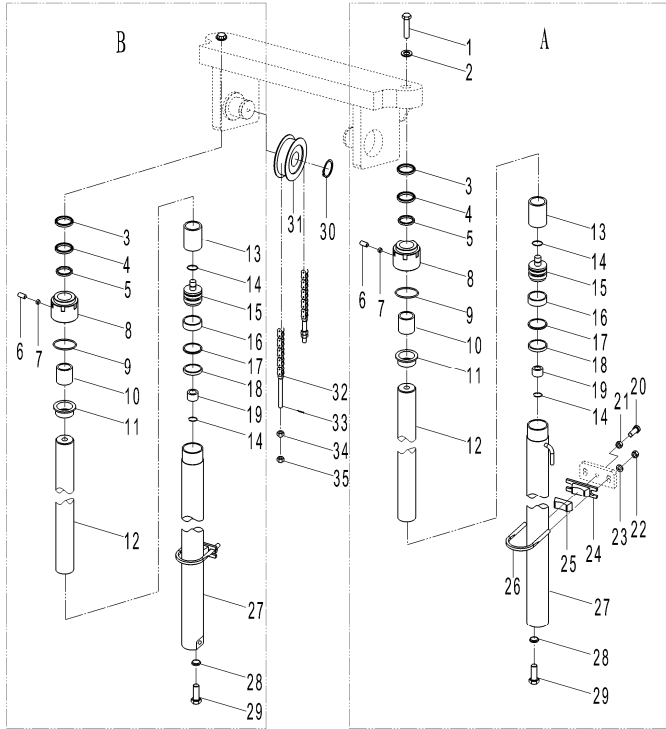
FD50-70T-MGH2,FD50-70T-MGH3

FD50-70T-MGO2,FD50-70T-MGO3

FD50-70T-MWF2,FD50-70T-MWF3

FD50-70T-MWJ2,FD50-70T-MWJ3

FD50-70T-MWH2,FD50-70T-MWH3



序号 Item No.	代号 Part No.	名称 Description	数量 Q'ty	备注 Remark
A	M6048014000	Lift cylinder(left)	1	左起升缸 5-6t
-	M7048007000	Lift cylinder(left)	1	左起升缸 7t
B	M6048013000	Lift cylinder(right)	1	右起升缸 5-6t
-	M7048006000	Lift cylinder(right)	1	右起升缸 7t
1	GB/T5785-2000	Bolt M30×2×70	2	螺栓M30×2×70
2	M6048000008	Adjusting pad	2	调整垫
3	LBJ 60	Dust-proof seal60×68×5/6.5	2	防尘圈60×68×5/6.5
4	φ70×φ60×3	Snap spring	2	轴用挡圈
5	ISI 60	Packing60×70×6	2	轴封60×70×6
6	GB80-85	Screw M8×8	2	螺钉M8×8
7	-	Nylon pad φ6×3	2	尼龙垫φ6×3
8	M502J01A-7A	Cylinder cap	2	螺盖
9	GB3452.1-92	O-ring90×3.55	2	O形圈90×3.55
10	SF-1/φ60×φ65×40	Bush bearing	2	缸背轴承
11	M502J01A-2A	Bushing	2	衬套
12	M502J01-1	Piston rod	2	活塞杆 5-6t
-	M702J01-1	Piston rod	2	活塞杆 7t
13	M502J01-3	Sleeve	2	隔套 按需
14	M502J01-6	Snap spring	4	孔用钢丝挡圈
15	M502J01A-4	Piston	2	活塞
16	D80×20×2.5	Bearing ring	2	孔用支承环

图123/ Fig. 123

起升油缸（基本型）/ LIFT CYLINDER (NORMAL MAST M)

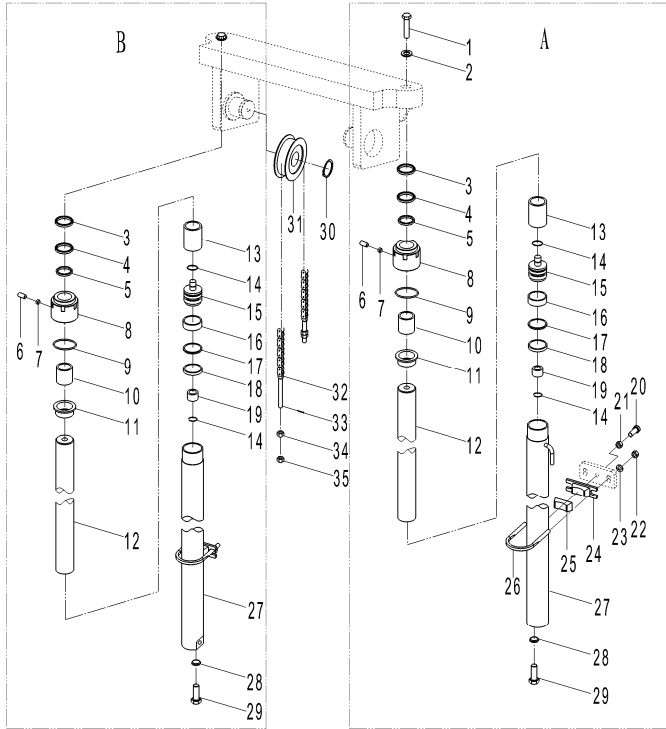
FD50-70T-MGH2,FD50-70T-MGH3

FD50-70T-MGO2,FD50-70T-MGO3

FD50-70T-MWF2,FD50-70T-MWF3

FD50-70T-MWJ2,FD50-70T-MWJ3

FD50-70T-MWH2,FD50-70T-MWH3



序号 Item No.	代号 Part No.	名称 Description	数量 Q'ty	备注 Remark
17	φ80×70×6	Snap spring 孔用挡圈	2	
18	OSI 80	Packing 80×70×6 孔封80×70×6	2	
19	M502J01A-5	Sleeve 阀套	2	
20	GB/T5786-2000	Bolt M16×1.5×45 螺栓M16×1.5×45	2	
21	GB/T6171-2000	Nut M16×1.5 螺母M16×1.5	2	
22	GB/T6171-2000	Nut M12×1.25 螺母M12×1.25	4	
23	GB/T97.1-2002	Washer 12 垫圈 12	4	
24	M6048000016	Hoop seat 箍座	2	
25	M6048000015	Rubber pad 橡胶块	2	
26	M6048000014	Hoop 箍	2	
27	M502J01A-100A	Cylinder body 缸体	2	5-6t
-	M702J01A-100A	Cylinder body 缸体	2	7t
28	GB/T97.1-2002	Washer 16 垫圈 16	2	
29	M6048000005	Bolt M16×1.5 螺栓M16×1.5	2	
30	GB/T894.1-2000	Snap spring 55 挡圈 55	2	
31	M6048009000	Chain roller 链轮组	2	
32	M6048004000(X)	Chain 链条	2	5-6t
-	M7048003000(X)	Chain 链条	2	型钢/structural st
-	M7048003000	Chain 链条	2	7t槽钢/ U-steel
33	GB/T91-2000	Pin 4×26 销 4×26	4	
34	GB/T6171-2000	Nut M24×2 螺母M24×2	4	
35	M6048004001	Nut M24×2 螺母M24×2	4	

图123/Fig. 123

基本型起升油缸选用表 LIFT CYLINDER OPTION TABLE

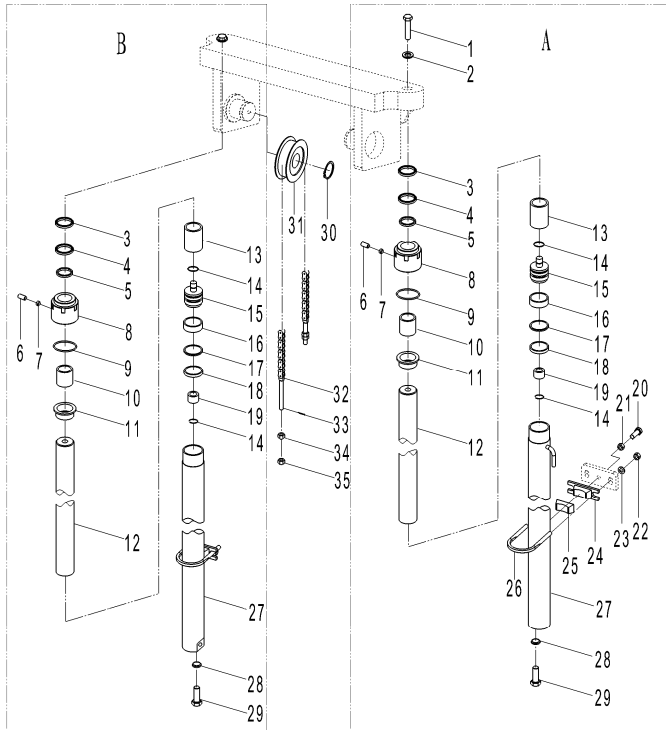
FD50-60T-MGH2,FD50-60T-MGH3

FD50-60T-MGO2,FD50-60T-MGO3

FD50-60T-MWF2,FD50-60T-MWF3

FD50-60T-MWJ2,FD50-60T-MWJ3

FD50-60T-MWH2,FD50-60T-MWH3

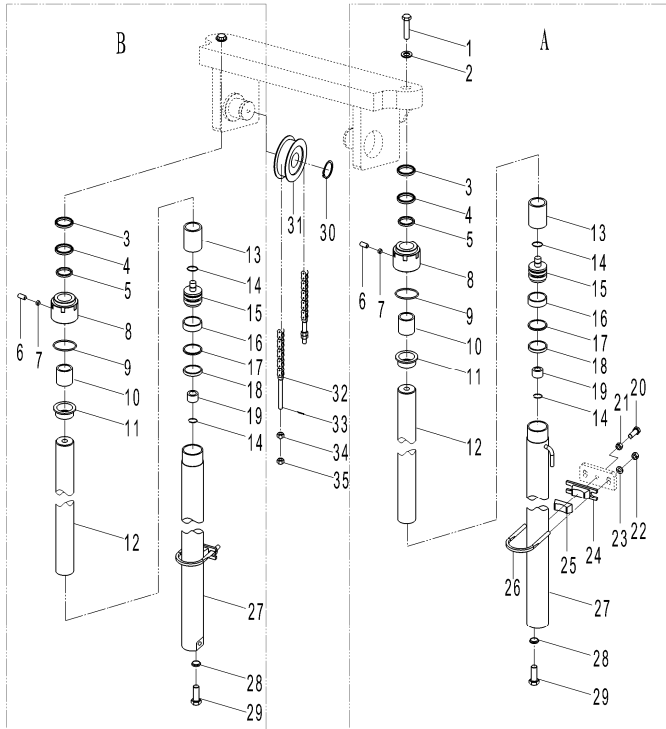


起升高 度 IFTING HEIGHT	起升油缸选用表 Lift Cylinder Optional Parts				备注
	左起升油缸 Lift cylinder L.H.	右起升油缸 Lift cylinder R.H.	链条总成 Chain Ass'y		Remark
2500	M6048014000/1	M6048013000/1	M6048004000(X)/1		5-6t
2700	M6048014000/2	M6048013000/2	M6048004000(X)/2		
2750	M6048014000/3	M6048013000/3	M6048004000(X)/3		
3000	M6048014000	M6048013000	M6048004000(X)		Standard/标准
3250	M6048014000/5	M6048013000/5	M6048004000(X)/5		
3300	M6048014000/6	M6048013000/6	M6048004000(X)/6		
3500	M6048014000/7	M6048013000/7	M6048004000(X)/7		
3750	M6048014000/8	M6048013000/8	M6048004000(X)/8		
4000	M6048014000/9	M6048013000/9	M6048004000(X)/9		
4250	M6048014000/10	M6048013000/10	M6048004000(X)/10		
4500	M6048014000/11	M6048013000/11	M6048004000(X)/11		
4750	M6048014000/12	M6048013000/12	M6048004000(X)/12		
5000	M6048014000/13	M6048013000/13	M6048004000(X)/13		
5500	M6048014000/14	M6048013000/14	M6048004000(X)/14		
6000	M6048014000/15	M6048013000/15	M6048004000(X)/15		

图123/ Fig. 123

基本型起升油缸选用表 LIFT CYLINDER OPTION TABLE

70T/MGH2-MGH3-MGO2-MGO3-MWF2-MWF3-MWJ2-MWJ3-MWH2-MWH3

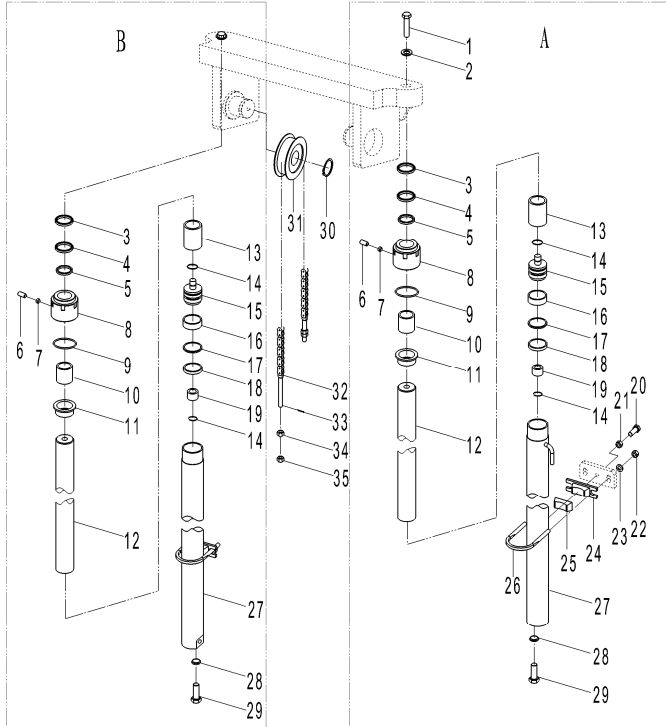


起升高 度 IFTING HEIGHT	起升油缸选用表 Lift Cylinder Optional Parts			备注 Remark
	左起升油缸 Lift cylinder L.H.	右起升油缸 Lift cylinder R.H.	链条总成 (型钢) Ass'y Chain	
2500	M7048007000/1	M7048006000/1	M7048003000(X)/1	
2700	M7048007000/2	M7048006000/2	M7048003000(X)/2	
2750	M7048007000/3	M7048006000/3	M7048003000(X)/3	
3000	M7048007000	M7048006000	M7048003000(X)	Standard/标准
3250	M7048007000/5	M7048006000/5	M7048003000(X)/5	
3300	M7048007000/6	M7048006000/6	M7048003000(X)/6	
3500	M7048007000/7	M7048006000/7	M7048003000(X)/7	
3750	M7048007000/8	M7048006000/8	M7048003000(X)/8	
4000	M7048007000/9	M7048006000/9	M7048003000(X)/9	
4250	M7048007000/10	M7048006000/10	M7048003000(X)/10	
4500	M7048007000/11	M7048006000/11	M7048003000(X)/11	
4750	M7048007000/12	M7048006000/12	M7048003000(X)/12	
5000	M7048007000/13	M7048006000/13	M7048003000(X)/13	
5500	M7048007000/14	M7048006000/14	M7048003000(X)/14	
6000	M7048007000/15	M7048006000/15	M7048003000(X)/15	

图123/ Fig. 123

基本型起升油缸选用表 LIFT CYLINDER OPTION TABLE

70T/MGH2-MGH3-MGO2-MGO3-MWF2-MWF3-MWJ2-MWJ3-MWH2-MWH3



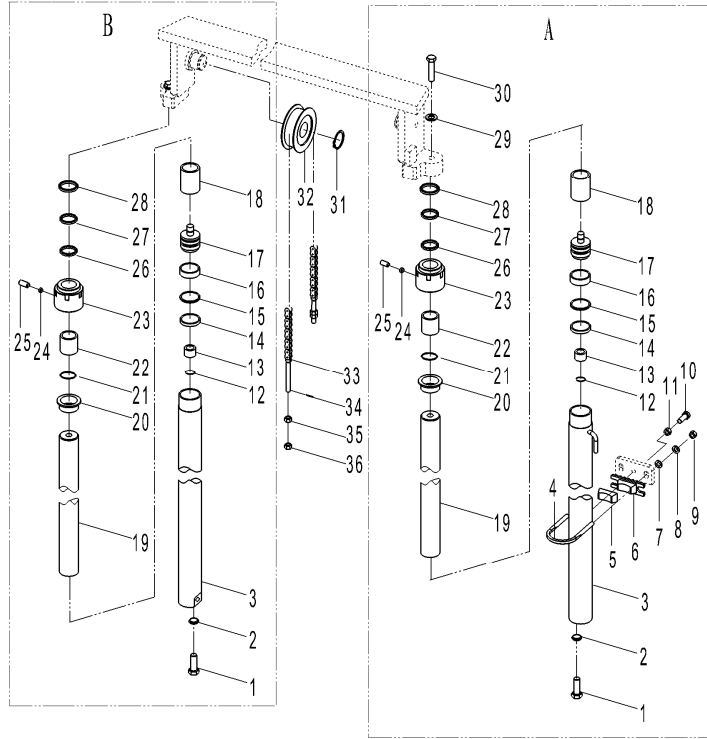
起升高 度 IFTING HEIGHT	起升油缸选用表 Lift Cylinder Optional Parts				备注 Remark
	左起升油缸 Lift cylinder L.H.	右起升油缸 Lift cylinder R.H.	链条总成 (槽钢) Ass'y	Chain	
2500	M7048007000/1	M7048006000/1	M7048003000/1		
2700	M7048007000/2	M7048006000/2	M7048003000/2		
2750	M7048007000/3	M7048006000/3	M7048003000/3		
3000	M7048007000	M7048006000	M7048003000		Standard/标准
3250	M7048007000/5	M7048006000/5	M7048003000/5		
3300	M7048007000/6	M7048006000/6	M7048003000/6		
3500	M7048007000/7	M7048006000/7	M7048003000/7		
3750	M7048007000/8	M7048006000/8	M7048003000/8		
4000	M7048007000/9	M7048006000/9	M7048003000/9		
4250	M7048007000/10	M7048006000/10	M7048003000/10		
4500	M7048007000/11	M7048006000/11	M7048003000/11		
4750	M7048007000/12	M7048006000/12	M7048003000/12		
5000	M7048007000/13	M7048006000/13	M7048003000/13		
5500	M7048007000/14	M7048006000/14	M7048003000/14		
6000	M7048007000/15	M7048006000/15	M7048003000/15		

图124/ Fig. 124

起升油缸（基本型）/ LIFT CYLINDER (NORMAL MAST M)

FD80-100T-MGO2, FD80-100T-MGO3

FD80-100T-MWF2, FD80-100T-MWF3



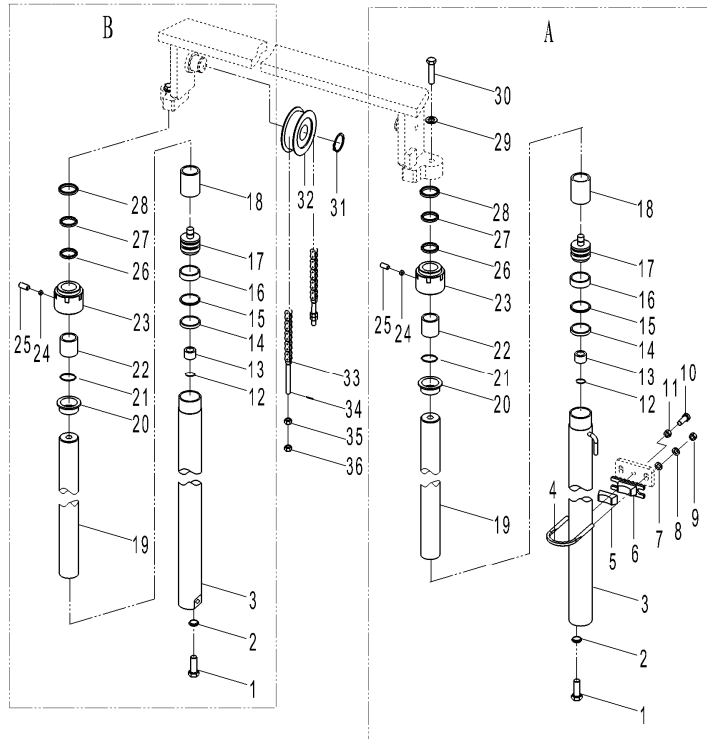
序号 Item No.	代号 Part No.	名称 Description	数量 Q'ty	备注 Remark
A	10A80-13000	Lift cylinder(right)	右起升油缸	1
B	10A80-13000	Lift cylinder(left)	左起升油缸	1
1	10A80-00008	Bolt	螺栓	2
2	GB/T93-1987	Washer 16	垫圈 16	2
3	M1002J01-100A	Cylinder body	缸体	2
4	10A80-00001	U-bolt	U型螺栓	2
5	10A80-00002	Rubber pad	油缸支撑块	2
6	10A80-00003	Rubber pad	橡胶块	2
7	GB/T97.1-2002	Washer 12	垫片 12	4
8	GB/T93-1987	Spring washer 12	垫片 12	4
9	GB/T6171-2000	Nut M12×1.5	螺母M12×1.5	4
10	GB/T5786-2000	Bolt M16×1.5×50	螺栓M16×1.5×50	2
11	GB/T6171-2000	Nut M16×1.5	螺母M16×1.5	2
12	M802J01-6	Snap spring	孔用钢丝挡圈	2
13	M802J01A-5	Sleeve	阀套	2
14	φ100×φ85×3	Snap spring	挡圈	2
15	OSI 100×85×9	Packing	孔封	2
16	D100×20×3	Bearing ring	孔用支承环	2
17	M1002J01-4	Piston	活塞	2
18	M802J01-3	Sleeve	隔套	2
19	M1002J01-1	Piston rod	活塞杆	2

图124/ Fig. 124

起升油缸（基本型）/ LIFT CYLINDER (NORMAL MAST M)

FD80-100T-MGO2, FD80-100T-MGO3

FD80-100T-MWF2, FD80-100T-MWF3



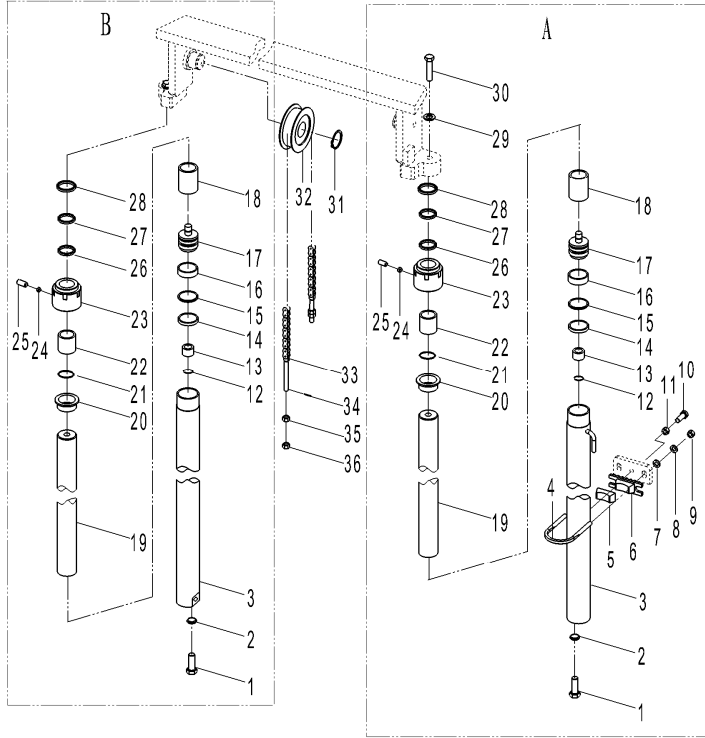
序号 Item No.	代号 Part No.	名称 Description	数量 Q'ty	备注 Remark
20	M1002J01-2	Bushing 衬套	2	
21	GB1235-76	O-ring 115×3.1 O型圈115×3.1	2	
22	SF-1/φ70×φ75×40	Bush bearing 钢背轴承	2	
23	M1002J01-3	Cylinder cap 螺盖	2	
24		Nylon pad φ6×3 尼龙垫 φ6×3	2	
25	GB80-85	Screw M8×10 螺钉M8×10	2	
26	ISI 70×φ80×6	Packing 轴封	2	
27	φ70×φ80×3	Snap spring 挡圈	2	
28	LBH 70×80×6/8	Dust-proof seal 防尘圈	2	
29	GB/T93-1987	Washer 30 垫圈 30	2	
30	GB/T5785-2000	Bolt M30×2×80 螺栓M30×2×80	2	
31	GB/T894.1-2000	Snap spring 75 挡圈75	2	
32	10A80-12000	Chain roller 链轮	2	
33	GB/T6074-2000	Chain LH2844 链条 LH2844	2	
34	GB/T91-2000	Pin4×60 销4×60	2	
35	GB/T6171-2000	Nut M33×2 螺母M33×2	2	
36	10A80-03001	Nut M33×2 螺母M33×2	2	

图124/ Fig. 124

基本型起升油缸选用表 LIFT CYLINDER OPTION TABLE

FD80-100T-MGO2,FD80-100T-MGO3

FD80-100T-MWF2,FD80-100T-MWF3

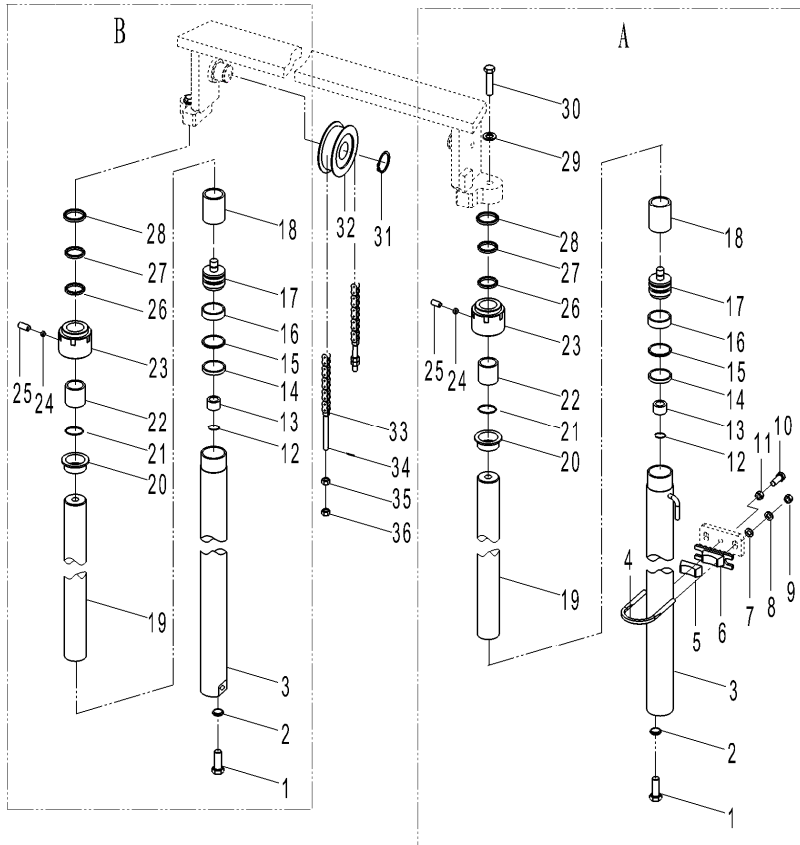


起升高 度 IFTING HEIGHT	起升油缸选用表 Lift Cylinder Optional Parts			备注
	起升油缸 Lift cylinder	链条总成 Chain Ass'y		Remark
1700	10A80-13000/1	10A80-03000/1-41		
2300	10A80-13000/2	10A80-03000/2-47		
2700	10A80-13000/3	10A80-03000/3-51		
3000	10A80-13000	10A80-03000-55		Standard/标准
3250	10A80-13000/4	10A80-03000-57		
3300	10A80-13000/5	10A80-03000/5-59		
3500	10A80-13000/6	10A80-03000/6-61		
3750	10A80-13000/7	10A80-03000/7-63		
4000	10A80-13000/8	10A80-03000/8-67		
4250	10A80-13000/9	10A80-03000/9-69		
4500	10A80-13000/10	10A80-03000/10-71		
4750	10A80-13000/11	10A80-03000/11-73		
5000	10A80-13000/12	10A80-03000/12-77		
5500	10A80-13000/13	10A80-03000/13-83		
6000	10A80-13000/14	10A80-03000/14-89		

图125/ Fig. 125

起升油缸（基本型）/ LIFT CYLINDER (NORMAL MAST M)

FD120T-MXWQ3

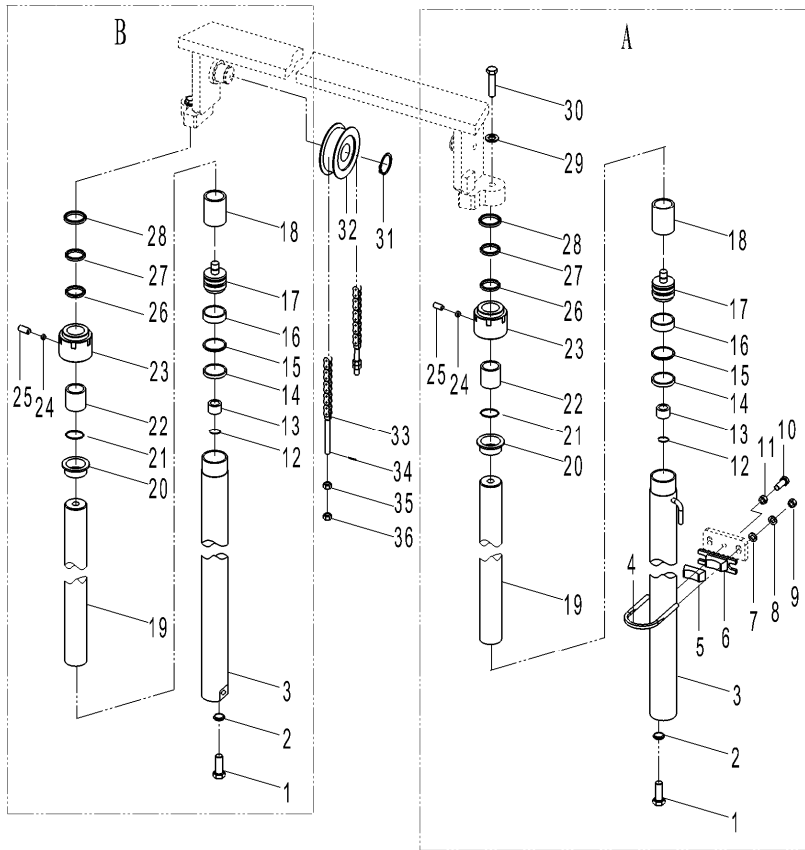


序号 Item No.	代号 Part No.	名称 Description	数量 Q'ty	备注 Remark
A	12A80X-08000	Lift cylinder(right)	右起升油缸	1
B	12A80X-08000	Lift cylinder(left)	左起升油缸	1
1	10A80-00007	Bolt	螺栓	2
2	GB/T93-1987	Washer 16	垫圈 16	2
3	M1002J01-100A	Cylinder body	缸体	2
4	12A80X-00001	U-bolt	U型螺栓	2
5	12A80X-00002	Rubber pad	油缸支撑块	2
6	12A80X-00003	Rubber pad	橡胶块	2
7	GB/T97.1-2002	Washer 14	垫圈14	4
8	GB/T93-1987	Spring washer 14	垫圈14	4
9	GB/T6171-2000	Nut M14×1.5	螺母M14×1.5	4
10	GB/T5786-2000	Bolt M16×1.5×50	螺栓M16×1.5×50	2
11	GB/T6171-2000	Nut M16×1.5	螺母M16×1.5	2
12	M802J01-6	Snap spring	孔用钢丝挡圈	2
13	M802J01A-5	Sleeve	阀套	2
14	φ105×φ90×3	Snap spring	挡圈	2
15	OSI 105×90×9	Packing	孔封	2
16	D105×15×3	Bearing ring	孔用支承环	2
17	M1202J01-4	Piston	活塞	2
18	M802J01-3	Sleeve	隔套	2
19	M1202J01-1	Piston rod	活塞杆	2

图125/ Fig. 125

起升油缸（基本型）/ LIFT CYLINDER (NORMAL MAST M)

FD120T-MXWQ3

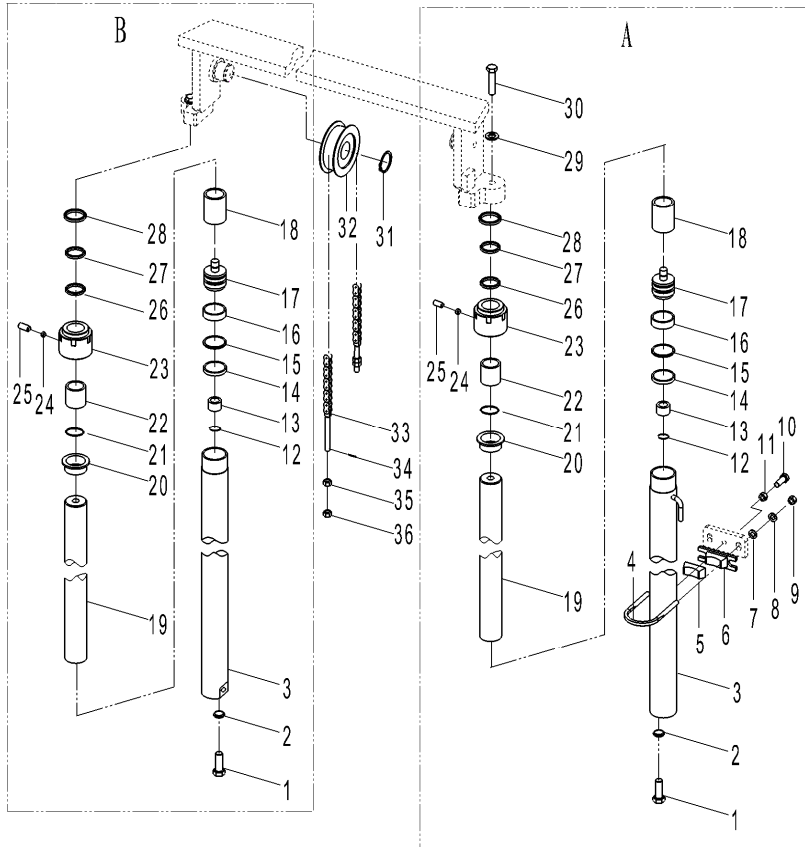


序号 Item No.	代号 Part No.	名称 Description	数量 Q'ty	备注 Remark
20	M1202J01-2	Bushing 衬套	2	
21	GB1235-76	O-ring 125×3.1 O型圈125×3.1	2	
22	SF-1/φ70×φ75×40	Bush bearing 钢背轴承	2	
23	M1202J01-3	Cylinder cap 螺盖	2	
24		Nylon pad φ6×3 尼龙垫φ6×3	2	
25	GB80-85	Screw M8×8 螺钉M8×8	2	
26	ISI 70×φ80×6	Packing 轴封	2	
27	φ70×φ80×3	Snap spring 挡圈	2	
28	LBH 70×80×6/8	Dust-proof seal 防尘圈	2	
29	GB/T93-1987	Washer 30 垫圈 30	2	
30	GB/T5785-2000	Bolt M30×2×80 螺栓M30×2×80	2	
31	GB/T894.1-2000	Snap spring 90 挡圈90	2	
32	13A80-15000	Chain roller 链轮	2	
33	12A80X-07000	Chain LH2844 链条 LH2844	2	
34	GB/T91-2000	Pin6×60 销6×60	2	
35	GB/T6171-2000	Nut M36×3 螺母M36×3	2	
36	12A80X-07001	Nut M36×3 螺母M36×3	2	

图125/Fig. 125

基本型起升油缸选用表 LIFT CYLINDER OPTION TABLE

FD120T-MXWQ3



起升高度 IFTING HEIGHT	起升油缸选用表 Lift Cylinder Opitional Parts			备注
	起升油缸 Lift cylinder	链条总成 Chain Ass'y		Remark
2700	12A80X-08000/1	-		
3000	12A80X-08000/2	12A80X-07000/1-51		
3250	-	12A80X-07000/2-53		
3300	12A80X-08000/3	12A80X-07000/3-53		Standard/标准
3500	12A80X-08000/4	12A80X-07000/4-55		
3750	12A80X-08000/5	12A80X-07000/5-57		
4000	12A80X-08000/6	12A80X-07000/6-61		
4250	12A80X-08000/7	12A80X-07000/7-63		
4500	12A80X-08000/8	12A80X-07000/8-67		
4750	12A80X-08000/9	12A80X-07000/9-69		
5000	12A80X-08000/10	12A80X-07000/10-71		
5500	12A80X-08000/11	12A80X-07000/11-77		
6000	12A80X-08000/12	12A80X-07000/12-81		

图126/ Fig. 126

前起升油缸（二级全自由型）/FRONT LIFT CYLINDER (FULL FREE 2-STAGE MAST ZM)

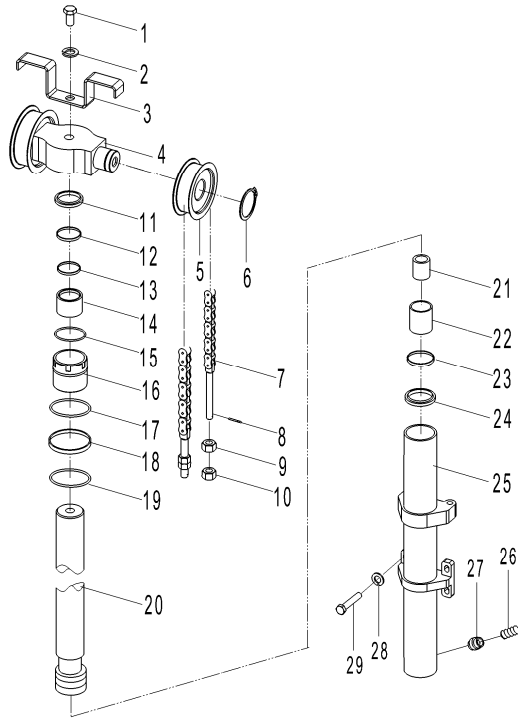
FD50-70T-MGH2,FD50-70T-MGH3

FD50-70T-MGO2,FD50-70T-MGO3

FD50-70T-MWF2,FD50-70T-MWF3

FD50-70T-MWJ2,FD50-70T-MWJ3

FD50-70T-MWH2,FD50-70T-MWH3

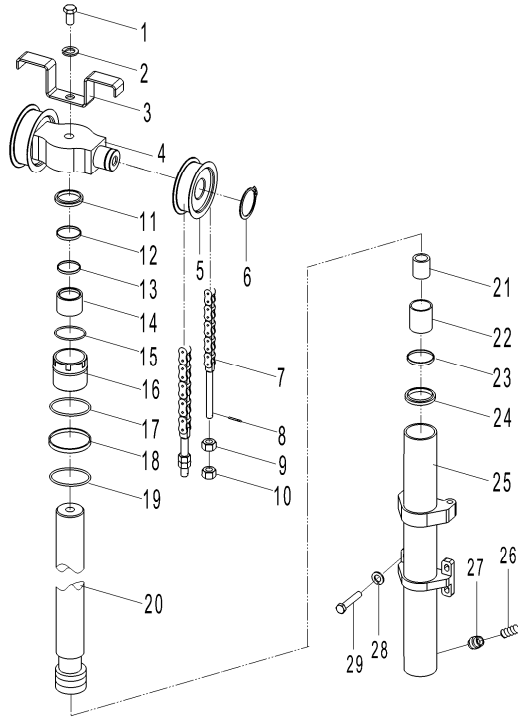


序号 Item No.	代号 Part No.	名称 Description	数量 Q'ty	备注 Remark
-	70482-07000	Middle cylinder	前起升缸	1
1	GB/T5785-2000	Bolt M30×2×90	螺栓 M30×2×90	1
2	GB/T93-1987	Washer 30	垫圈 30	1
3	M70074000001	Chain Hose hoop	链条护板	1
4	M70074000002	Roller seat	缸头	1
5	M6048009000	Chain roller	链轮	2
6	GB/T894.1-2000	Snap spring 55	挡圈55	2
7	70482-03000	Chain	链条	2
8	GB/T91-2000	Pin 4×26	销 4×26	4
9	GB/T6171-2000	Nut M24×2	螺母 M24×2	4
10	M6048004001	Nut M24×2	螺母 M24×2	4
11	LBH 100	Dust-proof seal100×110×6/8	防尘圈100×110×6/8	1
12	D100×115×3	Snap spring	挡圈	1
13	ISI 100	Packing100×115×9	轴封100×115×9	1
14	SH/1 100×105×50	Bush bearing	钢背轴承	1
15	GB895.1-86	Snap spring D=105	孔用钢丝挡圈D=105	1
16	M703J03-1	Cylinder cap	导向套	1
17	GB1235-76	O-ring150×3.1	O形圈150×3.1	1
18	D145×140.5×1.5	Snap spring	挡圈	1
19	GB1235-76	O-ring145×3.1	O形圈145×3.1	1
20	M702J05-100	Piston rod ass'y	活塞杆总成	1

图126/ Fig. 126

前起升油缸（二级全自由型）/FRONT LIFT CYLINDER (FULL FREE 2-STAGE MAST ZM)

FD50-70T-MGH2,FD50-70T-MGH3
 FD50-70T-MGO2,FD50-70T-MGO3
 FD50-70T-MWF2,FD50-70T-MWF3
 FD50-70T-MWJ2,FD50-70T-MWJ3
 FD50-70T-MWH2,FD50-70T-MWH3



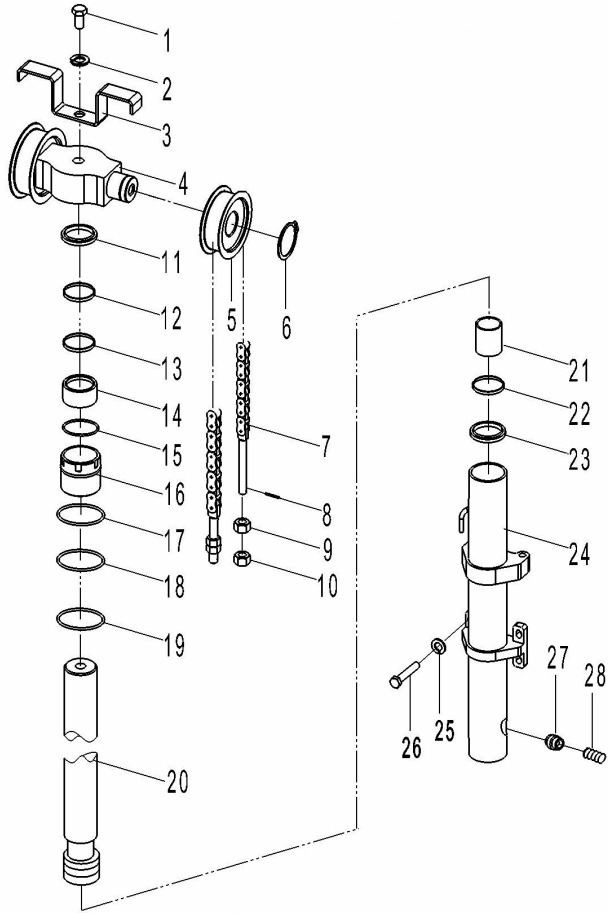
序号 Item No.	代号 Part No.	名称 Description	数量 Q'ty	备注 Remark
21	M702J05-01	Sleeve	隔套	按需
22	D145×25×5	Bearing ring	孔用支承环	1
23	D145×Φ125×3	Snap spring	挡圈	1
24	UPI 125	Packing 125×145×15	孔封125×145×15	1
25	M702J05-200	Cylinder body	缸体	1
26	TLC-15T13	Spring	弹簧	1
27	TLC-30T27	Safety valve	阀芯	1
28	GB/T97.1-2002	Washer 24	垫圈 24	4
29	GB/T5785-2000	Bolt M24×2×80	螺栓 M24×2×80	4

图127/ Fig. 127

前起升油缸（二级全自由型）/FRONT LIFT CYLINDER (FULL FREE 2-STAGE MAST ZM)

FD80-100T-MGO2,FD80-100T-MGO3

FD80-100T-MWF2,FD80-100T-MWF3



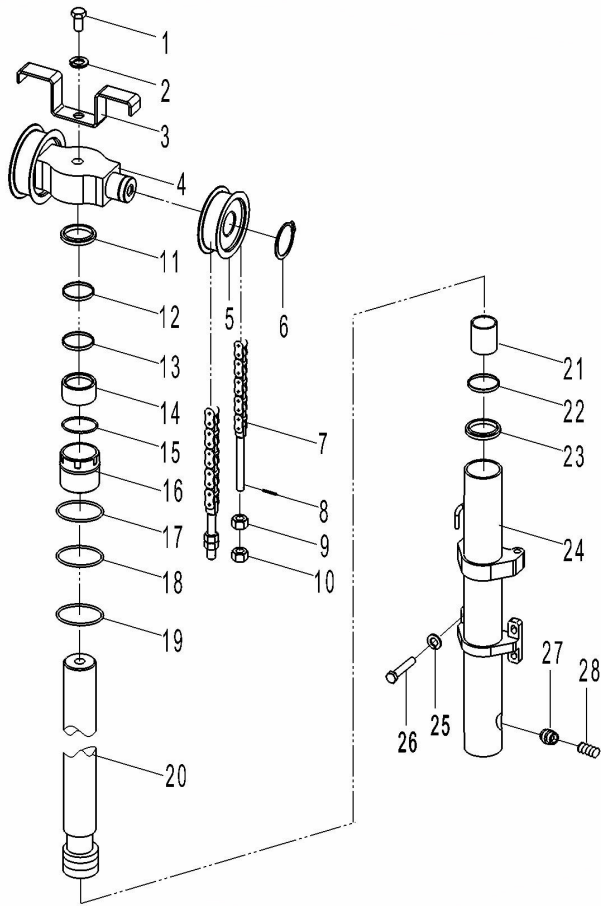
序号 Item No.	代号 Part No.	名称 Description	数量 Q'ty	备注 Remark
-	10A82-09000	Middle cylinder	前起升缸	1
1	GB/T5785-2000	Bolt M30×2×100	螺栓 M30×2×100	1
2	GB/T93-1987	Washer 30	垫圈30	1
3	10A82-00001	Chain Hose hoop	链条护板	1
4	10A82-00002	Roller seat	缸头	1
5	10A82-03000	Chain roller	链轮	2
6	GB/T894.1-2000	Snap spring 75	挡圈 75	2
7	GB/T6074-2000	Chain LH2844	链条 LH2844	2
8	GB/T91-2000	Pin4×60	销4×60	4
9	GB/T6171-2000	Nut M33×2	螺母M33×2	4
10	10A80-03001	Nut M33×2	螺母 M33×2	4
11	LBH	Dust-proof seal120X133X7/9.5	防尘圈120X133X7/9.5	1
12	ISI	Packing120×135×9	轴封120×135×9	1
13	φ120×φ135×3	Snap spring	挡圈	1
14	SF-1/φ120×φ125×60	Bush bearing	钢背轴承	1
15	GB895.1-86	Snap spring	孔用钢丝挡圈	1
16	M1002J05-1	Cylinder cap	导向套	1
17	GB1235-76	O-ring φ165×3.1	O型圈 φ 165×3.1	1
18	φ160×φ155×1.5	Snap spring	挡圈	1
19	GB1235-76	O-ring φ160×3.1	O型圈 φ 160×3.1	1
20	M1002J05-100	Piston rod	活塞杆	1

图127/ Fig. 127

前起升油缸（二级全自由型）/FRONT LIFT CYLINDER (FULL FREE 2-STAGE MAST ZM)

FD80-100T-MGO2,FD80-100T-MGO3

FD80-100T-MWF2,FD80-100T-MWF3



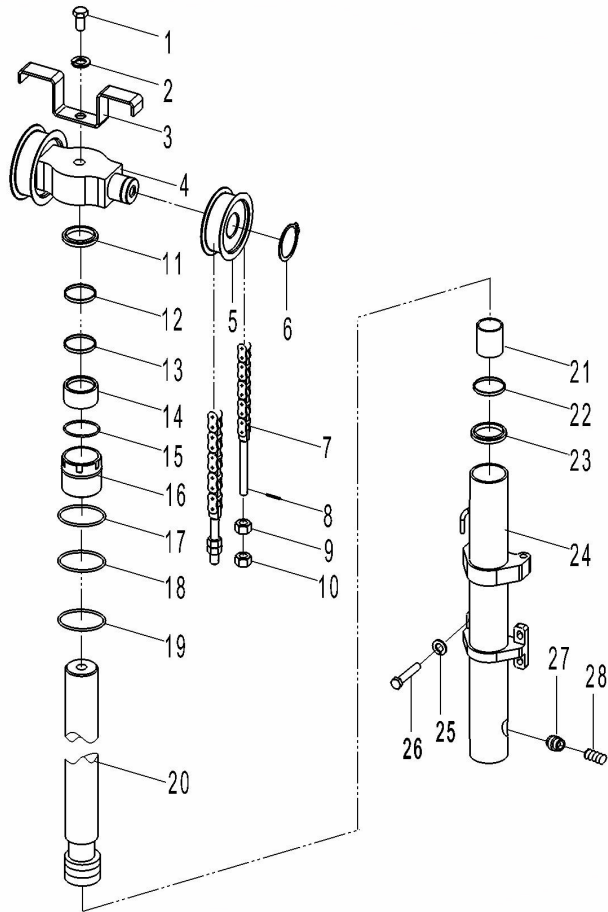
序号 Item No.	代号 Part No.	名称 Description	数量 Q'ty	备注 Remark
21	D160×35×5	Bearing ring 孔用支承环	1	
22	OSI 160×145×9	Packing 孔封	1	
23	φ160×φ145×3	Snap spring 挡圈	1	
24	M1002J05-200	Cylinder body 缸体	1	
25	GB/T93-1987	Washer 24 垫圈 24	4	
26	螺栓 M24X2X70	Bolt M24×2×70 螺栓 M24×2×70	4	
27	TLC-30T27	Safety valve 阀芯	1	
28	TLC-15T13	Spring 弹簧	1	

图127/ Fig. 127

前起升油缸（二级全自由型）/FRONT LIFT CYLINDER (FULL FREE 2-STAGE MAST ZM)

FD80-100T-MGO2,FD80-100T-MGO3

FD80-100T-MWF2,FD80-100T-MWF3



起升高度 IFTING HEIGHT	前起升油缸 Front Lift Cylinder Optional Parts			备注
	前起升油缸 Lift cylinder	链条总成 Chain Ass'y		Remark
3000	10A82-09000/1	10A82-04000/1-31		
3300	10A82-09000/2	10A82-04000/2-35		
3500	10A82-09000/3	10A82-04000/3-37		
3750	10A82-09000/4	10A82-04000/4-39		
4000	10A82-09000	10A82-04000-43		Standard/标准
4250	10A82-09000/5	10A82-04000/5-45		
4500	10A82-09000/6	10A82-04000/6-47		
4750	10A82-09000/7	10A82-04000/7-51		
5000	10A82-09000/8	10A82-04000/8-53		
5500	10A82-09000/9	10A82-04000/9-59		
6000	10A82-09000/10	10A82-04000/10-65		

图128/ Fig. 128

起升油缸（二级全自由型）/ LIFT CYLINDER (FULL FREE 2-STAGE MAST ZM)

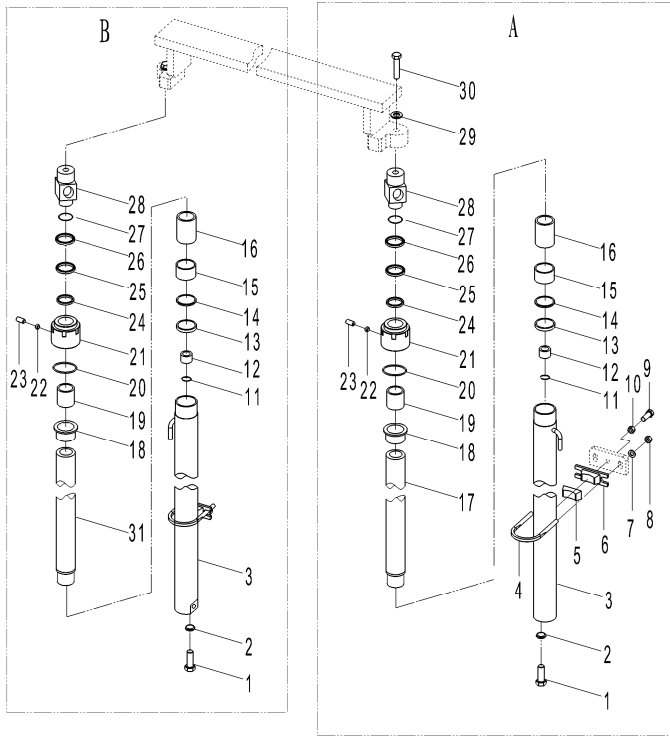
FD50-70T-MGH2,FD50-70T-MGH3

FD50-70T-MGO2,FD50-70T-MGO3

FD50-70T-MWF2,FD50-70T-MWF3

FD50-70T-MWJ2,FD50-70T-MWJ3

FD50-70T-MWH2,FD50-70T-MWH3



序号 Item No.	代号 Part No.	名称 Description	数量 Q'ty	备注 Remark
A	70482-06000	Lift cylinder(left)	左起升缸	1
B	70482-05000	Lift cylinder(right)	右起升缸	1
1	70482-00001	Bolt M12×1.25	螺栓 M12×1.25	2
2	GB/T97.1-2002	Washer 12	垫圈 12	2
3	M702J03-100	Cylinder body	缸体	2
4	70482-00002	Hoop	箍	2
5	70482-00003	Rubber pad	橡胶块	2
6	70482-00004	Hoop seat	箍座	2
7	GB/T97.1-2002	Washer 12	垫圈 12	4
8	GB/T6171-2000	Nut M12×1.25	螺母M12×1.25	4
9	GB/T5786-2000	Bolt M16×1.5×45	螺栓M16×1.5×45	2
10	GB/T6171-2000	Nut M16×1.5	螺母M16×1.5	2
11	M452J01-5	Snap spring φ38×2.5	孔用钢丝挡圈 φ38×2.5	2
12	M452J01-6	Sleeve	阀套	2
13	OSI 63×53×6	Packing	孔封	2
14	φ63×φ53×6	Snap spring	孔用挡圈	2
15	D63×20×2.5	Bearing ring	孔用支承环	2
16	M702J03-02	Sleeveφ50×100	隔套 φ50×100	按需
17	M702J03-200	Piston rod(left)	左活塞杆	1
18	Max352J01-3	Bushing	衬套	2
19	SF-1/φ50×φ55×40	Bush bearing	缸背轴承	2

图128/Fig. 128

起升油缸（二级全自由型）/LIFT CYLINDER (FULL FREE 2-STAGE MAST ZM)

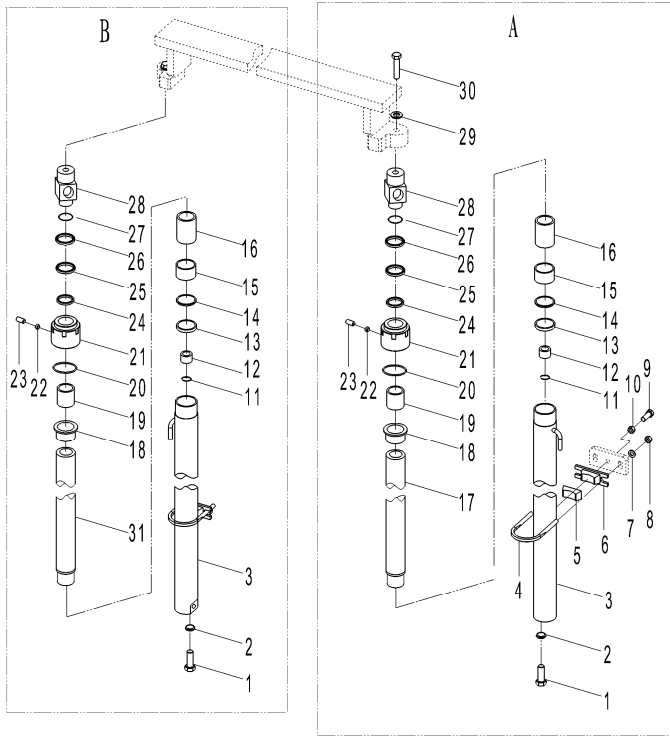
FD50-70T-MGH2,FD50-70T-MGH3

FD50-70T-MGO2,FD50-70T-MGO3

FD50-70T-MWF2,FD50-70T-MWF3

FD50-70T-MWJ2,FD50-70T-MWJ3

FD50-70T-MWH2,FD50-70T-MWH3

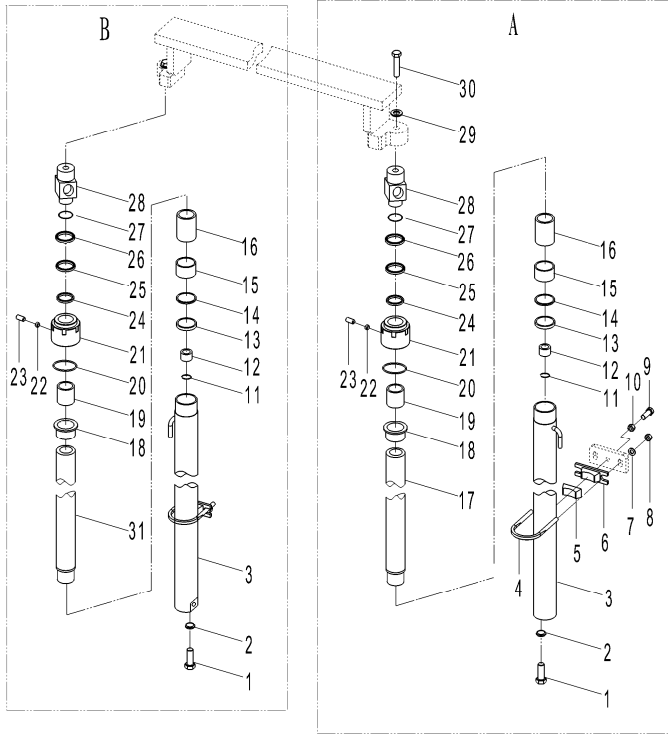


序号 Item No.	代号 Part No.	名称 Description	数量 Q'ty	备注 Remark
20	GB1235-76	O-ringφ75×3.1	2	0形圈 φ75×3.1
21	Max352J01-2	Cylinder cap	2	缸盖
22	-	Nylon pad φ6×3	2	尼龙垫 φ6×3
23	GB73-85	Screw M8×6	2	螺钉M8×6
24	ISI 50×6-×6	Packing	2	轴封
25	φ60×φ50×3	Snap spring	2	挡圈
26	LBH 50×58×5/6.5	Dust-proof seal	2	防尘圈
27	GB1235-76	O-ringφ75×3.1	2	0形圈 φ75×3.1
28	M702J03-01	connector	2	杆接头
29	M6048000008	Washer	2	垫
30	GB/T5785-2000	Bolt M20×1.5×60	2	螺栓 M20×1.5×60
31	M702J04-100	Piston rod ass'y(right)	1	右活塞杆总成

图128/ Fig. 128

起升油缸（二级全自由型）/ LIFT CYLINDER (FULL FREE 2-STAGE MAST ZM)

FD50-70T-MGH2,FD50-70T-MGH3
 FD50-70T-MGO2,FD50-70T-MGO3
 FD50-70T-MWF2,FD50-70T-MWF3
 FD50-70T-MWJ2,FD50-70T-MWJ3
 FD50-70T-MWH2,FD50-70T-MWH3



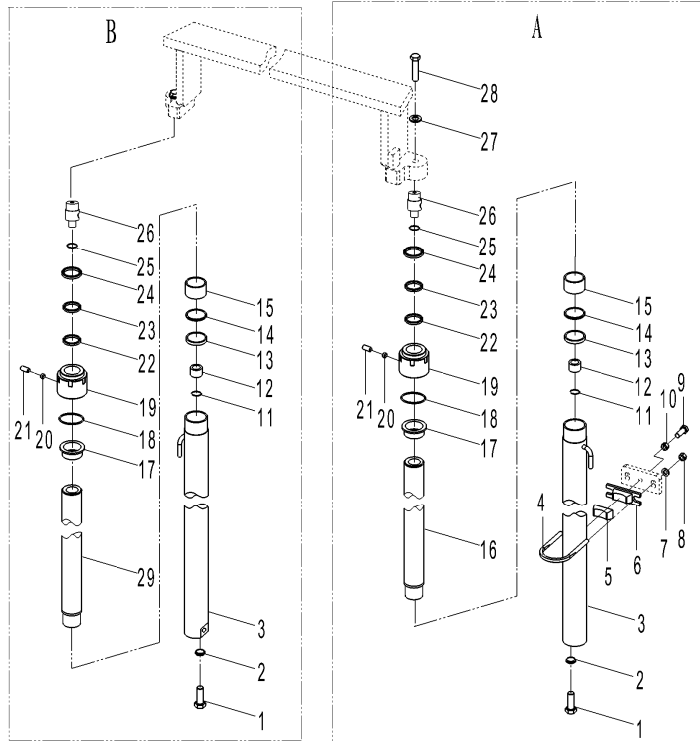
起升高度 IFTING HEIGHT	起升油缸选用表 Lift Cylinder Opitonal Parts			备注
	左起升油缸 Lift cylinder L. H.	右起升油缸 Lift cylinder R.H.		Remark
3000	70482-06000	70482-05000		Standard/标准
3300	70482-06000/2	70482-05000/2		
3500	70482-06000/3	70482-05000/3		
3750	70482-06000/4	70482-05000/4		
4000	70482-06000/5	70482-05000/5		
4250	70482-06000/6	70482-05000/6		
4500	70482-06000/7	70482-05000/7		
4750	70482-06000/8	70482-05000/8		
5000	70482-06000/9	70482-05000/9		
5500	70482-06000/10	70482-05000/10		
6000	70482-06000/11	70482-05000/11		

图129/ Fig. 129

起升油缸（二级全自由型）/ LIFT CYLINDER (FULL FREE 2-STAGE MAST ZM)

FD80-100T-MGO2, FD80-100T-MGO3

FD80-100T-MWF2, FD80-100T-MWF3



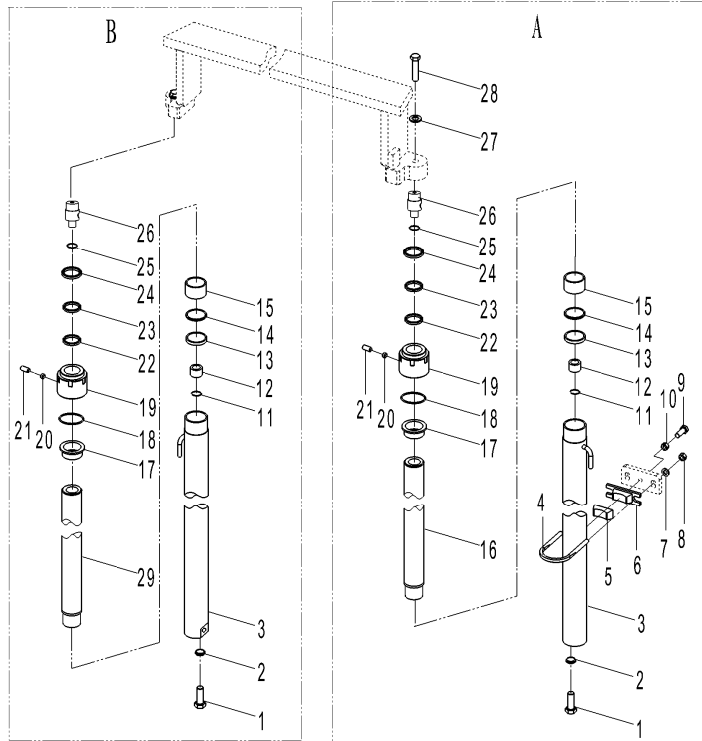
序号 Item No.	代号 Part No.	名称 Description	数量 Q'ty	备注 Remark
A	10A82-06000	Lift cylinder(right)	右起升油缸	1
B	10A82-07000	Lift cylinder(left)	左起升油缸	1
01	70482-00001	Bolt M12×1.25	螺栓 M12×1.25	2
02	GB/T93-1987	Washer 12	垫圈 12	2
03	M1002J03-200	Cylinder body	缸体	2
04	10A82-00003	Hoop	箍	2
05	10A82-00004	Rubber pad	橡胶套	2
06	10A82-00005	Hoop seat	箍座	2
07	GB/T6171-2000	Nut M12×1.25	螺母 M12×1.25	2
08	GB/T97.1-2002	Washer 12	垫圈 12	4
09	GB/T5786-2000	Bolt M16×1.5×55	螺栓 M16×1.5×55	2
10	GB/T6171-2000	Nut M16×1.5	螺母 M16×1.5	2
11	M502J01-6	Snap spring	孔用钢丝挡圈	2
12	M502J01A-5	Sleeve	阀套	2
13	OSI 70×60×6	Packing	孔封	2
14	φ70×φ60×3	Snap spring	挡圈	2
15	D70×20×2.5	Bearing ring	孔用支承环	2
16	M1002J04-100	Piston rod ass'y(right)	右活塞杆总成	1
17	M1002J03-02	Bushing	衬套	2
18	GB1235-76	O-ring φ85×3.1	O型圈 φ85×3.1	2
19	M1002J03-03	Cylinder cap	螺盖	2

图129/ Fig. 129

起升油缸（二级全自由型）/ LIFT CYLINDER (FULL FREE 2-STAGE MAST ZM)

FD80-100T-MGO2, FD80-100T-MGO3

FD80-100T-MWF2, FD80-100T-MWF3



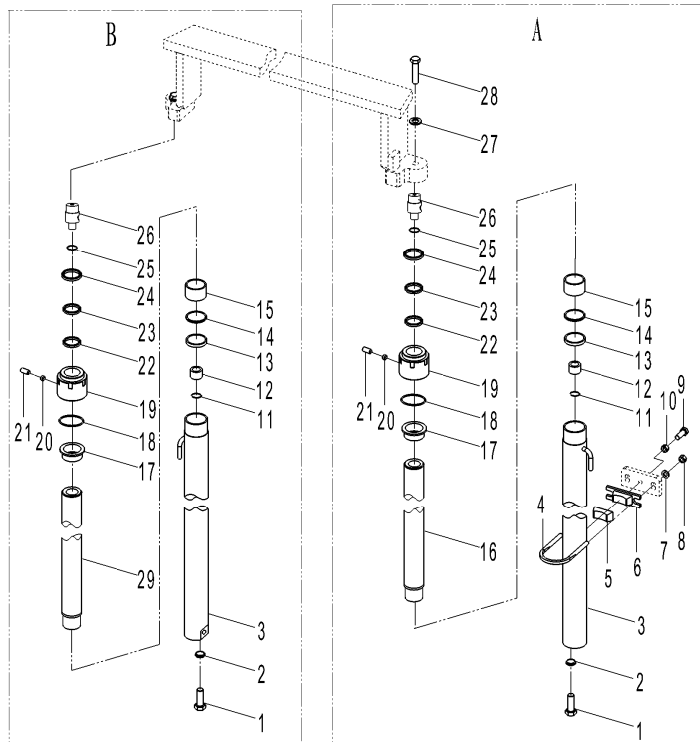
序号 Item No.	代号 Part No.	名称 Description	数量 Q'ty	备注 Remark
20	-	Nylon pad φ6×3 尼龙垫 φ6×3	2	
21	GB80-85	Screw M8×8 螺钉M8×8	2	
22	ISI 32	Packing 63×73×6 轴封63×73×6	2	
23	φ73×φ63×3	Snap spring 挡圈	2	
24	LBH 63×71×5/6.5	Dust-proof seal 防尘圈	2	
25	GB1235-76	O-ring φ45×3.1 O型圈 φ45×3.1	2	
26	M1002J03-01	Rod pin 杆头	2	
27	GB/T5785-2000	Bolt M20×2×80 螺栓 M20×2×80	2	
28	GB/T93-1987	Washer 20 垫圈20	2	
29	M1002J03-1000	Piston rod(left) ass'y 左活塞杆总成	2	

图129/Fig. 129

起升油缸（二级全自由型）/LIFT CYLINDER (FULL FREE 2-STAGE MAST ZM)

FD80-100T-MGO2,FD80-100T-MGO3

FD80-100T-MWF2,FD80-100T-MWF3



起升高 度 IFTING HEIGHT	起升油缸选用表 Lift Cylinder Opitonal Parts			备注
	左起升油缸 Lift cylinder L. H.	右起升油缸	Lift cylinder R.H.	Remark
3000	10A82-07000/1		10A82-06000/1	
3300	10A82-07000/2		10A82-06000/2	
3500	10A82-07000/3		10A82-06000/3	
3750	10A82-07000/4		10A82-06000/4	
4000	10A82-07000		10A82-06000	Standard/标准
4250	10A82-07000/5		10A82-06000/5	
4500	10A82-07000/6		10A82-06000/6	
4750	10A82-07000/7		10A82-06000/7	
5000	10A82-07000/8		10A82-06000/8	
5500	10A82-07000/9		10A82-06000/9	
6000	10A82-07000/10		10A82-06000/10	

图130/ Fig. 130

前起升油缸（三级全自由型）/FRONT LIFT CYLINDER (FULL FREE 3-STAGE MAST ZM)

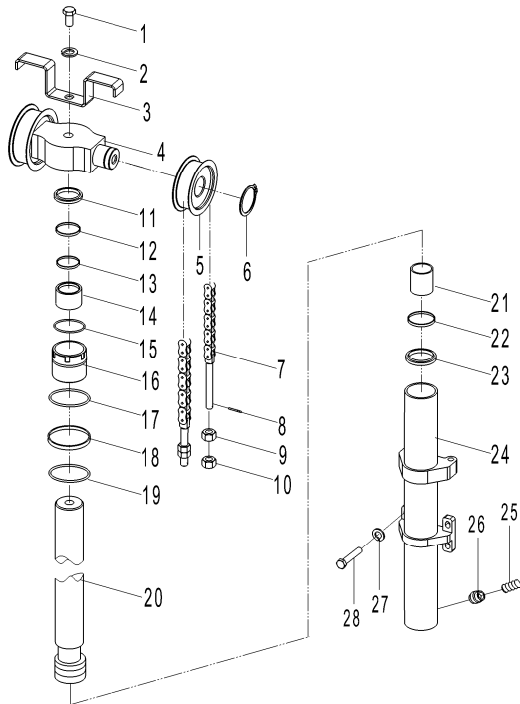
FD50-70T-MGH2,FD50-70T-MGH3

FD50-70T-MGO2,FD50-70T-MGO3

FD50-70T-MWF2,FD50-70T-MWF3

FD50-70T-MWJ2,FD50-70T-MWJ3

FD50-70T-MWH2,FD50-70T-MWH3



序号 Item No.	代号 Part No.	名称 Description	数量 Q'ty	备注 Remark	
-	M70074013000	Middle cylinder	前起升缸	1	7t(14.1.22至
-	M60074013000	Middle cylinder	前起升缸	1	5-6t(14.1.22至
-	M60074013000	Middle cylinder	前起升缸	1	5-7t(14.1.22起
1	GB/T5785-2000	Bolt M30x2x90	螺栓 M30x2x90	1	
2	GB/T93-1987	Washer 30	垫圈 30	1	
3	M70074000001	Chain Hose hoop	链条护板	1	
4	M70074000002	Roller seat	缸头	1	
5	M6048009000	Chain roller	链轮	2	
6	GB/T894.1-2000	Snap spring 55	挡圈 55	2	
7	M70074001000	Chain ass'y (I)	链条组 (I)	2	
8	GB/T91-2002	Pin 3.2x18	销 3.2x18	4	
9	M70074001001	Nut M24x2	螺母 M24x2	4	
10	GB/T6171-2000	Nut M24x2	螺母 M24x2	4	
11	LBH 100	Dust-proof seal100×110×6/8	防尘圈100×110×6/8	1	
12	D100×115×3	Snap spring	挡圈	1	
13	ISI 100	Packing100×115×9	轴封100×115×9	1	
14	SF-1/100×Φ105×50	Bush bearing	钢背轴承	1	
15	GB895.1-86	Snap spring D=105	孔用钢丝挡圈D=105	1	
16	M703J03-1	Cylinder cap	导向套	按需	7t(14.1.22至
-	M503J03-1	Cylinder cap	导向套	按需	5-6t(14.1.22至
-	M503J03-1	Cylinder cap	导向套	按需	5-7t(14.1.22起

图130/Fig. 130

前起升油缸（三级全自由型）/FRONT LIFT CYLINDER (FULL FREE 3-STAGE MAST ZM)

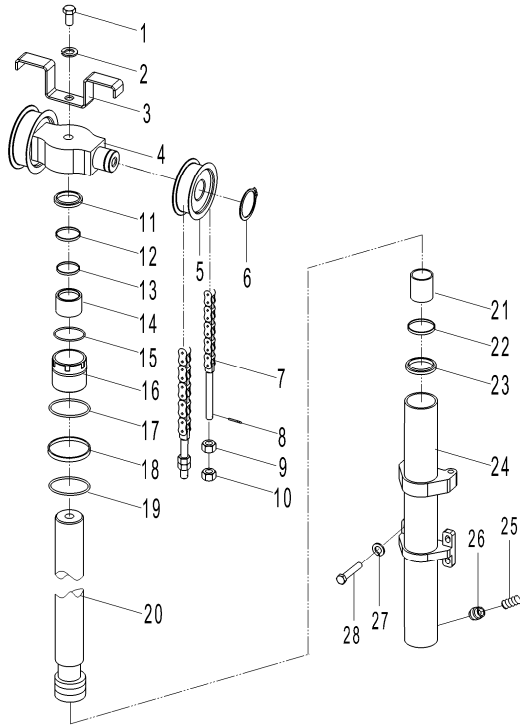
FD50-70T-MGH2,FD50-70T-MGH3

FD50-70T-MGO2,FD50-70T-MGO3

FD50-70T-MWF2,FD50-70T-MWF3

FD50-70T-MWJ2,FD50-70T-MWJ3

FD50-70T-MWH2,FD50-70T-MWH3



序号 Item No.	代号 Part No.	名称 Description		数量 Q'ty	备注 Remark
17	GB1235-76	O-ring 150×3.1	0形圈150×3.1	1	7t(14.1.22至
-	GB1235-76	O-ring 135×3.1	0形圈135×3.1	1	5-6t(14.1.22至
-	GB1235-76	O-ring 135×3.1	0形圈135×3.1	1	5-7t(14.1.22起
18	D145×Φ140.5×1.5	Snap spring	挡圈	1	7t(14.1.22至
-	D130×Φ125.5×1.5	Snap spring	挡圈	1	5-6t(14.1.22至
-	D130×Φ125.5×1.5	Snap spring	挡圈	1	5-7t(14.1.22起
19	GB1235-76	O-ring 145×3.1	0形圈145×3.1	1	7t(14.1.22至
-	GB1235-76	O-ring 130×3.1	0形圈130×3.1	1	5-6t(14.1.22至
-	GB1235-76	O-ring 130×3.1	0形圈130×3.1	1	5-7t(14.1.22起
20	M703J03-100	Piston rod ass'y	活塞杆总成	1	7t(14.1.22至
-	M503J03-100	Piston rod ass'y	活塞杆总成	1	5-6t(14.1.22至
-	M503J03-100	Piston rod ass'y	活塞杆总成	1	5-7t(14.1.22起
21	D145×25×5	Bearing ring	孔用支承环	1	7t(14.1.22至
-	D130×30×5	Bearing ring	孔用支承环	1	5-6t(14.1.22至
-	D130×30×5	Bearing ring	孔用支承环	1	5-7t(14.1.22起
22	D145×Φ125×3	Snap spring	挡圈	1	7t(14.1.22至
-	D130×Φ115×3	Snap spring	挡圈	1	5-6t(14.1.22至
-	D130×Φ115×3	Snap spring	挡圈	1	5-7t(14.1.22起
23	UPI 125	Packing 125×145×15	孔封125×145×15	1	7t(14.1.22至
-	OSI	Packing 130×115×9	孔封130×115×9	1	5-6t(14.1.22至
-	OSI	Packing 130×115×9	孔封130×115×9	1	5-7t(14.1.22至

图130/ Fig. 130

前起升油缸 (三级全自由型) / FRONT LIFT CYLINDER (FULL FREE 3-STAGE MAST ZM)

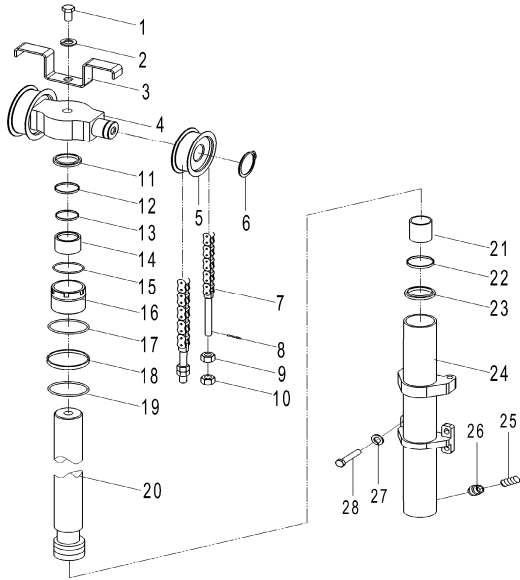
FD50-70T-MGH2, FD50-70T-MGH3

FD50-70T-MGO2, FD50-70T-MGO3

FD50-70T-MWF2, FD50-70T-MWF3

FD50-70T-MWJ2, FD50-70T-MWJ3

FD50-70T-MWH2, FD50-70T-MWH3




序号 Item No.	代号 Part No.	名称 Description	数量 Q'ty	备注 Remark
24	M703J03-200	Cylinder body	缸体 1	7(14.1.22至
-	M503J03-200	Cylinder body	缸体 1	5-6(14.1.22至
-	M503J03-200	Cylinder body	缸体 1	5-6(14.1.22至
25	TLC-15T13	Spring	弹簧 1	
26	TLC-30T27	Safety valve	阀芯 1	
27	GB/T97.1-2002	Washer 24	垫圈 24 4	
28	GB/T5785-2000	Bolt M24×2×80	螺栓 M24×2×80 4	

图131/ Fig. 131

前起升油缸（三级全自由型）/FRONT LIFT CYLINDER (FULL FREE 3-STAGE MAST ZM)

FD80-100T-MGO2,FD80-100T-MGO3

FD80-100T-MWF2,FD80-100T-MWF3




序号 Item No.	代号 Part No.	名称 Description		数量 Q'ty	备注 Remark
-	10A84-07000	Middle cylinder	前起升缸	1	
1	GB/T5785-2000	Bolt M30×2×100	螺栓 M30×2×100	1	
2	GB/T93-1987	Washer 30	垫圈30	1	
3	10A82-00001	Chain Hose hoop	链条护板	1	
4	10A82-00002	Roller seat	缸头	1	
5	10A82-03000	Chain roller	链轮	2	
6	GB/T894.1-2000	Snap spring 75	挡圈 75	2	
7	GB/T6074-2000	Chain LH2844	链条 LH2844	2	
8	GB/T91-2000	Pin4×60	销4×60	4	
9	GB/T6171-2000	Nut M33×2	螺母M33×2	4	
10	10A80-03001	Nut M33×2	螺母 M33×2	4	
11	LBH	Dust-proof seal120×133×7/9.5	防尘圈120×133×7/9.5	1	
12	ISI	Packing120×135×9	轴封120×135×9	1	
13	φ120×φ135×3	Snap spring	挡圈	1	
14	SF-1/φ120×φ125×60	Bush bearing	钢背轴承	1	
15	GB895.1-86	Snap spring Do=125	孔用钢丝挡圈Do=125	1	
16	M1002J05-1	Cylinder cap	导向套	1	
17	GB1235-76	O-ring φ165×3.1	O型圈 φ 165×3.1	1	
18	φ160×φ155×1.5	Snap spring	挡圈	1	
19	GB1235-76	O-ring φ160×3.1	O型圈 φ 160×3.1	1	
20	M1003J03-100	Piston rod ass'y	活塞杆总成	1	

图131/Fig. 131

前起升油缸（三级全自由型）/FRONT LIFT CYLINDER (FULL FREE 3-STAGE MAST ZM)

FD80-100T-MGO2,FD80-100T-MGO3

FD80-100T-MWF2,FD80-100T-MWF3



起升高 度 IFTING HEIGHT	前起升油缸 Front Lift Cylinder Optional Parts			备注
	前起升油缸 Lift cylinder	链条总成 Chain Ass'y		Remark
3600	10A84-07000/1	10A84-08000/1-49		
4000	10A84-07000/2	10A84-08000/2-51		
4350	10A84-07000	10A84-08000-53		Standard/标准
4500	10A84-07000/3	10A84-08000/3-53		
4800	10A84-07000/4	10A84-08000/4-55		
5000	10A84-07000/5	10A84-08000/5-57		
5400	10A84-07000/6	10A84-08000/6-61		
6000	10A84-07000/7	10A84-08000/7-67		

图132/ Fig. 132

起升缸（三级全自由型）/LIFT CYLINDER (FULL FREE 3-STAGE MAST ZM)

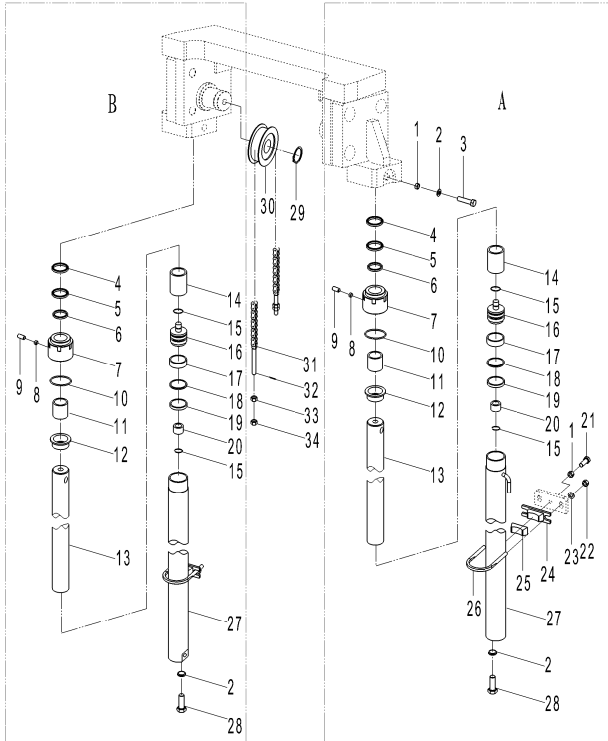
FD50-70T-MGH2,FD50-70T-MGH3

FD50-70T-MGO2,FD50-70T-MGO3

FD50-70T-MWF2,FD50-70T-MWF3

FD50-70T-MWJ2,FD50-70T-MWJ3

FD50-70T-MWH2,FD50-70T-MWH3



序号 Item No.	代号 Part No.	名称 Description	数量 Q'ty	备注 Remark	
A	M70074011000	Lift cylinder(left)	左起升缸	1	7t(14.1.22至
-	M60074011000	Lift cylinder(left)	左起升缸	1	5-6t(14.1.22至
-	M60074011000	Lift cylinder(left)	左起升缸	1	5-7t(14.1.22起
B	M70074012000	Lift cylinder(right)	右起升缸	1	7t(14.1.22至
-	M60074012000	Lift cylinder(right)	右起升缸	1	5-6t(14.1.22至
-	M60074012000	Lift cylinder(right)	右起升缸	1	5-7t(14.1.22起
1	GB/T6171-2000	Nut M16×1.5	螺母 M16×1.5	4	
2	GB/T97.1-2000	Washer 16	垫圈 16	2	
3	GB/T5785-2000	Bolt M16×1.5×130	螺栓 M16×1.5×130	2	
4	LBH 70	Dust-proof seal70×80×6/8	防尘圈70×80×6/8	2	7t(14.1.22至
-	LBH 60	Dust-proof seal60×68×5/6.5	防尘圈60×68×5/6.5	2	5-6t(14.1.22至
-	LBH 60	Dust-proof seal60×68×5/6.5	防尘圈60×68×5/6.5	2	5-7t(14.1.22起
5	φ70×φ80×3	Snap spring	轴用挡圈	2	7t(14.1.22至
-	φ60×φ70×3	Snap spring	轴用挡圈	2	5-6t(14.1.22至
-	φ60×φ70×3	Snap spring	轴用挡圈	2	5-7t(14.1.22起
6	ISI 70	Packing 70×80×6	轴封70×80×6	2	7t(14.1.22至
-	ISI 60	Packing 60×70×6	轴封60×70×6	2	5-6t(14.1.22至
-	ISI 60	Packing 60×70×6	轴封60×70×6	2	5-7t(14.1.22起
7	M802J01A-7A	Cylinder cap	螺盖	2	7t(14.1.22至
-	M502J01A-7A	Cylinder cap	螺盖	2	5-6t(14.1.22至
-	M502J01A-7A	Cylinder cap	螺盖	2	5-7t(14.1.22起

图132/ Fig. 132

起升缸（三级全自由型）/ LIFT CYLINDER (FULL FREE 3-STAGE MAST ZM)

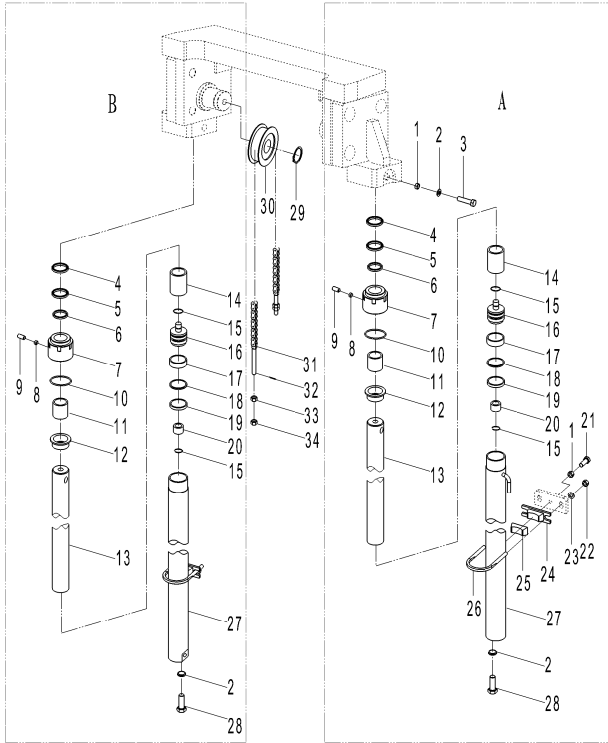
FD50-70T-MGH2,FD50-70T-MGH3

FD50-70T-MGO2,FD50-70T-MGO3

FD50-70T-MWF2,FD50-70T-MWF3

FD50-70T-MWJ2,FD50-70T-MWJ3

FD50-70T-MWH2,FD50-70T-MWH3



序号 Item No.	代号 Part No.	名称 Description	数量 Q'ty	备注 Remark
8		Nylon pad φ6×3 尼龙垫 φ6×3	2	
9	GB80-85	Screw M8×10 螺钉M8×10	2	
10	GB1235-76	O-ring 105×3.1 O形圈105×3.1	2	7t(14.1.22至
-	GB3452.1-92	O-ring 90×3.55 O形圈90×3.55	2	5-6t(14.1.22至
-	GB3452.1-92	O-ring 90×3.55 O形圈90×3.55	2	5-7t(14.1.22起
11	SF-1/φ70×φ75×40	Bush bearing 钢背轴承	2	7t(14.1.22至
-	SF-1/φ60×φ65×40	Bush bearing 钢背轴承	2	5-6t(14.1.22至
-	SF-1/φ60×φ65×40	Bush bearing 钢背轴承	2	5-7t(14.1.22起
12	M802J01A-2A	Bushing 衬套	2	7t(14.1.22至
-	M502J01A-2A	Bushing 衬套	2	5-6t(14.1.22至
-	M502J01A-2A	Bushing 衬套	2	5-7t(14.1.22起
13	M703J01-1A	Piston rod 活塞杆	2	7t(14.1.22至
-	M503J01-1A	Piston rod 活塞杆	2	5-6t(14.1.22至
-	M503J01-1A	Piston rod 活塞杆	2	5-7t(14.1.22起
14	M703J01-2	Sleeve 隔套	按需	7t(14.1.22至
-	M503J01-2	Sleeve 隔套	按需	5-6t(14.1.22至
-	M503J01-2	Sleeve 隔套	按需	5-7t(14.1.22起
15	M802J01-6	Snap spring 孔用钢丝挡圈	4	7t(14.1.22至
-	M502J01-6	Snap spring 孔用钢丝挡圈	4	5-6t(14.1.22至
-	M502J01-6	Snap spring 孔用钢丝挡圈	4	5-7t(14.1.22起
16	M802J01A-4	Piston 活塞	2	7t(14.1.22至

图132/Fig. 132

起升缸（三级全自由型）/LIFT CYLINDER (FULL FREE 3-STAGE MAST ZM)

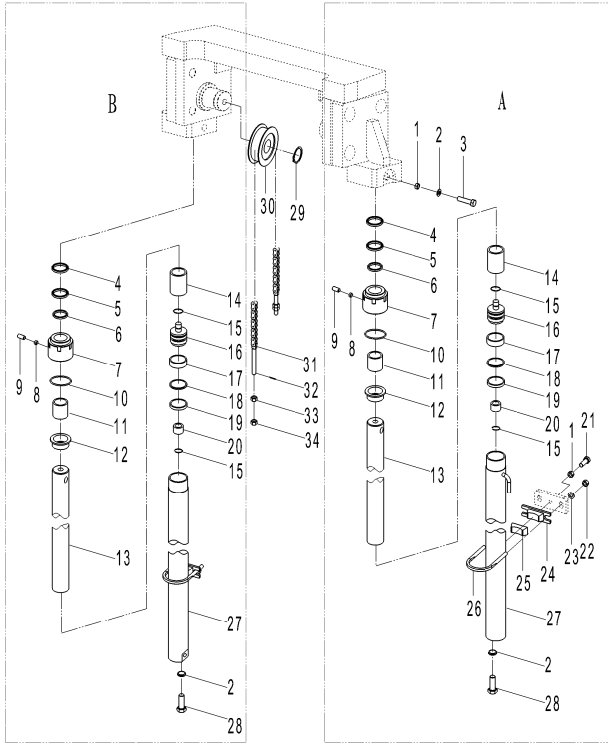
FD50-70T-MGH2,FD50-70T-MGH3

FD50-70T-MGO2,FD50-70T-MGO3

FD50-70T-MWF2,FD50-70T-MWF3

FD50-70T-MWJ2,FD50-70T-MWJ3

FD50-70T-MWH2,FD50-70T-MWH3



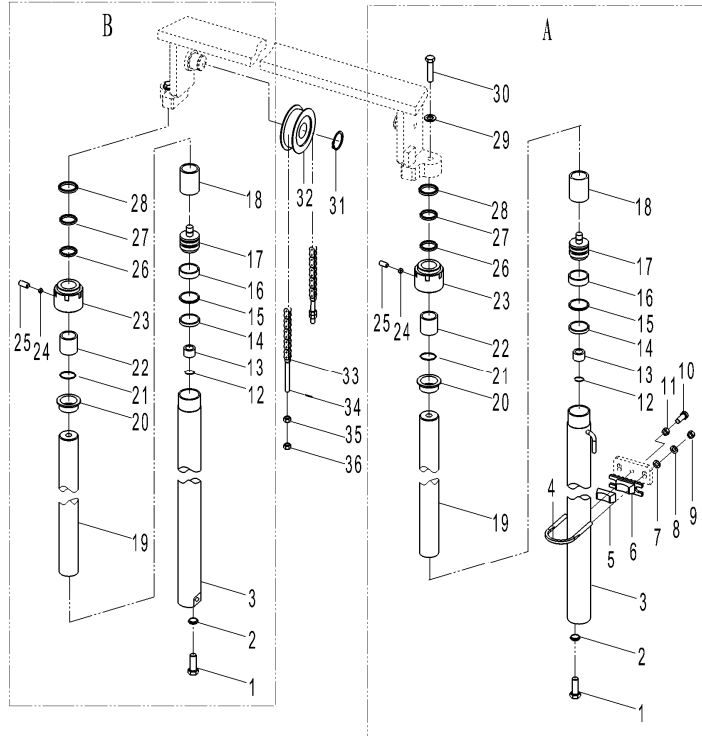
序号 Item No.	代号 Part No.	名称 Description	数量 Q'ty	备注 Remark
-	M502J01A-4	Piston	2	5-6t(14.1.22至)
-	M502J01A-4	Piston	2	5-7t(14.1.22起)
17	D90×20×2.5	Bearing ring	2	7t(14.1.22至)
-	D80×20×2.5	Bearing ring	2	5-6t(14.1.22至)
-	D80×20×2.5	Bearing ring	2	5-7t(14.1.22起)
18	φ90×φ80×3	Snap spring	2	7t(14.1.22至)
-	φ80×φ70×3	Snap spring	2	5-6t(14.1.22至)
-	φ80×φ70×3	Snap spring	2	5-7t(14.1.22起)
19	OSI 90	Packing 90×80×6	2	7t(14.1.22至)
-	OSI 90	Packing 80×70×6	2	5-6t(14.1.22至)
-	OSI 90	Packing 80×70×6	2	5-7t(14.1.22起)
20	M802J01A-5	Sleeve	2	7t(14.1.22至)
-	M502J01A-5	Sleeve	2	5-6t(14.1.22至)
-	M502J01A-5	Sleeve	2	5-7t(14.1.22起)
21	GB/T5786-2000	Bolt M16×1.5×90	2	
22	GB/T6171-2000	Nut M12×1.5	4	
23	GB/T97.1-2002	Washer 12	4	
24	M70074000011	Hoop seat	2	
25	M6048000015	Rubber pad	2	
26	M70074000010	Hoop	2	
27	M703J01-100A	Cylinder body	2	7t(14.1.22至)

图133/ Fig. 133

起升缸（三级全自由型）/ LIFT CYLINDER (FULL FREE 3-STAGE MAST ZM)

FD80-100T-MGO2, FD80-100T-MGO3

FD80-100T-MWF2, FD80-100T-MWF3



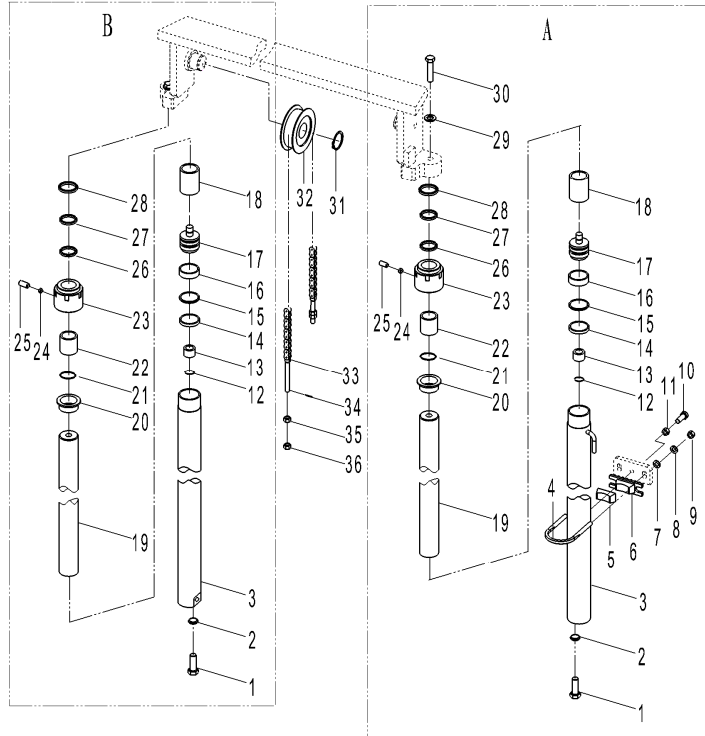
序号 Item No.	代号 Part No.	名称 Description	数量 Q'ty	备注 Remark
A	10A84-06000	Lift cylinder(left)	左起升油缸	1
B	10A84-06000	Lift cylinder(right)	右起升油缸	1
1	10A80-00008	Bolt	螺栓	2
2	GB/T93-1987	Washer 16	垫圈 16	2
3	M1003J01-100	Cylinder body	缸体	2
4	10A80-00001	U-bolt	U型螺栓	2
5	10A80-00002	Rubber pad	油缸支撑块	2
6	10A80-00003	Rubber pad	橡胶块	2
7	GB/T97.1-2002	Washer 12	垫圈 12	4
8	GB/T93-1987	Washer 12	垫圈 12	4
9	GB/T6171-2000	Nut M12×1.5	螺母M12×1.5	4
10	GB/T5786-2000	Bolt M16×1.5×55	螺栓M16×1.5×55	2
11	GB/T6171-2000	Nut M16×1.5	螺母M16×1.5	2
12	M802J01-6	Snap spring	孔用钢丝挡圆	2
13	M802J01A-5	Sleeve	阀套	2
14	φ100×φ85×3	Snap spring	挡圈	2
15	OSI 100×85×9	Packing	孔封	2
16	D100×20×3	Bearing ring	孔用支承环	2
17	M1002J01-4	Piston	活塞	2
18	M1003J01-2	Sleeve	隔套	2
19	M1003J01-1	Piston rod	活塞杆	2

图133/ Fig. 133

起升缸（三级全自由型）/LIFT CYLINDER (FULL FREE 3-STAGE MAST ZM)

FD80-100T-MGO2,FD80-100T-MGO3

FD80-100T-MWF2,FD80-100T-MWF3



序号 Item No.	代号 Part No.	名称 Description	数量 Q'ty	备注 Remark
20	M1002J01-2	Bushing	衬套	2
21	GB1235-76	O-ring 115×3.1	O型圈115×3.1	2
22	SF-1/φ70×φ75×40	Bush bearing	钢背轴承	2
23	M1002J01-4	Cylinder cap	螺盖	2
24	-	Nylon pad φ6×3	尼龙垫 φ6×3	2
25	GB80-85	Screw M8×10	螺钉M8×10	2
26	ISI 70×80×6	Packing	轴封	2
27	φ70×φ80×3	Snap spring	挡圈	2
28	LBH 70×80×6/8	Dust-proof seal	防尘圈	2
29	GB/T93-1987	Washer 30	垫圈 30	2
30	GB/T5785-2000	Bolt M30×2×80	螺栓M30×2×80	2
31	GB/T894.1-2000	Snap spring 75	挡圈75	2
32	10A82-03000	Chain roller	链轮	2
33	GB/T6074-2000	Chain LH2844	链条 LH2844	2
34	GB/T91-2000	Pin4×60	销4×60	2
35	GB/T6171-2000	Nut M33×2	螺母M33×2	2
36	10A80-03001	Nut M33×2	螺母 M33×2	2

图134/ Fig. 134

倾斜油缸/TILTING CYLINDER

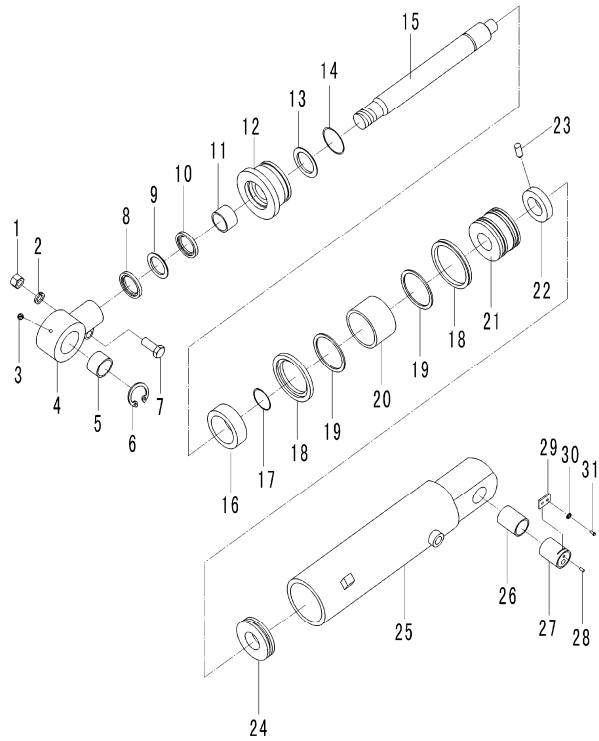
FD50-70T-MGH2,FD50-70T-MGH3

FD50-70T-MGO2,FD50-70T-MGO3

FD50-70T-MWF2,FD50-70T-MWF3

FD50-70T-MWJ2,FD50-70T-MWJ3

FD50-70T-MWH2,FD50-70T-MWH3

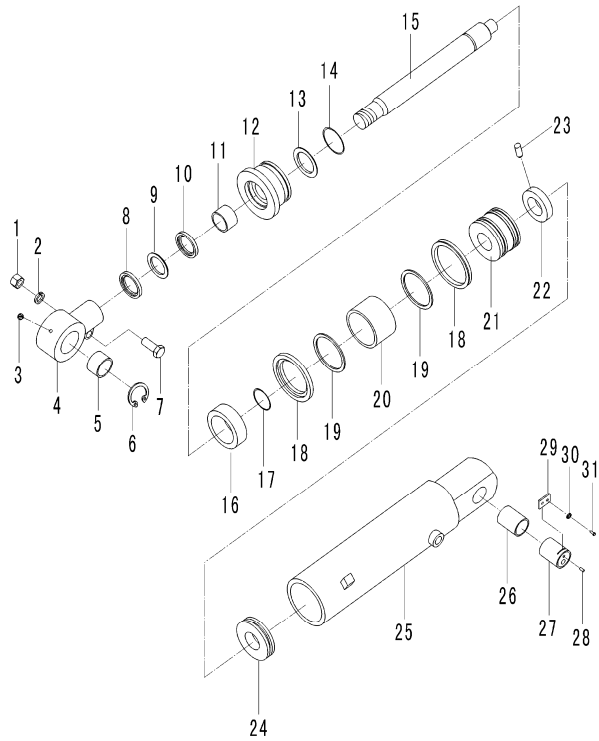


序号 Item No.	代号 Part No.	名称 Description	数量 Q'ty	备注 Remark
A	M6048011000	Tilt cylinder(left) 左倾斜缸	1	
B	M6048012000	Tilt cylinder(right) 右倾斜缸	1	
1	GB/T6170-2000	Nut M16 螺母M16	2	
2	GB/T93-1987	Spring washer 16 弹垫16	2	
3	GB/T1152-2000	Nipple M10×1 油杯M10×1	2	
4	M050-06-1	Connect ring 耳环	2	
5	GE50ES	Oscillating bearing 关节轴承	2	
6	GB/T893.1-86	Snap spring D75 孔用挡圈D75	2	
7	GB/T5782-86	Bolt M16×70 螺栓M16×70	2	
8	LBH 50	Dust-proof seal50×58×5/6.5 防尘圈50×58×5/6.5	2	
9	Φ60×Φ50×3	Snap spring 挡圈	2	
10	ISI 50×60×6	Packing 轴封	2	
11	SF-1/50×55×45	Bush bearing 钢背轴承	2	
12	M050-06-2	Cylinder cap 缸盖	2	
13	Φ110×Φ101.5×2	Snap spring 挡圈	2	
14	GB1235-76	O-ring110×5.7 O形圈110×5.7	2	
15	M050-06-3A	Piston rod 活塞杆	2	
16	M050-06-4	Sleeve 隔套	按需	
17	GB1235-76	O-ring56×3.5 O形圈56×3.5	2	
18	OSI 10×95×9	Packing 孔封	4	
19	Φ110×Φ95×3	Snap spring 挡圈	4	

图134/Fig. 134

倾斜油缸/TILTING CYLINDER

FD50-70T-MGH2,FD50-70T-MGH3
 FD50-70T-MGO2,FD50-70T-MGO3
 FD50-70T-MWF2,FD50-70T-MWF3
 FD50-70T-MWJ2,FD50-70T-MWJ3
 FD50-70T-MWH2,FD50-70T-MWH3



序号 Item No.	代号 Part No.	名称 Description	数量 Q'ty	备注 Remark
20	D110×25×3	Bearing ring	2	支承环
21	M050-0605A	Piston	2	活塞
22	M050-06-7	Nut M24×3	2	螺母M24×3
23	GB79-85	Screw	2	螺钉
24	M050-06-6	spacer	2	缸套 按需
25	M050-06-100	Cylinder body	2	缸体 左右各一
26	SF-1/50×55×60	Bush bearing	2	钢背轴承
27	M604800004	Pin shaft II	2	销轴II
28	GB/T1151-2000	Nipple M10×1	2	油杯M10×1
29	M604800003	Positioning plate	2	定位板
30	GB/T97.1-2002	Washer 10	4	垫圈10
31	GB/T5783-2000	Bolt M10×15	4	螺栓M10×15


图135/Fig. 135

倾斜油缸/TILTING CYLINDER

FD80-100T-MGO2,FD80-100T-MGO3

FD80-100T-MWF2,FD80-100T-MWF3

FD120T-MXWQ3



序号 Item No.	代号 Part No.	名称 Description	数量 Q'ty	备注 Remark
A	10A80-11000	Tilt cylinder(right)	1	右倾斜油缸总成
B	10A80-11000	Tilt cylinder(left)	1	左倾斜油缸总成
1	GB6170-86	Nut M16	1	螺母M16
2	GB/T93-1987	Washer 16	1	垫圈16
3	GB1152-74	Nipple M10×1	1	油杯M10×1
4	M050-06-1	Connect ring	1	耳环
5	GE50ES	Oscillating bearing	1	关节轴承
6	GB893.1-86	Clip spring D75	1	孔用弹挡D75
7	GB5782-86	Bolt M16×70	1	螺栓M16×70
8	LBH50	Dust-proof seal d50×58×5/6.5	1	防尘圈d50×58×5/6.5
9	φ60×φ50×3	Snap spring	1	挡圈
10	ISI 50×60×6	Packing	1	轴封
11	SF-1/50×55×45	Bush bearing 50×55×45	1	钢背轴承50×55×45
12	M100-06A-100	Cylinder cap	1	导向套
13	φ115×φ106×2	Snap spring	1	挡圈
14	GB1235-76	O-ring 115×5.7	1	O型圈115×5.7
15	M050-06-3A	Piston rod	1	活塞杆
16	M100-06-1	Sleeve	1	隔套
17	GB1235-76	O-ring 56×3.5	1	O型圈56×3.5
18	OSI 115×100×9	Packing	2	孔封
19	φ155×φ100×3	Snap spring	2	挡圈


图135/ Fig. 135

倾斜油缸/TILTING CYLINDER

FD80-100T-MGO2,FD80-100T-MGO3

FD80-100T-MWF2,FD80-100T-MWF3

FD120T-MXWQ3



序号 Item No.	代号 Part No.	名称 Description	数量 Q'ty	备注 Remark
20	D115×25×3	Bearing ring 孔用支承环	1	
21	M100-06A-2	Piston 活塞	1	
22	GB79-85	Screw 圆柱端紧定螺钉	1	
23	M050-06-7	Nut M42×3δ34 螺母M42×3厚34	1	
24	M100-06A-3	spacer 缸套	1	
25	M100-06A-100	Cylinder body 缸体	1	
26	M6048000004	Pin shaft (II) 销轴 (II)	1	

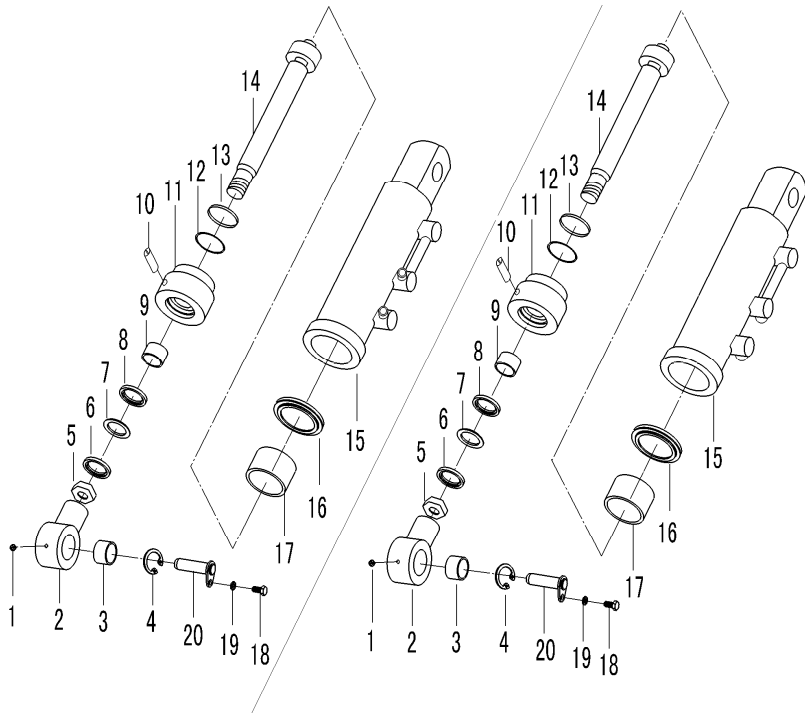
图136/ Fig. 136

调距缸 / TILTING CYLINDER

FD80-100T-MGO2, FD80-100T-MGO3

FD80-100T-MWF2, FD80-100T-MWF3

FD120T-MXWQ3

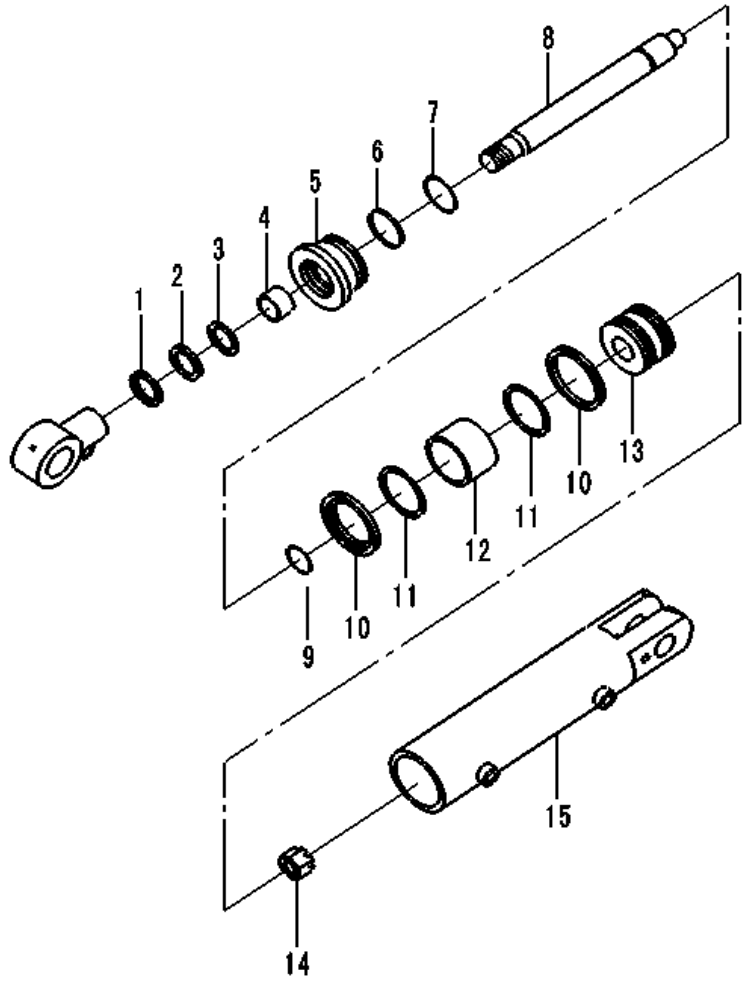


序号 Item No.	代号 Part No.	名称 Description	数量 Q'ty	备注 Remark
A	10A80-14000	ositioning cylinder ass'y (L.H.)	2	左调距油缸总成
B	10A80-15000	ositioning cylinder ass'y (R.H.)	2	右调距油缸总成
1	GB1152-79	Nipple M6	2	油嘴 M6
2	借HLJ6332680-1	Connect ring	2	耳环
3	GB304.5-81	Oscillating bearing GE17ES	2	关节轴承GE17ES
4	GB893.1-86	Clip spring D30	2	孔用弹挡 D30
5	借HLJ6332680-7	Nut	2	螺母
6	DH 32x40x5x6.5	Dust-proof seal	2	防尘圈
7	Φ32xΦ42x2	Snap spring	2	挡圈
8	IDI 32x42x6	Packing	2	轴封
9	SF-1/Φ36xΦ32x25	Bush bearing	2	钢背轴承
10	GB77-85	Screw	2	紧定螺钉
11	MKS-10TJ-2	Cylinder cap	2	缸盖
12	GB1235-76	O-ring	2	O形圈
13	Φ51xΦ56x1.5	Snap spring	2	挡圈
14	MKS-10TJ-4	Piston rod ass'y	2	活塞杆总成
15	MKS-10TJ-5A	Cylinder body(left/right)	2	左/右缸体总成
16	CKW-56	Gland ring	2	格来圈
17	Φ56x20x2.5	Bearing ring	2	孔用支承环
18	10A80-05000	Pin shaft II	2	销轴 II
19	GB/T93-1987	Washer 8	2	垫片8
20	GB/T5783-2000	Bolt M8×16	2	螺栓M8×16

图137/Fig. 137

侧移缸 /SWAY CYLINDER

FD120T-MXWQ3



序号 Item No.	代号 Part No.	名称 Description	数量 Q'ty	备注 Remark
A	10AS26-03000	Tilt cylinder	1	侧移油缸总成
1	LBH 35	Dust-proof seal35×43×5/6.5	1	防尘圈d35×43×5/6.5
2	φ45×φ35×3	Snap spring	1	挡圈
3	ISI 35	Packing 35×45×6	1	轴封35×45×6
4	SF-1/φ35xφ39x35	Bushing	1	钢背轴承
5	TLC-30T25A	Cylinder cap	1	导向套
6	GB1235-76	O-ring 80×5.7	1	O型圈80×5.7
7	φ80.5×φ72×1.5	Snap spring	1	挡圈
8	MKS-10CY-100	Piston rod	1	活塞杆
9	GB1235-76	O-ring 41×3.5	1	O型圈41×3.5
10	φ80×φ70×2.5	Snap spring	1	挡圈
11	OSI 80	Packing 80×70×6	1	孔封D80×70×6
12	D80×16×2.5	Bearing ring	1	孔用支承环
13	TLC-30T26	Piston 80	1	活塞80
14	GB6171-88	Nut M27×2624	1	螺母M27×2厚24
15	MKS-10CY-200	Cylinder body	1	缸体

图138/Fig. 138

护顶架/Overhead Guard

FD50-70T-MGH2,FD50-70T-MGH3

FD50-100T-MGO2,FD50-100T-MGO3

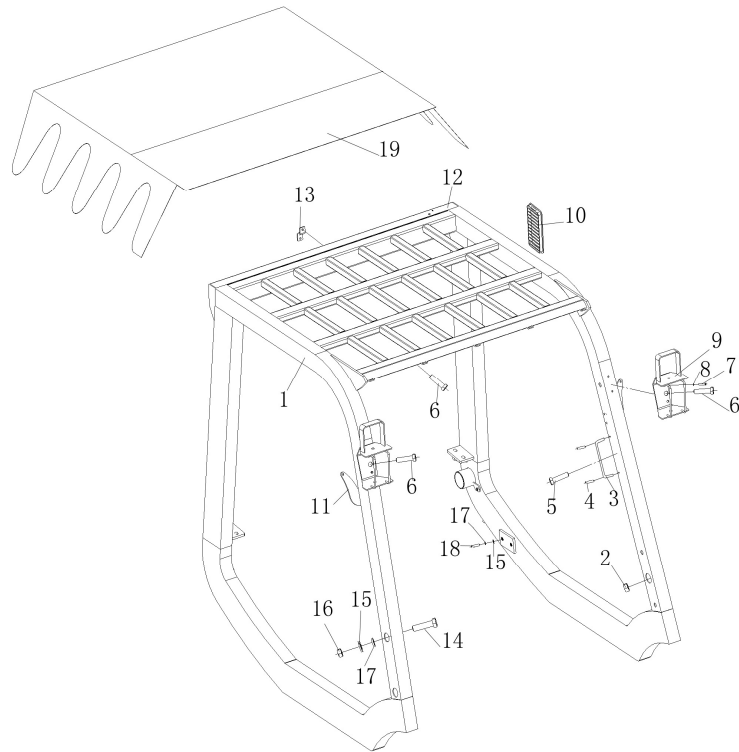
FD50-100T-MWF2,FD50-100T-MWF3

FD50-70T-MWJ2,FD50-70T-MWJ3

FD50-70T-MWH2,FD50-70T-MWH3

FD50-70T-MWP3

FD100T-MWL3

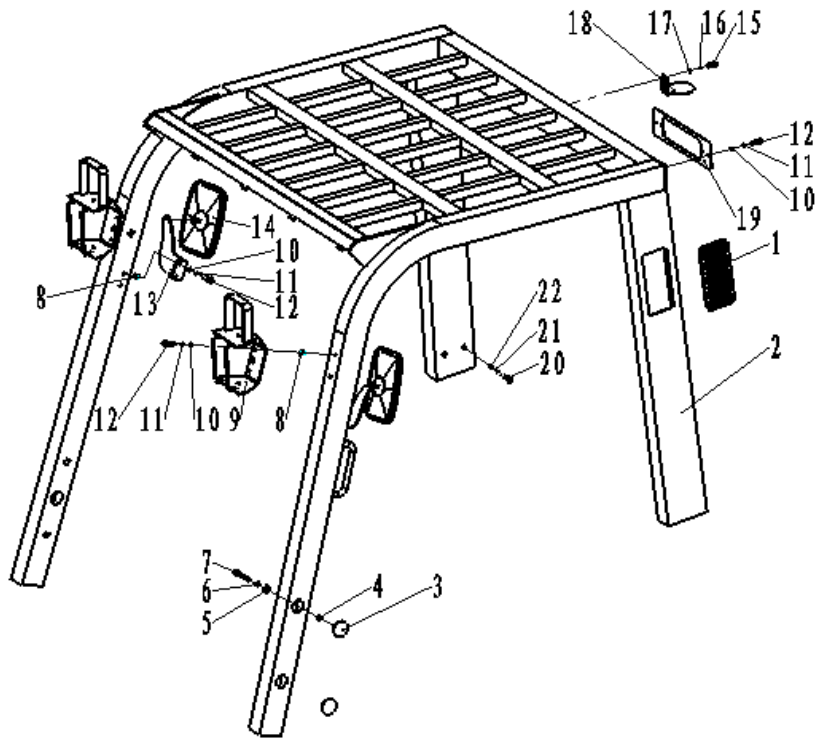


序号 Item No.	代号 Part No.	名称 Description	数量 Q'ty	备注 Remark
1	M6045100000	Overhead guard ass'y	护顶架总成	1
2	M3036400007	Rubber plug	橡皮塞	4
3	M3036100026	Handle ass'y	把手总成	1
4	GB/T823-2000	Screw M6×25	螺钉M6×25	2
5	GB17880.6-1999	Nut M6	铆螺母M6	2
6	GB17880.6-1999	Nut M8	铆螺母M8	6
7	GB5783-86	Bolt M8×16	螺栓M8×16	4
8	GB93-87	Washer 8	垫圈8	4
9	M3036108100	Headlight bracket (Left, Right)	前灯架(左,右)	2
10	M6045100011	Air inlet	进气窗	1
11	M6045100008	Rearview mirror bracket	倒车镜支架	2
12	M6045100006	Rear light bracket	尾灯架	1
13	M6045100010	Bracket	支架	1
14	GB5786-86	Bolt M16×1.5×40	螺栓M16×1.5×40	4
15	GB93-87	Washer 16	垫圈16	8
16	GB6171-86	Nut M16×1.5	螺母M16×1.5	4
17	GB97.1-86	Washer 16-140HV	垫圈16-140HV	12
18	GB5786-86	Bolt M16×1.5×35	螺栓M16×1.5×35	4
19	M6045103000	Rainshed cloth	挡雨布篷	1

图139/Fig139.

护顶架/Overhead Guard

FD120T-MXWQ3



序号 Item No.	代号 Part No.	名称 Description	数量 Q'ty	备注 Remark
1	M6045100011	Air inlet	2	进气窗
2	12A51X-01000	Overhead guard ass'y	1	护顶架总成
3	M3036400007	Rubber plug	5	橡胶塞
4	GB/T6171-2000	Nut M16×1.5	4	螺母 M16×1.5
5	GB/T97.1-2002	Washer 16	4	垫圈 16
6	GB/T93-1987	Washer 16	4	垫圈 16
7	GB/T5785-2000	Bolt M16×1.5×40	4	螺栓 M16×1.5×40
8	GB/T17880.1-1999	Nut M8	8	平头铆螺母M8
9	M3036108100	Headlight bracket	2	前灯架
10	GB/T97.1-2002	Washer 8	12	垫圈8
11	GB/T93-1987	Washer 8	12	垫圈8
12	GB/T5783-2000	Bolt M8×20	12	螺栓M8×20
13	M6045100008	Rearview mirror bracket	2	倒车镜支架
14	M3036109000	Rearview mirror	2	后视镜
15	GB/T5783-2000	Bolt M6×12	2	螺栓M6×12
16	GB/T93-1987	Washer 6	2	垫圈6
17	30351M-00001	Plug	0	橡胶塞
18	30351M-00002	Caution light seat	1	警示灯座
19	M60451F00001	Baffle	2	挡板
20	GB/T5783-2000	Bolt M14×30	4	螺栓M14×30
21	GB/T93-1987	Washer 14	4	垫圈14
22	GB/T97.1-2002	Washer 14	4	垫圈14

图140/ Fig. 140

标牌/DECAL

FD50-70T-MGH2,FD50-70T-MGH3

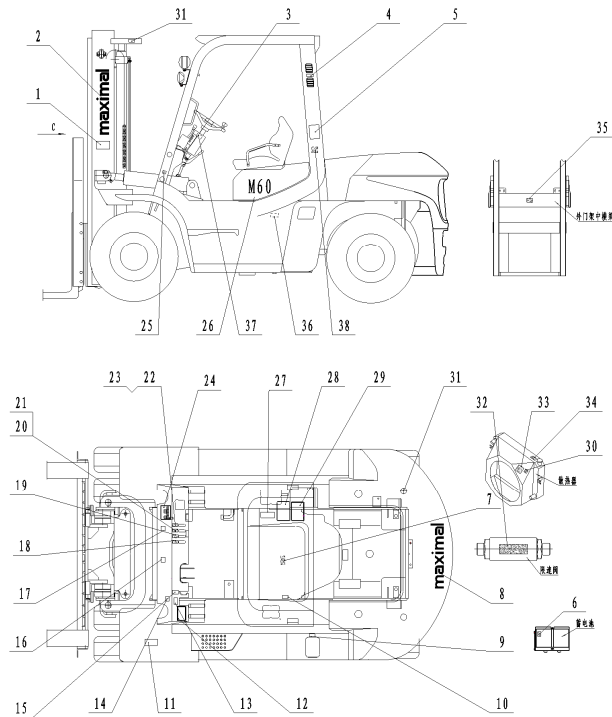
FD50-100T-MGO2,FD50-100T-MGO3

FD50-100T-MWF2,FD50-100T-MWF3

FD50-70T-MWJ2,FD50-70T-MWJ3

FD50-70T-MWH2,FD50-70T-MWH3 **FD50-70T-MWP3**

FD120T-MXWQ3

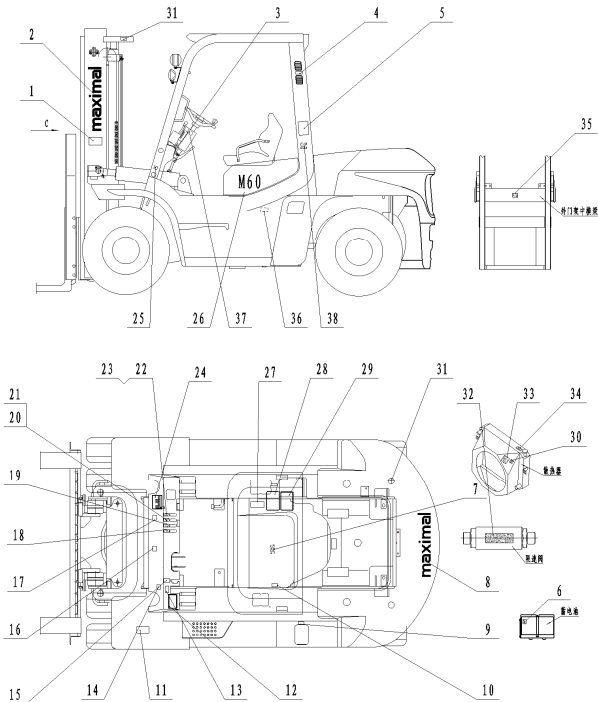


序号 Item No.	代号 Part No.	名称 Description	数量 Q'ty	备注 Remark
1	M3039100001	Safety decal	2	安全标识
2	M6049100001	Mast decal (maximal)	2	门架标识 (maximal)
3	M6049100002	Engine hood open caution decal	1	机罩开启警示标识
4	M3039100008	No flushing decal	1	严禁冲水标识
-	M30391W00001	No flushing decal	1	严禁冲水标识
5	M3039100024	Lubrication chart decal	1	润滑油系统图标识
-	M30391W00006	Lubrication chart decal	1	润滑油系统图标识
6	M3039100026	Anti-electric shock decal	1	防电击触电安全标识
7	M30391W00021	Brand decal (small)	1	美科斯标识 (小)
8	M6049100003	Brand decal (maximal)	1	配重标识 (maximal)
9	M6049100004	Fuel decal	1	燃油标识
-	M60491W00002	Fuel decal	1	燃油标识
10	M6049100005	Air cleaner maintenance decal	1	空滤器维护标识
11	M6049100006	Pressure decal	1	气压指示标识
-	M10A91-00004	Pressure decal	1	气压指示标识
-	12A91X-00003	Load chart decal	1	5t. 国内用/For domestic
12	M5049100001-1	Load chart decal	1	5t. 出口用/For export
-	M50491W00001-1	Load chart decal	1	6t. 国内用/For domestic
-	M6049100007-1	Load chart decal	1	6t. 出口用/For export
-	M60491W00001-1	Load chart decal	1	7t. 国内用/For domestic
-	M7049100001-1	Load chart decal	1	7t. 出口用/For export

图140/ Fig. 140

标牌/DECAL

FD50-70T-MGH2,FD50-70T-MGH3
 FD50-100T-MGO2,FD50-100T-MGO3
 FD50-100T-MWF2,FD50-100T-MWF3
 FD50-70T-MWJ2,FD50-70T-MWJ3
 FD50-70T-MWH2,FD50-70T-MWH3 **FD50-70T-MWP3**
 FD120T-MXWQ3



序号 Item No.	代号 Part No.	名称 Description		数量 Q'ty	备注 Remark
-	M70491W00001-1	Load chart decal	载荷曲线标牌	1	7t.出口用 /For export
-	M8049100001-1	Load chart decal	载荷曲线标牌	1	8t. 国内用/For domestic
-	M80491W00001-1	Load chart decal	载荷曲线标牌	1	8t.出口用 /For export
-	10A91-00001-1	Load chart decal	载荷曲线标牌	1	10t. 国内用 /For domestic
-	10A91W-00001-1	Load chart decal	载荷曲线标牌	1	10t.出口用 /For export
-	12A91X-00001-1	Load chart decal	载荷曲线标牌	1	12t. 国内用 /For domestic
-	12A91XW-00001-1	Load chart decal	载荷曲线标牌	1	12t.出口用 /For export
13	M6049100008	Parking brake adjusting decal	停车制动调整标识	1	国内用/For domestic
-	M60491W00006	Parking brake adjusting decal	停车制动调整标识	1	出口用 /For export
14	M30391W00016	CE decal	CE认证标识	1	
15	M6049100009	Shift decal	挡位示意标识	1	国内用/For domestic
-	M60491W00007	Shift decal	挡位示意标识	1	出口用/For export
16	M3039100012	Noise decal	噪音标识	1	
17	M3039100013	Standing forbidden decal	门架后禁止站人标识	1	
-	M30391W00003	Standing forbidden decal	门架后禁止站人标识	1	
18	M3039100014	Operation decal (lift & down)	操纵指示标识 (升降)	1	
19	M3039100015	Operation decal (tilt)	操纵指示标识 (倾斜)	1	
20	M3039100016	Operation decal (sideshift)	操纵指示标识 (侧移)	1	
21	M3039100017	Operation decal (clamp)	操纵指示标识 (夹紧)	1	
22	M3039100018	Operation decal (fork position)	操纵指示标识 (调距)	1	
23	M3039100019	Operation decal (Rotate)	操纵指示标识 (旋转)	1	

图140/ Fig. 140

标牌/DECAL

FD50-70T-MGH2,FD50-70T-MGH3

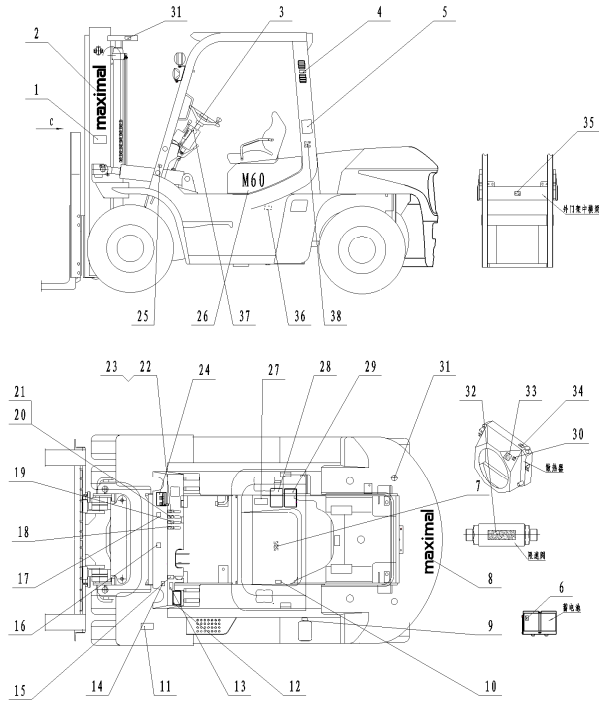
FD50-100T-MGO2,FD50-100T-MGO3

FD50-100T-MWF2,FD50-100T-MWF3

FD50-70T-MWJ2,FD50-70T-MWJ3

FD50-70T-MWH2,FD50-70T-MWH3 **FD50-70T-MWP3**

FD120T-MXWQ3



序号 Item No.	代号 Part No.	名称 Description	数量 Q'ty	备注 Remark
24	M3039100020	Name plate	1	国内用/For domestic
-	M30391W00015	Name plate	1	出口用/For export
25	M3039100022	Hoisting decal	1	
26	M5049100002	Model decal	2	5t
-	M6049100010	Model decal	2	6t
-	M7049100002	Model decal	2	7t
-	M8049100002	Model decal	2	8t
-	10A91-00002	Model decal	2	10t
-	12A91X-00002	Model decal	2	小12t
27	M30391W00006	Standing forbidden decal	1	严禁载人标识
28	M3039100027	Operation instruction decal	1	国内用/For domestic
-	M30391W00007	Operation instruction decal	1	出口用/For export
29	M3039100028	Operation rules decal	1	国内用/For domestic
-	M30391W00008	Operation rules decal	1	出口用/For export
30	M3039100023	Scald caution decal	1	防烫手标识
31	M3039100021	Sling decal	3	国内用/For domestic
-	M30391W00023	Sling decal	3	出口用/For export
32	M30391W00009	Brand decal(big)	1	美科斯专用标识(大)
33	M3039100030	Fan caution decal	1	风扇警示标识
-	M30391W00010	Fan caution decal	1	风扇警示标识
34	M3039100031	Anti-freeze added decal	1	已加防冻液标识

