

PARTS MANUAL



FD15T	FD18T
FG15T	FG18T
FD20T/C	FD25T/C
FG20T/C	FG25T/C
FD30T/C	FD35T/C
FG30T/C	FG35T/C
FD40T/C	FG40T

This series of models to choose as follows

1 Engine choices below:

①C240 ②490,C490 ③A498 ④4JG2 ⑤4TNE98 ⑥K21, K25 ⑦S4S

2 Model according to the following:

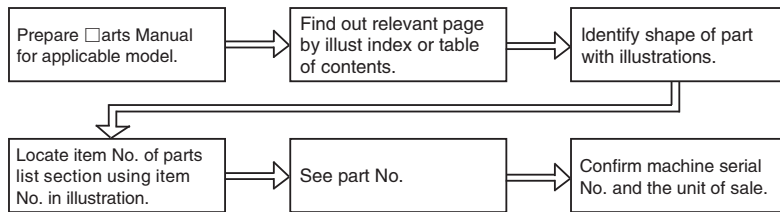
A	FD20T FD25T FD30T FD35T FD40T	B	FD20C FD25C FD30C FD35C FD40C
C	FG20T FG25T FG30T FG35T FG40T	D	FG20C FG25C FG30C FG35C
E	FD15T FD18T	F	FG15T FG18T

HOW TO USE PARTS MANUAL

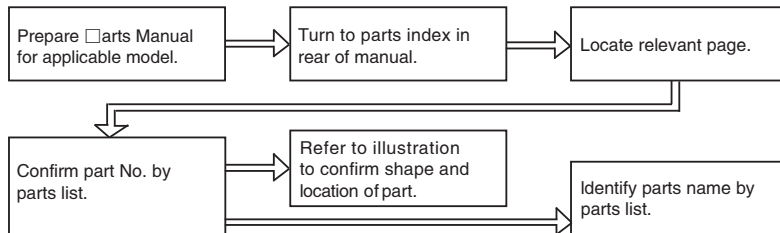
This parts manual contains the component parts of Forklift Truck
FD15~FD40,FG15~FG40;

1. Locating Part No.

A To know part No. when the shape, name and location of part are known.



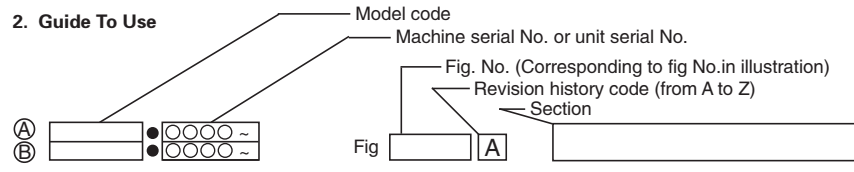
B To know part name, shape and location when part No. is known.



NOTE

- When ordering parts, be sure to specify the Machine Model, Machine serial No. or Unit serial No., Part No. and the quantity of parts required.
- Always use "Genuine Parts". We cannot be responsible for any loss or problem caused by non-genuine parts.
 [Remarks] Parts subject to change without notice. For further details, please consult your service factory.

2. Guide To Use



Item No.	Part No.	Description	Req'd	Remarks: Serial No.
A	§		AR	Ⓐ, Ⓑ..... EX-A, B, C, D, N, ○○○○~
1	※			
1a				
-				
+	Ⓐ	Ⓑ	Ⓓ	Ⓔ

● Abbreviations and symbols

Ⓐ	A	Assembly, other capital letters are also used.
	1	Item No. (corresponding to the Item No. in the illustration.)
	1a	Changed part of Item 1, lower-case letters are used.
	-	Same part name as the above item, but the applicable model is different.
	※	Set or kit component.
	+	Not illustrated
★		Parts altered as a result of the modification to the truck. Among the parts marked with ★, those which have no truck serial number are interchangeable with their old parts.
☆		Parts added as a result of the modification to the truck.
X		Parts abolished as a result of the modification to the truck.
●		Correction.

Ⓑ	§	Not sold separately.	Ⓓ	AR	Required quantity.
	※	Sold as a set or kit.			

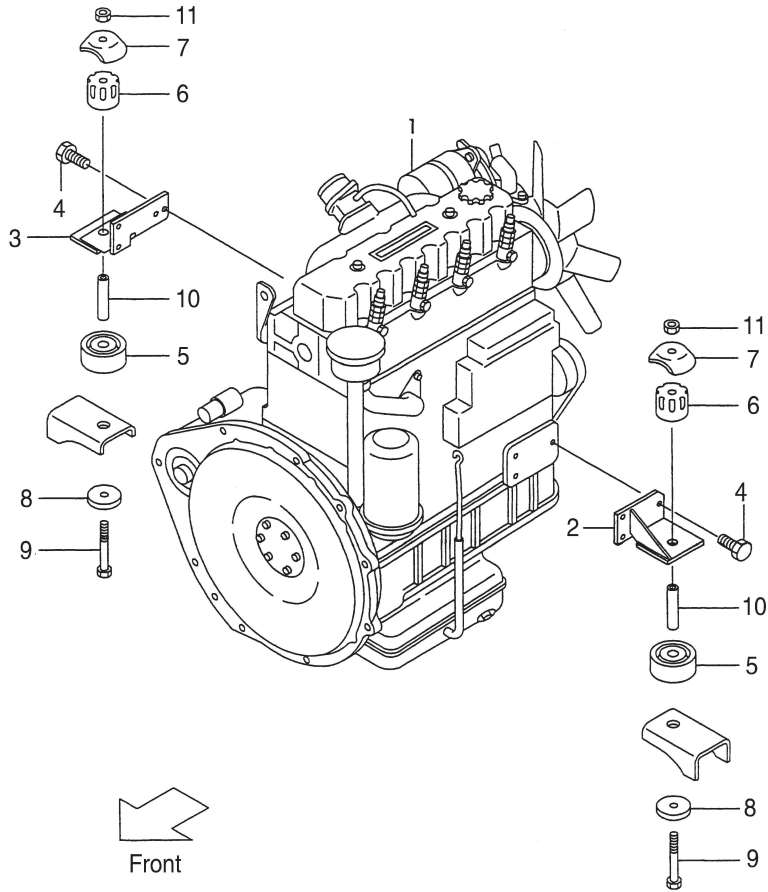
Ⓒ	ASS'Y.	Assembly	Ⓔ	Ⓐ	These symbols are attached at the head of machine model names put on upper left section of parts list. Column Ⓔ uses these symbols to express applicable machine models.
	CYL.	Cylinder		Ⓑ	
	DIFF.	Differential		:	
	PS.	Power steering unit		:	
	SW.	Switch		STD.	Standard specification
	SYS.	System		(C).	Clutch type
	T/M.	Transmission		(T).	Torque converter type
	Tor-Con.	Torque converter		H.	Mast height
	F.	Front		OP.	Optional equipment
	HP.	High pressure		CSA or B	Cold storage specification
	Inc.	Including			
	LH.	Left hand side			
	LP.	Low pressure			
	LW.	Lower			
	R.	Rear			
	RH.	Right hand side			
	UP.	Upper			
	L.	Length (mm)			
	t.	Thickness (mm)			

CONTENTS

SECTION	FIG. NO.	SECTION	FIG. NO.	SECTION	FIG. NO.
ENGINE MOUNT	1	FRAME	31	MAST [VM11E]	61
AIR CLEANER	2	OIL TANK	32	MAST [VM21A]	62
AIR DUCT	3	FUEL TANK	33	MAST [VM31A]	63
COOLING UNIT	4	BALANCE WEIGHT	34	MAST PIPING [VM11E]	64
FUEL SYSTEM (D-TYPE)	5	FRONT GUARD	35	MAST PIPING [VM21A]	65
EXHAUST SYSTEM	6	BONNET	36	MAST PIPING [VM31A]	66
COMBINATION METER	7	INSULATOR & BRACKET	37	LIFT CYLINDER [VM11E]	67
HANDLE MOUNT [OBT-34A]	8	COVER	38	LIFT CYLINDER [VM21A]	68
ELECTRIC PARTS	9	COVER	39	LIFT CYLINDER [VM31A]	69
ELECTRIC BOX & CABLE	10	MAIN PUMP	40	LIFT CYLINDER (FRONT)[VFM21A]	70
LIGHT UNIT	11	VALVE CONTROL LINKAGE (2SV)	41	LIFT CYLINDER (FRONT)[VFM31A]	71
DRIVE UNIT	12	VALVE CONTROL LINKAGE (3SV)	42	LIFT CYLINDER (FRONT)[VFHM21A]	72
DRIVE UNIT	13	VALVE CONTROL LINKAGE (4SV)	43	LIFT CYLINDER (FRONT)[VFHM31A]	73
HYDRAULIC CLUTCH	14	CONTROL VALVE (2SV)	44	LIFT CYLINDER (REAR)[VFM21A]	74
DCONTROL VALVE	15	CONTROL VALVE (3SV)	45	LIFT CYLINDER (REAR)[VFM21A]	75
INCHING VALVE	16	CONTROL VALVE (4SV)	46	LIFT CYLINDER (REAR)[VFHM21A]	76
REDUCTION & DIFFERENTIAL	17	FITTING(ORBITROL)	47	LIFT CYLINDER (REAR)[VFHM31A]	77
DRIVE AXLE	18	MAIN PUMP	48	MAST [VFM11E]	78
STEERING AXLE	19	HYDRAULIC LINE	49	MAST VFM21A	79
AXLE SUPPORT	20	HYDRAULIC LINE [TILT]	50	MAST VFM31A	80
HUB NUT	21	HYDRAULIC(TOR-CON)(T-TYPE)	51	MAST VFHM11E	81
WHEEL (2Ton,2.5Ton)	22	TILT CYLINDER	52	MAST VFHM21A	82
WHEEL (3-4Ton)	23	FORK [VM11A]	53	MAST VFHM31A	83
POWER CYLINDER	24	FORK [VM21A]	54	MAST PIPING VFM11E	84
POWER CYLINDER FITTING	25	FORK [VM31A]	55	MAST PIPING VFM21A	85
OVER HEAD GUARD	26	LIFT BRCDKET [VM11E]	56	MAST PIPING VFM31A	86
ACCELERATOR PEDAL	27	LIFT BRCDKET [VM21A]	57	MAST PIPING VFHM11E	87
DRAKE PEDAL	28	LIFT BRCDKET [VM31A]	58	MAST PIPING VFHM21A	88
MASTER CYLINDER	29	BACKREST [VM11E]	59	MAST PIPING VFHM31A	89
BRAKE LEVER	30	BACKREST [VM21A]	60		

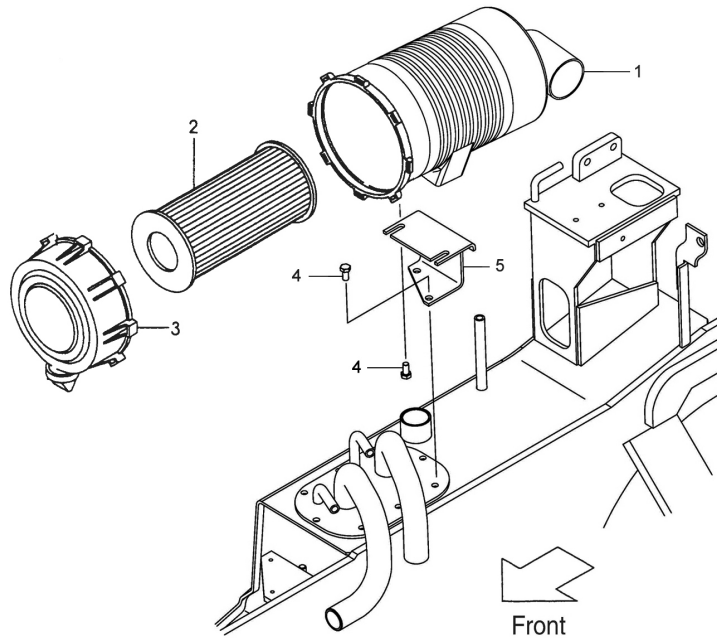
Fig.1

Fig.1 ENGINE MOUNT



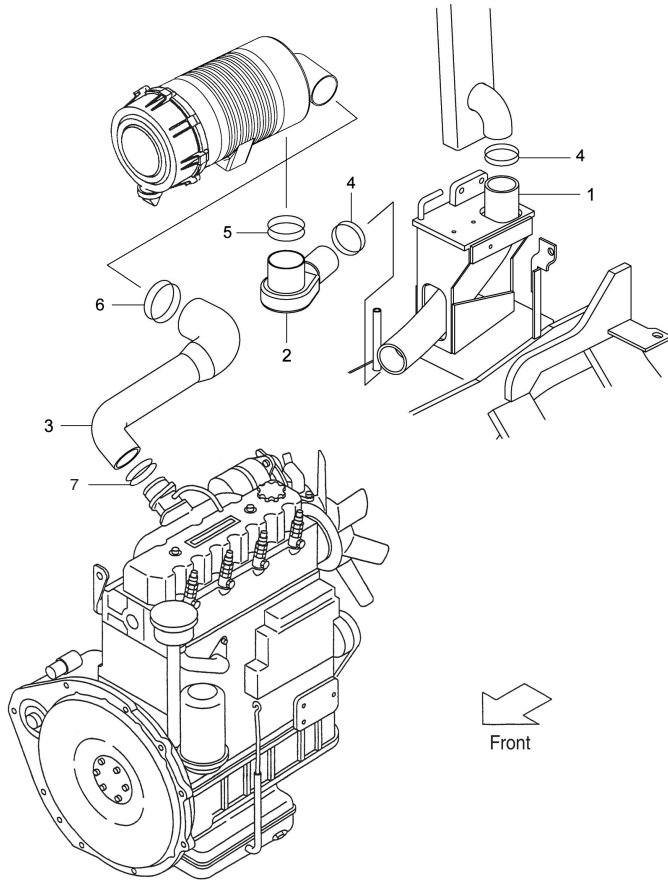
Item No.	Part No.	Description	Req'd	Remarks:Serial No.
1	F31C1-00101	ENGINE C240	1	
-	F31W1-00101	ENGINE 490	1	
-	F31P1-00101	ENGINE C490	1	
-	N31D1-00101	ENGINE A498	1	
-	F31J1-00101	ENGINE 4JG2	1	
-	F31Y1-00101	ENGINE 4TNE98	1	
-	F31K1-00101	ENGINE K21	1	
-	F33K1-00101	ENGINE K25	1	
-	F31S1-00101	ENGINES4S	1	
2	NO PART NO.	BRACKET,RH	1	INC.ENGINE PARTLIU
-	F31H1-02351	BRACKET,RH	1	⑥
-	F31Y1-01201	BRACKET,RH	1	⑤
-	N31S1-01201	BRACKET,RA	1	⑦
3	NO PART NO.	BRACKET,LH	1	INC.ENGINE PART
-	F31H1-02301	BRACKET,LH	1	⑥
-	F31Y1-01211	BRACKET,LH	1	⑤
-	N31S1-01211	BRACKET,LA	1	⑦
4	NO PART NO.	BOLT	7	INC.ENGINE PART
-	S1116-10035	BOLT	7	⑤⑥
-	S1116-12030	BOLT	8	⑦
5	F31A1-02101	RUBBER,UNDER	2	
6	F31A1-02111	RUBBER,UPPER	2	
7	F31A1-02121	CAP	2	
8	F31A1-02201	WASHER	2	
9	S1103-10097	BOLT	2	
10	F31A1-02071	COLLAR	2	
11	F31AI-02211	NUT	2	

Fig.2 AIR CLEANER



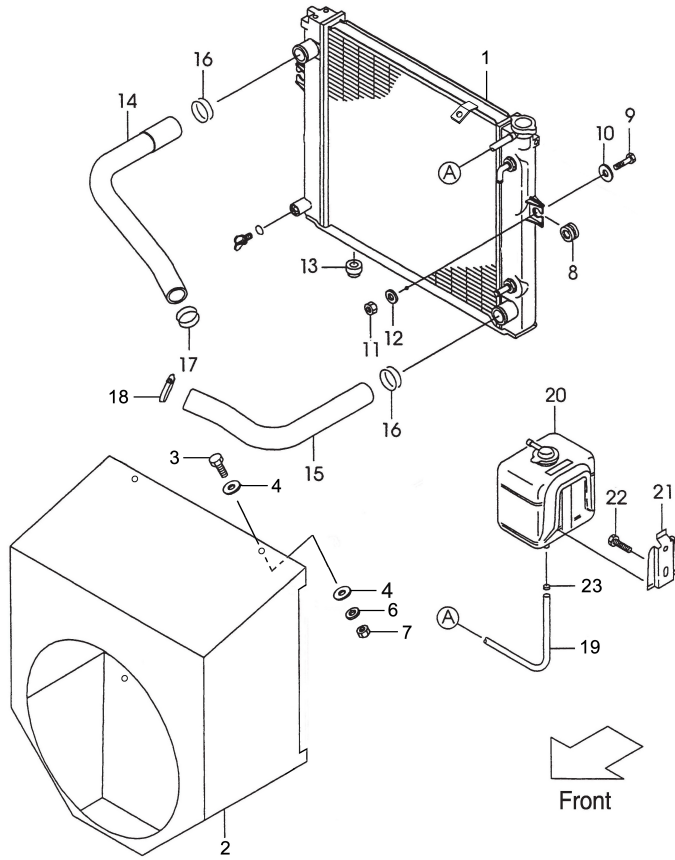
Item No.	Part No.	Description	Req'd	Remarks:Serial No.
A1	F31C1-02001	CLEANER-ASS'Y,AIR NC.1,2,3	1	A,B,C,D
-	F31A1-02001	CLEANER-ASS'Y,AIR NC.1,2,3	1	E,F
1	F31C1-03101	BODY	1	A,B,C,D
-	F31A1-03101	BODY	1	E,F
2	F31C1-03111	ELEMENT,AIR	1	A,B,C,D
-	F31A1-03111	ELEMENT,AIR	1	E,F
3	F31C1-03121	COVER	1	A,B,C,D
4	S1183-08016	BOLT	1	E,F
5	N31A1-0251a	BRACKET,AIR CLEANER	1	A,B,C,D
-	N15A1-0251a	BRACKET,AIR CLEANER	1	E,F

Fig.3 AIR DUCT



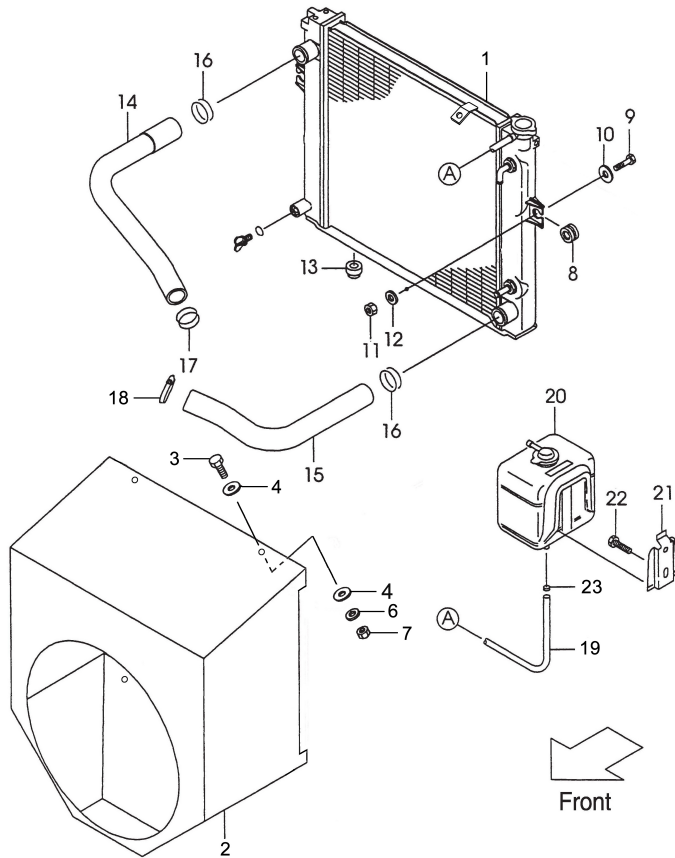
Item No.	Part No.	Description	Req'd	Remarks:Serial No.
1	N31A1-0203	HOSE	1	A,B,C,D
-	N15A1-02021	HOSE	1	E,F
2	F31C1-02011	HOSE,CAP	1	A,B,C,D
-	N15A1-02031a	HOSE,CAP	1	E,F
3	N31C1-0203	HOSE	1	①
-	N31S1-0203	HOSE	1	⑦
-	F31A1-02021	HOSE	1	②
-	F31D1-02002	HOSE	1	③
-	N31J1-0203	HOSE	1	④
-	N31Y1-0203	HOSE	1	⑤
-	N31K1-0203	HOSE	1	⑥
4	S4911-00060	CLIP	2	
5	S4911-00070	CLIP	1	
6	S4900-00075	CLIP	1	
7	S4911-00055	CLIP	1	①⑥
-	S4911-00060	CLIP	1	②③⑤
-	S4911-00075	CLIP	1	④⑦

Fig.4 COOLING UNIT



Item No.	Part No.	Description	Req'd	Remarks:Serial No.
A1	F31C2-10201	RADIATOR-ASS'Y (INC.1~7,19)	1	①
-	N31S2-10301	RADIATOR-ASS'Y (INC.1~7,19)	1	⑦
-	N15C2-10301a	RADIATOR-ASS'Y (INC.1~7,19)	1	①;E,F
-	N15K2-10301a	RADIATOR-ASS'Y (INC.1~7,19)	1	⑥;E,F
-	F31D2-10301	RADIATOR-ASS'Y (INC.1~7,19)	1	②③
-	F31J2-10302	RADIATOR-ASS'Y (INC.1~7,19)	1	④
-	F31Y2-10301	RADIATOR-ASS'Y (INC.1~7,19)	1	⑤
-	F31K2-10301	RADIATOR-ASS'Y (INC.1~7,19)	1	⑥
1	NO PART NO.	RADIATOR	1	
2	F31C2-12401	SHRAUD	1	①
-	F31D2-12401	SHRAUD	1	②③
-	F31J2-12401	SHRAUD	1	④
-	F31Y2-12401	SHRAUD	1	⑤
-	F31K2-12401	SHRAUD	1	⑥
-	N31S2-12401	SHRAUD	1	⑦
-	N15C2-12401	SHRAUD	1	①;E,T
-	N15K2-12401	SHRAUD	1	⑥;E,F
3	S1185-08016	BOLT	4	
4	NO PART NO.	WASHER	8	
6	S2010-00008	WASHER	4	
7	S1420-00008	NUT	4	
8	F31A2-12101	RUBBER	2	

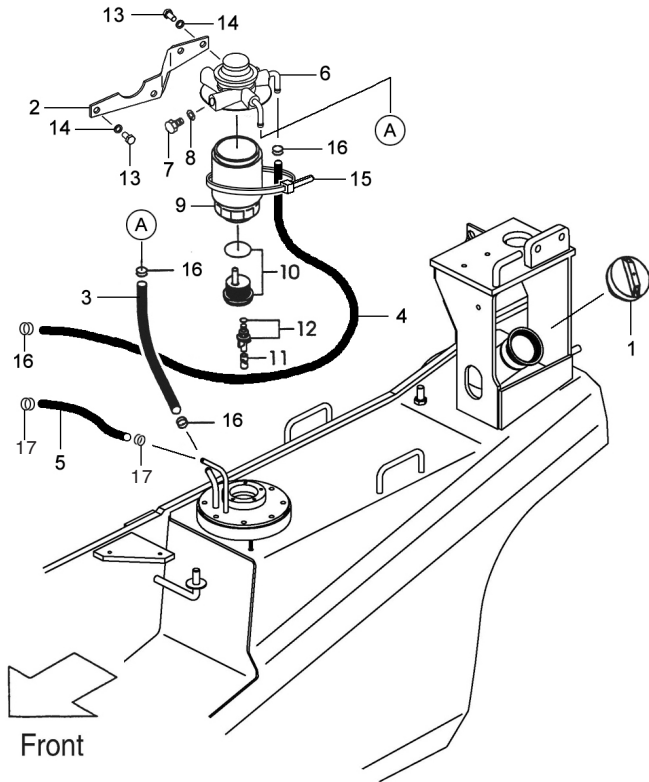
Fig.4 COOLING UNIT



Item No.	Part No.	Description	Req'd	Remarks:Serial No.
9	F31A2-12021	BOLT	2	
10	F31A2-32751	WASHER	2	
11	F31A2-02221	NUT	2	
12	S2000-00010	WASHER	2	
13	F31A2-12121	RUBBER	2	
14	F31C2-12001	HOSE,UPPER	1	①④⑤
-	F31A2-12001	HOSE,UPPER	1	②
-	F31D2-12001	HOSE,UPPER	1	③
-	F31H2-12001b	HOSE,UPPER	1	⑥
-	N31S2-12002	HOSE,UPPER	1	⑦
-	N15C2-12001	HOSE,UPPER	1	①;E,F
-	N15K2-12001	HOSE,UPPER	1	⑥;E,F
15	F31C2-12011	HOSE,UPPER	1	①⑤
-	F31A2-12011	HOSE,LOWER	1	②
-	F31D2-12011	HOSE,LOWER	1	③
-	F31J2-12011	HOSE,LOWER	1	④
-	F31H2-12011	HOSE,LOWER	1	⑥
-	N31S2-12011	HOSE,UPPER	1	⑦
-	N15C2-12011	HOSE,UPPER	1	①;E,F
-	N15K2-12011	HOSE,UPPER	1	⑥;E,F
16	S4911-00040	CLIP	2	
17	S4911-00045	CLIP	1	①④⑤⑥
-	S4911-00050	CLIP	1	②③⑦
18	S4911-00045	CLIP	1	①④⑤⑥
-	S4911-00050	CLIP	1	②③⑦
19	F61A2-12301	HOSE	1	
20	F31A2-12111	TANK,RESERVE	1	
21	F31A2-12201	BRACKET	1	
22	F31A2-48611	SCREW	2	
23	S4911-00014	CLIP	1	

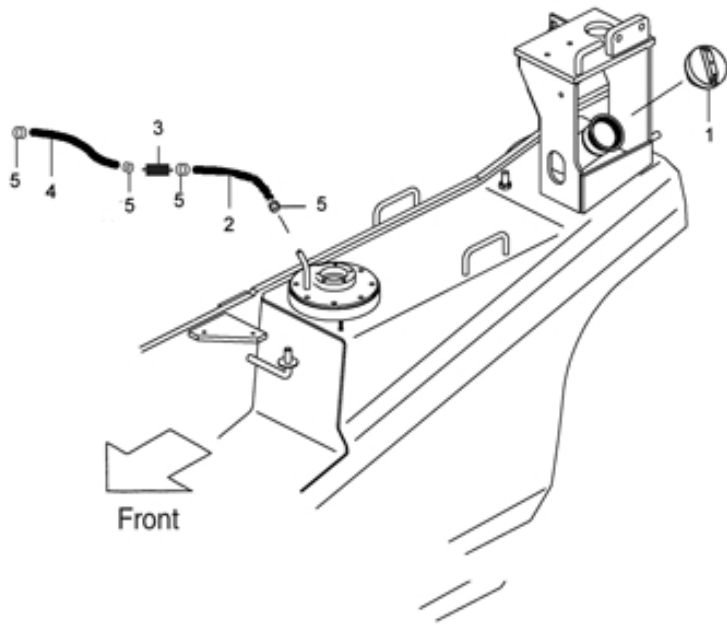
Fig.5

Fig.5 FUEL SYSTEM (D-TYPE)



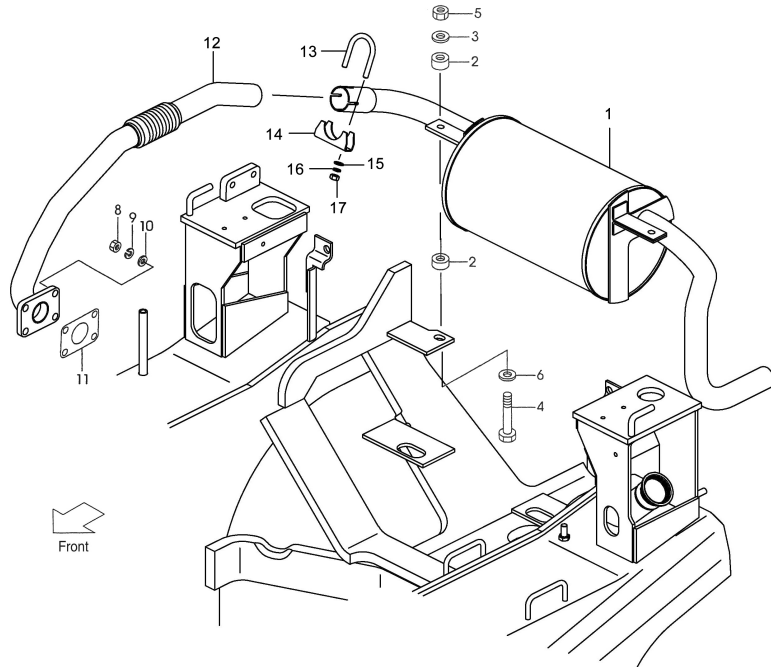
Item No.	Part No.	Description	Req'd	Remarks:Serial No.
1	F31A2-22061	CAP,FUEL	1	
2	N31C2-2211	BRACKET	1	①
-	N31J2-2211	BRACKET	1	④
3	S4750-75049	HOSE,FUEL,7.5x490	1	①⑤
-	S4750-75106	HOSE,FUEL,7.5x1060	1	④⑦
-	S4750-75150	HOSE,FUEL,7.5x1500	1	②
-	S4750-75043	HOSE,FUEL,7.5x430	1	③
4	S4750-75046	HOSE,FUEL,7.5x460	1	①
-	S4750-75058	HOSE,FUEL,7.5x580	1	④
5	S4750-65040	HOSE,FUEL,6.5x400	1	①
-	S4750-65150	HOSE,FUEL,6.5x1500	1	②
-	S4750-65046	HOSE,FUEL,6.5x460	1	③⑤
-	S4750-65125	HOSE,FUEL,6.5x1250	1	④⑦
A1	F31A2-22201	FILTER,FUEL INC.6-12	1	①④⑤
13	S1183-08016	BOLT	4	
14	S2000-00008	WASHER	4	
15	S4913-11200	BAND	1	
16	S4911-00016	CLIP	4	①④
-	S4911-00016	CLIP	2	②③⑤⑦
17	S4911-00014	CLIP	2	

Fig.5 FUEL SYSTEM (D-TYPE)



Item No.	Part No.	Description	Req'd	Remarks:Serial No.
1	F31A2-22061	CAP,FUEL	1	
2	S4750-75011	HOSE,FUEL,7.5x110	1	⑥
3	F31H2-22211	FILTER,GASOLINE	1	⑥
4	S4750-75018	HOSE,FUEL,7.5x180	1	⑥
5	S4911-00016	CUIP	4	

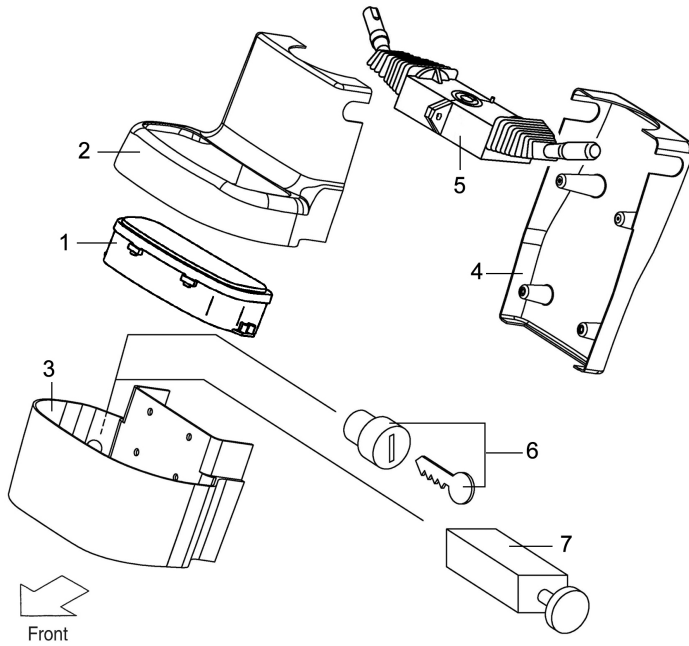
Fig.6 EXHAUST SYSTEM



Item No.	Part No.	Description	Req'd	Remarks:Serial No.
1	N21A2-31011	MVFFLER ASS'Y, 2t,2.5t	1	①③⑤⑥
-	N31A2-31011	MVFFLER ASS'Y, 3t,3.5t	1	①③⑤⑥
-	N40A2-31011	MVFFLER ASS'Y, 4t	1	①③⑤⑥
-	N21A2-31001	MVFFLER ASS'Y,2t,2.5t	1	②④⑦
-	N31A2-31001	MVFFLER ASS'Y,3t,3.5t	1	②④⑦
-	N40A2-31001	MVFFLER ASS'Y,4t	1	②④⑦
-	N15A2-31011	MVFFLER ASS'Y,1.5t,1.8t	1	①⑥
2	F31A2-32241	RUBBER	4	
3	F31A2-32251	WASHER	2	
4	F31A2-32551	BOLT	2	
5	F31A2-32561	NUT	2	
6	S0200-00010	WASHER	2	
8	S1400-20010	NUT	4	
9	S2010-00010	WASHER	4	
10	S0200-00010	WASHER	4	
11	F31C2-32011	GASKET	1	①
-	F31D2-32011	GASKET	1	③
12	N31C2-3002	PIPE	1	①
-	N31W2-3002	PIPE	1	②
-	N31D2-3002	PIPE	1	③
-	N31J2-3002	PIPE	1	④
-	N31Y2-3002	PIPE	1	⑤
-	N31K2-3002	PIPE	1	⑥
-	N31S2-3002	PIPE	1	⑦
-	N15C2-30021	PIPE	1	①;E,F
-	N15K2-30021	PIPE	1	⑥;E,F
A13	NO PART NO.	CLIP INC,13-17	1	

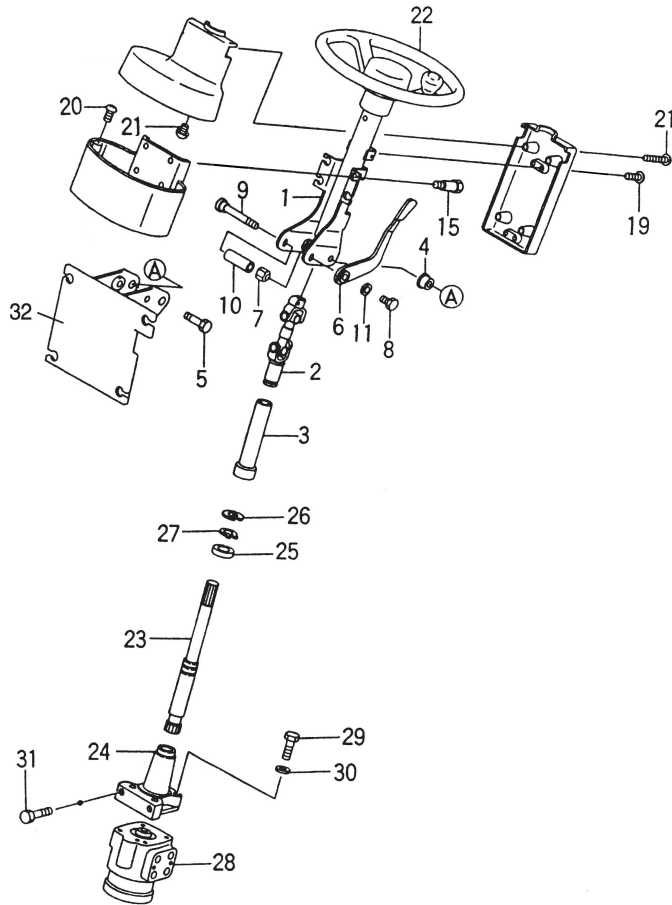
Fig.7

Fig.7 COMBINATION METER



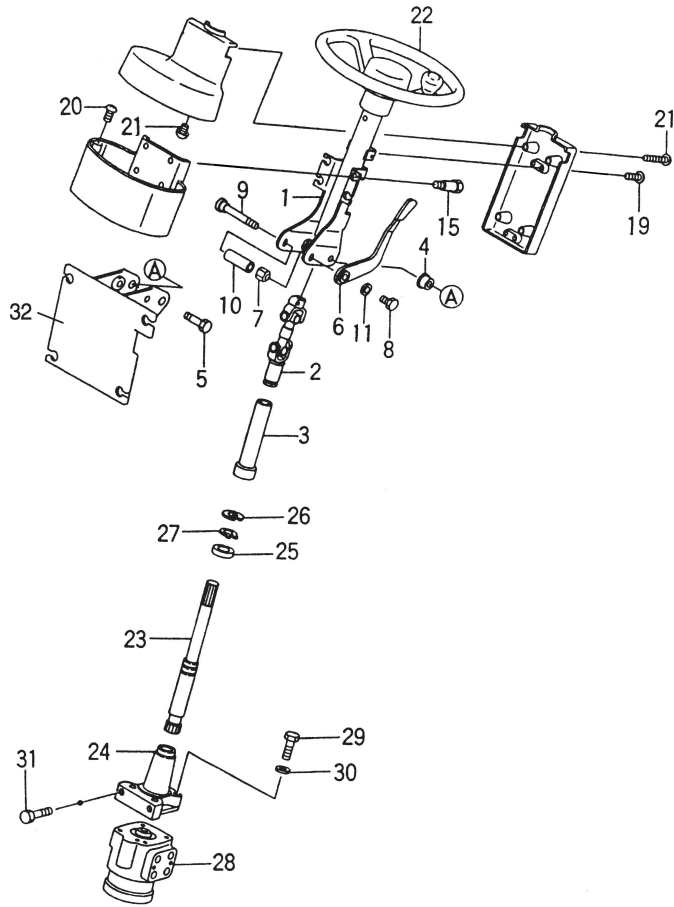
Item No.	Part No.	Description	Req'd	Remarks:Serial No.
A1	F31A2-40021	METER-ASS'Y,COMBI INC.1~4,6,7	1	①④⑤⑥⑦
-	F31D2-40021	METER-ASS'Y,COMBI INC.1~4,6,7	1	②③
5	F31C2-40501	SWITCH-ASSY,COMBI	1	SOLENOID
-	F31A2-40831	SWITCH-ASSY,COMBI	1	
6	NO PART NO.	SWITCH,KEY	1	
7	NO PART NO.	SWITCH,LAMP	1	

Fig.8 HANDLE MOUNT



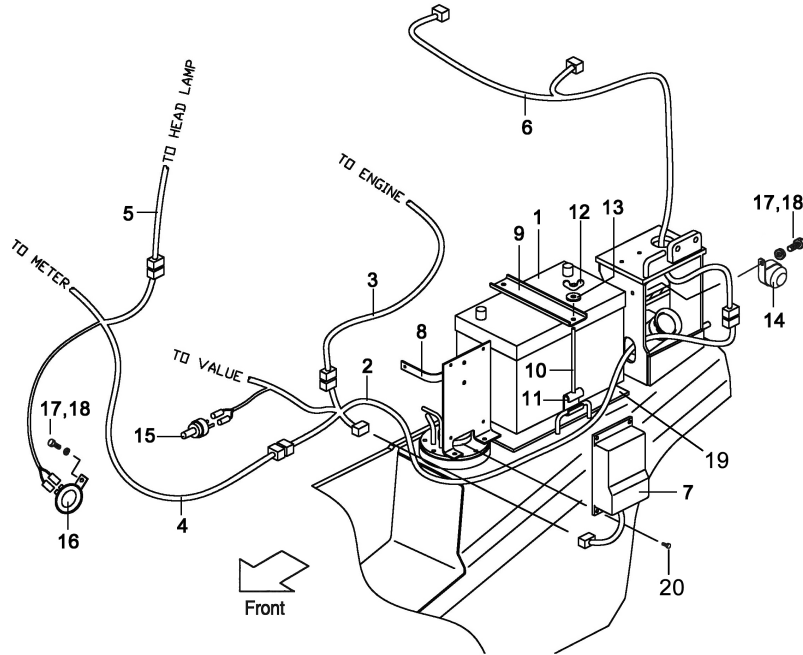
Item No.	Part No.	Description	Req'd	Remarks:Serial No.
A	F31A4-12011	STEERING SHAFT & JOINT ASS'Y (Inc. 1, 2)	1	
-	N15A4-10001	STEERING SHAFT & JOINT ASS'Y (Inc. 1, 2)	1	E,F
1	F31A4-10601	STEERING SHAFT	1	
2	F31A4-10701	JOINT	1	
-	N15A4-10701	JOINT	1	E,F
3	F31A4-10801	BOOT	1	
4	F31A4-12101	BUSHING	2	
5	F31A4-12111	BOLT	2	
B	F31A4-10301	TILT LOCK LEVER ASS'Y (Inc. 6~11)	1	
6	F31A4-12171	LEVER	1	
7	F31A4-12181	NUT	1	
8	F31A4-12231	BOLT	1	
9	F31A4-12151	BOLT	1	
10	F31A4-12161	COLLAR	1	
11	F31A4-12131	WASHER	1	
12	F31A4-12241	BOOT	1	
15	F31A4-12621	BOLT	4	
16	F31A4-12201	COVER (A)	1	
17	F31A4-12211	COVER (B)	1	
18	F31A4-12221	COVER (C)	1	
19	F31A4-12771	SCREW	4	
20	F31A4-12091	SCREW	2	
21	F31A4-12031	SCREW	9	
22	N31A4-10201	HANDLE WHEEL	1	

Fig.8 HANDLE MOUNT [OBT-34A]



Item No.	Part No.	Description	Req'd	Remarks:Serial No.
C	F31A4-10401	HANDLE SHAFT ASS'Y (Inc. 23~27)	1	
23	F31A4-12001	SHAFT	1	
24	F31A4-12021	FLANGE	1	
25	S3000-06904	BEARING	1	
26	S2110-00037	SNAP RING	1	
27	S2100-00020	SNAP RING	1	
28	F31A4-10501	ORBITROL	1	
29	S0110-00628	BOLT	4	
30	S0430-00006	WASHER	4	
31	F31A4-12041	BOLT	2	
32	F31A4-10101	BRACKET	4	
+	F31A2-12031	MOUNT RUBBER	4	
+	F31A7-33001	COLLAR	4	
+	F31A2-32251	WASHER	4	

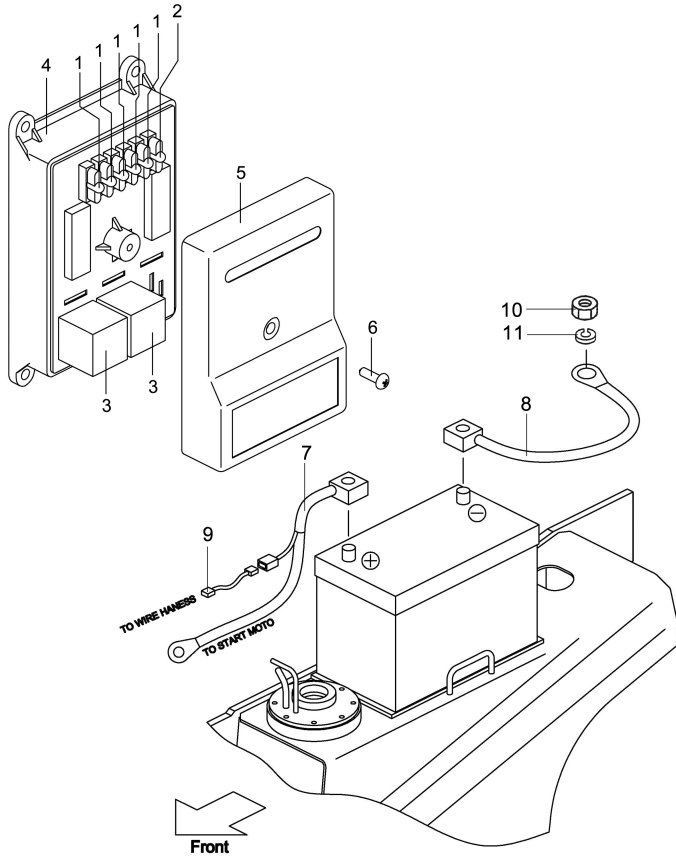
Fig.9 ELECTRIC PARTS



Item No.	Part No.	Description	Req'd	Remarks:Serial No.
1	F31A2-41011	BATTERY	1	
2	N31C2-4222a	WIRE-HARNESS,FRAME	1	①④⑤⑥
-	N31W2-4222	WIRE-HARNESS,FRAME	1	②
-	N31D2-4222b	WIRE-HARNESS,FRAME	1	③
-	N31S2-4221	WIRE-HARNESS,FRAME	1	⑦
-	N15C2-42221a	WIRE-HARNESS,FRAME	1	①⑥;E,F
3	N31D2-4221c	WIRE-HARNESS, ENGINE	1	③
-	N31W2-4221	WIRE-HARNESS,ENGINE	1	②
-	N31C2-4221	WIRE-HARNESS,ENGINE	1	①
*-	N31J2-4221	WIRE-HARNESS,ENGINE	1	④
-	N31Y2-4221	WIRE-HARNESS,ENGINE	1	⑤
-	N31K2-4221	WIRE-HARNESS,ENGINE	1	⑥
-	N31S2-4222	WIRE-HARNESS,ENGINE	1	⑦
4	F31C2-42201	WIRE-HARNESS,METER	1	①④⑤⑥⑦
-	F32D2-42201	WIRE-HARNESS, METER	1	②③
-	N15C2-42201	WIRE-HARNESS, METER	1	①⑥;E,F
5	F31A2-42321	WIRE-HARNESS, F,PIPE	2	
6	F31A2-42311	WIRE-HARNESS, R,PIPE	1	
7	N31C2-42131	ELECTRIC BOX	1	
8	N31A2-4200	BRACKET	1	
9	N31A2-44021	PLATE	1	
10	N31A2-42051	BOLT, ANCHOR	2	
11	N31A2-42101	HANGER	2	
12	S1420-00006	NUT	2	
13	F31A2-42061	WASHER	2	
14	F31A2-42301	BUZZER, BACK	1	
15	F31A2-42071	SWITCH, STOP-LAMP	1	
16	F31A2-43651	HORN	1	
1	S1106-08016	BOLT	2	
18	S2000-00008	WASHER	2	
19	N31A2-42031	RUBBER	1	
20	F31A2-42621	SCREW	4	

Fig.10

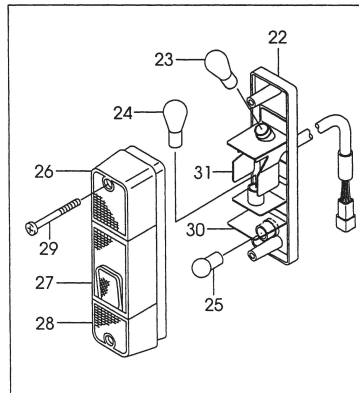
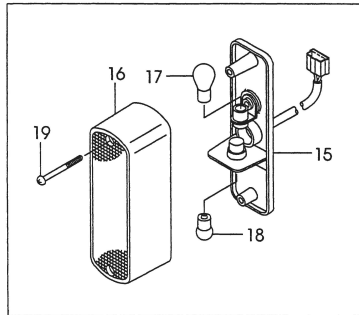
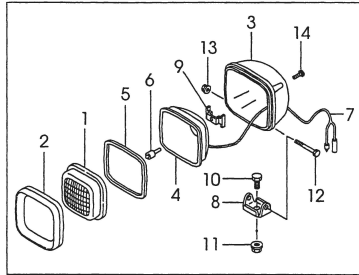
Fig.10 ELECTRIC BOX & CABLE



Item No.	Part No.	Description	Req'd	Remarks:Serial No.
A1	N31C2-42131	ELECTRIC BOX(Inc.1~6)	1	①④⑤⑦
-	N31W2-42131	ELECTRIC BOX(Inc.1~6)	1	②
-	N31D2-42131	ELECTRIC BOX(Inc.1~6)	1	③
-	N31K2-42131	ELECTRIC BOX(Inc.1~6)	1	⑥
1	NO PART NO.	FUSE, 30A	1	
2	NO PART NO.	FUSE, 10A	5	
3	NO PART NO.	RELAY, 12V	2	
4	NO PART NO.	BODY	1	
5	NO PART NO.	COVER	1	
6	NO PART NO.	SCREW	1	
7	F31C2-42011	CABLE, BATTERY(+)	1	①④⑤⑥
-	F31A2-42011	CABLE,BATTERY(+)	1	②③⑦
8	F41A2-42021a	CABLE, BATTERY(-)	1	
9	F31A2-42091	FUSE	1	
10	S1401-10010	NUT	1	
11	S2010-00010	WASHER	1	

Fig.11

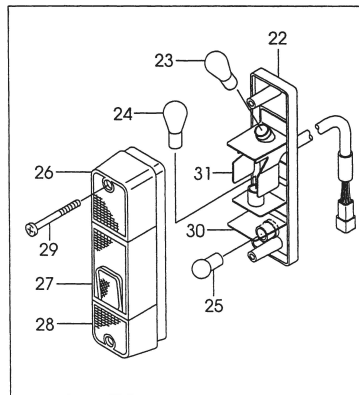
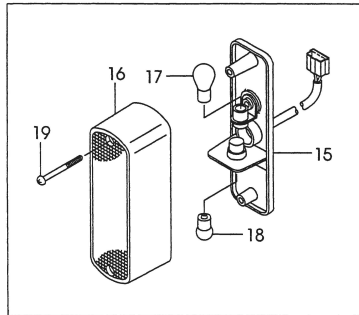
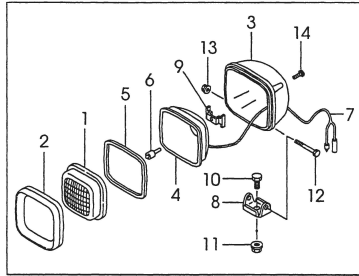
Fig.11 LIGHT UNIT



Item No.	Part No.	Description	Req'd	Remarks:Serial No.
A1	K-216G2-40602	LAMP-ASS'Y,HEAD	2	INC. 1-4
1	K-216G2-43502 §	LENS	2	
2	K-216G2-43631 §	RIM	2	
3	K-216G2-43511 §	HOUSING	2	
4	K-216G2-43521 §	REFLECTOR	2	
5	K-216G2-43531 §	GASKET	2	
6	K-216G2-43542 §	BUBL, 12V/55W	2	
7	K-216G2-43552 §	WIRE, LEAD	2	
8	K-216G2-43562 §	BRACKET	2	
9	K-216G2-43571 §	SPRING	2	
10	K-216G2-43582 §	BOLT	2	
11	K-216G2-43592 §	NUT	2	
12	K-216G2-43602 §	BOLT	2	
13	K-216G2-43611 §	NUT	2	
14	K-216G2-43622 §	SCREW	8	
A2	K-216G2-40701	LAMP-ASS'Y,F.COMBI	2	INC.15-19
15	NO PART NO. §	BODY	2	
16	K-216G2-40731 §	BENS	2	
17	K-216G2-40711 §	BULB, 12V/27W	2	
18	K-216G2-40711 §	BULB, 12V/10W	2	
19	NO PART NO. §	SCREW	8	
20	K-239A2-42221A §+	WIRE-HARNESS,HG	2	
21	K-04913-11100 §+	BAND	2	
A3	K-214A2-40203	LAMP-ASS'Y,R.COMBI	2	INC.22-31
22	NO PART NO. §	BODY	2	
23	K-210F2-42011	BULB,12V/23W	2	
24	K-214A2-44501 §	BULB,23W/8W	2	

Fig.11

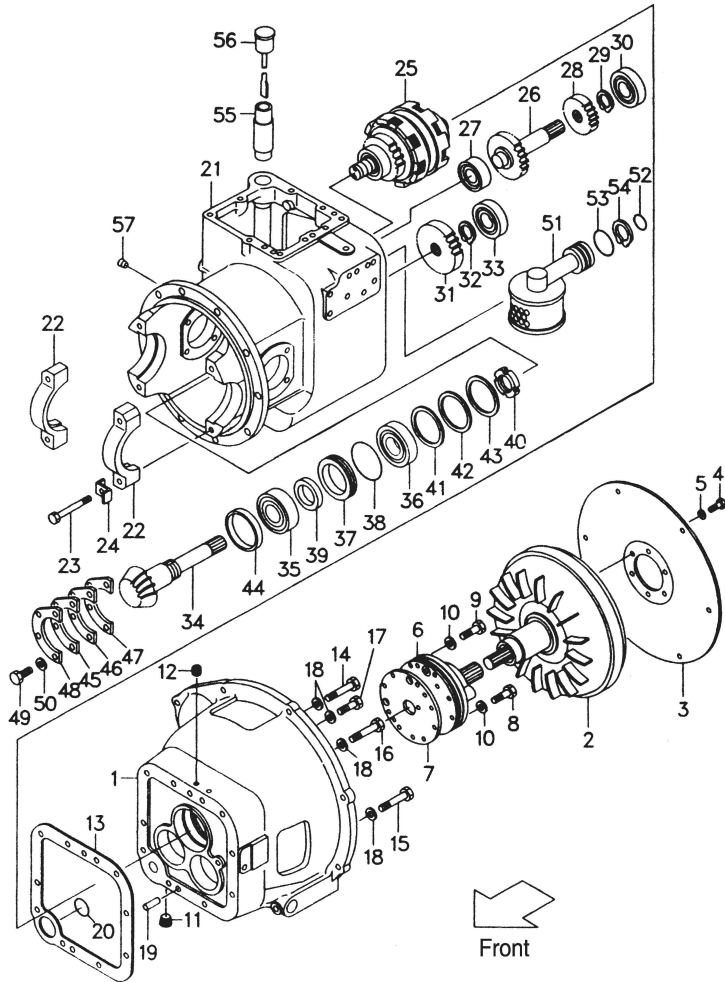
Fig.11 LIGHT UNIT



Item No.	Part No.	Description	Req'd	Remarks:Serial No.
25	K-210F2-42031 §	BULB,12V/10W	2	
26	K-210F2-42201 §	LENS,PLASTIC	2	
27	K-210F2-42211 §	LENS, PLASTIC	2	
28	K-210F2-42221 §	LENS, PLASTIC	2	
29	S1030-05065 §	SCREW	4	
30	K-210F2-42231 §	SHADE	2	
31	K-214A2-44511 §	SHADE	2	

Fig.12

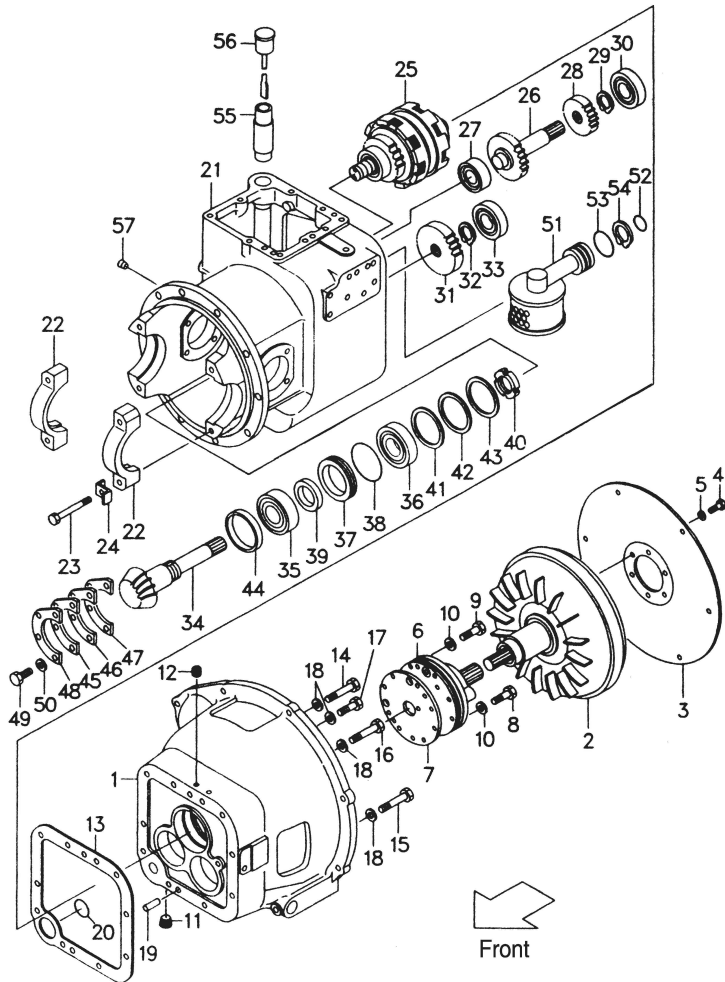
Fig.12 DRIVE UNIT



Item No.	Part No.	Description	Req'd	Remarks:Serial No.
A	F31A2-50001	DRIVE UNIT ASS'Y	1	
-	F31D2-50001	(Inc.1-57 & Fig.46-52)		
-	F31C2-50001			
-	N15C2-50001			
1	F31A2-52101	CASE, tor-con	1	
A1	F31A2-50011	TORQUE-CONBERTER ASS'Y	1	
-	F31C2-50011	TORQUE-CONBERTER ASS'Y	1	
-	F31G2-50011	TORQUE-CONBERTER ASS'Y	1	
2	F31A2-50301	TORQUE-CONBERTER	1	
-	F31C2-50301	TORQUE-CONBERTER	1	
-	F31G2-50301	TORQUE-CONBERTER	1	
3	F31A2-52021	PLATE, input	1	
4	F31A1-02621	BOLT	6	
5	F31A1-02631	WASHER	6	
6	F31A2-50221	CHARGING PUMP	1	
7	F31A2-522001	GASKET	1	
8	S1103-08040	BOLT	2	
9	S1103-08045	BOLT	4	
10	F31A2-52761	PACKING	6	
11	F31A2-52741	PLUG	2	
12	F31A2-52751	PLUG	2	
※1	NO PART NO.	OVERHAUL KIT (Inc.13,20,24,32,38-43, 45-47,52-54 & Fig.46...3,5,6,8,11,21, 25,31 Fig.52...6,8-10)	1	
13	F31A2-52501	GASKET	1	
14	S1103-10075	BOLT	1	
15	S1103-10055	BOLT	2	
16	S1103-10050	BOLT	2	

Fig.12

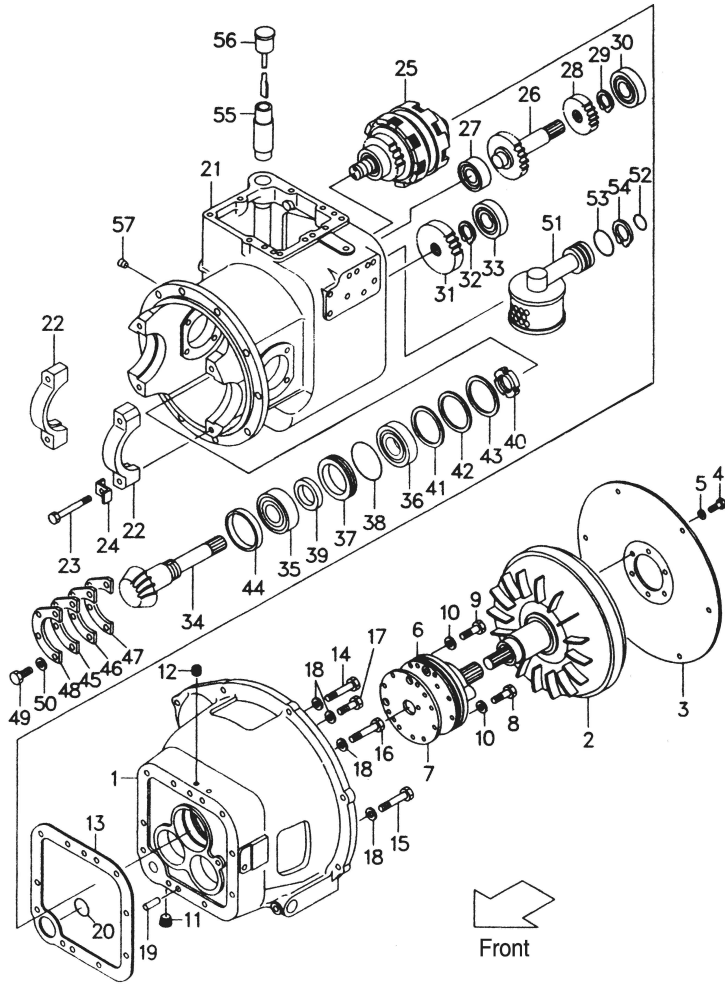
Fig.12 DRIVE UNIT



Item No.	Part No.	Description	Req'd	Remarks:Serial No.
17	S1103-10030	BOLT	4	
18	S2011-00010	WASHER	9	
19	S2212-12020	PIN	2	
20	F31A2-52521	※ O-RING	2	
21	F31A2-52011	§ CASE	1	
22	F31A2-52031	§ CAP	2	
23	F31A2-52041	BOLT	4	
24	F31A2-52111	※ PLATE	4	
25	F31A2-50201	CLUTCH,hydraulic	1	
26	F31A2-52211	SHAFT, idler	1	
27	S3000-06206	BEARING	1	
28	F31A2-52221	GEAR, idler	1	
29	S2110-00024	SNAP RING	1	
30	S3000-06207	BEARING	1	
31	F31A2-52231	GEAR,output	1	
32	S2110-00024	※ SNAP RING	1	
33	S3000-06207	BEARING	1	
34	F31A2-52241	§ ※ SHAFT	1	
35	F31A2-53031	BEARING	1	
36	F31A2-53021	BEARING	1	
37	F31A2-52121	RETAINER	1	
38	F31A2-52531	※ O-RING	1	
39	F31A2-52131	※ OIL SEAL	1	
40	F31A2-52621	※ NUT	1	
41	F31A2-52701	※ SHIM	AR	
42	F31A2-52711	SHIM	AR	

Fig.12

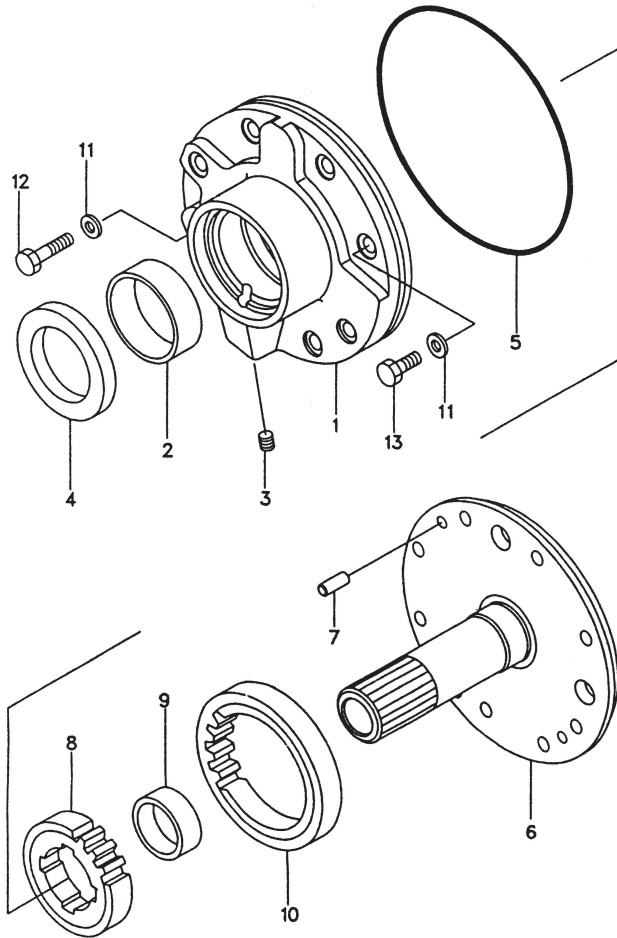
Fig.12 DRIVE UNIT



Item No.	Part No.	Description	Req'd	Remarks:Serial No.
43	F31A2-52721 ※	SHIM	AR	
44	F31A2-52191 ※	COLLAR		
45	F31A2-52801 ※	SHIM	1	
46	F31A2-52811 ※	SHIM	AR	
47	F31A2-82821 ※	SHIM	AR	
48	S1103-08020	PLATE	AR	
49	S2011-00008	BOLT	1	
50	F31A2-52151	WASHER	4	
51	F31A2-52561	STRAINER	4	
52	F31A2-52541 ※	O-RING	1	
53	S2100-00035 ※	O-RING	1	
54	F31A2-52551 ※	SNAP RING	1	
55	F31A2-52251	PIPE	1	
56	F31A2-52261	CUP	1	
57	F31A2-52271	PLUG	4	

Fig.13

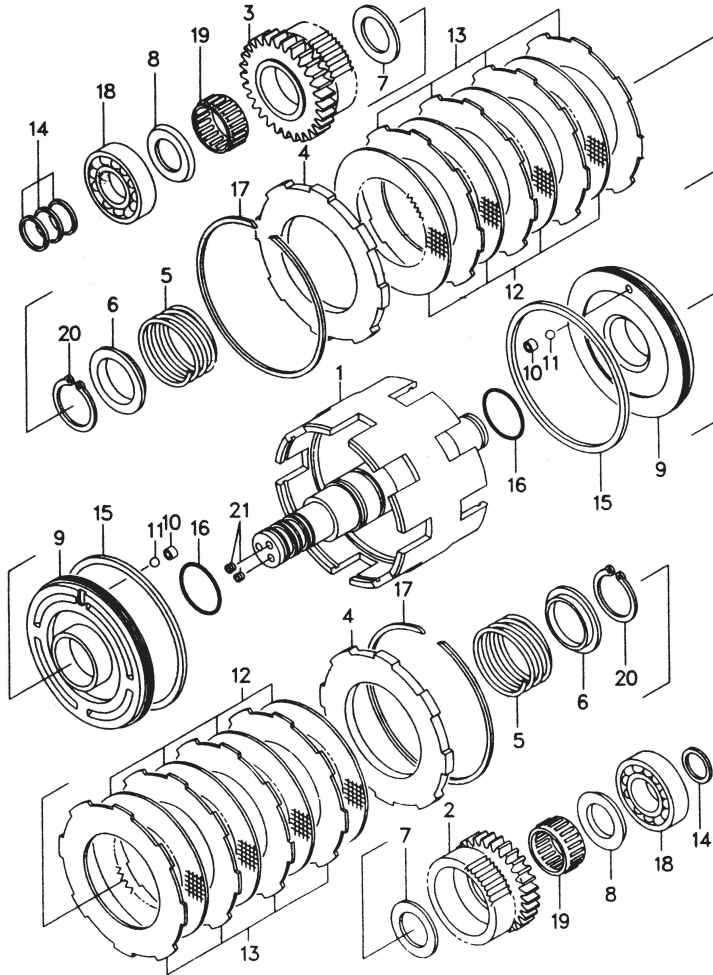
Fig.13 DRIVE UNIT



Item No.	Part No.	Description	Req'd	Remarks:Serial No.
A	F31A2-50221	CHARGING PUMP ASS'Y (Inc.1-13)	1	
B	F31A3-82141	CASE SUB ASS'Y (Inc.1-3)	1	
1	F31A3-82151	CASE,pump	1	
2	F31A3-82161	BUSHING	1	
3	F31A3-82201	PLUG	1	
※1	F31A3-80261	REPAIR KIT (Inc.4,5 & Fig.46...7,10)	1	
4	F31A3-82171	OIL SEAL	1	
5	F31A2-82181	O-RING	1	
6	F31A3-82191	SUPPORT	1	
7	S2212-06016	PIN	1	
C	F31A2-50271	GEAR KIT (Inc.8-10)	1	
D	F31A3-80281	DRIVE GEAR SUB ASS'Y (Inc.8,9)	1	
8	F31A3-82231	GEAR, drive	1	
9	F31A3-82241	BUSHING	1	
10	F31A3-82251	GEAR, driven	1	
11	F31A3-82261	PACKING	2	
12	S1103-08035	BOLT	1	
13	S1103-08025	BOLT	1	

Fig.14

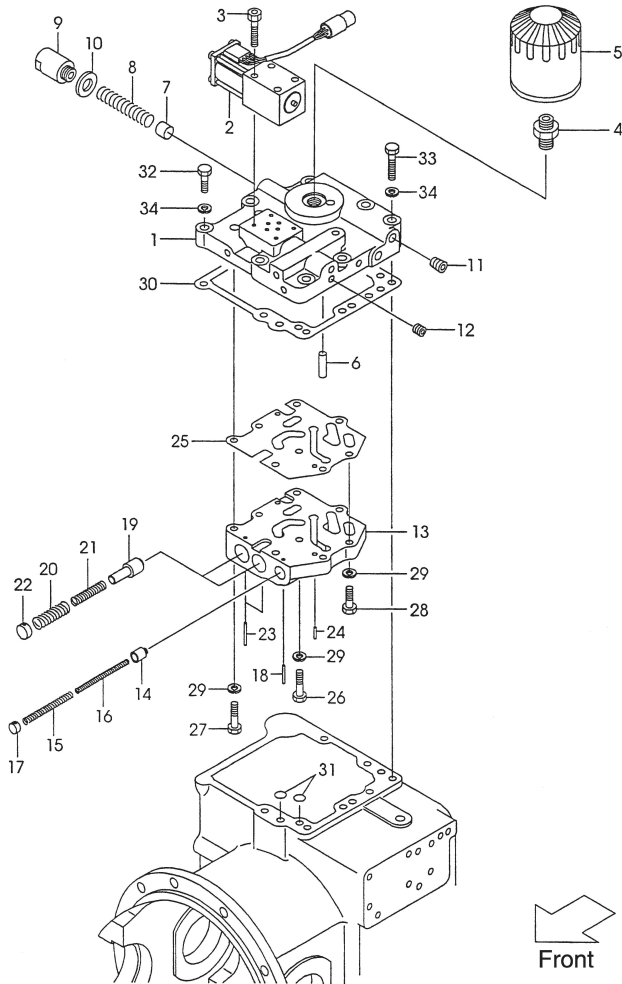
Fig.14 HYDRAULIC CLUTCH



Item No.	Part No.	Description	Req'd	Remarks:Serial No.
A	F31A2-50201	HYDRAULIC CLUTCH ASS'Y (Inc.1-21)	1	
1	F31A3-80211	SHAFT, input	1	
2	F31A3-82051	GEAR, forward	1	
3	F31A3-82061	GEAR, reverse	1	
4	F31A3-82121	PLATE, end	2	
5	F31A3-82081	SPRING	2	
6	F31A3-82091	SEAT	2	
7	F31A3-82111	RING(A)	2	
8	F31A3-82101	RING(B)	2	
B	F31A3-80301	PISTON ASS'Y (Inc.9-11)	2	
9	F31A3-82041	§ PISTON	2	
10	F31A3-82131	§ PLUG	2	
11	S3190-00004	§ BALL	2	
12	F31A3-83001	PLATE	8	
13	F31A3-83011	PLAET	8	
※1	F31A3-80291	REPAIR KIT (Inc.14-17,19,20)	1	
14	F31A3-83111	※ RING(A)	4	
15	F31A3-83121	※ RING(B)	2	
16	F31A3-82211	※ O-RING	2	
17	F31A3-82221	※ SNAP RING	2	
18	S3000-06206	BEARING	2	
19	F31A3-82201	※ BEARING	2	
20	S2100-00040	※ SNAP RING	2	
21	S1066-08008	PLUG	2	

Fig.15

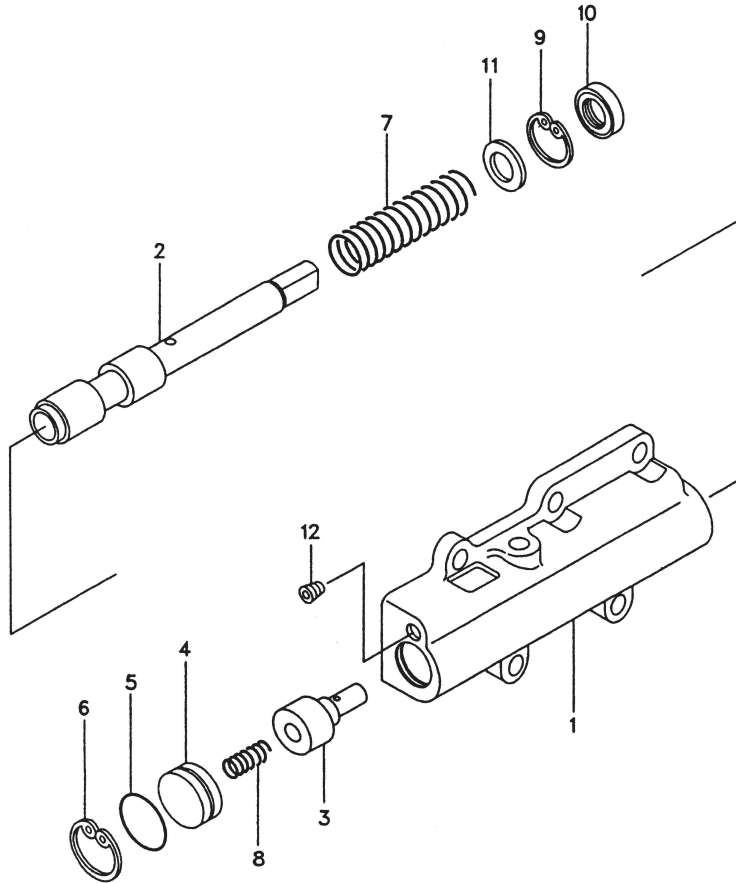
Fig.15 DCONTROL VALVE



Item No.	Part No.	Description	Req'd	Remarks:Serial No.
1	F31A3-83001	COVER,CASE	1	
2	F31A3-84001	VALVE, SOLENOID	1	
3	S1170-05045	BOLT	4	
4	F31A3-82311	NIPPLE	1	
5	F31A3-82301	FILTER,OIL	1	
6	F31A3-85141	PIN	1	
7	F31A3-82321	PISTON	1	
8	F31A3-82331	SPRING	1	
9	F31A3-82341	CUP	1	
10	F31A3-82421	PACKING	1	
11	F31A3-84101	PLUG	4	
12	F31A3-84031	PLUG	7	
A1	F31A3-84031	VALVE-ASSY,CONTROL	1	
13	F31A3-84351	BODY, VALVE	1	
14	F31A3-82401	PISTON	1	
15	F31A3-82611	SPRING	1	
16	F31A3-82621	SPRING	1	
17	F31A3-82631	PLUG	1	
18	S2270-04035	PIN, SPRING	1	
19	F31A3-82641	SPOL	2	
20	F31A3-82651	SPRING	2	
21	F31A3-82661	SPRING	2	
22	F31A3-82671	PLUG	2	
23	S2270-04040	PIN, SPRING	2	
24	S2212-06016	PIN, PARALLEL	2	
25	F31A3-82361	GASKET	1	
26	S1103-08055	BOLT	3	
27	S1103-08050	BOLT	3	
28	S1103-08035	BOLT	2	
29	S2011-00008	WASHER	8	
30	F31A3-82531	GASKET	1	
31	F31A3-82571	O-RING	2	
32	S1103-10055	BOLT	2	
33	S1103-10040	BOLT	6	
34	S2010-00010	WASHER	8	

Fig.16

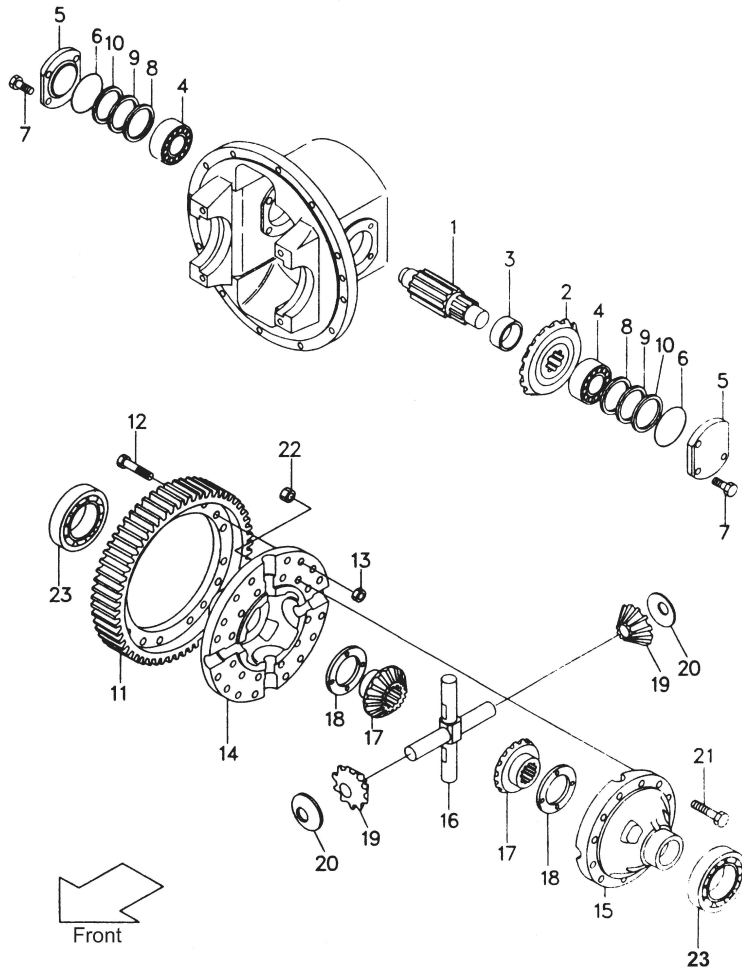
Fig.16 INCHING VALVE



Item No.	Part No.	Description	Req'd	Remarks:Serial No.
A	F31A3-80201	INCHING VALVE ASS'Y (Inc.1-15)	1	
1	F31A3-82701	§ BODY	1	
2	F31A3-82711	§ SPOOL	1	
3	F31A3-82721	§ PLUNGER	1	
4	F31A3-82741	§ PLUG	1	
5	F31A3-82751	§ O-RING	1	
6	S2110-00028	§ SNAP RING	1	
7	F31A3-82811	§ SPRING	1	
8	F31A3-82821	§ SPRING	1	
9	S2110-00030	§ SNAP RING	1	
10	F31A3-82761	§ OIL SEAL	1	
11	F31A3-82771	§ SPACER	1	
12	F31A3-82781	§ PLUG	2	

Fig.17

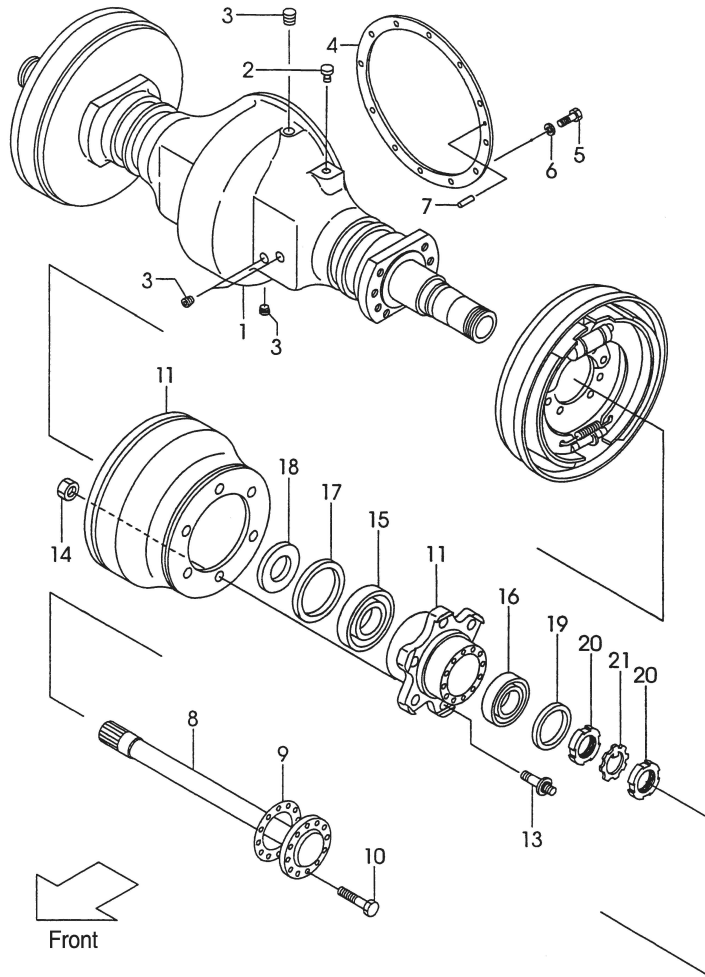
Fig.17 REDUCTION & DIFFERENTIAL



Item No.	Part No.	Description	Req'd	Remarks:Serial No.
1	F31A3-22011	SHAFT	1	
2	F31A3-22021 ※ §	GEAR,spairal bevel	1	
3	F31A3-22041	SPACER	1	
4	F31A3-23011	BEARING	2	
5	F31A3-22051	COVER	2	
6	S3310-00700 ※	O-RING	2	
7	S1184-10025	BOLT	8	
8	F31A3-22251 ※	SHIM(t=0.5)	AR	
9	F31A3-22261 ※	SHIM(t=0.2)	AR	
10	F31A3-22271 ※	SHIM(t=0.1)	AR	
11	F31A3-22031	GEAR	1	
※1	F31A3-20011	CROSS CASE SET (Inc.12-15)	1	
12	F31A3-22061 ※	BOLT	16	
13	F31A3-22601 ※	NUT	16	
14	F31A3-20021 ※ §	CASE, cross R.H.	1	
15	F31A3-20031 ※ §	CASE, cross L.H.	1	
16	F31A3-22071	SHAFT	1	
17	F31A3-22001	GEAR, side	2	
18	F31A3-22141	WASHER (t=2.36)		
19	F31A3-22111	GEAR, pinion	4	
20	F31A3-22121	WASHER	4	
21	F31A3-22081	BOLT	12	
22	F31A3-22091	NUT	12	
23	S3000-06213	BEARING	2	

Fig.18

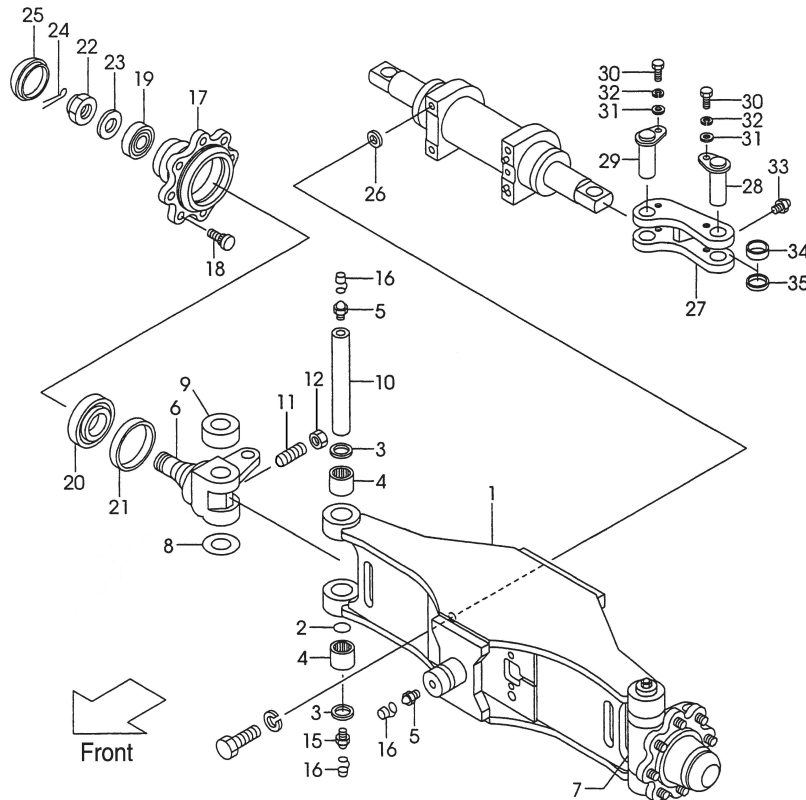
Fig.18 DRIVE AXLE



Item No.	Part No.	Description	Req'd	Remarks:Serial No.
1	F21A3-00301	HOUSING	1	2Ton, 2.5Ton
-	F31A3-00301	HOUSING	1	3Ton, 3.5Ton
-	F38A3-00301	HOUSING	1	4Ton
-	N15A3-00011	HOUSING		1.5Ton,1.8Ton
2	F31A3-02151	BREATHER	1	
3	F31A3-03001	PLUG	4	
4	F31A2-52001	PACKING	1	
-	N15A2-52001	PACKING	1	1.5Ton,1.8Ton
5	S1106-12040	BOLT	1	
6	S2011-00012	WASHER	12	
7	S2212-10020	PIN	1	
8	F21A3-02011	SHAFT, DRIVE	2	2Ton,2.5Ton
-	F31A3-02011	SHAFT, DRIVE	2	3Ton,3.5Ton
-	F38A3-02011	SHAFT, DRIVE	2	4Ton
9	F31A3-02101	PACKING	2	
10	F31A3-02601	BOLT	24	
11	F31A3-02001	DRUM, BRAKE	2	2Ton,2.5Ton
-	F31A3-02001	DRUM, BRAKE	2	3Ton,3.5Ton
-	F38A3-02001	DRUM, BRAKE	2	4Ton
13	F21A3-02021	BOLT, HUB	12	2Ton,2.5Ton
-	F31A3-02021	BOLT, HUB	12	3Ton,3.5Ton
-	F38A3-02021	BOLT, HUB	12	4Ton
14	S1400-10020	NUT	12	
15	NO PART NO.	BRG, TAPER-ROLLER	2	2Ton,2.5Ton
-	S3071-30214	BRG, TAPER-ROLLER	2	3Ton,3.5Ton
-	NO PART NO.	BRG, TAPER-ROLLER	2	4Ton
16	F21A3-02071	BRG, TAPER-ROLLER	2	2Ton,2.5Ton
-	F31A3-02071	BRG, TAPER-ROLLER	2	3Ton,3.5Ton
-	F38A3-02071	BRG, TAPER-ROLLER	2	4Ton

Fig.19

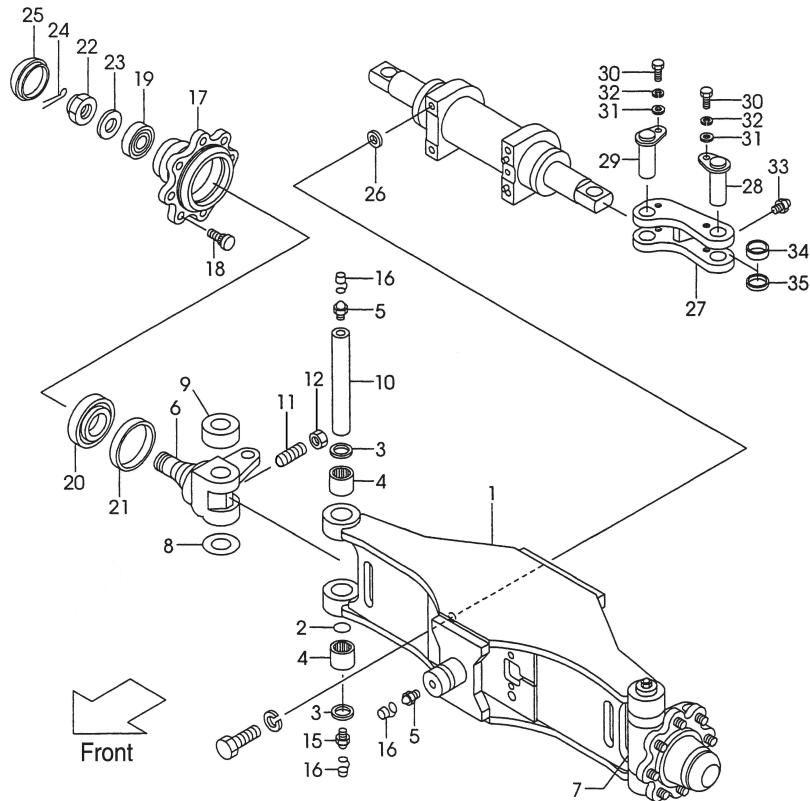
Fig.19 STEERING AXLE



Item No.	Part No.	Description	Req'd	Remarks:Serial No.
A1	F31A4-30401	AXLE-ASS'Y STEERING	1	INC.1-35;2~2.5Ton
-	F36A4-30011	AXLE-ASS'Y STEERING	1	INC.1-35;3-4Ton
-	B11E4-30001	AXLE-ASS'Y STEERING	1	INC.1-35;1.5~1.8Ton
1	NO PART NO.	§ AXLE 2Ton, 2.5Ton	1	
-	NO PART NO.	§ AXLE 3-4Ton	1	
2	F31A4-32161	※ O-RING	2	
3	F31A4-32171	※ SEAL, DUST	4	
4	S3146-13201	※ BRE, NEEDLE	4	
5	S4901-00190	※ FITTING	4	
6	F31A4-32031	KNUCKLE, RH 2Ton, 2.5Ton	1	
-	F38A4-32031	KNUCKLE, RH 3-4Ton	1	
7	F31A4-32041	KNUCKLE, LH 2Ton, 2.5Ton	1	
-	F38A4-32041	KNUCKLE, LH 3-4Ton	1	
8	F31A4-30321	※ SHIM	6	
9	S3126-83201	※ BRG, BALL 2Ton,2.5Ton	2	
-	NO PART NO.	BRG, BALL 3-4Ton	2	
10	F31A4-32231	KINGPIN	2	
11	F31A4-32341	※ BOLT, LOCK	2	
12	S1400-00010	§ ※ NUT	2	
15	S4901-00191	※ FITTING	2	
16	F31A4-32401	§ CAP	6	
A2	F31A4-35001	HUB-ASS'Y, REAR 2,2.5Ton	2	INC.17-21
-	F38A4-35001	HUB-ASS'Y, REAR 3-4Ton	2	INC.17-21
17	F31A4-32051	HUB 2Ton,2.5Ton	2	
-	F38A4-32051	HUB 3-4Ton	2	
18	F31A4-32061	BOLT, HUB	16	
19	S3071-30207	BRG, TAPER-ROLLER	2	
20	S3071-30211	BRG, TAPER-ROLLER	2	

Fig.19

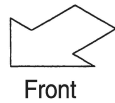
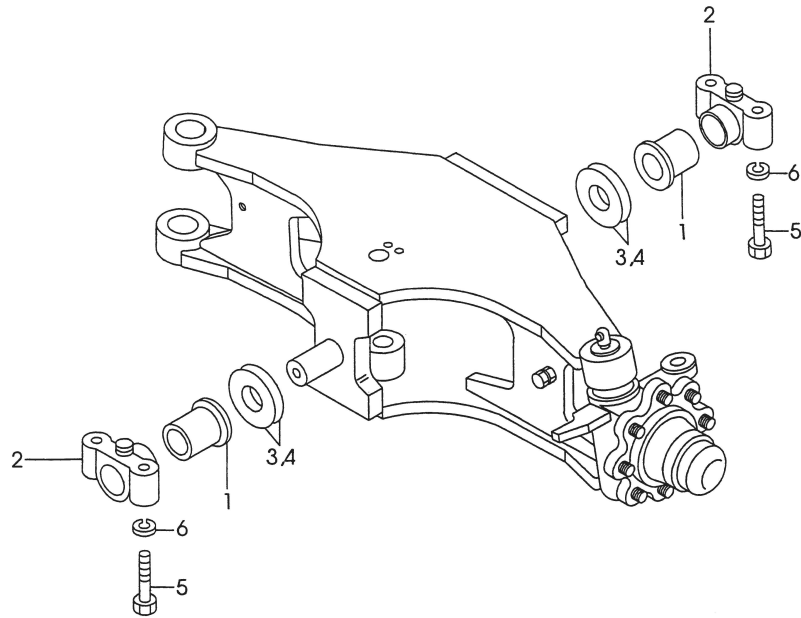
Fig.19 STEERING AXLE



Item No.	Part No.	Description	Req'd	Remarks:Serial No.
21	S3217-08501	SEAL,OIL	2	
22	S1412-00030	NUT	2	
23	S2000-00030	WASHER	2	
24	S2200-06055 §	PIN	2	
25	F31A4-32071	CAP, HUB	2	
26	F31A4-32481	SHIM	1	
27	F31A4-32081	YOKE	2	
28	F31A4-32721	PIN	2	
29	F31A4-32101	PIN	2	
30	S1103-08016	BOLT	4	
31	S2000-00008 §	WASHER	4	
32	S2011-00008 §	WASHER	4	
33	F31A4-32221 §	NIPPLE	2	
34	F31A4-33231	JOINT	2	
35	F31A4-32301	COLLAR	2	

Fig.20

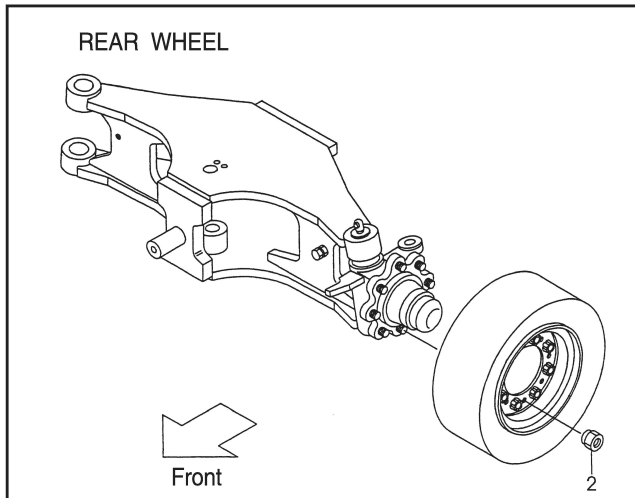
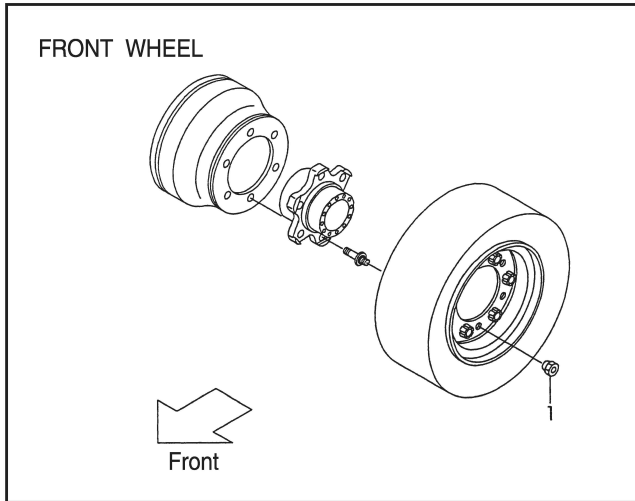
Fig.20 AXLE SUPPORT



Item No.	Part No.	Description	Req'd	Remarks:Serial No.
A1	F31A4-30101	SUPPORT-ASS'Y,AXLE	2	INC.1-6
1	F31A4-30461	BUSHING	2	
2	F31A4-30451	SUPPORT	2	
3	F31A4-32201	SHIM, T-0.5	1	
4	F31A4-32211	SHIM, T-1.0	2	
5	S1106-20080	BOLT	4	A,B,C,D
-	S1106-14040	BOLT	4	E,F
6	S2010-00020	WASHER	4	A,B,C,D
-	S2010-00014	WASHER	4	E,F

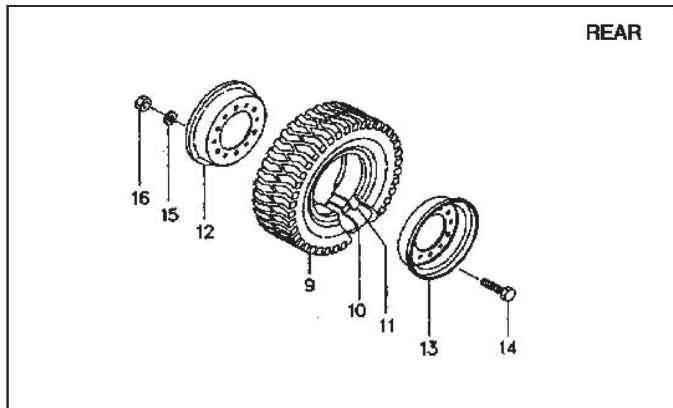
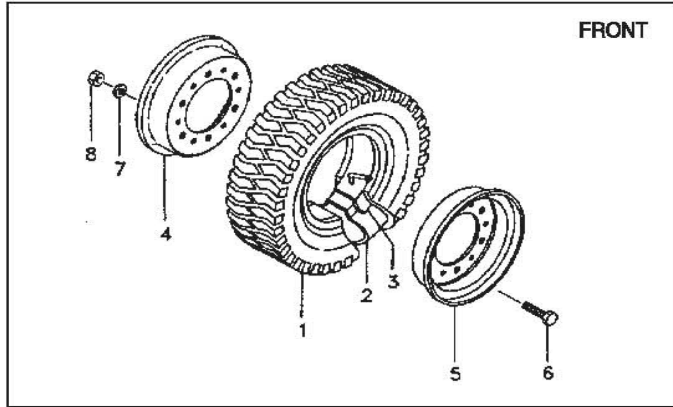
Fig.21

Fig.21 HUB NUT



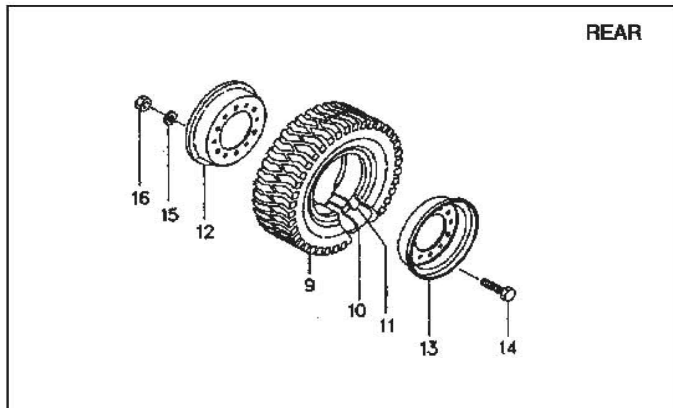
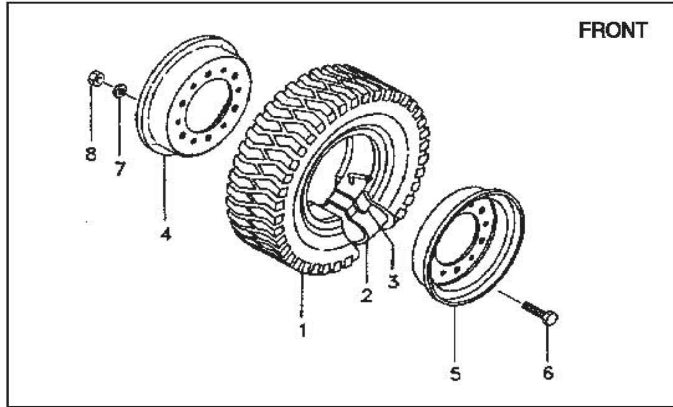
Item No.	Part No.	Description	Req'd	Remarks:Serial No.
1	F21A4-32311	NUT,FRONT-HUB 1.5-2.5Ton	12	
-	F31A4-32311	NUT, FORNT-HUB 3-4Ton	12	
2	F31A4-34051	NUT,REAR-HUB	16	

Fig.22 WHEEL (2 Ton, 2.5Ton)



Item No.	Part No.	Description	Req'd	Remarks:Serial No.
A1	F21A4-40101	FRONT WHEEL ASS'Y (Inc.1-8)	2	
-	N15A4-40101	FRONT WHEEL ASS'Y (Inc.1-8)	2	
1	F21A4-40201	TIRE ASS'Y 7.00-12-12PR	2	
-	N15A4-40201	TIRE ASS'Y 6.50-10-10PR	2	
2	F21A4-40221	TUBE 7.00-12-12T	2	
-	N15A4-40221	TIRE ASS'Y 6.50-10-10PR	2	
3	F21A4-40231	FLAP 7.00-12-12F	2	
-	N15A4-40231	FLAP 6.50-10-10PR	2	
B	F21A4-42501	RIM ASS'Y (INC.4-8)	2	
-	N15A4-42501	RIM ASS'Y (INC.4-8)	2	
4	F21A4-42511 §	RIM, INNER	2	
-	N15A4-42511	RIM, INNER	2	
5	F21A4-42521 §	RIM, OUTER	2	
-	N15A4-42521	RIM, OUTER	2	
※1	K-514A3-49811	BOLT SET (Inc.6-8)	2	
6	F21A4-41630 ※	BOLT	12	
7	S2011-00016 ※	WASHER	12	
8	S1400-10016 ※	NUT	12	
C	F21A4-40501	REAR WHEEL ASS'Y (Inc.9-16)	2	
-	N15A4-40501	REAR WHEEL ASS'Y (Inc.9-16)	2	
9	F21A4-40211	TIRE ASS'Y 6.00-9-10PR	2	
-	N15A4-40211	TIRE ASS'Y 5.00-8-10PR	2	
10	F21A4-40241	TUBE 6.00-9-10T	2	
-	N15A4-40241	TUBE 5.00-8-10T	2	
11	F21A4-40251	FLAP 6.00-9-10F	2	

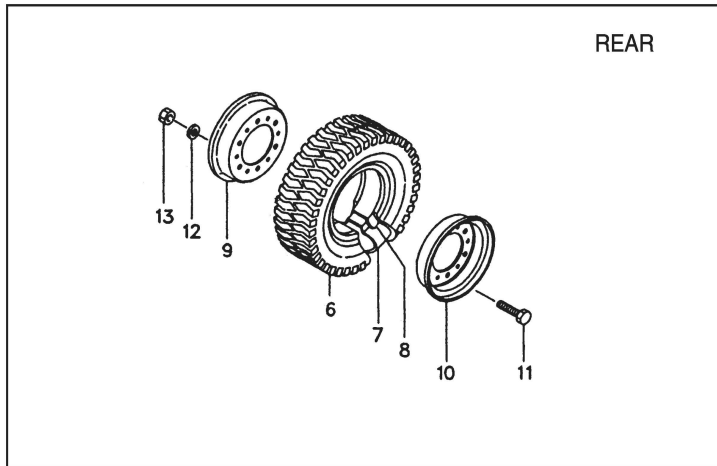
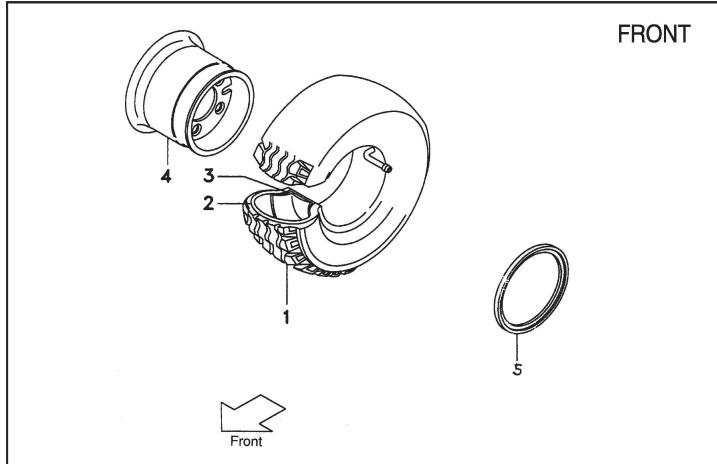
Fig.22 WHEEL (2 Ton, 2.5Ton)



Item No.	Part No.	Description	Req'd	Remarks:Serial No.
-	N15A4-40251	FLAP5.00-8-10F	2	
D	F21A4-43501	RIM, INNER (Inc.14-16)	2	
-	N15A4-42601	RIM, ASS'Y (Inc.12-16)	2	
12	F21A4-42611	RIM, INNER	2	
-	N15A4-42611	RIM, INNER	2	
13	F21A4-42621	RIM, OUTER	2	
-	N15A4-42621	RIM, OUTER	2	
※2	K-514A3-49821	BOLT SET (Inc.14-16)	2	
14	F31A4-41225 ※	BOLT	16	
15	S2011-00012 ※	WASHER	16	
16	S1400-00012 ※	NUT	16	

Fig.23

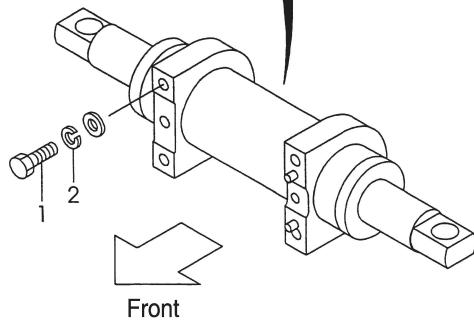
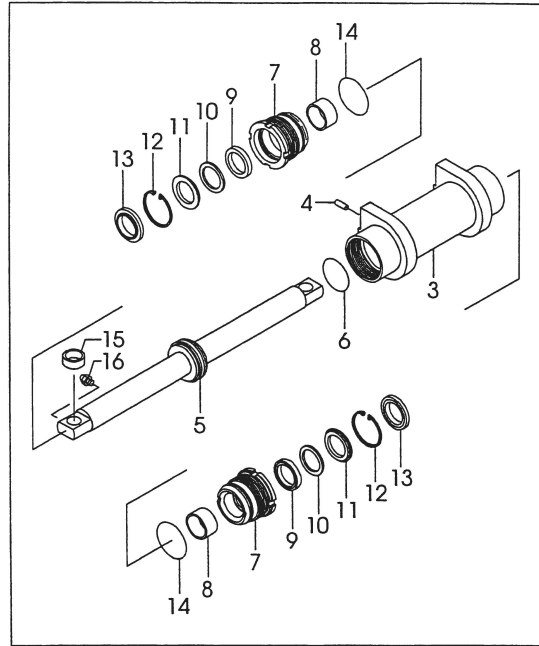
Fig.23 WHEEL (3-4Ton)



Item No.	Part No.	Description	Req'd	Remarks:Serial No.
1	F31A4-40201	TIRE 28 × 9-15-12PR	2	3,3.5Ton (Inc.1-3)
-	NO PART NO.	SOLIDTIRE 28 × 9-15	2	4Ton
2	F31A4-40221	TUBE 28 × 9-15-12T	2	3,3.5Ton
3	F31A4-40231	FLAP 28 × 9-15-12F	2	3,3.5Ton
A	F31A4-42501	RIM ASS'Y,3Ton (Inc.4,5)	2	
-	F36A4-40401	RIM ASS'Y, 3.5Ton(Inc.4,5)	2	
-	F38A4-40401	RIM ASS'Y, (Inc.4,5)	2	
4	F31A4-42511 §	RIM, INNER, 3Ton	2	
-	F36A4-42511	RIM, INNER, 3.5Ton	2	
-	F38A4-42511	RIM, INNER, 4Ton	2	
5	F31A4-42521	SIDE RING	2	
6	F31A4-40211	TIRE 6.50-10-10PR(1)	2	3,3.5Ton (Inc.1-3)
-	NO PART NO.	SOLIDTIRE 6.50-10	2	4Ton
7	F31A4-40241	TUBE 6.50-10-10T	2	3,3.5Ton
8	F31A4-40251	FLAP 6.50-10-10F	2	3,3.5Ton
B	F31A4-42601	RIM ASS'Y (Inc.9-10)	2	
9	F31A4-42611 §	RIM,INNER	2	
10	F31A4-42621 §	RIN,OUTER	2	
※1	K-514A3-49821	BOLT SET (Inc.11-13)	2	
11	F31A4-41225 ※	BOLT	16	
12	S2010-00012 ※	WASHER	16	
13	S1400-00012 ※	NUT	16	

Fig.24

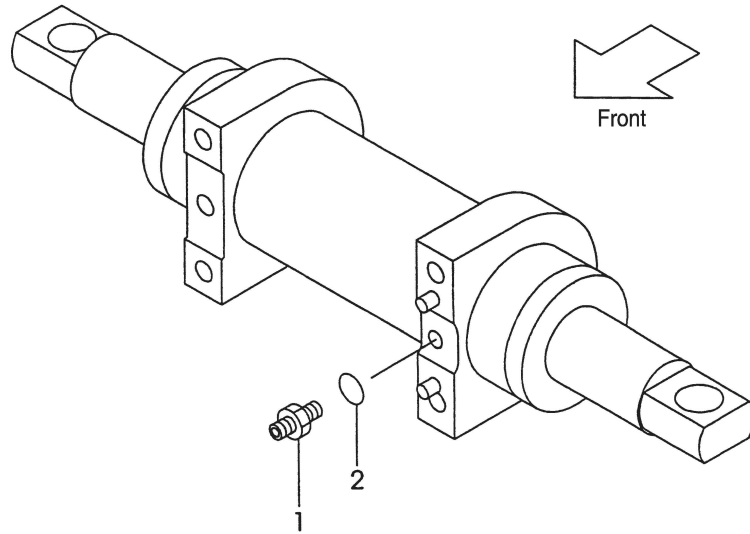
Fig.24 POWER CYLINDER



Item No.	Part No.	Description	Req'd	Remarks:Serial No.
1	S1100-14035	BOLT	4	
2	S2010-00014	WASHER	4	
A1	F31A4-30201	CYL-ASS'Y,POWER	1	INC.3-16
3	F31A4-31001	BODY, CYL	1	
4	S2212-10020	PIN	2	
A2	F31A4-30301	ROD-ASS'Y, PISTON	1	INC.5,6
5	31A4-31011	ROD, PISTON	1	
6	F31A4-31021	SET, SEAL	1	
A3	F31A4-30401	CAP-ASS'Y,CYL	2	INC.7-14
7	F31A4-31031	CAP, CYL	2	
8	F31A4-31041	BUSHING	2	
9	F31A4-31051	PACKING	2	
10	F31A4-31061	RING, BACK-UP	2	
11	F31A4-31071	RETAINER	2	
12	S2110-00062	RING, SNAP	2	
13	F31A4-31081	SEAL, DUST	2	
14	F31A4-31091	O-RING	2	
15	F31A4-31101	BUSH	2	
16	F31A4-31111	NIPPLE, GREASE	2	

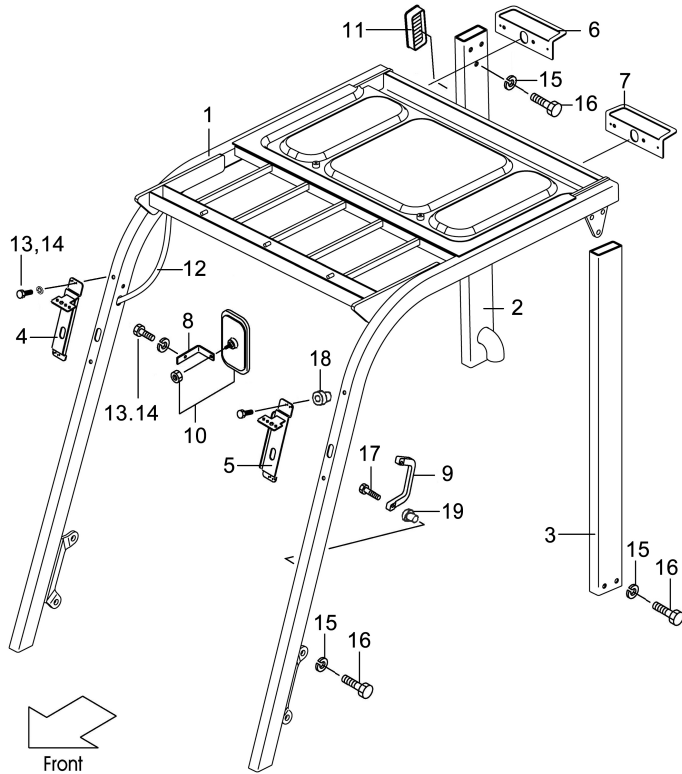
Fig.25

Fig.25 POWER CYLINDER FITTING



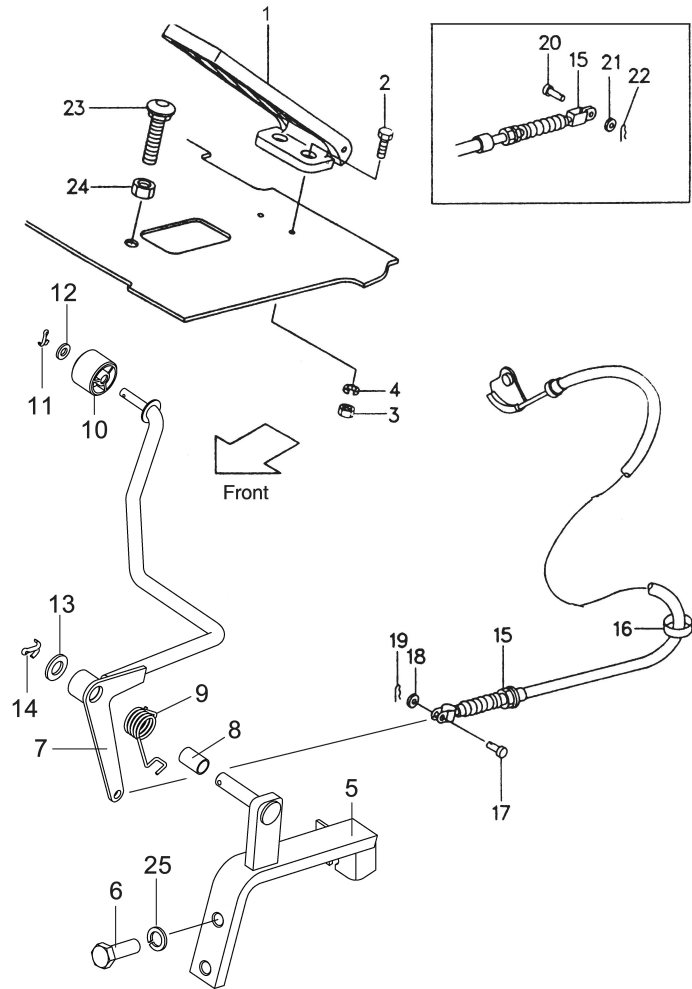
Item No.	Part No.	Description	Req'd	Remarks:Serial No.
A1	S4134-20202	NIPPLE-ASS'Y	2	INC.1,2
1	S4134-00202	NIPPLE	2	
2	S3320-00110 §	O-RING	2	

Fig.26 OVER HEAD GUARD



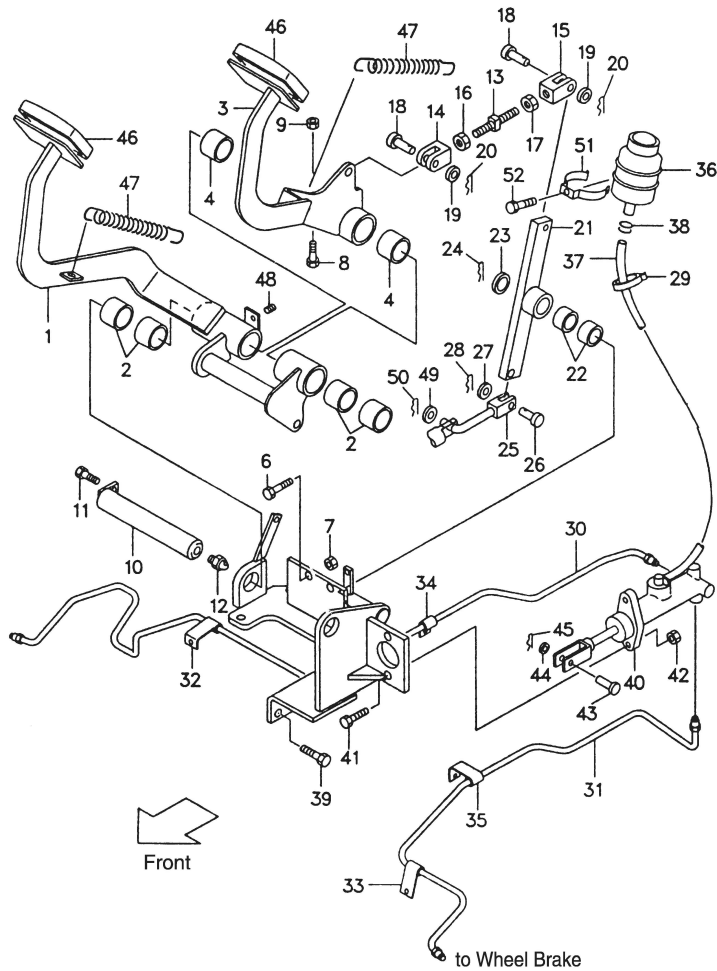
Item No.	Part No.	Description	Req'd	Remarks:Serial No.
1	N31A5-1020	HEAD GUARD ASS'Y	1	
-	N15A5-10201	HEAD GUARD ASS'Y	1	E,F
2	N31A5-1030a	REAR PIPE ASS'Y, RH	1	
-	N15A5-10301	REAR PIPE ASS'Y, RH	1	E,F
3	N31A5-1040	REAR PIPE ASS'Y, LH	1	
-	N15A5-10401	REAR PIPE ASS'Y, LH	1	E,F
4	F31A5-12501	BRACKET, HEAD-LAMP RH	1	
5	F31A5-12521	BRACKET, HEAD-LAMP LH	1	
6	F31A5-12331	GUARD, REAR-LAMP RH	1	
7	F31A5-12321	GUARD, REAR-LAMP LH	1	
8	F31A5-12571	BRACKET	2	
9	F31A5-12051	GRIP	1	
10	F31A5-12551	MIRROR	2	
11	F31A1-02051	COVER, AIR-INTAKE	1	
12	31A5-12401	HOSE	2	
13	S1183-08025	BOLT	6	
14	S2010-00008	WASHER	6	
15	S2010-00012	WASHER	14	
16	S1186-12025	BOLT	14	
17	S1171-06025	BOLT	2	
18	F31A5-13081	RIVET	6	
19	F31A5-13151	RIVET	2	

Fig.27 ACCELERATOR PEDAL



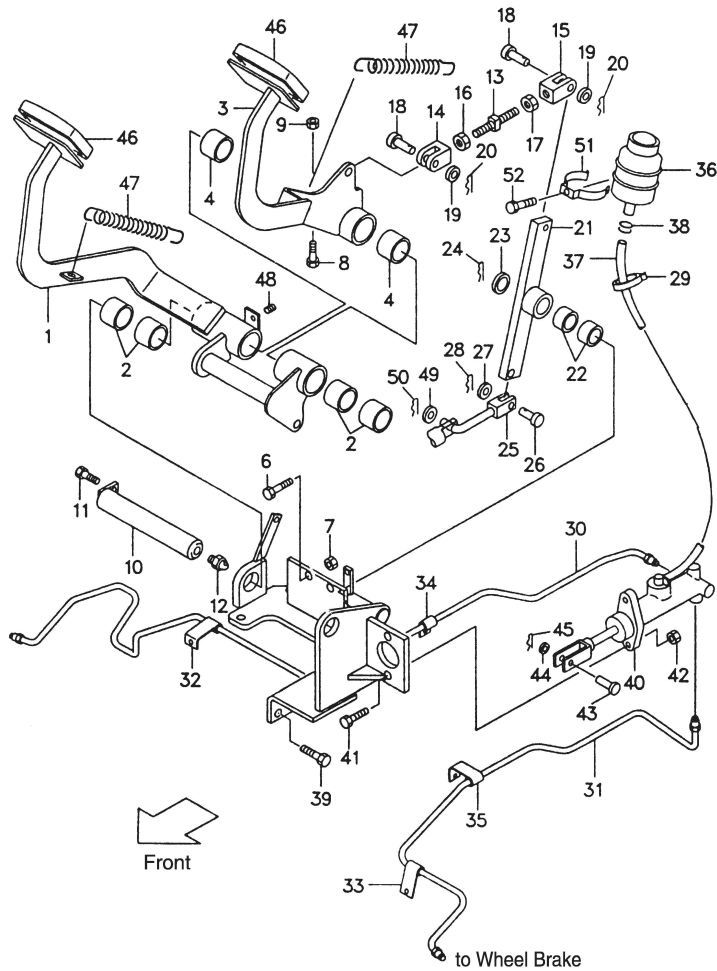
Item No.	Part No.	Description	Req'd	Remarks:Serial No.
1	F31A5-22051	ACCELERATOR PEDAL	1	
2	A1100-06012	BOLT	2	
3	S1400-00006	NUT	2	
4	S2010-00006	WASHER	2	
A	N31A5-2010c	BRACKET, link Ass'y	1	INC. 5,7-14
5	N31A5-2011a	BRACKET	1	
6	S1116-10045	BOLT	2	
7	N31A5-2012a	LINK	1	
8	F31A5-22111 §	BUSHING	1	
9	F31A5-22031 §	SPRING	1	
10	F31A5-22001 §	ROLLER	1	
11	F31A5-22081 §	PIN, snap	1	
12	S2000-00006 §	WASHER	2	C240
13	S2000-00010 §	WASHER	1	490,C490,A498
14	F31A5-22091 §	PIN, snap	1	4JG2
15	F31C5-22101a	WIRE	1	K21,K25
-	F31D5-22141a	WIRE	2	
-	N31J5-22141	WIRE	1	
-	N31K5-22141	WIRE	1	
16	F31A5-22311 §	BAND	1	
17	S2262-06015 §	PIN, clevis	1	
18	S2000-00006 §	WASHER	1	
19	F31A5-22081 §	PIN, snap	1	
20	F31A5-20061 §	PIN, clevis	1	
21	S2000-00005 §	WASHER	1	
22	F31A5-22161 §	PIN, snap	1	
23	F31A5-22101	BOLT		
24	S1400-00012	NUT		
+	F31A5-22221	CLAMP		

Fig.28 BRAKE PEDAL



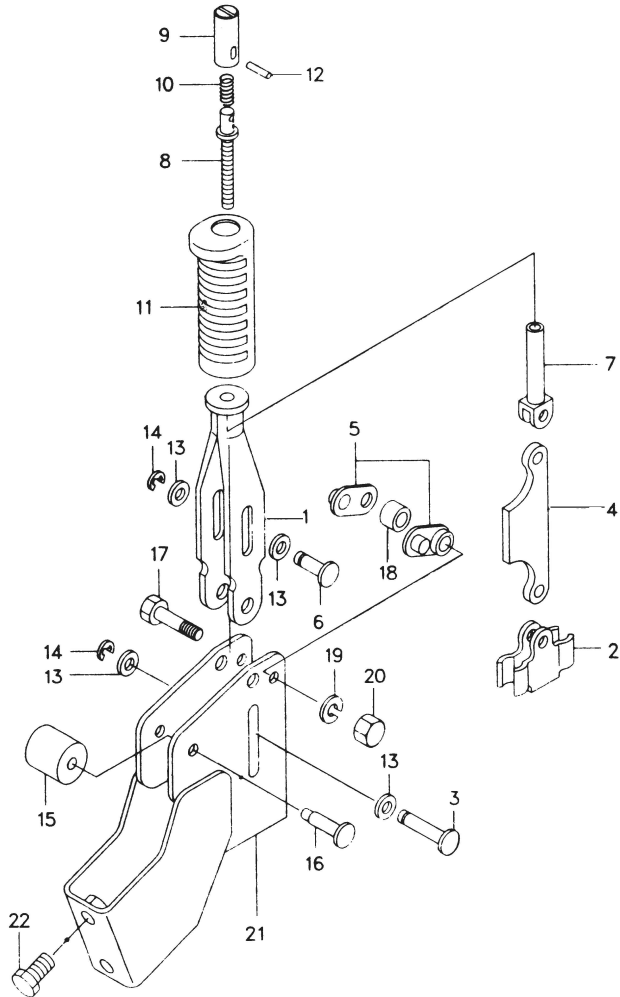
Item No.	Part No.	Description	Req'd	Remarks:Serial No.
A	F31A5-40101 §	BRAKE & INCHING PEDAL ASS'Y(Inc.1-1 ~ 12)	1	
-	N15A5-40011	BRAKE & INCHING PEDAL ASS'Y(Inc.1-1 ~ 12)	1	
B	F31A5-40201 §	BRAKE PEDAL ASS'Y (Inc.1,2)	1	
1	F31A5-40211 §	BRAKE PEDAL	1	
2	F31A5-42421	BUSHING	4	
C	F31A5-40251 §	INCHING PEDAL ASS'Y (Inc.3,4)	1	
3	F31A5-40311 §	INCHING PEDAL	1	
4	F31A5-42421	BUSHING	2	
5	F31A5-42111	BRACKET	1	
6	S112-10030	BOLT	1	
7	S1402-00010	NUT	1	
8	S1120-10040	BOLT	1	
9	S1402-00010	NUT	1	
10	F31A5-42181	SHAFT	1	
11	S1183-08016	BOLT	1	
12	S4901-00191	FITTING	1	
D	F31A5-40501 §	INCHING ROD ASS'Y (Inc.13-17)	1	
13	F31A5-42151	ROD	1	
14	F31A5-42131	CLEVIS, R.H.	1	
15	F31A5-42141	CLEVIS, L.H.	1	
16	S1400-00008	NUT	1	
17	S1405-00008	NUT	1	
18	S2262-10030	PIN, clevis	2	
19	S2000-00010	WASHER	2	

Fig.28 BRAKE PEDAL



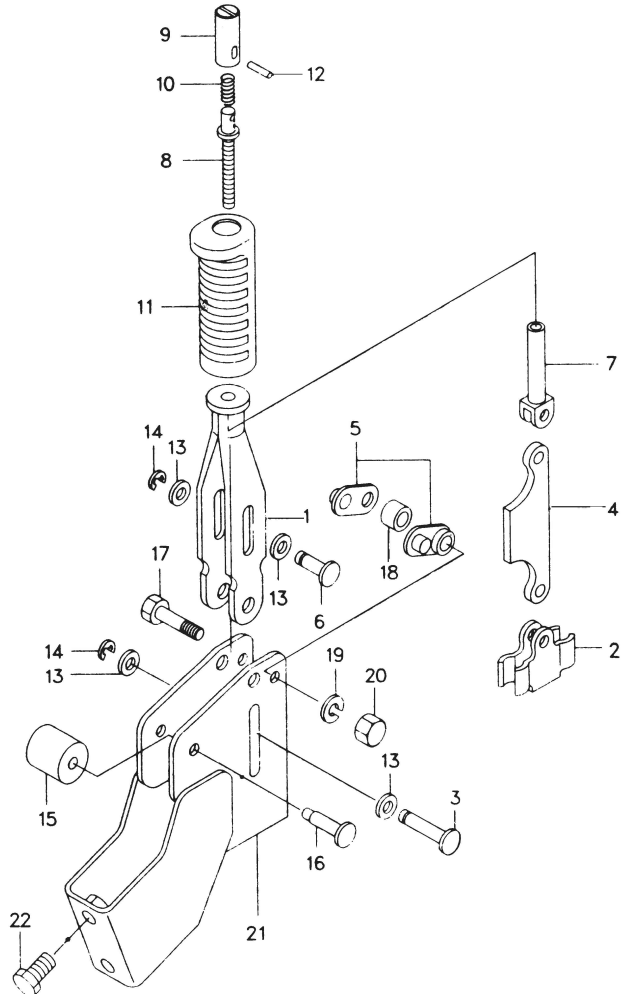
Item No.	Part No.	Description	Req'd	Remarks:Serial No.
20	F31A5-42031	PIN,snap	2	
21	F31A5-42241	LINK	1	
22	F31A5-40121	§ BUSHING	2	
23	S2000-00016	WASHER	1	
24	S2200-04025	PIN,cotter	1	
25	F31A5-42031	ROD	1	
26	S2262-08030	PIN,clevis	1	
27	S2000-00008	WASHER	1	
28	F31A5-42171	PIN, snap	1	
29	S4913-11200	BAND	2	
30	F21A5-42011	PIPE R.H. 2Ton, 2.5Ton	1	
-	F31A5-42011	PIPE R.H. 3-4Ton	1	
-	N15A5-42011a	PIPE R.H. 1.5-1.8Ton	1	
31	F21A5-42021	PIPE L.H. 2Ton,2.5Ton	1	
-	F31A5-42021	PIPE L.H. 3-4Ton	1	
-	N15A5-42021a	PIPE L.H. 1.5-1.8Ton	1	
32	F31A5-42211	CLIP	1	
33	F31A5-42211	CLIP	1	
34	F31A5-42201	CLIP	1	
35	F31A5-42301	CLIP	1	
36	F31A5-42101	TANK, reserve	1	
37	F31A5-42001	HOSE	1	
38	F31A5-42491	CLIP	2	
39	S1184-10025	BOLT	3	
40	F31A5-40301	MASTER CYLINDER	1	See Fig.29
41	S1184-10030	BOLT	2	
42	S1400-00010	NUT	2	
43	S2262-08025	PIN, clevis	1	

Fig.29 MASTER CYLINDER



Item No.	Part No.	Description	Req'd	Remarks:Serial No.
A	K-25595-40302	MASTER CYLINDER ASS'Y (Inc.1-16)	1	
1	K-25595-42301 §	BODY	1	
※1	K-25595-42501	REPAIR KIT (Inc.2-11)	1	
2	K-25595-42311※ §	RING	1	
B	K-25595-42471※ §	PISTON ASS'Y(Inc.3-9)	1	
3	K-25595-42332※ §	PISTON	1	
4	K-25595-42322※ §	CUP, secondary	1	
5	K-25595-42341※ §	SPACER	1	
6	K-25595-42351※ §	CUP, primary	1	
7	K-25595-42361※ §	SEAT	1	
8	K-25595-42371※ §	SPRING	1	
9	K-25595-42381※ §	VAVLE	1	
10	K-25595-42391※ §	SEAT	1	
11	K-25595-42431※ §	BOOTS	1	
C	K-25595-42482	PUSH ROD ASS'Y (Inc.12-14)	1	
12	K-25595-42441	ROD, push	1	
13	K-25595-42521	CLEVIS	1	
14	S1402-00008	NUT	1	
15	K-25595-42421	BUSHING	1	
16	K-25595-42411	UNION	1	

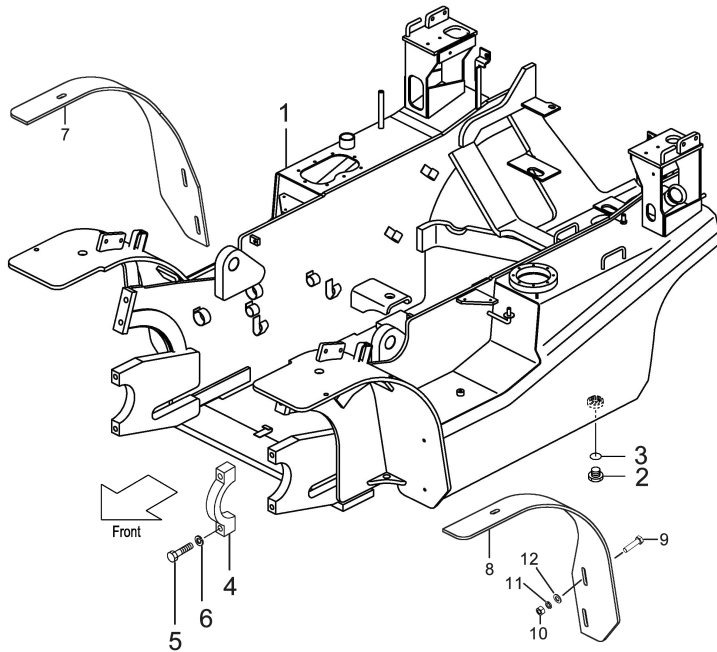
Fig.30 BRAKE LEVER



Item No.	Part No.	Description	Req'd	Remarks:Serial No.
A	F31A5-50101	BRAKE LEVER ASS'Y (Inc. 1~21)	1	
1	F31A5-52001 §	LEVER	1	
2	F31A5-52151 §	BRACKET	1	
3	F31A5-52041 §	PIN	1	
4	F31A5-52051 §	LINK	1	
5	F31A5-52031 §	SHAFT	2	
6	F31A5-52061 §	PIN	1	
7	F31A5-52301 §	ROD	1	
8	F31A5-52011 §	STUD	1	
9	F31A5-52021 §	BUTTON	1	
10	F31A5-52311 §	SPRING	1	
11	F31A5-52321 §	GRIP	1	
12	F31A5-52311 §	PIN	1	
13	S2000-00008 §	WASHER	4	
14	F31A5-52081 §	E-RING	2	
15	F31A5-52341 §	STOPPER	1	
16	F31A5-52351 §	PIN	1	
17	S1100-10045 §	BOLT	1	
18	F31A5-52361 §	SPACER	1	
19	S2010-00010 §	WASHER	1	
20	F31A5-52141 §	NUT	1	
21	----- §	BRACKET	1	
22	S1106-10020 §	BOLT	2	

Fig.31

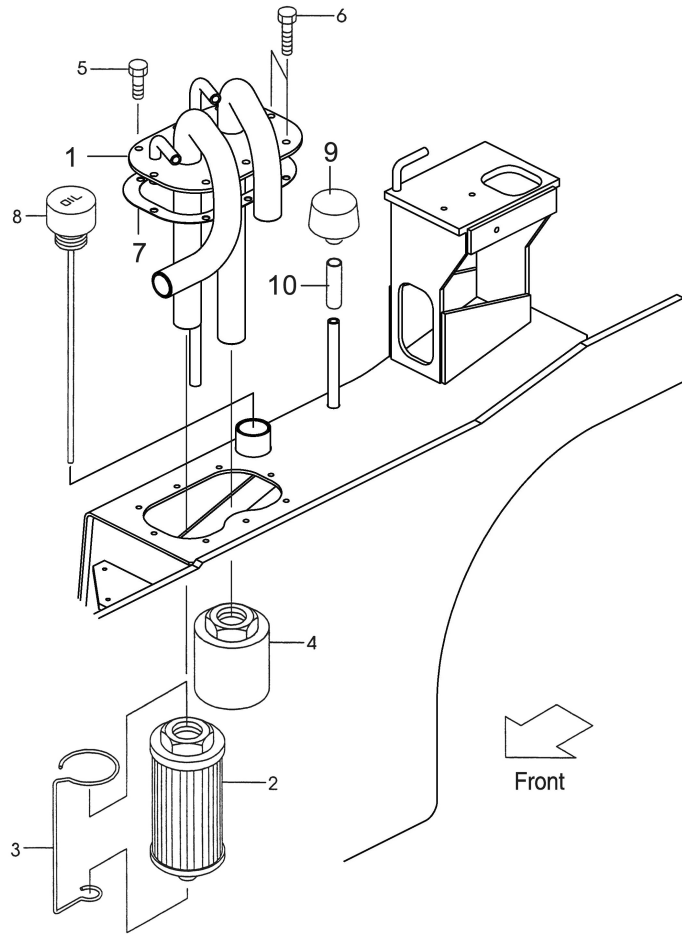
Fig.31 FRAME



Item No.	Part No.	Description	Req'd	Remarks:Serial No.
1	N21C6-1001	FRAME, 2t,2.5t	1	①
-	N31C6-1001a	FRAME, 3t,3.5t	1	①
-	N21W6-1001	FRAME,2t,3.5t	1	②
-	N31W6-1001	FRAME,3t,3.5t	1	②
-	N21A6-1001	FRAME,2t,2.5t	1	③
-	N31A6-10016	FRAME,2t,2.5t	1	③
-	N40A6-1001	FRAME,4t	1	③
-	N21J6-1001	FRAME,2t,2.5t	1	④
-	N31J6-1001	FRAME,3t,3.5t	1	④
-	N41J6-1001	FRAME,4t	1	④
-	N31Y6-1001	FRAME,3t,3.5t	1	⑤
-	N21K6-1001a	FRAME,2t,2.5t	1	⑥
-	N31k6-1001a	FRAME,3t,3.5t	1	⑥
-	N40K6-1001a	FRAME,4t	1	⑥
-	N31S6-1001b	FRAME,3t,3.5t	1	⑦
-	N15C6-1001	FRAME,1.5t,1.8t	1	①
-	N15K6-1001	FRAME,1.5t,1.8t	1	⑥
2	F31A6-12051	PLUG, OIL-RANK	2	
3	F31A6-12061	PACKING	2	
4	F31A6-12071	CAP	2	
5	S1100-16065	BOLT	4	
6	S2010-00016	WASHER	4	
7	F36J6-13091a	FENDER,RH Only 3.5Ton	2	
8	F36J6-13081a	FENDER,LH Only 3.5Ton	2	
9	S1116-10045	BOLT	6	
10	S1401-10010	NUT	6	
11	S2010-00010	WASHER	6	
12	S2000-00010	WASHER	6	

Fig.32

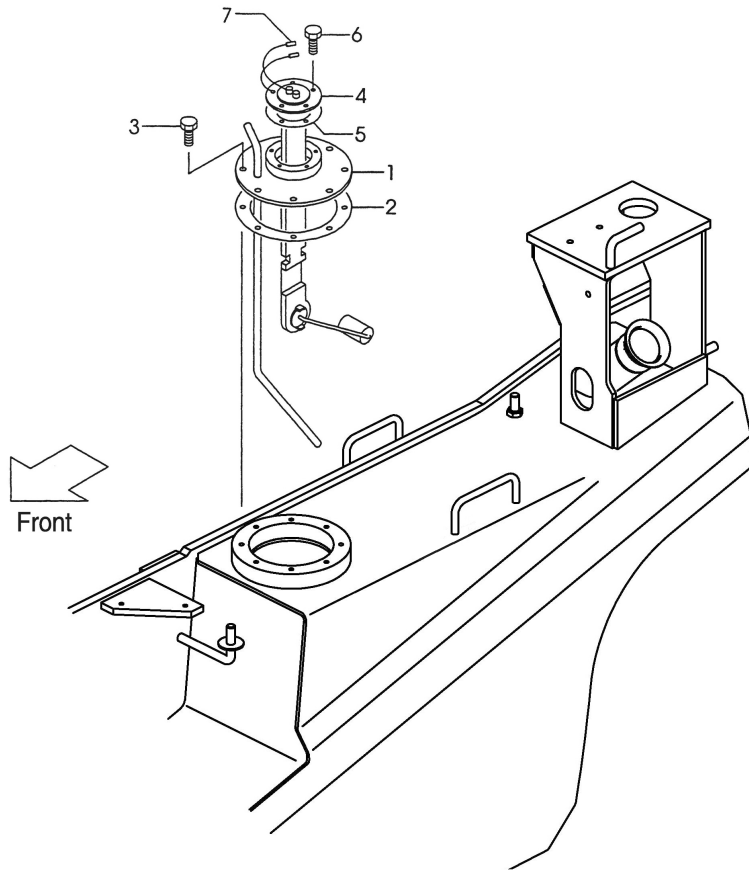
Fig.32 OIL TANK



Item No.	Part No.	Description	Req'd	Remarks:Serial No.
A1	N31A7-50201	PIPE-ASS'Y, SUCTION	1	INC. 1-4
1	N31A7-5200b	PIPE, SUCTION	1	
-	N15K7-5200	PIPE, SUCTION	1	⑥;E,F
A2	F31A7-52301	FILTER-ASS'Y	1	INC. 2, 3
2	F31A7-52081	FILTER, RETURN	1	
3	F31A7-52311 §	WIRE	1	
4	F31A7-52051	FILTER, SUCTION	1	
5	F31A7-52151	BOLT	6	
6	F31A7-52161	BOLT	2	
7	F31A7-52201	PACKING	1	
8	F31A7-52101	CAP, OIL	1	
9	F31A7-53201	CAP, BREATHER	1	
10	S4710-04005	HOSE	1	
11	S4914-00019	CLIP	2	

Fig.33

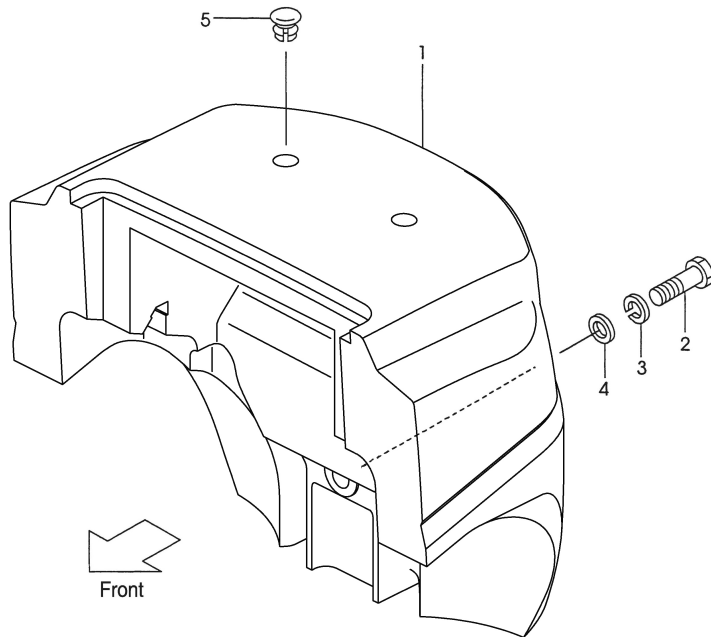
Fig.33 FUEL TANK



Item No.	Part No.	Description	Req'd	Remarks:Serial No.
1	F31A2-22101	PLATE, TOP	1	①②③④⑤⑦
-	F31K2-22101	PLATE, TOP	1	⑥
2	F31A2-22151	GASKET	1	
3	S1183-06016	BOLT	8	
4	F31A2-42161	GAUGE, FUEL	1	①②③④⑤⑦
-	F31K2-42161	GAUGE, FUEL	1	⑥
-	N15A2-42161	GAUGE, FUEL	1	①;E,F
-	N15K2-42161	GAUGE, FUEL	1	⑥;E,F
5	F31A2-22011	GASKET	1	
6	S1183-05010	BOLT	5	
7	F31A2-22121 §	WIRE	1	

Fig.34

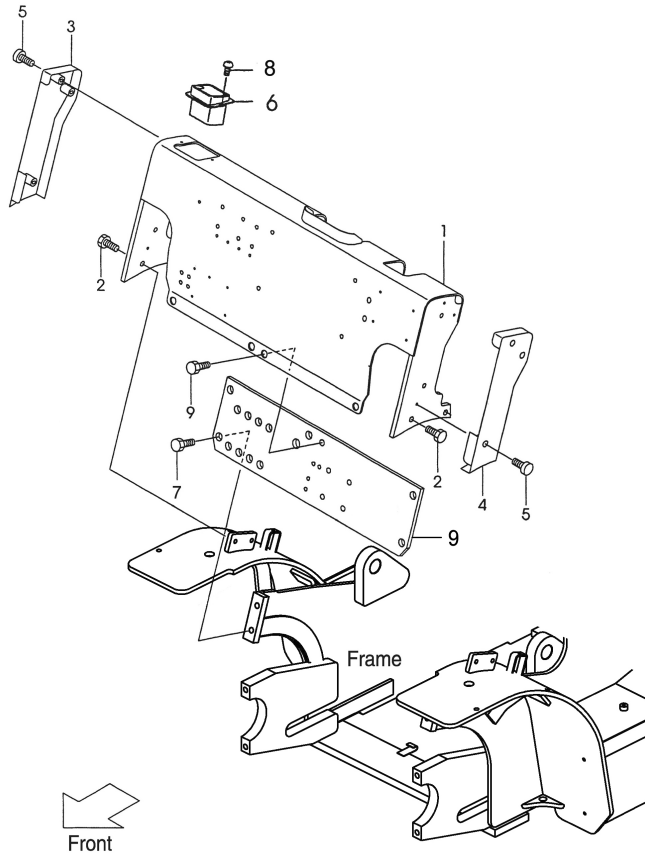
Fig.34 BALANCE WEIGHT



Item No.	Part No.	Description	Req'd	Remarks:Serial No.
1	N21A6-30101	§ WEIGHT, BALANCE	1	(2t)
-	N21A6-30201	§ WEIGHT, BALANCE	1	(2.5t)
-	N31A6-30101	§ WEIGHT, BALANCE	1	(3t)
-	N35A6-30101	§ WEIGHT, BALANCE	1	(3.5t)
-	N15A6-30101	WEIGHT, BALANCE	1	(1.5t)
-	N18A6-30101	WEIGHT, BALANCE	1	(1.8t)
2	S1110-30150	BOLT, 1.5-2t	1	
-	S1110-30190	BOLT, 2.5t	1	
-	S1110-36200	BOLT, 3t~3.5t	1	
3	S2010-00030	WASHER, 2~2.5t	1	
-	S2010-00036	WASHER, 3t~3.5t	1	
4	F21A6-32001	WASHER, 2~2.5t	1	
-	F31A6-32001	WASHER, 3t~3.5t	1	
5	F31A6-32101	CAP	2	

Fig.35

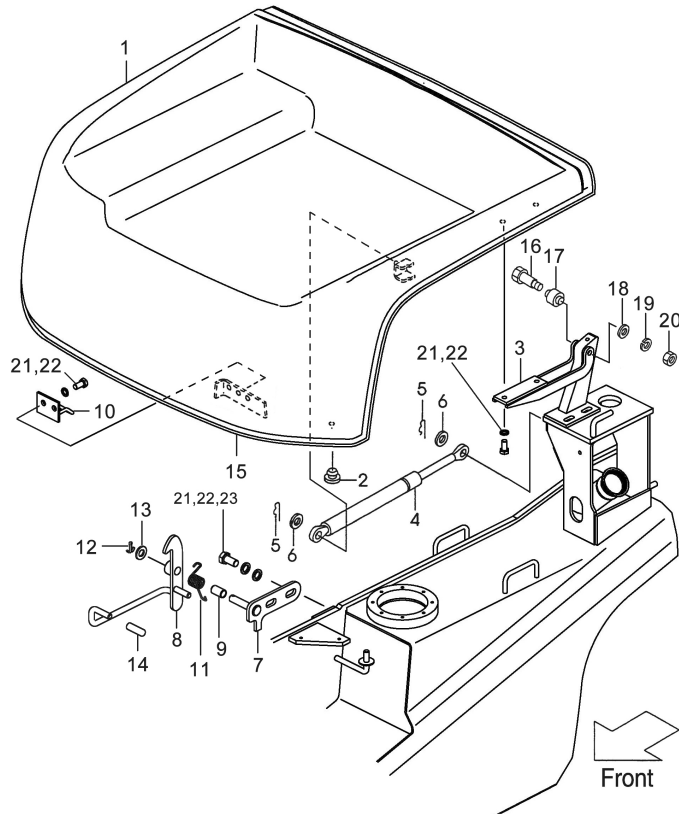
Fig.35 FRONT GUARD



Item No.	Part No.	Description	Req'd	Remarks:Serial No.
1	N31A6-40206	GUARD, FRONT	1	②③
-	N31C6-40206	GUARD, FRONT	1	①④⑤⑥⑦
-	N15A6-40201	GUARD, FRONT	1	E,F
2	S1186-12025	BOLT	4	
3	F31A6-43001	COVER, SIDE RH	1	
4	F31A6-43011	COVER, SIDE LH	1	
5	F31A6-42251	SCREW	12	
6	F31A6-49001	PLATE, FRONT	1	
7	F31A6-43561	BOLT, FLANGE	7	
8	F31A6-42257	SCREW	2	
9	N31A6-1214	PLATE, FRONT	1	A,B,C,D
-	N15A6-12141a	PLATE, FRONT	1	E,F

Fig.36

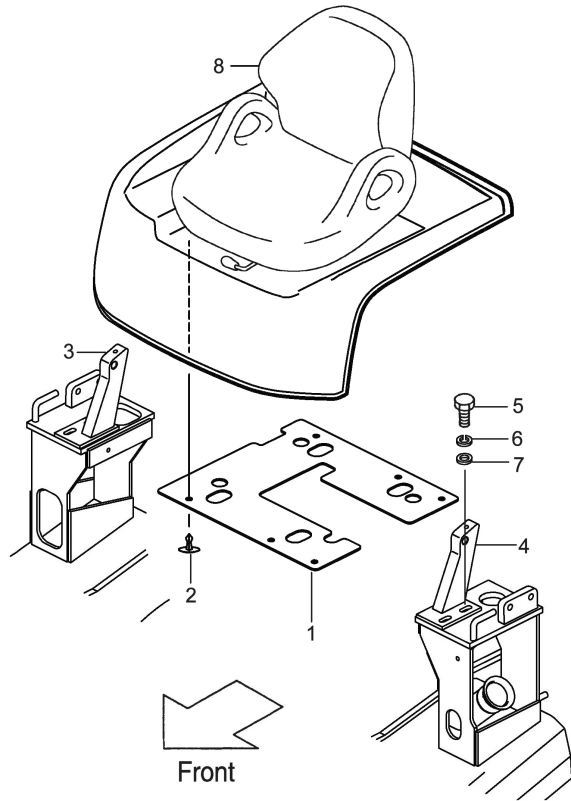
Fig.36 BONNET



Item No.	Part No.	Description	Req'd	Remarks:Serial No.
1	N31A6-4030	BONNET	1	A,B,C,D
-	N15A6-4031	BONNET	1	E,F
2	F31A6-42181	STOPPER, BONNET	2	
3	N31A6-4291	HINGE	2	
4	F31A6-43501	SPRING, GAS	1	
5	F32A5-42171	PIN, SNAP	2	
6	S2000-00008	WASHER	2	
7	F31A6-42491	BRACKET	1	
8	F41A6-4247	LATCH	1	
9	F31A6-42101	BUSHING	1	
10	F31A6-42501	HOOK	1	
11	F31A6-42511	SPRING	1	
12	F31A6-43141	PIN, SNAP	1	
13	S2000-00010	WASHER	1	
14	F31A6-42191	CAP	1	
15	NO PART NO.	SEAL, RUBBER	1	
16	F31A6-42931	BOLT	2	
17	F31A6-43601	BUSHING	2	
18	S2000-00006	WASHER	2	
19	S2010-00006	WASHER	2	
20	S1400-00006	NUT	2	
21	S1193-08016	BOLT	8	
22	S2010-00008	WASHER	8	
23	S2000-00008	WASHER	8	

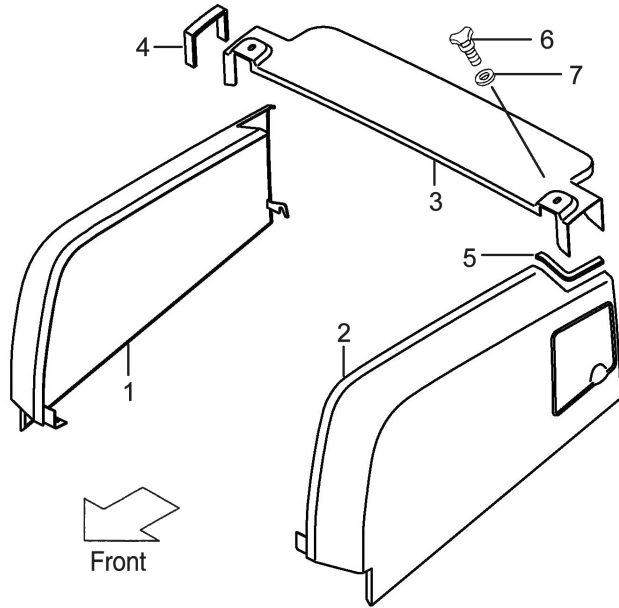
Fig.37

Fig.37 INSULATOR & BRACKET



Item No.	Part No.	Description	Req'd	Remarks:Serial No.
1	NO PART NO.	INSULATOR	1	
2	NO PART NO.	CLIP	6	
3	N31A6-4231b	BRACKET, RH	1	
4	N31A6-4230a	BRACKET, LH	1	
5	S1106-08035	BOLT	4	
6	S2010-00008	WASHER	4	
7	S2000-00008	WASHER	4	
8	F31A6-81501	SEAT	1	

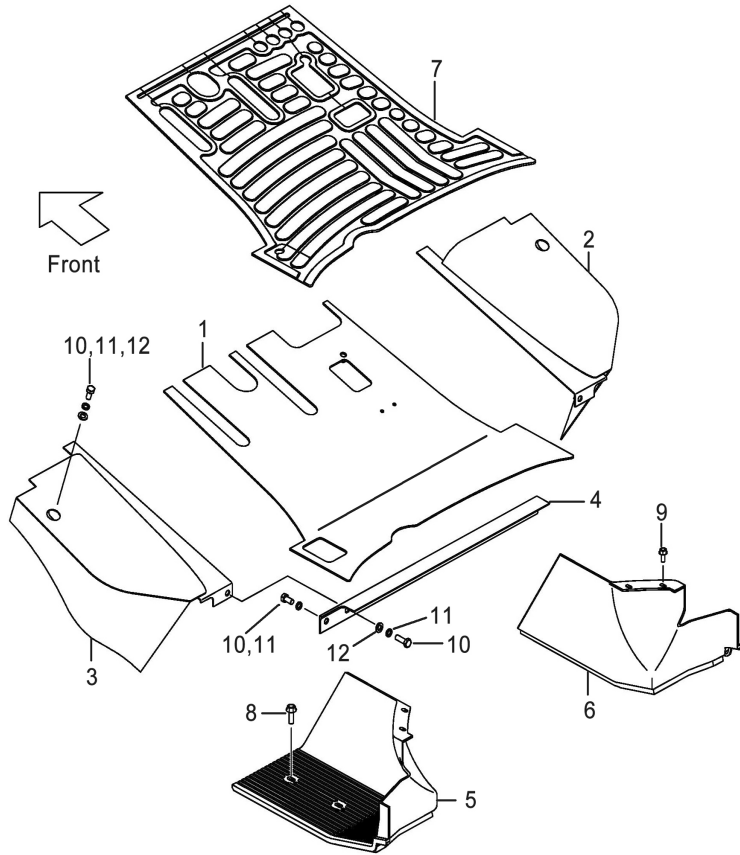
Fig.38 COVER



Item No.	Part No.	Description	Req'd	Remarks:Serial No.
1	N31A6-4025	COVER, SIDE, RH	1	2-4Ton
-	N15A6-4025	COVER, SIDE, RH	1	1.5-1.8Ton
2	N31A6-4026	COVER, SIDE, LH	1	2-4Ton
-	N15A6-4026	COVER, SIDE, LH	1	1.5-1.8Ton
3	N31A6-40501	COVER, RADIATOR	1	2-4Ton
-	N15A6-40501	COVER, RADIATOR	1	1.5-1.8Ton
4	NO PART NO.	EDGING	2	
5	NO PART NO.	EDGING	2	
6	F31A6-42451	BOLT, KNOB	2	
7	S2000-00008	WASHER	2	

Fig.39

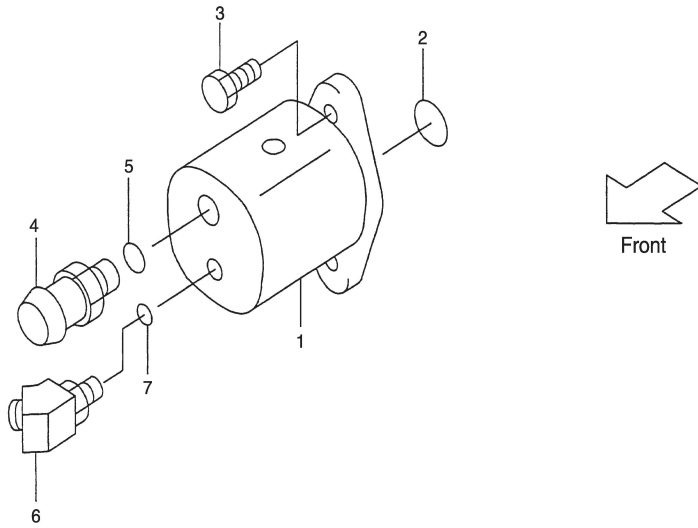
Fig.39 COVER



Item No.	Part No.	Description	Req'd	Remarks:Serial No.
1	N31A6-5010d	FLOOR BOARD	1	2-4Ton/T
-	N32A6-5010a	FLOOR BOARD	1	2-4Ton/C
-	N15A6-50101b	FLOOR BOARD	1	1.5-1.8Ton/T
2	N31A6-4255c	COVER, CYD.RH	1	2-4Ton/T
-	N31A6-4255	COVER, CYD.RH	1	2-4Ton/C
-	N15A6-42561	COVER, CYD.RH	1	1.5-1.8Ton/T
3	N31A6-4256c	COVER, CYD.LH	1	2-4Ton
-	N15A6-42571	COVER, CYD.LH	1	1.5-1.8Ton
4	N31A6-5011a	ANGLE	1	2-4Ton
-	N15A6-50111a	ANGLE	1	1.5-1.8Ton
5	N31A6-42051	COVER, STEP, LH	1	2-4Ton
-	N15A6-42051	COVER, STEP, LH	1	1.5-1.8Ton
6	N31A6-42041	COVER, STEP, RH	1	2-4Ton
-	N15A6-42041	COVER, STEP, RH	1	1.5-1.8Ton
7	N31A6-5220	MAT, FLOOR	1	
8	N31A6-42001	SCREW	4	
9	F31A2-42621	SCREW	4	
10	S1106-10030	BOLT	6	
11	S2010-00010	WASHER	6	
12	S2000-00010	WASHER	4	

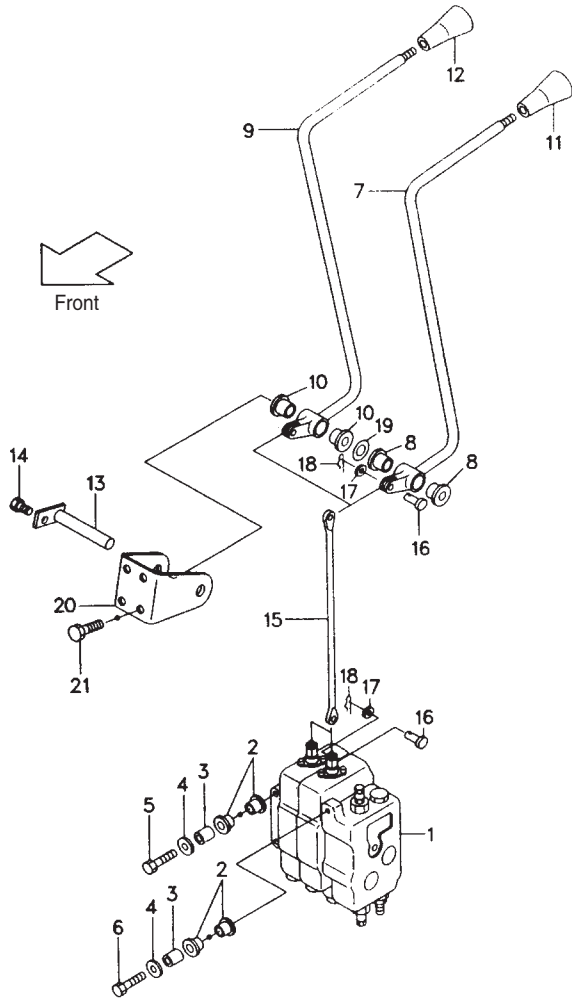
Fig.40

Fig.40 MAIN PUMP



Item No.	Part No.	Description	Req'd	Remarks:Serial No.
1	F31C7-10401	PUMP, GEAR	1	①⑤
-	N31A7-10401	PUMP,GEAR	1	②
-	F31J7-10401	PUMP,GEAR	1	③④
-	F31H7-10401	PUMP,GEAR	1	⑥
-	N31S7-10401	PUMP, GEAR	1	⑦
-	N15C7-10401	PUMP,GEAR	1	①;E,F
-	N15K7-10401	PUMP,GEAR	1	⑥;E,F
2	S3340-00140	O-RING	1	
3	S1185-10030	BOLT & WASHER	2	
4	F31A7-12021	NIPPLE	1	
5	S3320-00290	O-RING	1	
6	F31A7-12031	ADAPTER	1	
7	S3320-00180	O-RING	1	

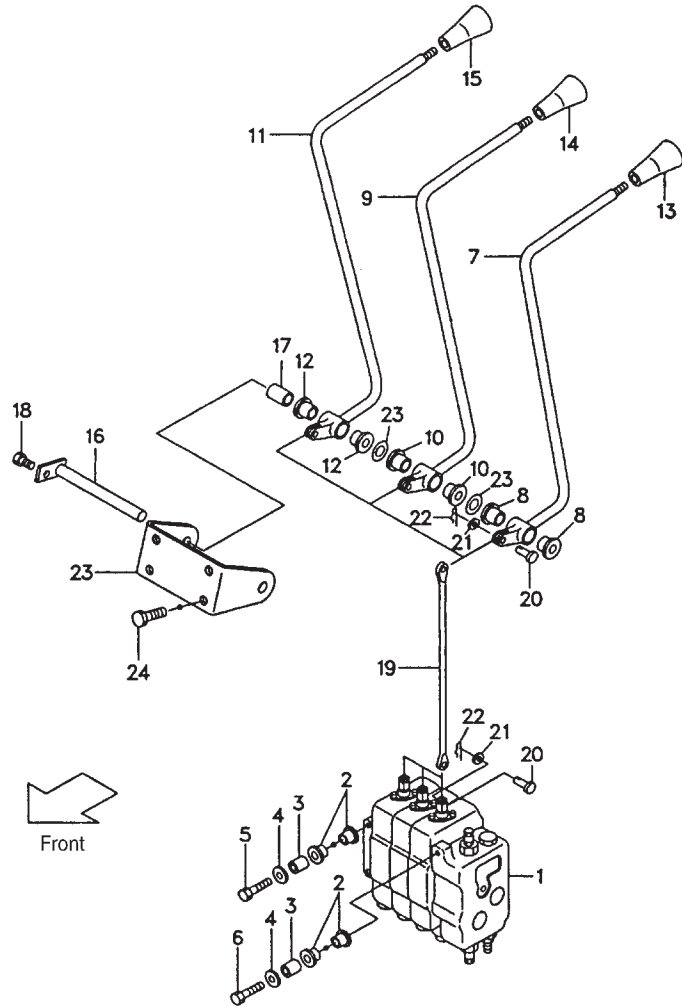
Fig.41 VALVE CONTROL LINKAGE (2SV)



Item No.	Part No.	Description	Req'd	Remarks:Serial No.
1	F31A7-30201	CONTROL VALVE	1	
2	F31A7-32001	RUBBER	6	
3	F31A7-32011	COLLAR	3	
4	F31A7-32021	WASHER	3	
5	F31A7-32041	BOLT	2	
6	F31A7-32051	BOLT	1	
A	F31A7-40011	LIFT LEVER ASS'Y (Inc. 7, 8)	1	
7	F31A7-40101	§ LEVER, lift	1	
8	F31A7-42071	BUSHING	2	
B	F31A7-40021	TILT LEVER ASS'Y (Inc. 9, 10)	1	
9	F31A7-40201	§ LEVER, tilt	1	
10	F31A7-42071	BUSHING	2	
11	F31A7-42001	KNOB, lift	1	
12	F31A7-42011	KNOB, tilt	1	
13	F31A7-42221	SHAFT	1	
14	S1183-06012	BOLT	1	
15	F31A7-42171	JOINT	2	2-4Ton
-	N15A7-42171	JOINT	2	1.5-1.8Ton
16	F31A7-42181	PIN	4	
17	S2000-00005	WASHER	4	
18	S2200-16010	PIN, snap	4	
19	F31A7-42191	SHIM	AR	
20	F31A7-42101	BRACKET	1	
21	S1183-08020	BOLT	4	

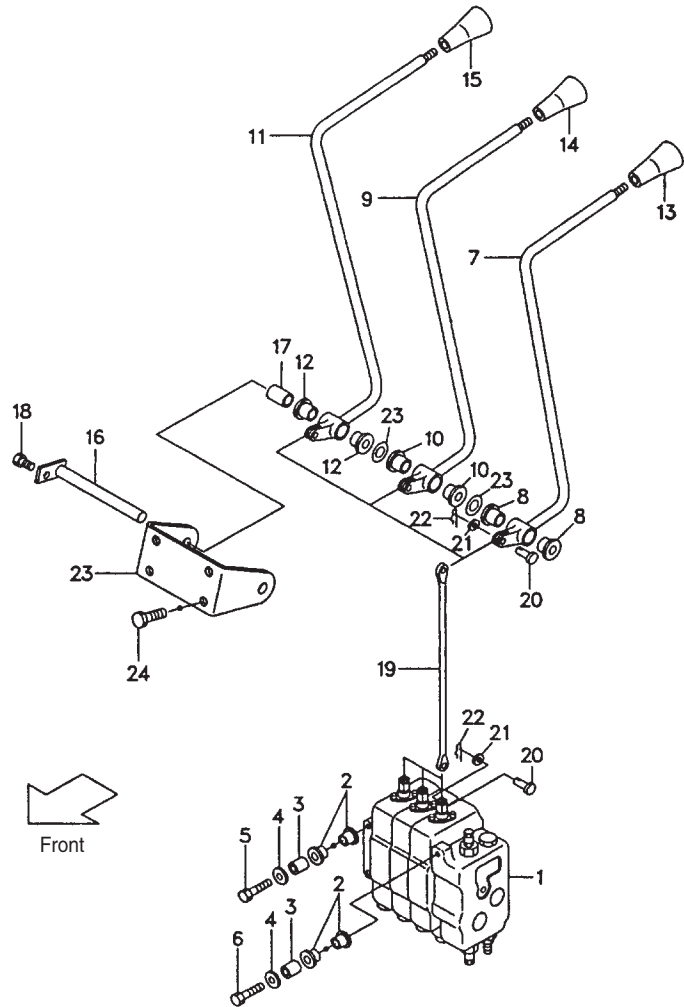
Fig.42

Fig.42 VALVE CONTROL LINKAGE (3SV)



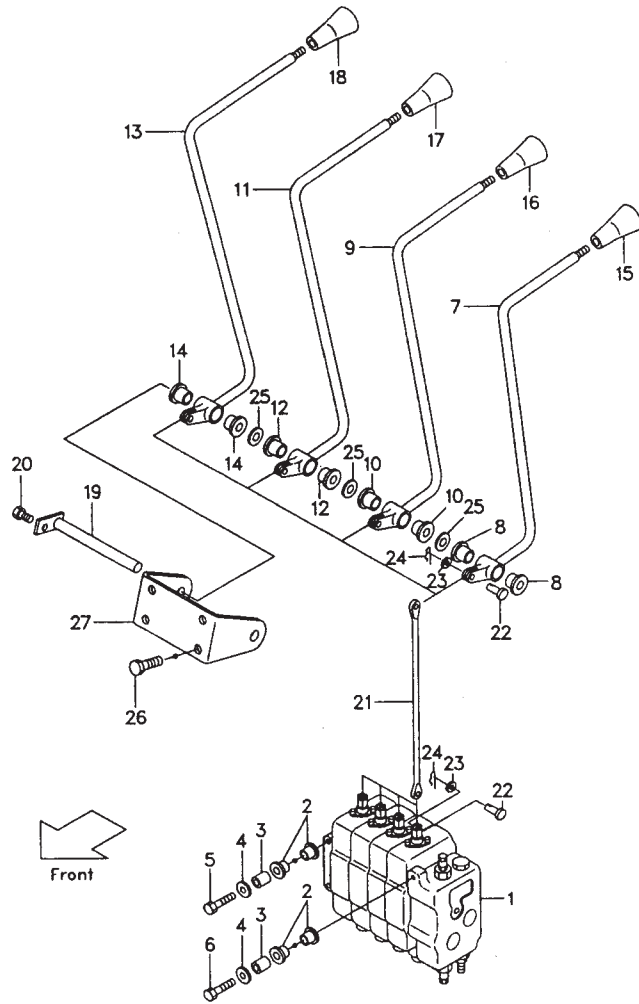
Item No.	Part No.	Description	Req'd	Remarks:Serial No.
1	F31A7-30301	CONTROL VALVE	1	
2	F31A7-32001	RUBBER	6	
3	F31A7-32011	COLLAR	3	
4	F31A7-32021	WASHER	3	
5	F31A7-32041	BOLT	2	
6	F31A7-32051	BOLT	1	
A	F31A7-40011	LIFT LEVER ASS'Y (Inc. 7, 8)	1	
7	F31A7-40101	§ LEVER, lift	1	
8	F31A7-42011	BUSHING	2	
B	F31A7-40021	TILT LEVER ASS'Y (Inc. 9, 10)	1	
9	F31A7-40201	§ LEVER, tilt	1	
10	F31A7-42071	BUSHING	2	
C	F31A7-40031	THIRD LEVER ASS'Y (Inc. 11, 12)	1	
11	F31A7-40301	§ LEVER, third	1	
12	F31A7-42071	BUSHING	2	
13	F31A7-42001	KNOB, lift	1	
14	F31A7-42011	KNOB, tilt	1	
15	F31A7-42021	KNOB, third	1	
16	F31A7-42231	SHAFT	1	
17	F31A7-42311	COLLAR	1	
18	S1183-06012	BOLT	1	
19	F31A7-42171	JOINT	3	2-4Ton
-	N15A7-42171	JOINT	3	1.5-1.8Ton
20	F31A7-42181	PIN	6	

Fig.42 VALVE CONTROL LINKAGE (3SV)



Item No.	Part No.	Description	Req'd	Remarks:Serial No.
21	S2000-00005	WASHER	6	
22	S2200-16010	PIN, snap	6	
23	F31A7-42191	SHIM	AR	
24	F31A7-42111	BRACKET	1	
25	S1183-08020	BOLT	4	

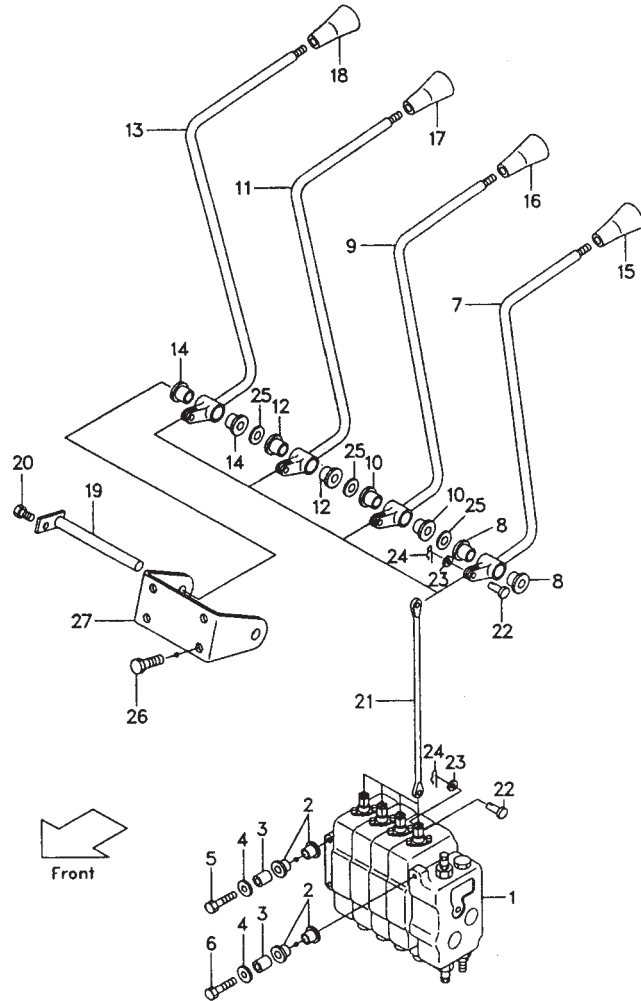
Fig.43 VALVE CONTROL LINKAGE (4SV)



Item No.	Part No.	Description	Req'd	Remarks:Serial No.
1-2	F31A7-30401	CONTROL VALVE	1	[OBT-34A]
2	F31A7-32001	RUBBER	6	
3	F31A7-32011	COLLAR	3	
4	F31A7-32021	WASHER	3	
5	F31A7-32041	BOLT	2	
6	F31A7-32051	BOLT	1	
A	F31A7-40011	LIFT LEVER ASS'Y (Inc. 7, 8)	1	
7	F31A7-40101	§ LEVER, lift	1	
8	F31A7-42071	BUSHING	2	
B	F31A7-40021	TILT LEVER ASS'Y (Inc. 9, 10)	1	
9	F31A7-40201	§ LEVER, tilt	1	
10	F31A7-42071	BUSHING	2	
C	F31A7-40031	THIRD LEVER ASS'Y (Inc. 11, 12)	1	
11	F31A7-40301	§ LEVER, third	1	
12	F31A7-42071	BUSHING	2	
D	F31A7-40041	FOURTH LEVER ASS'Y (Inc. 13, 14)	1	
13	F31A7-40401	§ LEVER, fourth	1	
14	F31A7-42071	BUSHING	2	
15	F31A7-42001	KNOB, lift	1	
16	F31A7-42011	KNOB, tilt	1	
17	F31A7-42021	KNOB, third	1	
18	F31A7-42031	KNOB, fourth	1	
19	F31A7-42231	SHAFT	1	

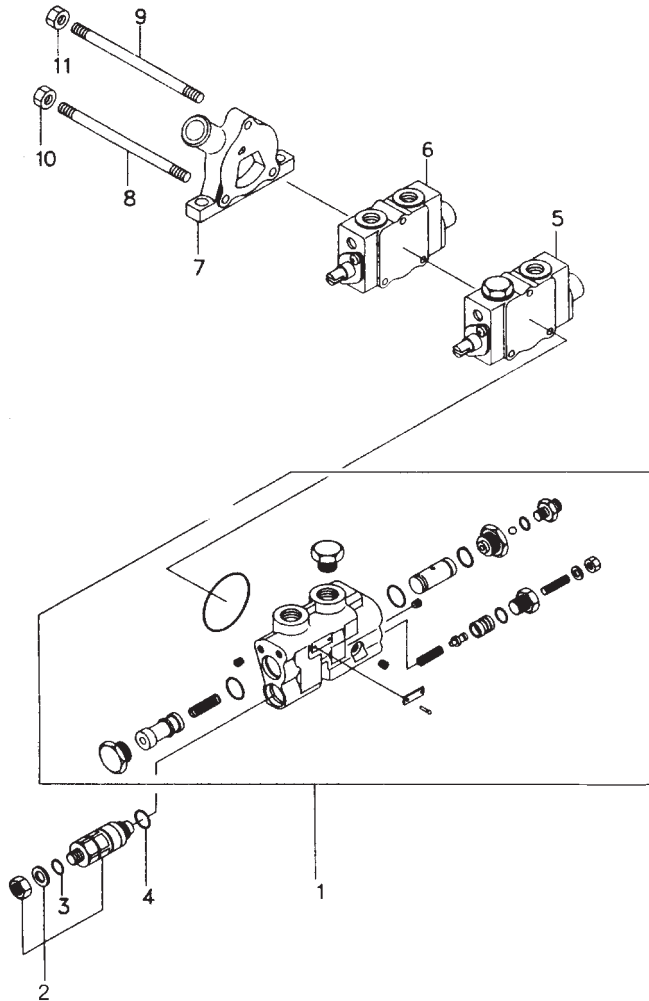
Fig.43

Fig.43 VALVE CONTROL LINKAGE (4SV)



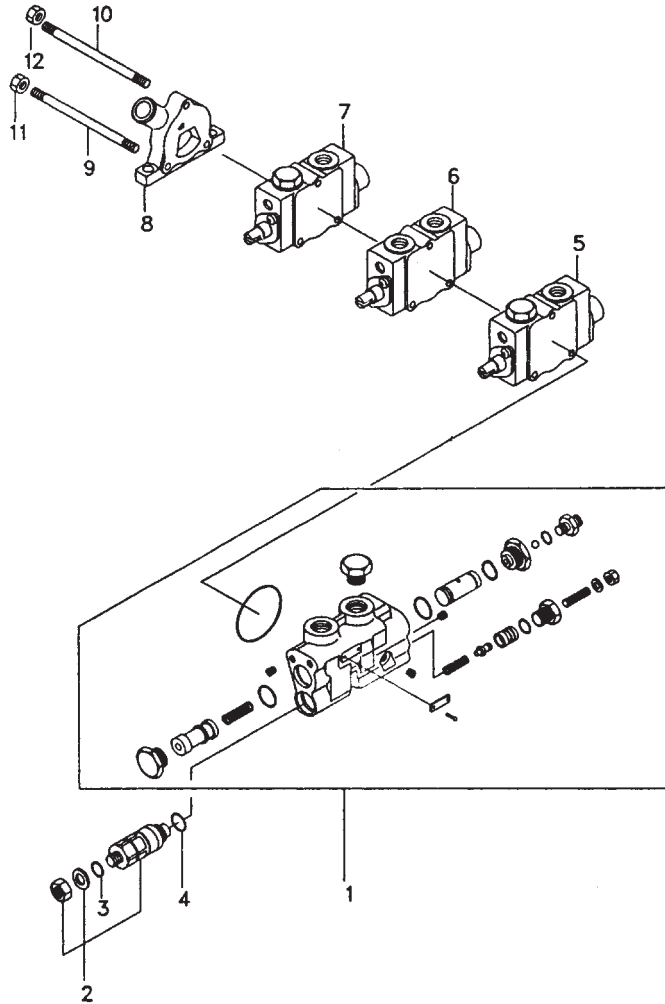
Item No.	Part No.	Description	Req'd	Remarks:Serial No.
20	S1183-06012	BOLT	1	
21	F31A4-42171	JOINT	4	2-4Ton
-	N15A7-42171	JOINT	4	1.5-1.8Ton
22	F31A4-42181	PIN	8	
23	S2000-00005	WASHER	8	
24	S2200-16010	PIN, snap	8	
25	F31A7-42191	SHIM	AR	
26	F31A7-42111	BRACKET	1	
27	S1183-08000	BOLT	4	

Fig.44 CONTROL VALVE (2SV)



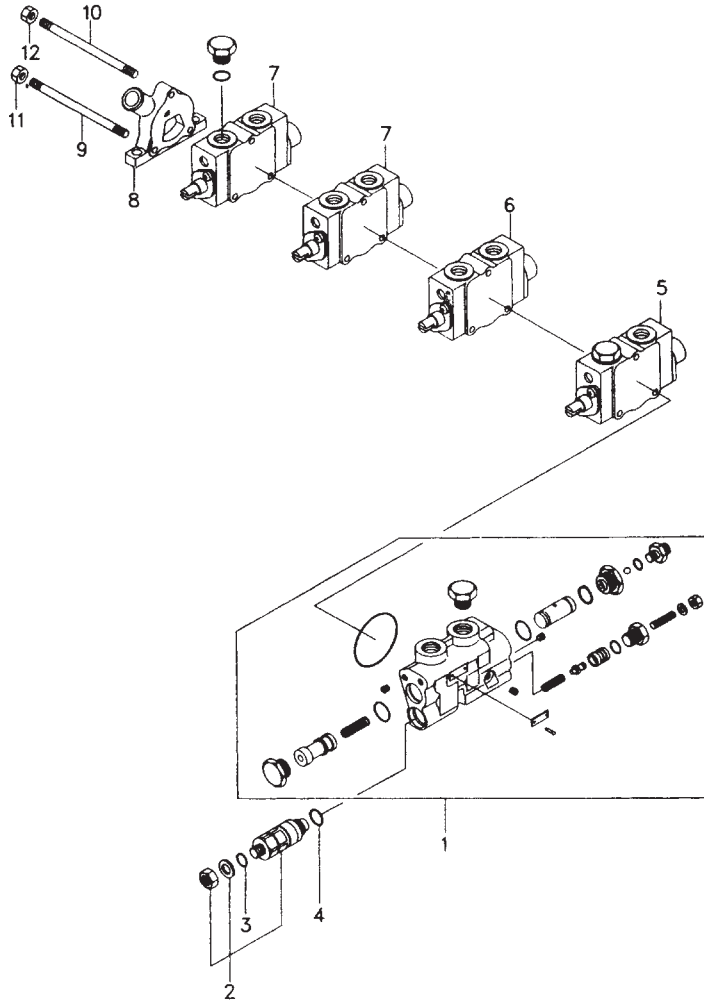
Item No.	Part No.	Description	Req'd	Remarks:Serial No.
A	F31A7-30201	CONTROL VALVE ASS'Y (Inc. 1~11)	1	
1	B-21013-37349	§ INLET SECTION	1	
2	B-21013-30664	§ RELIEF VALVE (Inc. 3, 4)	1	
※ 1	B-2010A-30016	§ SEAL KIT (Inc. 3, 4)	1	
3	B-21001-00036	§※ O-RING	1	
4	B-95113-01000	§※ O-RING	1	
5	B-21013-36432	§ SPOOL SECTION	1	
6	B-21013-36433	§ SPOOL SECTION	1	
7	B-21011-30134	§ HOUSING	1	
8	B-21011-31106	§ TIE ROD	2	
9	B-21011-31105	§ TIE ROD	1	
10	B-93118-08652	§ NUT	2	
11	B-93128-10082	§ NUT	1	

Fig.45 CONTROL VALVE (3SV)



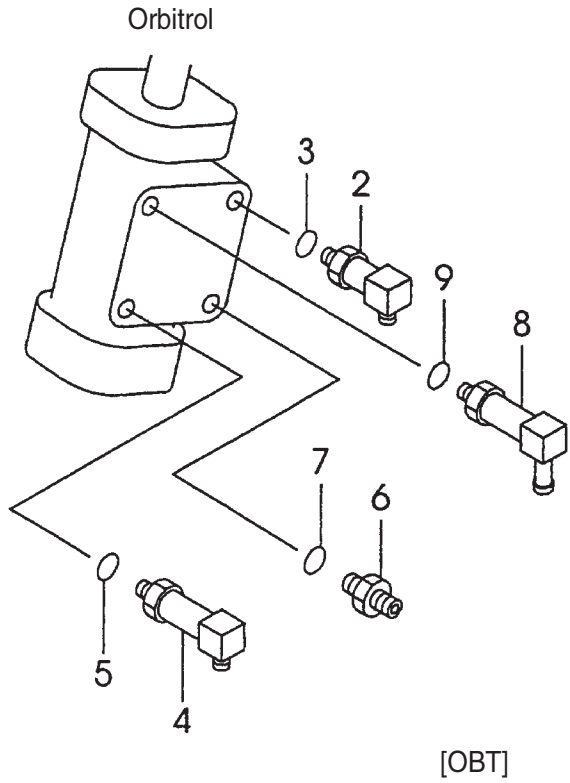
Item No.	Part No.	Description	Req'd	Remarks:Serial No.
A	F31A7-30301	CONTROL VALVE ASS'Y (Inc. 1~12)	1	
1	B-21013-37349 §	INLET SECTION	1	
2	B-21013-30664 §	RELIEF VALVE (Inc. 3, 4)	1	
※ 1	B-2101A-30016 §	SEAL KIT (Inc. 3, 4)	1	
3	B-21001-00036 § ※	O-RING	1	
4	B-95113-01000 § ※	O-RING	1	
5	B-21013-36432 §	SPOOL SECTION	1	
6	B-21013-36433 §	SPOOL SECTION	1	
7	B-21013-36434 §	SPOOL SECTION	1	
8	B-21011-30134 §	HOUSING	1	
9	B-21021-30104 §	TIE ROD	2	
10	B-21021-30103 §	TIE ROD	1	
11	B-93118-08652 §	NUT	2	
12	B-93128-10082 §	NUT	1	

Fig.46 CONTROL VALVE (4SV)



Item No.	Part No.	Description	Req'd	Remarks:Serial No.
A	F31A7-30401	CONTROL VALVE ASS'Y (Inc. 1~12)	1	
1	B-21013-37349	§ INLET SECTION	1	
2	B-21013-30664	§ RELIEF VALVE (Inc. 3, 4)	1	
※ 1	B-2101A-30016	§ SEAL KIT (Inc. 3, 4)	1	
3	B-21001-00036	§ O-RING	1	
4	B-95113-01000	§ O-RING	1	
5	B-21013-36432	§※ SPOOL SECTION	1	
6	B-21013-36433	§※ SPOOL SECTION	1	
7	B-21013-36434	§ SPOOL SECTION	2	
8	B-21011-30134	§ HOUSING	1	
9	B-21031-30104	§ TIE ROD	2	
10	B-21031-30103	§ TIE ROD	1	
11	B-92118-08652	§ NUT	2	
12	B-93128-10082	§ NUT	1	

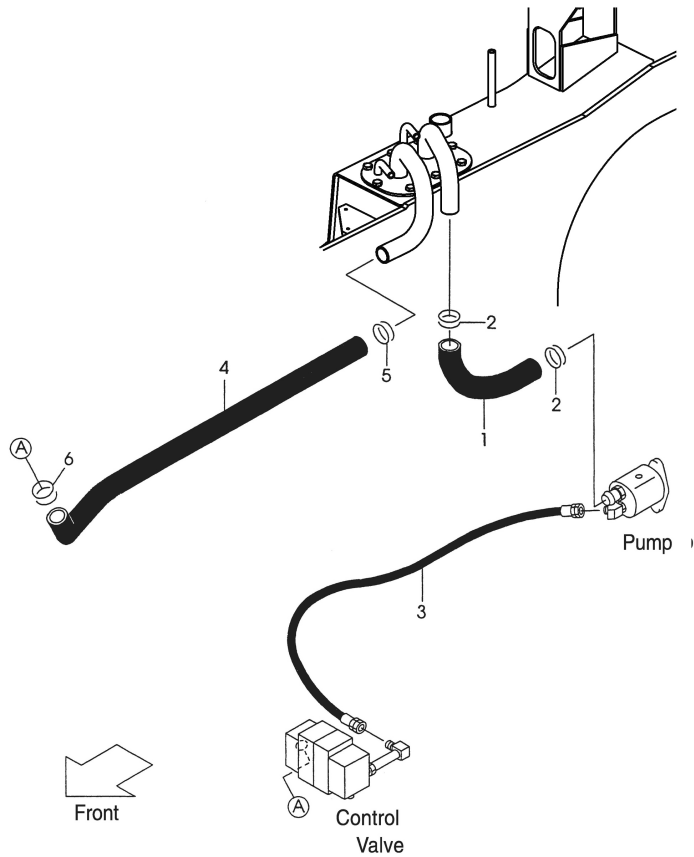
Fig.47 FITTING (ORBITROL)



Item No.	Part No.	Description	Req'd	Remarks:Serial No.
A1	F31A7-60351	ELBOW	1	INC. 2, 3
2	NO PART NO.	§ ELBOW	1	
3	S9140-00006	O-RING	1	
A2	F31A7-00361	ELBOW	1	INC. 4, 5
4	NO PART NO.	§ ELBOW	1	
5	S9140-00006	O-RING	1	
A1	F31A7-60871	NIPPLE	1	INC. 6, 7
6	NO PART NO.	§ NIPPLE	1	
7	S9140-00006	O-RING	1	
A2	F31A7-60381	ELBOW	1	INC. 8, 9
8	NO PART NO.	§ ELBOW	1	
9	S9140-00006	O-RING	1	

Fig.48

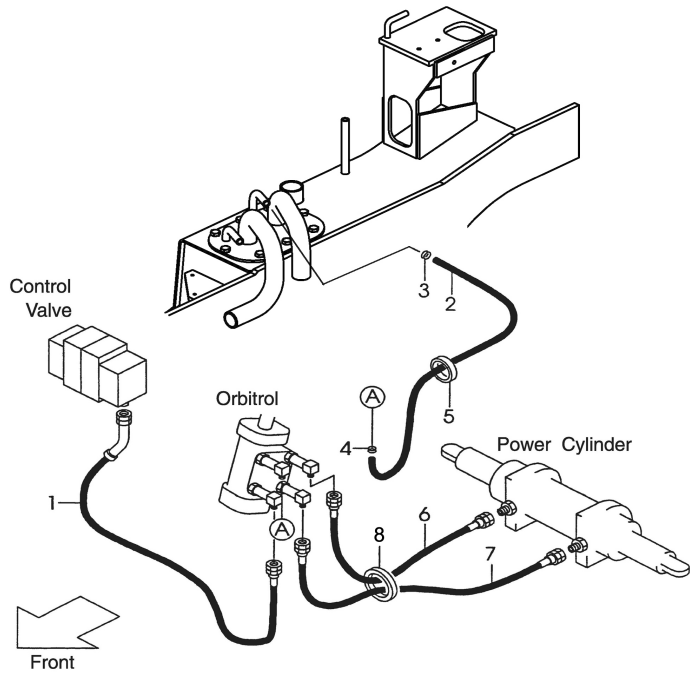
Fig.48 MAIN PUMP



Item No.	Part No.	Description	Req'd	Remarks:Serial No.
1	F31C7-62111	HOSE	1	
2	S4911-00046	CLIP	2	
3	F31A7-62121	HOSE	1	
-	F31Q7-62121	HOSE	1	⑦
-	N15A7-62121	HOSE	1	E,F
4	F31A7-62101	HOSE	1	
5	S4911-00044	CLIP	1	
6	S4911-00040	CLIP	1	

Fig.49

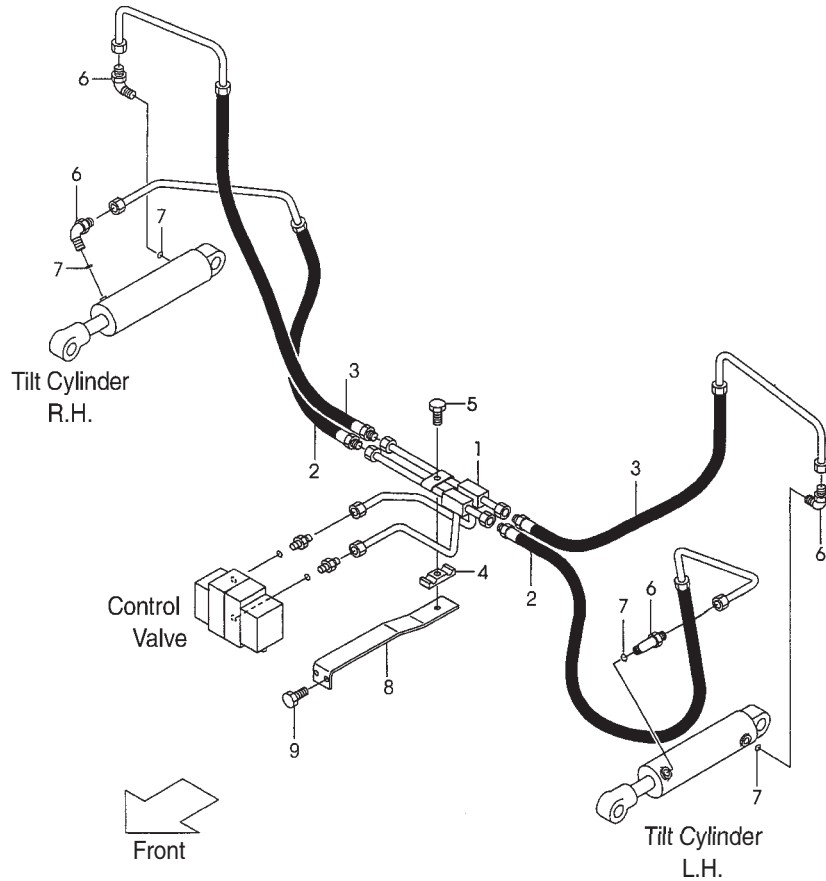
Fig.49 HYDRAULIC LINE



Item No.	Part No.	Description	Req'd	Remarks:Serial No.
1	F31A7-60411	HOSE	1	
2	S4710-04165	HOSE	1	
3	S4911-00021	CLIP	1	
4	S4911-00020	CLIP	1	
5	F31A7-42322	BAND	2	
6	F21A7-60401	HOSE	1	2-2.5Ton
-	F31A7-60410	HOSE	1	3-4Ton
-	N15A7-60401	HOSE	1	1.5-1.8Ton
7	F31A7-60410	HOSE	1	3-4Ton
-	F21A7-60401	HOSE		2-2.5Ton
-	N15A7-60411	HOSE		1.5-1.8Ton
8	S4913-11380	BAND	2	

Fig.50

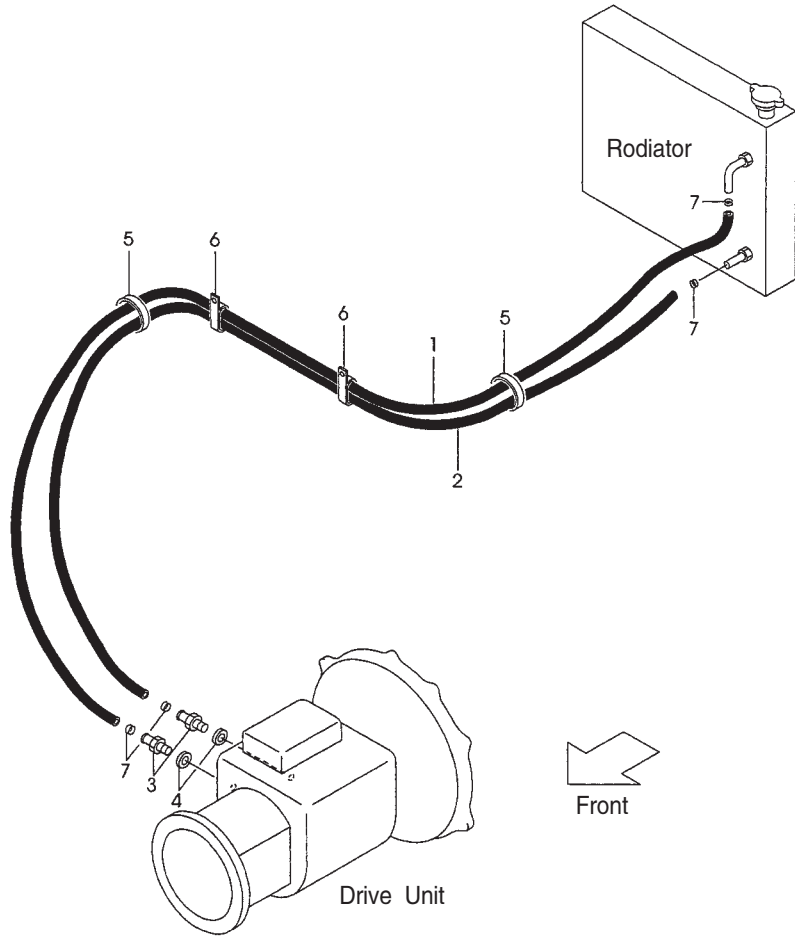
Fig.50 HYDRAULIC LINE [TILT]



Item No.	Part No.	Description	Req'd	Remarks:Serial No.
1	F31A7-62211	PIPE, TILT	1	E,F
-	N15A7-62211	PIPE, TILT	1	E,F
2	F31A7-62221	HOSE, F	2	
-	N15A7-62221	HOSE, F	2	E,F
3	F31A8-62231	HOSE, R	2	
-	N15A7-62231	HOSE, R	2	E,F
4	F31A7-62251	RUBBER	2	
5	S1183-08025	BOLT	1	
A1	F31A7-60501	ELBOW-ASS'Y	4	INC. 6.7
6	F31A7-60511	ELBOW	4	
7	S3320-00110	O-RING	4	
8	F31A7-62401	BRACKET	1	
-	N15A7-62401	BRACKET	1	E,F

Fig.51

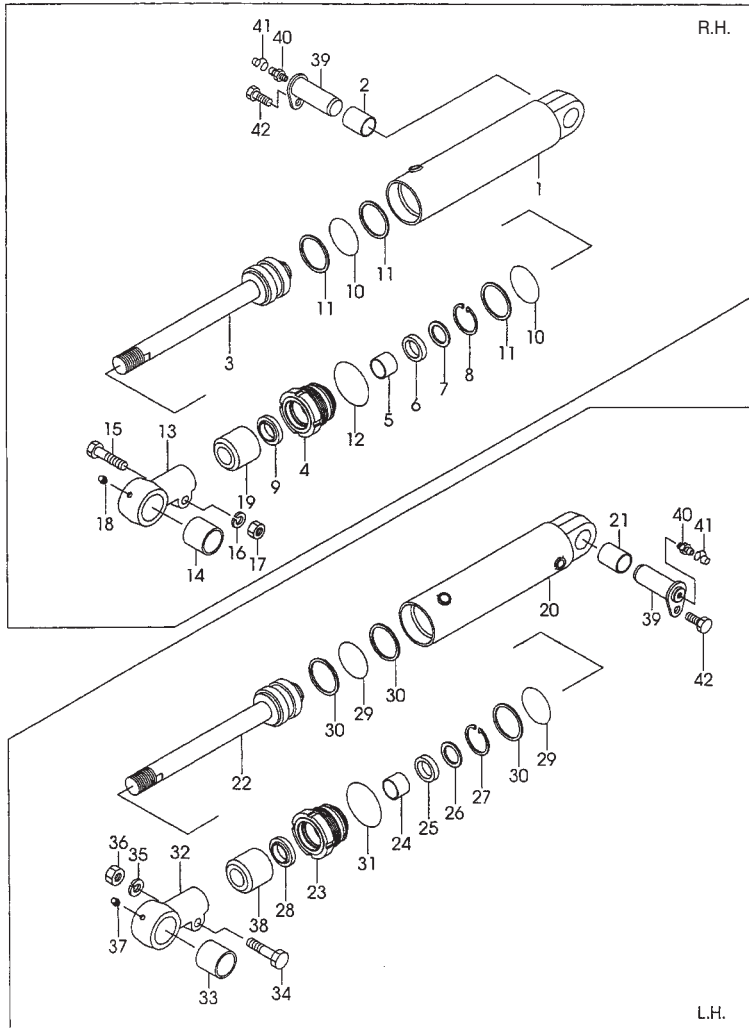
Fig.51 HYDRAULIC (TOR-CON) (T-TYPE)



Item No.	Part No.	Description	Req'd	Remarks:Serial No.
1	F31A7-82101	HOSE	1	
2	F31A7-82111	HOSE	1	
3	F31A7-82221	NIPPLE	2	
4	F31A7-82041	PACKING	2	
5	S4913-20380	BAND	2	
6	F31A7-82411	CLIP	2	
7	F31A7-82311	CLIP	4	

Fig.52

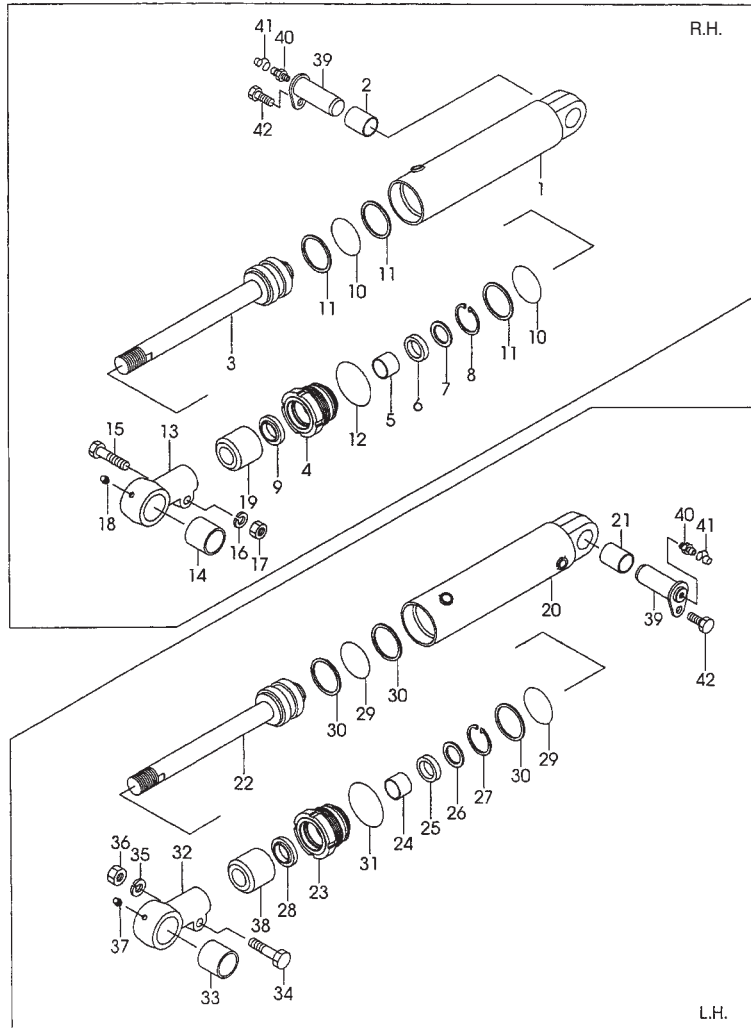
Fig.52 TILT CYLINDER



Item No.	Part No.	Description	Req'd	Remarks:Serial No.
A1	F31A8-50101	CYL-ASS'Y, TILT RH	1	INC. 1-19
-	N15A8-50001	CYL-ASS'Y, TILT RH	1	E,F(INC. 1-19)
A2	B-B670B-00086	TUBE-ASS'Y, RH	1	INC. 1, 2
1	NO PART NO.	§ TUBE, RH	1	
2	B-30421-30005	BUSHING	1	
-	N15A8-54021	BUSHING	1	E,F
3	B-B6127-20612	ROD, PISTON	1	
4	B-30121-70133	CAP, CYL	1	
5	B-96401-30159	BUSHING	1	
6	B-30961-03012	※ U-RING	1	
7	B-30151-03006	SPACER	1	
8	B-30141-35012	RING, SNAP	1	
9	B-30191-30025	※ RING, WIPER	1	
10	B-95112-06000	※ O-RING	2	
11	B-95713-06000	※ RING, BACK-UP	3	
12	B-95121-07000	※ O-RING	1	
A3	B-3065B-00211	END-ASS'Y	1	INC. 13, 14
13	NO PART NO.	§ END	1	
14	B-30431-35009	BUSHING	1	
-	N15A8-54011	BUSHING	1	E,F
15	B-B6341-01401	BOLT	1	
16	B-30311-01403	WASHER	1	
17	B-B6351-01401	NUT	1	
18	B-96111-10613	FITTING	1	
19	NO PART NO.	SPACER	1	
A4	F31A8-50111	CYL-ASS'Y, TILT LH	1	INC. 20-38
-	N15A8-50011	CYL-ASS'Y, TILT LH	1	E,F(INC. 20-38)

Fig.52

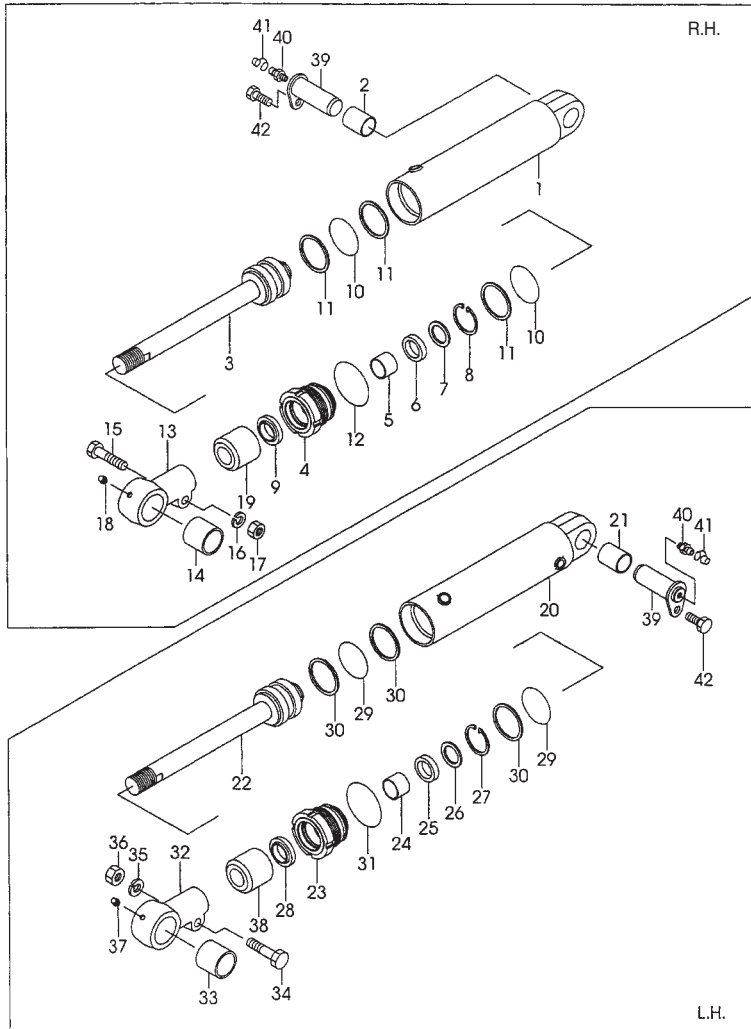
Fig.52 TILT CYLINDER



Item No.	Part No.	Description	Req'd	Remarks:Serial No.
A5	B-B670B-00087	TUBE-ASS'Y, LH	1	INC. 20, 21
20	NO PART NO. §	TUBE, LH	1	
21	B-30421-30005	BUSHING	1	
-	N15A8-54021	BUSHING	1	E,F
22	B-B6127-20612	ROD, PISTON	1	
23	B-30121-70133	CAP, CYL	1	
24	B-96401-30159	BUSHING	1	
25	B-30961-03012*	U-RING	1	
26	B-30151-03006	SPACER	1	
27	B-30141-35012	RING, SNAP	1	
28	B-30191-30025*	RING, WIPER	1	
29	B-95112-06000 *	O-RING	2	
30	B-95713-06000*	RING, BACK-UP	3	
31	B-95121-07000*	O-RING	1	
A6	B-3065B-00211	END-ASS'Y	1	INC. 32, 33
32	NO PART NO. §	END	1	
33	B-30431-35009 §	BUSHING	1	
-	N15A8-54011	BUSHING	1	E,F
34	B-B6341-01401	BOLT	1	
35	B-30311-01403	WASHER	1	
36	B-B6351-01401	NUT	1	
37	B-96111-10613	FITTING	1	
38	NO PART NO.	SPACER	1	
39	F31A8-52201	PIN	2	
-	N15A8-52201	PIN	2	E,F
40	F31A8-53051	FITTING	2	
41	F31A8-53061	CAP	2	

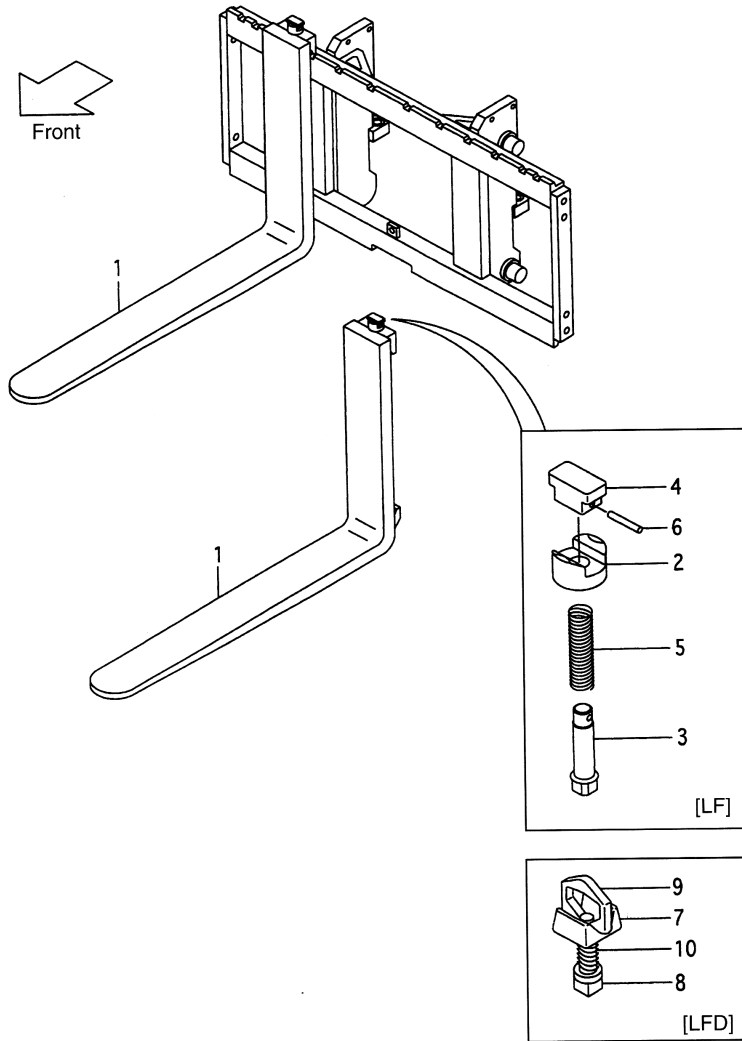
Fig.52

Fig.52 TILT CYLINDER



Item No.	Part No.	Description	Req'd	Remarks:Serial No.
42	S1184-10020	BOLT	2	
K1	B-3070A-00103	KIT, REPAIR RH	1	INC. 6, 9-12
K2	B-3070A-00103	KIT, REPAIR LH	1	INC. 25, 28-31

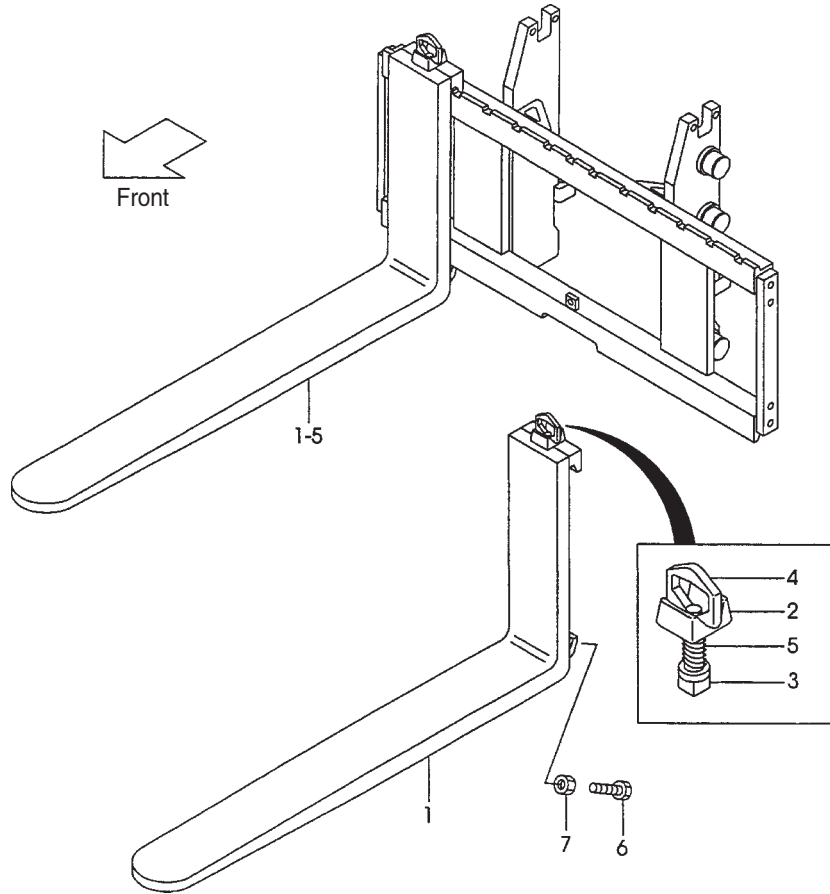
Fig.53 FORK[VM11A]



Item No.	Part No.	Description	Req'd	Remarks:Serial No.
1	LF92-10F	FORK	2	[LF092]INC.2-6
-	LF107-10F	FORK	2	[LF107]INC.2-6
-	LF122-10F	FORK	2	[LF122]INC.2-6
-	LF137-10F	FORK	2	[LF137]INC.2-6
-	LF152-10F	FKOR	2	[LF152]INC.2-6
2	B21E8-12921	HOLDER	2	[LF]
3	B21E8-12001	PIN	2	[LF]
4	B21E8-12011	KNOB	2	[LF]
5	B21E8-12021	SPRING	2	[LF]
6	B21E8-12031	PIN, SPRING	2	[LF]
A1	F21A8-11001	STOPPER-ASSY	2	INC.7-10
7	F31A8-12001	HEAD	2	
8	F21A8-12011	STOPPER	2	
9	F21A8-12021	HANDLE	2	
10	F21A8-12081	SPRING	2	

Fig.54

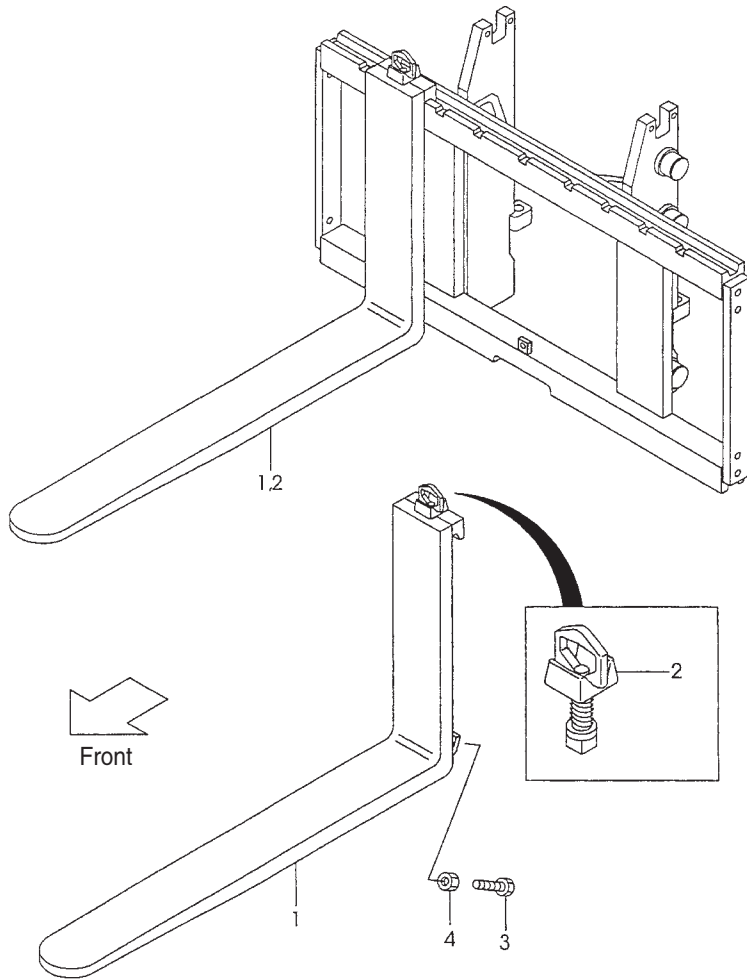
Fig.54 FORK [VM21A]



Item No.	Part No.	Description	Req'd	Remarks:Serial No.
1	LF107-14A	FORK	2	[LF100]INC. 2-5
-	LF122-14A	FORK	2	[LF120]INC. 2-5
-	LF137-14A	FORK	2	[LF130]INC. 2-5
-	LF152-14A	FORK	2	[LF150]INC. 2-5
-	LF167-14A	FORK	2	[LF160]INC. 2-5
-	LF182-14A	FORK	2	[LF180]INC. 2-5
2	F21A8-12001	HEAD	2	
3	F21A8-12011	STOPPER	2	
4	F21A8-12021	HANDLE	2	
5	F21A8-12031	SPRING	2	

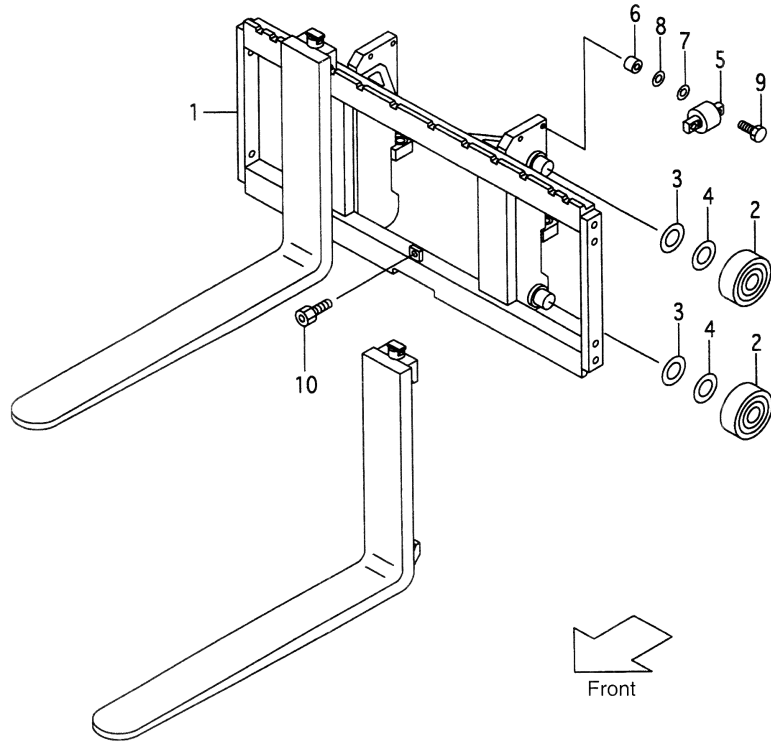
Fig.55

Fig.55 FORK [VM31A]



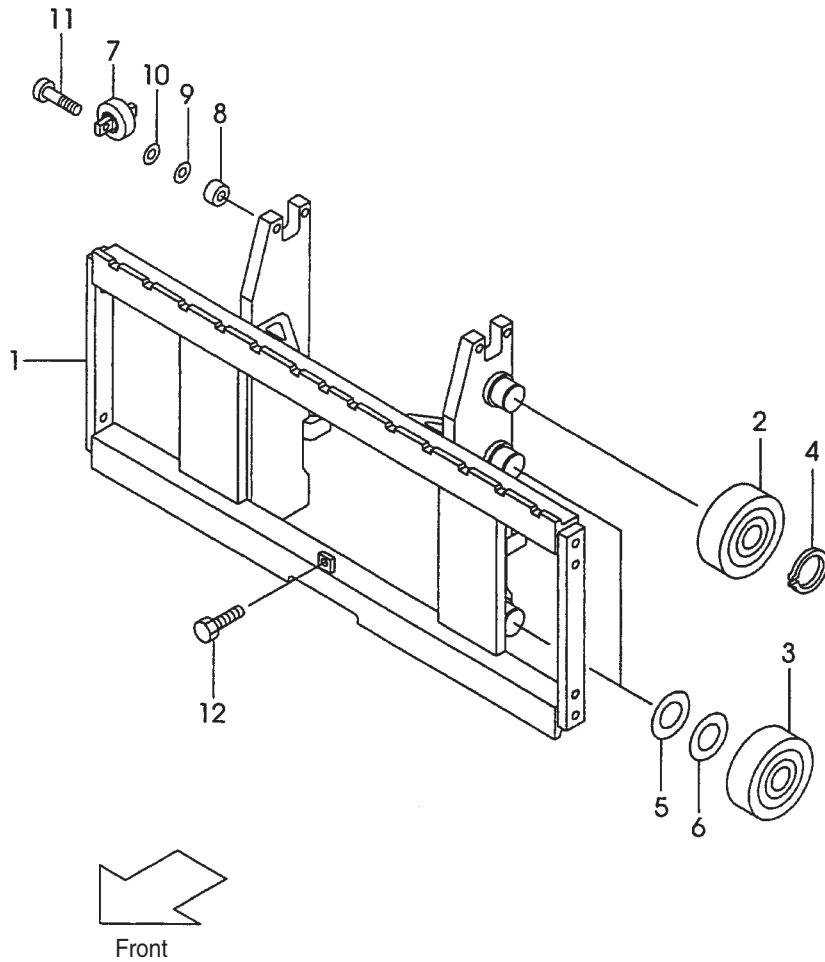
Item No.	Part No.	Description	Req'd	Remarks:Serial No.
1	LF107-14J	FORK	2	[LF107]INC. 2
-	LF122-14J	FORK	2	[LF122]INC. 2
-	LF137-14J	FORK	2	[LF137]INC. 2
-	LF152-14J	FORK	2	[LF152]INC. 2
-	LF167-14J	FORK	2	[LF167]INC. 2
-	LF182-14J	FORK	2	[LF182]INC. 2
-	LF197-14J	FORK	2	[LF197]INC. 2
-	LF212-14J	FORK	2	[LF212]INC. 2
2	F31A8-11001	STOPPER	2	

Fig.56 LIFT BACDKET [VM11E]



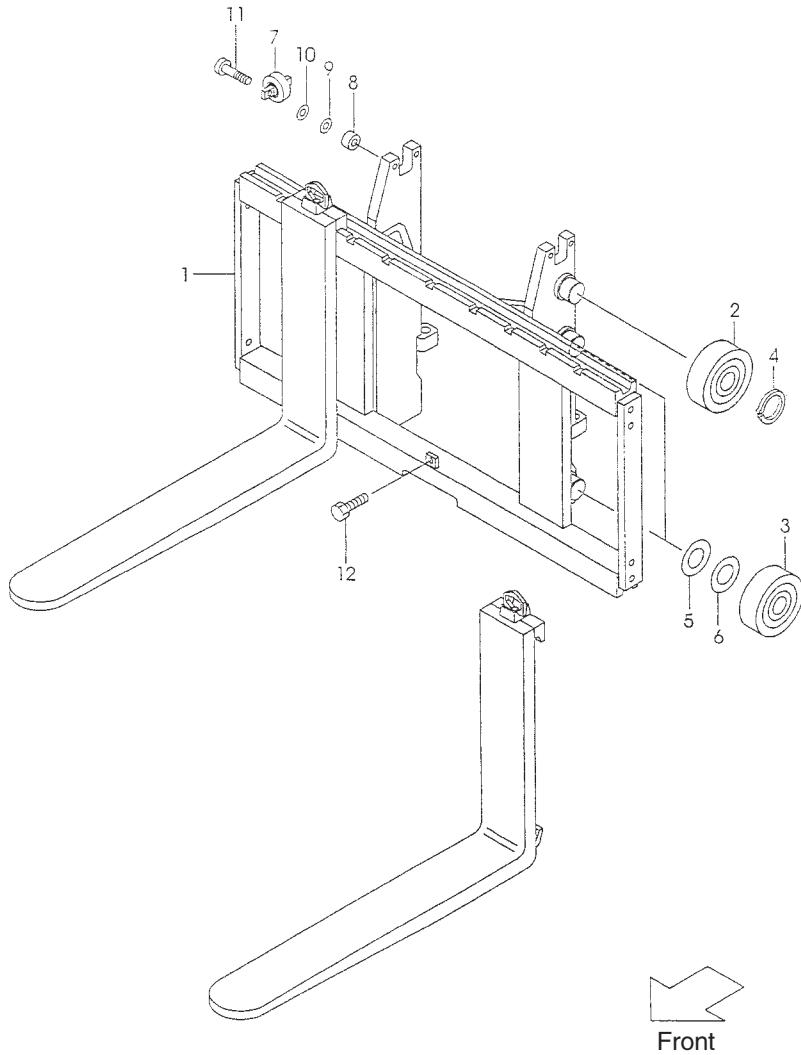
Item No.	Part No.	Description	Req'd	Remarks:Serial No.
1	B11E8-20001	BRACKET, LIFT	1	
2	B11E8-23201	BOLLER, END, 102.0	4	
3	B11E8-22261	SHIM,T-0.5	4	
4	B11E8-22271	SHIM,T-1.0	8	
5	B11E8-30301	ROLLER, SIDE	2	
6	B11E8-32841	SPACER	4	
7	B11E8-30261	SHIM	8	
8	B11E8-30121	SHIM	4	
9	S1103-10050	BOLT & WASHER	4	
10	S1184-12025	BOLT & WASHER	1	

Fig.57 LIFT BRACKET [VM21A]



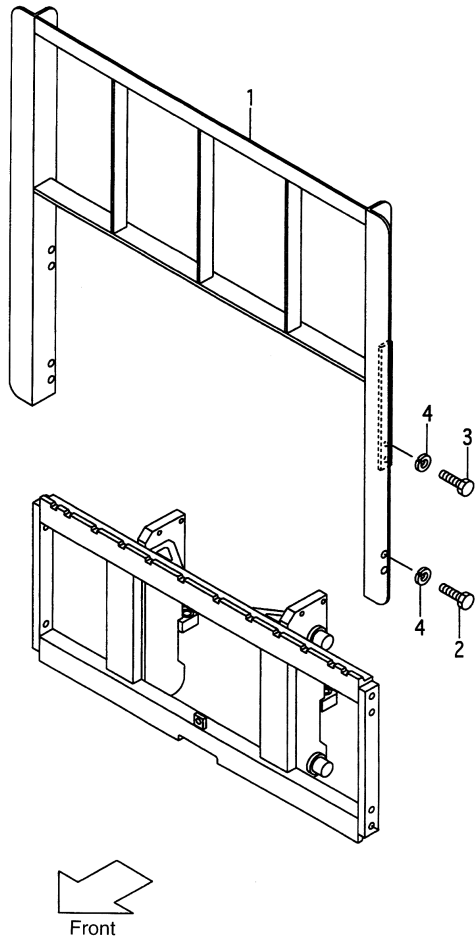
Item No.	Part No.	Description	Req'd	Remarks:Serial No.
1	F21A8-20001	BRACKET, LIFT	1	
2	F31A8-42051	ROLLER, END	2	
3	F31A8-42051	ROLLER, END	4	
4	S2100-00045	RING, SNAP	2	
5	F21A8-22021	SHIM, T-0.5	5	
6	F21A8-22031	SHIM, T-1.0	5	
7	F31A8-42061	ROLLER, SIDE	2	
8	F21A8-22091	SPACER	4	
9	F21A8-22081	SHIM, T-0.5	5	
10	F21A8-22061	SHIM, T-1.0	5	
11	S1184-12050	BOLT & WASHER	4	
12	S1184-12025	BOLT	1	

Fig.58 LIFT BRACKET [VM31A]



Item No.	Part No.	Description	Req'd	Remarks:Serial No.
1	F31A8-20001	BRACKET, LIFT	1	
2	F31A8-42051	ROLLER, END	2	
3	F31A8-42051	ROLLER, END	4	
4	S2100-00045	RING, SNAP	2	
5	F21A8-22021	SHIM, T-0.5	5	
6	F21A8-22031	SHIM, T-1.0	5	
7	F31A8-42061	ROLLER, SIDE	2	
8	F21A8-22091	SPACER	4	
9	F21A8-22081	SHIM	5	
10	F21A8-22061	SHIM	5	
11	S1184-12050	BOLT & WASHER	4	
12	S1184-12025	BOLT & WASHER	1	

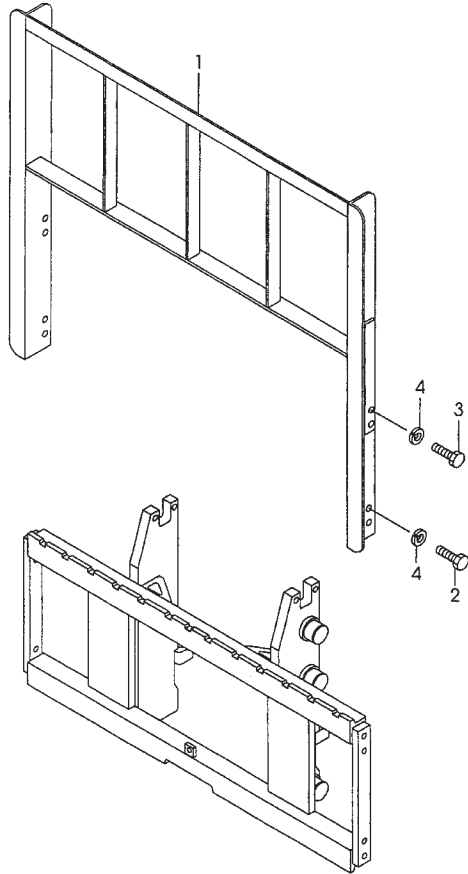
Fig.59 BACKREST [VM11E]



Item No.	Part No.	Description	Req'd	Remarks:Serial No.
1	B11E8-22201	BACKREST	1	
2	S1100-14025	BOLT	4	
3	S1100-14030	BOLT	4	
4	S2010-00014	WASHER	8	

Fig.60

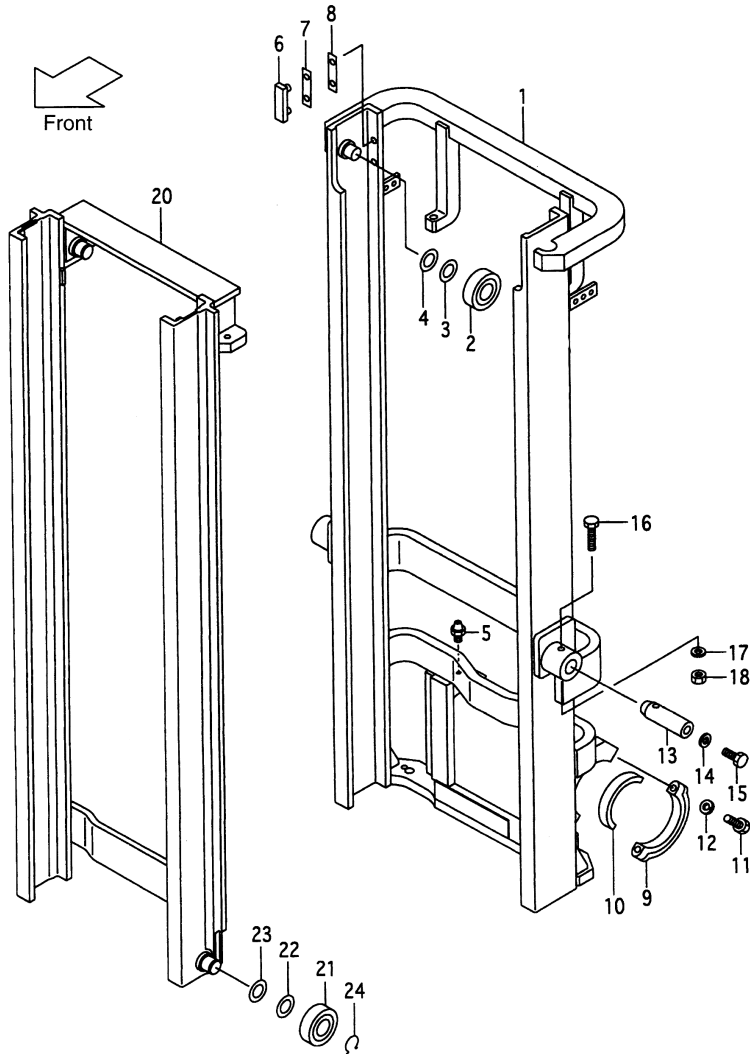
Fig.60 BACKREST [VM21A]



Front

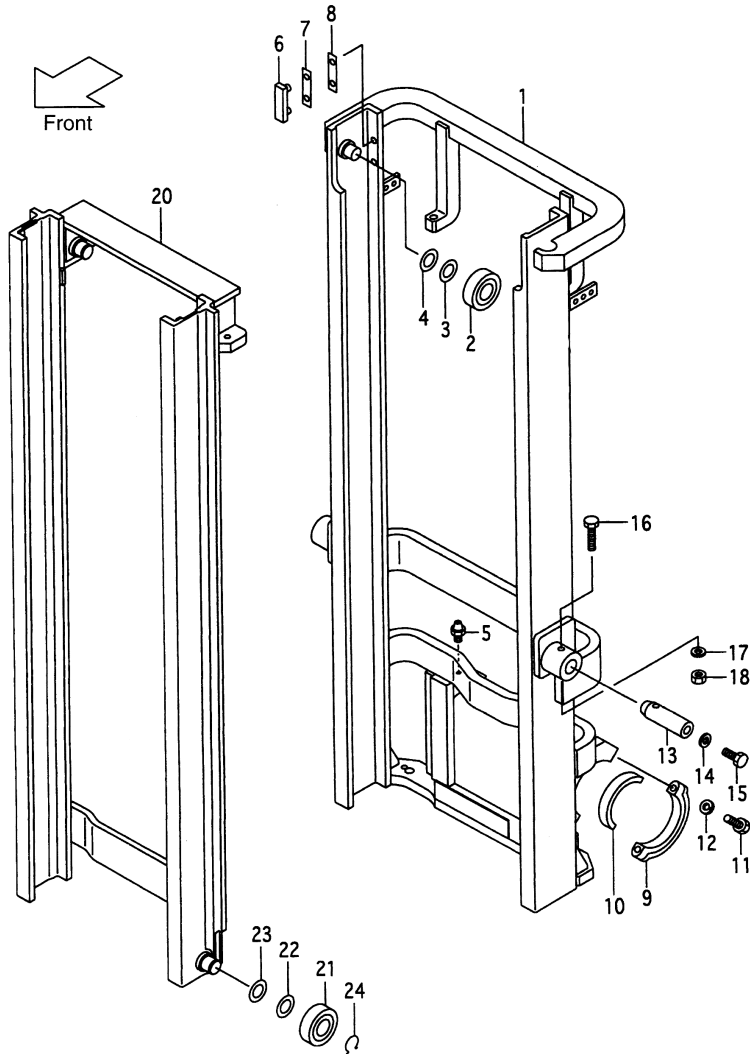
Item No.	Part No.	Description	Req'd	Remarks:Serial No.
1	F21A8-22201	BACKREST	1	
-	F31A8-22201	BACKREST	1	
2	S1100-14025	BOLT	4	
3	S1100-14030	BOLT	4	
4	S2010-00014	WASHER	8	

Fig.61 MAST [VM11E]



Item No.	Part No.	Description	Req'd	Remarks:Serial No.
1	N15A8-30211	MAST, OUTER VM200	1	
-	N15A8-30221	MAST, OUTER VM225	1	
-	N15A8-30231	MAST, OUTER VM250	1	
-	N15A8-30241	MAST, OUTER VM270	1	
-	N15A8-30251	MAST, OUTER VM275	1	
-	N15A8-30201	MAST, OUTER VM300	1	
-	N15A8-30261	MAST, OUTER VM325	1	
-	N15A8-30271	MAST, OUTER VM330	1	
-	N15A8-30281	MAST, OUTER VM350	1	
-	N15A8-30291	MAST, OUTER VM366	1	
-	N15A8-30301	MAST, OUTER VM370	1	
-	N15A8-30311	MAST, OUTER VM375	1	
-	N15A8-30321	MAST, OUTER VM400	1	
-	N15A8-30331	MAST, OUTER VM425	1	
-	N15A8-30341	MAST, OUTER VM450	1	
-	N15A8-30351	MAST, OUTER VM475	1	
-	N15A8-30361	MAST, OUTER VM500	1	
-	N15A8-30371	MAST, OUTER VM550	1	
-	N15A8-30381	MAST, OUTER VM600	1	
2	B11E8-23201	ROLLER, END, 102.0	2	
3	B11E8-22261	SHIM, T-0.5	4	
4	B11E8-22271	SHIM, T-1.0	8	
5	S4901-00100	FITTING	2	
6	F21A8-22101	SLIPPER	2	
7	F21A8-22041	SHIM, T-0.5	8	
8	F21A8-22051	SHIM, T-1.0	4	
9	B11E6-12441	CAP	2	
10	F31A8-40201	BUSHING	2	

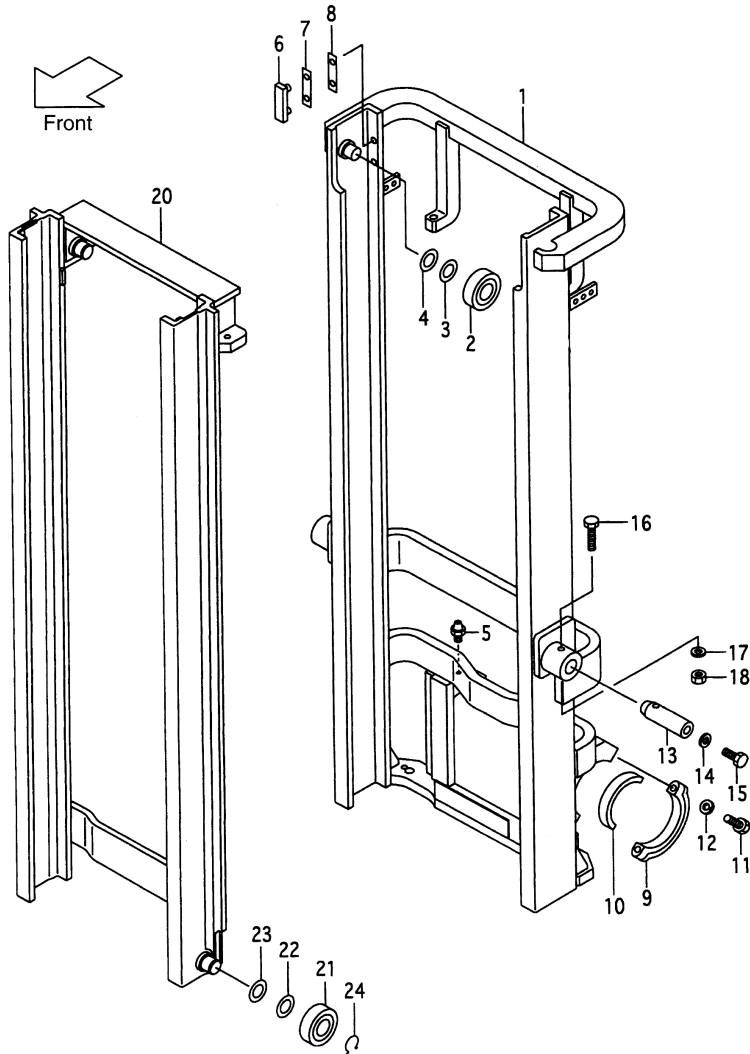
Fig.61 MAST [VM11E]



Item No.	Part No.	Description	Req'd	Remarks:Serial No.
11	S1100-14065	BOLT	4	
12	S2010-00014	WASHER	4	
13	B11E8-02101	PIN	2	
14	S2010-20012	WASHER	2	
15	B21E4-12251	BOLT	2	
16	B21E8-53321	BOLT	2	
17	S2010-20012	WASHER	2	
18	F31A8-43571	NUT	2	
20	B11E8-30411	MAST, OUTER VM200	1	
-	B11E8-30421	MAST, OUTER VM225	1	
-	B11E8-30431	MAST, OUTER VM250	1	
-	B11E8-30441	MAST, OUTER VM270	1	
-	B11E8-30451	MAST, OUTER VM275	1	
-	B11E8-30401	MAST, OUTER VM300	1	
-	B11E8-30461	MAST, OUTER VM325	1	
-	B11E8-30471	MAST, OUTER VM330	1	
-	B11E8-30481	MAST, OUTER VM350	1	
-	B11E8-30491	MAST, OUTER VM366	1	
-	B11E8-30501	MAST, OUTER VM370	1	
-	B11E8-30511	MAST, OUTER VM375	1	
-	B11E8-30521	MAST, OUTER VM400	1	
-	B11E8-30531	MAST, INNER VM425	1	
-	B11E8-30541	MAST, INNER VM450	1	
-	B11E8-30551	MAST, INNER VM475	1	
-	B11E8-30561	MAST, INNER VM500	1	
-	B11E8-30571	MAST, INNER VM550	1	
-	B11E8-30581	MAST, INNER VM600	1	

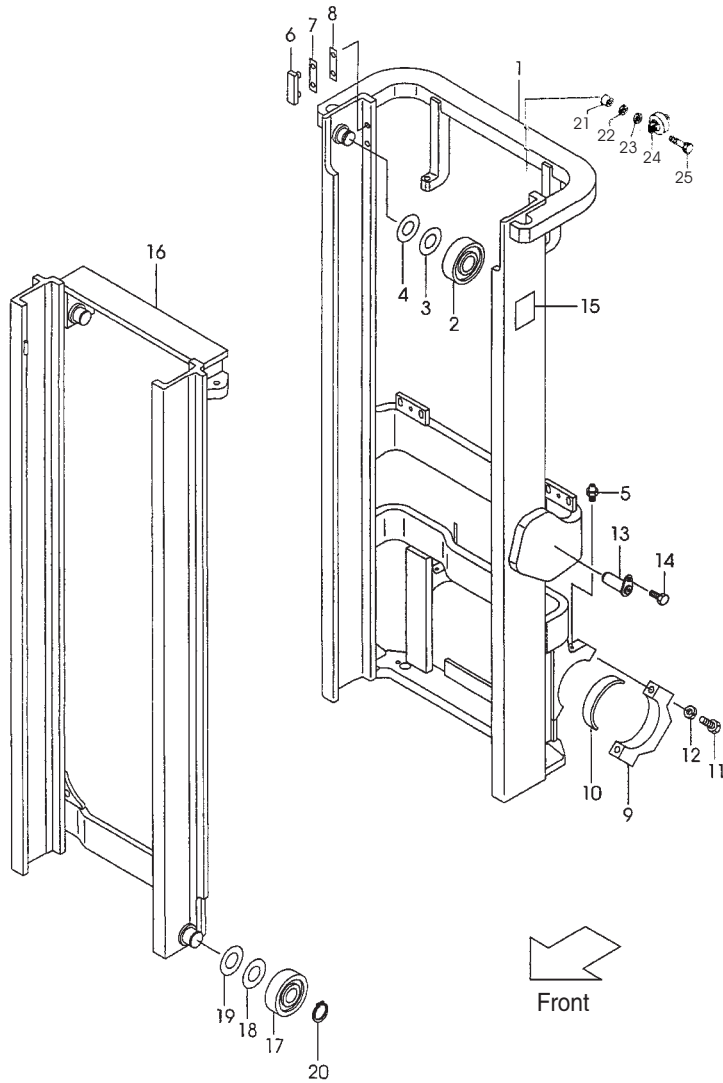
Fig.61

Fig.61 MAST [VM11E]



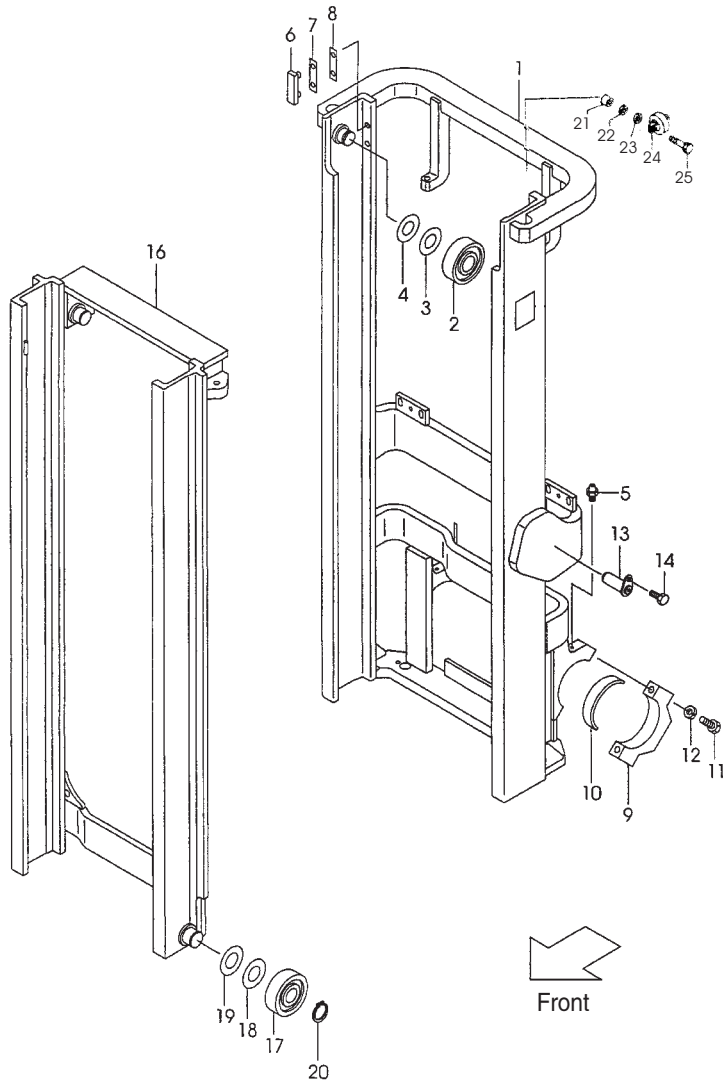
Item No.	Part No.	Description	Req'd	Remarks:Serial No.
21	B11E8-23201	ROLLER, END 102.0	2	
22	B11E8-22261	SHIM, T-0.5	4	
23	B11E8-22271	SHIM, T-1.0	8	
24	S2100-00040	RING, SNAP	2	

Fig.62 MAST [VM21A]



Item No.	Part No.	Description	Req'd	Remarks:Serial No.
1	F21A8-30011	MAST, OUTER VM200	1	
-	F21A8-30021	MAST, OUTER VM225	1	
-	F21A8-30031	MAST, OUTER VM250	1	
-	F21A8-30041	MAST, OUTER VM270	1	
-	F21A8-30051	MAST, OUTER VM275	1	
-	F21A8-30001	MAST, OUTER VM300	1	
-	F21A8-30061	MAST, OUTER VM325	1	
-	F21A8-30071	MAST, OUTER VM330	1	
-	F21A8-30081	MAST, OUTER VM350	1	
-	F21A8-30091	MAST, OUTER VM366	1	
-	F21A8-30101	MAST, OUTER VM370	1	
-	F21A8-30111	MAST, OUTER VM375	1	
-	F21A8-30121	MAST, OUTER VM400	1	
-	F21A8-30131	MAST, OUTER VM425	1	
-	F21A8-30141	MAST, OUTER VM450	1	
-	F21A8-30151	MAST, OUTER VM475	1	
-	F21A8-30161	MAST, OUTER VM500	1	
-	F21A8-30171	MAST, OUTER VM550	1	
-	F21A8-30181	MAST, OUTER VM600	1	
2	F31A8-42051	ROLLER, END	2	
3	F21A8-22021	SHIM, T-0.5	12	
4	F31A8-22031	SHIM, T-1.0	12	
5	S4901-00100	FITTING	2	
6	F21A8-22101	SLIPPER	2	
7	F21A8-22041	SHIM, T-0.5	8	

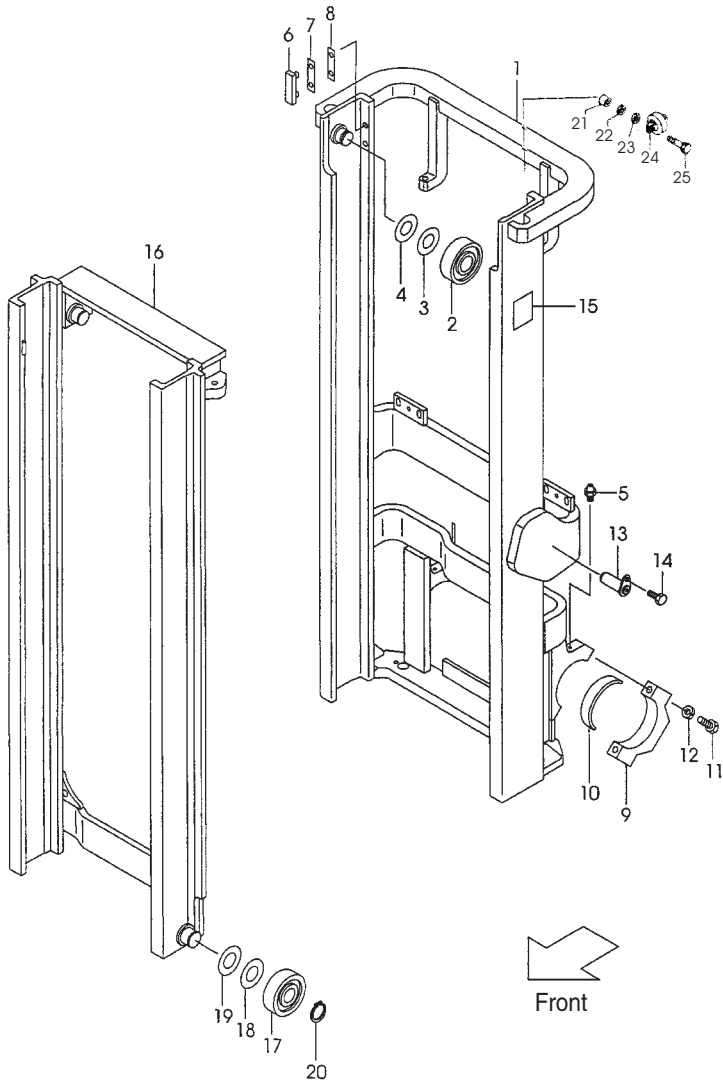
Fig.62 MAST [VM21A]



Item No.	Part No.	Description	Req'd	Remarks:Serial No.
8	F21A8-22051	SHIM, T-1.0	4	
9	F31A8-40101	CAP	2	
10	F31A8-42221	BUSHING	2	
11	S1103-16065	BOLT	4	
12	S2011-00016	WASHER	4	
13	F31A8-52201	PIN	2	
14	S1184-10020	BOLT & WASHER	2	
16	F21A8-38211	MAST, INNER VM200	1	
-	F21A8-38221	MAST, INNER VM225	1	
-	F21A8-38231	MAST, INNER VM250	1	
-	F21A8-38241	MAST, INNER VM270	1	
-	F21A8-38251	MAST, INNER VM275	1	
-	F21A8-38201	MAST, INNER VM300	1	
-	F21A8-38261	MAST, INNER VM325	1	
-	F21A8-38271	MAST, INNER VM330	1	
-	F21A8-38281	MAST, INNER VM350	1	
-	F21A8-38291	MAST, INNER VM366	1	
-	F21A8-38301	MAST, INNER VM370	1	
-	F21A8-38311	MAST, INNER VM375	1	
-	F21A8-38321	MAST, INNER VM400	1	
-	F21A8-38331	MAST, INNER VM425	1	
-	F21A8-38341	MAST, INNER VM450	1	
-	F21A8-38351	MAST, INNER VM475	1	
-	F21A8-38361	MAST, INNER VM500	1	
-	F21A8-38371	MAST, INNER VM550	1	
-	F21A8-38381	MAST, INNER VM600	1	

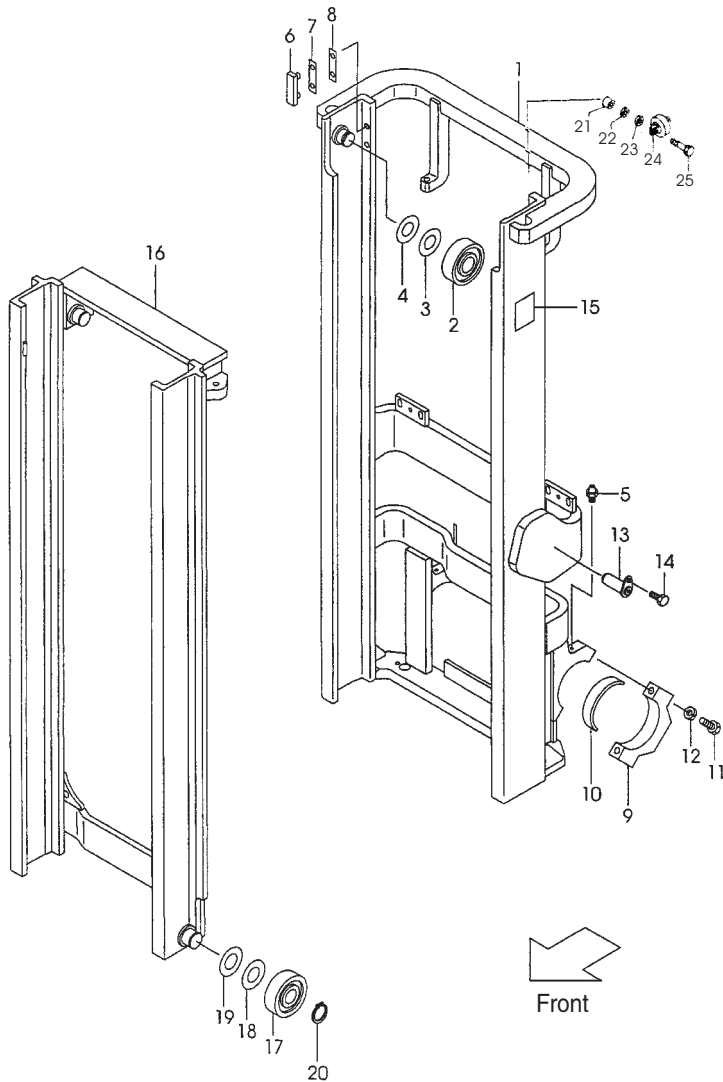
Fig.62

Fig.62 MAST [VM21A]



Item No.	Part No.	Description	Req'd	Remarks:Serial No.
17	F31A8-42051	ROLLER, END	2	
18	F31A8-22021	SHIM,T-0.5	12	
19	F31A8-22031	SHIM,T-1.0	12	
20	S9192-30044	RING, SNAP	2	
21	F21A8-22091	SPACE	2	
22	F21A8-22081	SHIM	AR	
23	F21A8-22061	SHIM	AR	
24	F31A8-42061	SIDE ROLLER	2	
25	S1106-12050	BOLT	2	

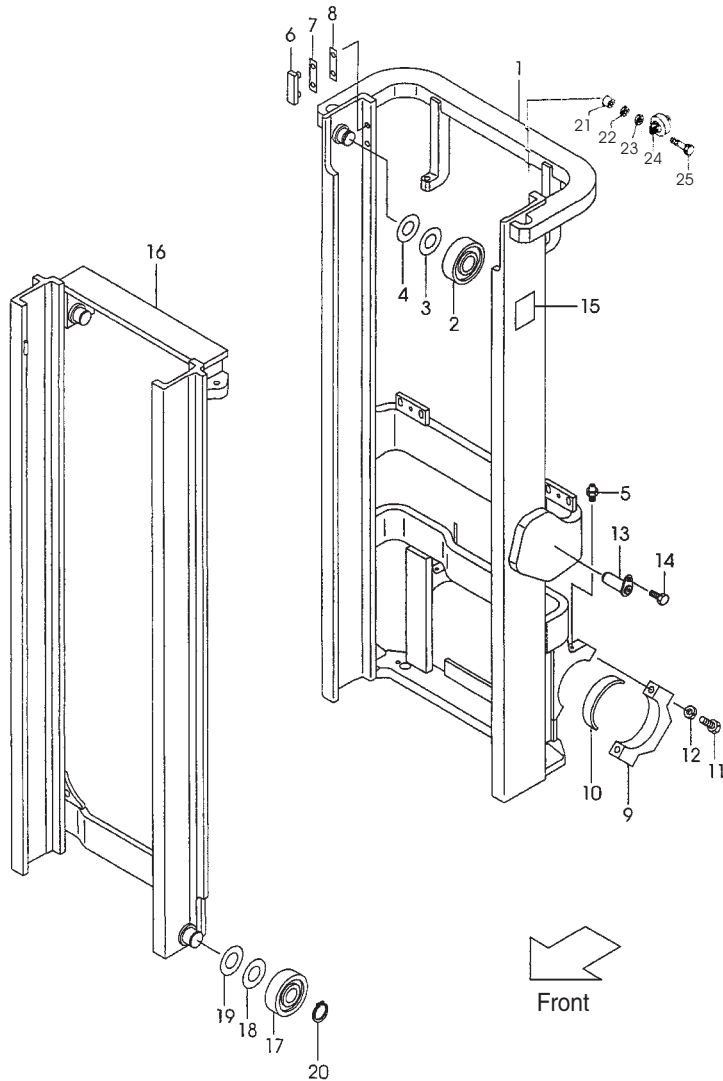
Fig.62 MAST [VM21A]



Item No.	Part No.	Description	Req'd	Remarks:Serial No.
8	F21A8-22051	SHIM, T-1.0	4	
9	F31A8-40101	CAP	2	
10	F31A8-42221	BUSHING	2	
11	S1103-16065	BOLT	4	
12	S2011-00016	WASHER	4	
13	F31A8-52201	PIN	2	
14	S1184-10020	BOLT & WASHER	2	
16	F31A8-38211	MAST, INNER VM200	1	
-	F31A8-38221	MAST, INNER VM225	1	
-	F31A8-38231	MAST, INNER VM250	1	
-	F31A8-38241	MAST, INNER VM270	1	
-	F31A8-38251	MAST, INNER VM275	1	
-	F31A8-38201	MAST, INNER VM300	1	
-	F31A8-38261	MAST, INNER VM325	1	
-	F31A8-38271	MAST, INNER VM330	1	
-	F31A8-38281	MAST, INNER VM350	1	
-	F31A8-38291	MAST, INNER VM366	1	
-	F31A8-38301	MAST, INNER VM370	1	
-	F31A8-38311	MAST, INNER VM375	1	
-	F31A8-38321	MAST, INNER VM400	1	
-	F31A8-38231	MAST, INNER VM425	1	
-	F31A8-38341	MAST, INNER VM450	1	
-	F31A8-38351	MAST, INNER VM475	1	
-	F31A8-38361	MAST, INNER VM500	1	
-	F31A8-38371	MAST, INNER VM550	1	
-	F31A8-38381	MAST, INNER VM600	1	

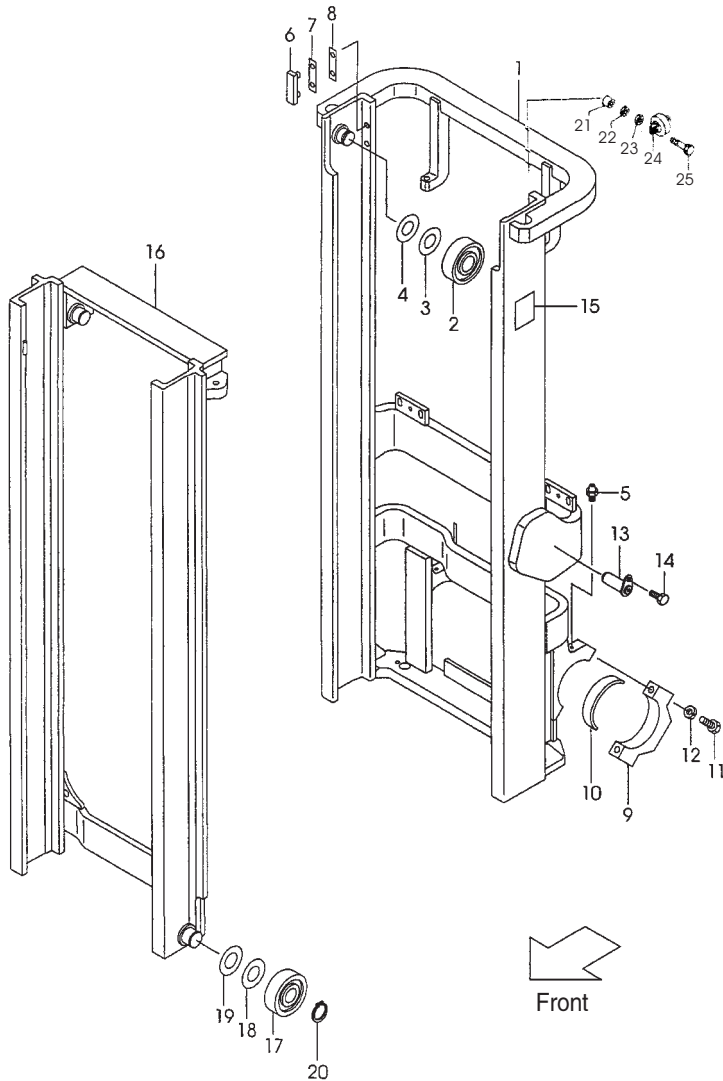
Fig.62

Fig.62 MAST [VM21A]



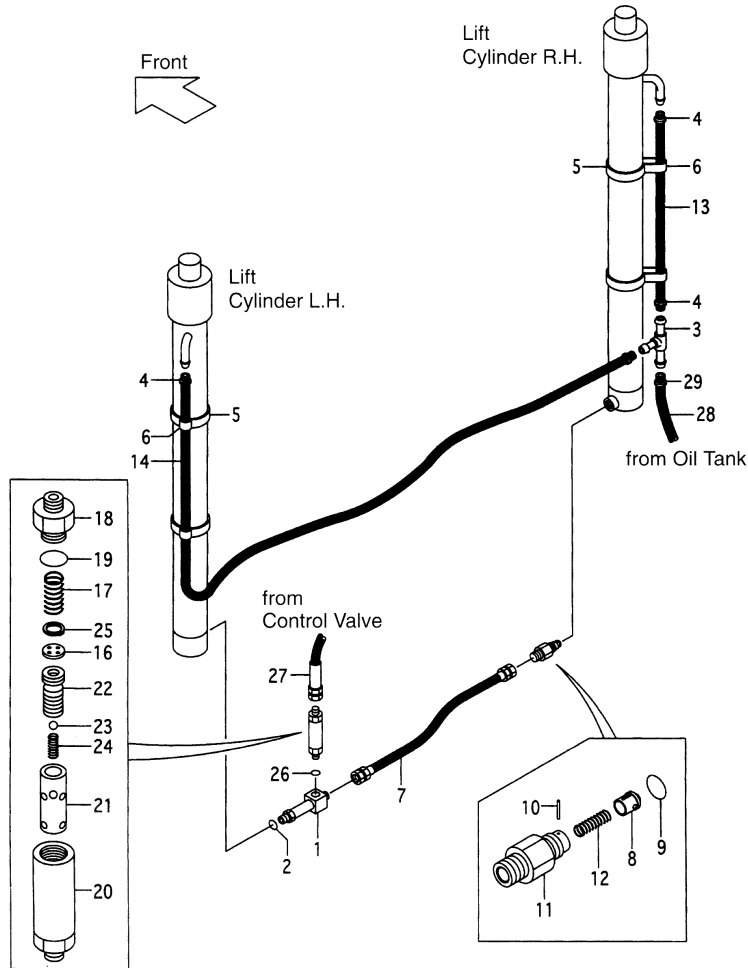
Item No.	Part No.	Description	Req'd	Remarks:Serial No.
17	F31A8-42051	ROLLER, END	2	
18	F21A8-22031	SHIM, T-0.5	12	
19	F21A8-22041	SHIM, T-1.0	12	
20	S9192-30044	RING, SNAP	2	
21	F21A8-22091	SPACE	2	
22	F21A8-22081	SHIM	AR	
23	F21A8-22061	SHIM	AR	
24	F31A8-42061	SIDE ROLLER	2	
25	S1106-12050	BOLT	2	

Fig.63 MAST [VM31A]



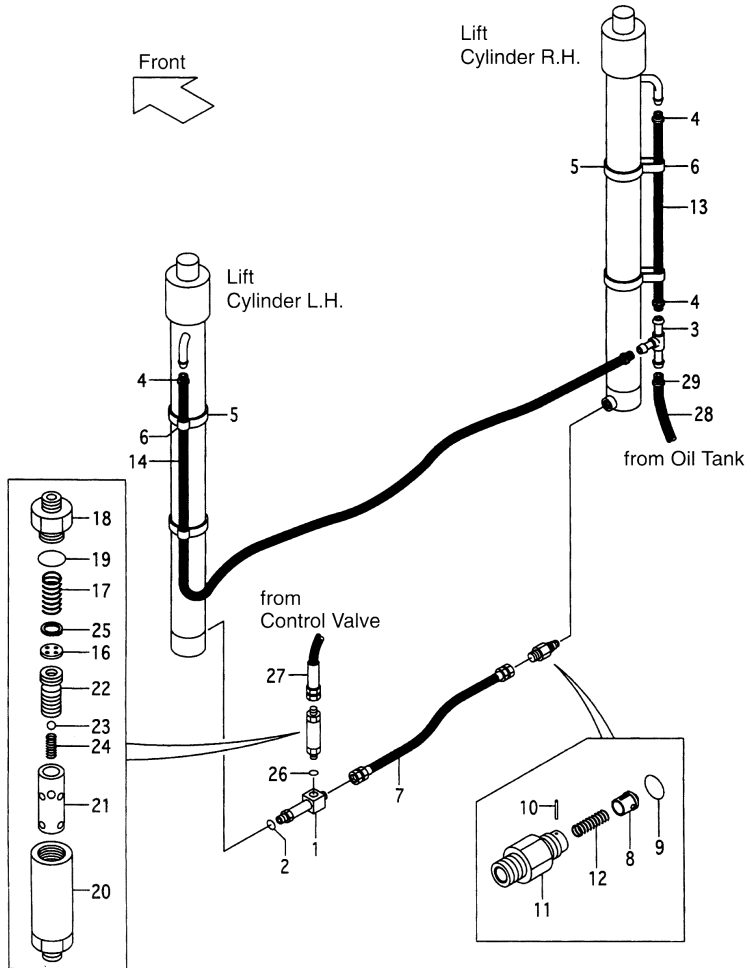
Item No.	Part No.	Description	Req'd	Remarks:Serial No.
1	F31A8-30011	MAST, OUTER VM200	1	
-	F31A8-30021	MAST, OUTER VM225	1	
-	F31A8-30031	MAST, OUTER VM250	1	
-	F31A8-30041	MAST, OUTER VM270	1	
-	F31A8-30051	MAST, OUTER VM275	1	
-	F31A8-30001	MAST, OUTER VM300	1	
-	F31A8-30061	MAST, OUTER VM325	1	
-	F31A8-30071	MAST, OUTER VM330	1	
-	F31A8-30081	MAST, OUTER VM350	1	
-	F31A8-30091	MAST, OUTER VM366	1	
-	F31A8-30101	MAST, OUTER VM370	1	
-	F31A8-30111	MAST, OUTER VM375	1	
-	F31A8-30121	MAST, OUTER VM400	1	
-	F31A8-30131	MAST, OUTER VM425	1	
-	F31A8-30141	MAST, OUTER VM450	1	
-	F31A8-30151	MAST, OUTER VM475	1	
-	F31A8-30161	MAST, OUTER VM500	1	
-	F31A8-30171	MAST, OUTER VM550	1	
-	F31A8-30181	MAST, OUTER VM600	1	
2	F31A8-42051	ROLLER, END	2	
3	F21A8-22021	SHIM, T-0.5	12	
4	F21A8-22001	SHIM, T-1.0	12	
5	S4901-00100	FITTING	2	
6	F21A8-22101	SLIPPER	2	
7	F21A8-22041	SHIM, T-0.5	8	

Fig.64 MAST PIPING[VM11E]



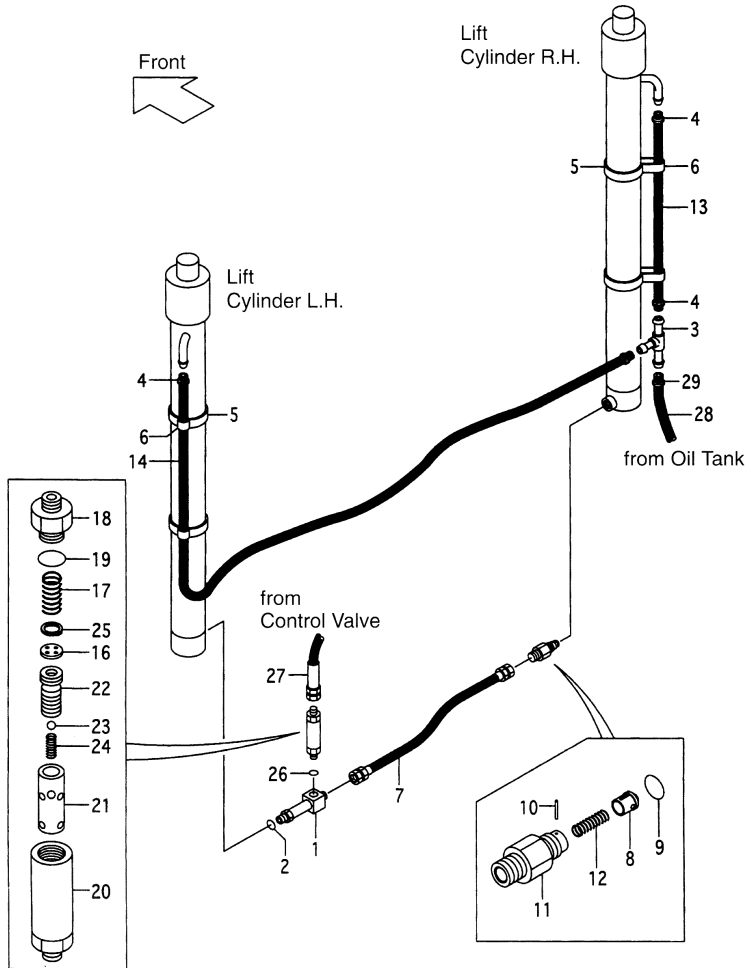
Item No.	Part No.	Description	Req'd	Remarks:Serial No.
A1	F31A8-41101	THREE-WAY-ASSY	1	[INC][1][2]
1	NO PART NO.	THREE-WAY	1	
2	S3320-00142	O-RING	1	
3	F21A8-22111	THREE-WAY	4	
4	S4911-00018	CLIP	4	
5	S4913-21380	BAND	4	
6	F31A8-47401	BAND, HOSE	1	
7	B11E8-42001	HOSE	1	
A2	F31A8-40701	VALVE-ASSY, CUT	1	INC.8-12
8	F31A8-42601	PISTON	1	
9	S3320-00140	O-RING	1	
10	S2270-01014	PIN	1	
11	F31A8-42621	NIPPLE	1	
12	F31A8-42611	SPRING	1	
13	S3678-40075	HOSE VM200	1	
-	S3678-40085	HOSE VM225	1	
-	S3678-40100	HOSE VM250	1	
-	S3678-40110	HOSE	1	[VM270][VM275]
-	S3678-40125	HOSE VM300	1	
-	S3678-40135	HOSE VM325	1	
-	S3678-40141	HOSE VM330	1	
-	S3678-40150	HOSE VM350	1	
-	S3678-40160	HOSE	1	[VM366-375]
-	S3678-40180	HOSE VM400	1	
-	S3678-40190	HOSE VM425	1	
-	S3678-40205	HOSE VM450	1	
-	S3678-40215	HOSE VM475	1	
-	S3678-40230	HOSE VM500	1	

Fig.64 MAST PIPING[VM11E]



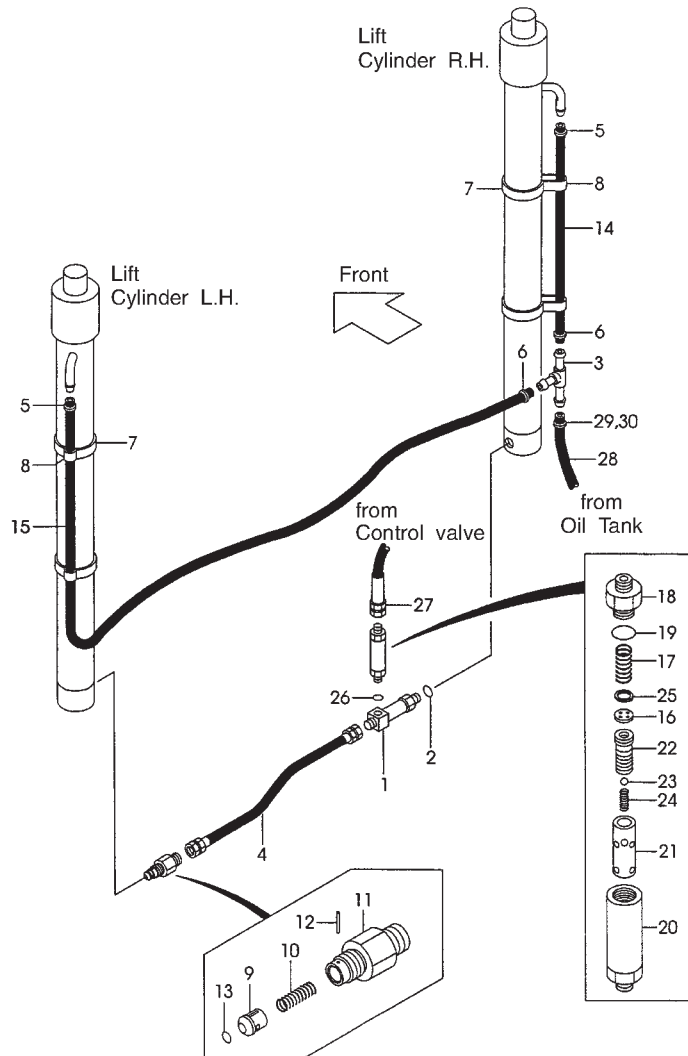
Item No.	Part No.	Description	Req'd	Remarks:Serial No.
-	S3678-40260	HOSE VM550	1	
-	S3678-40285	HOSE VM600	1	
14	S3678-40130	HOSE VM200	1	
-	S3678-40140	HOSE VM225	1	[VM270][VM275]
-	S3678-40155	HOSE VM250	1	
-	S3678-40165	HOSE	1	
-	S3678-40175	HOSE VM300	1	
-	S3678-40190	HOSE VM325	1	
-	S3678-40195	HOSE VM330	1	[VM366-375]
-	S3678-40205	HOSE VM350	1	
-	S3678-40215	HOSE	1	
-	S3678-40235	HOSE VM400	1	
-	S3678-40245	HOSE VM425	1	
-	S3678-40260	HOSE VM450	1	
-	S3678-40270	HOSE VM475	1	
-	S3678-40285	HOSE VM500	1	
-	S3678-40315	HOSE VM550	1	
-	S3678-40340	HOSE VM600	1	
A3	B11E8-41001	REGULATOR-ASSY	1	INC.16-25
16	NO PART NO.	PLATE	1	
17	F21A8-43101	SPRING	1	
18	NO PART NO.	NIPPLE	1	
19	S3300-00280	O-RING	1	
20	NO PART NO.	CASE	1	
21	NO PART NO.	CLEEVE	1	
22	NO PART NO.	PISTON	1	
23	F21A8-42951	BALL, NYLOW	1	
24	F21A8-44151	SPRING	1	

Fig.64 MAST PIPING[VM11E]



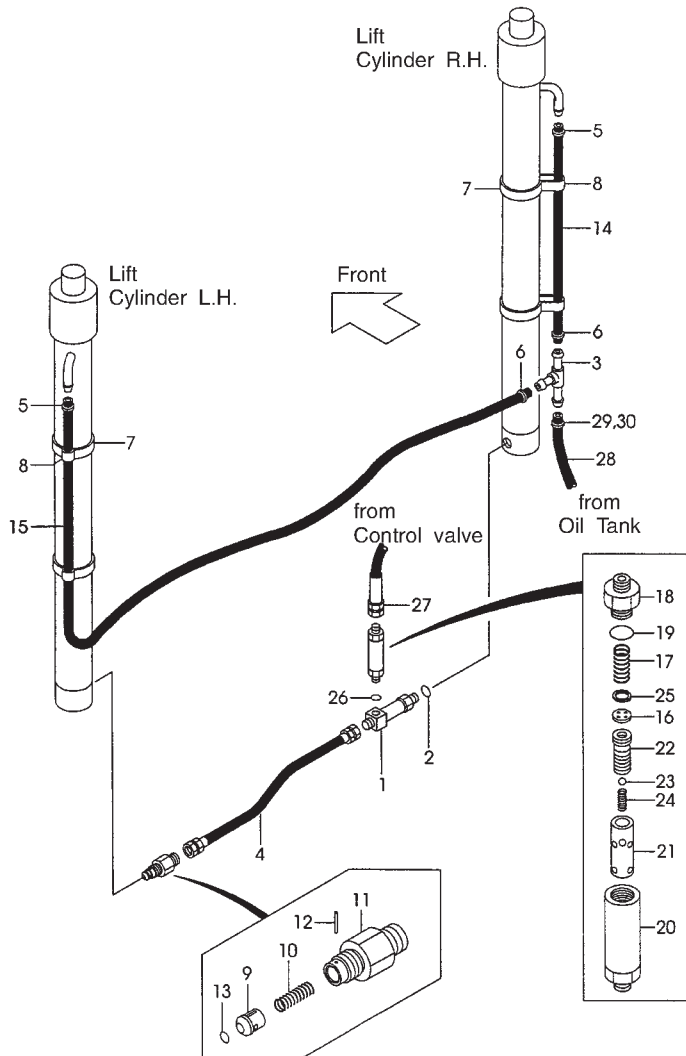
Item No.	Part No.	Description	Req'd	Remarks:Serial No.
25	S2110-00018	RING, SNAP	1	
26	S3320-00180	O-RING	1	
27	N15A8-42001	HOSE	1	
28	S3678-40095	HOSE	1	
29	S4911-00018	CLIP	1	

Fig.65 MAST PIPING [VM21A]



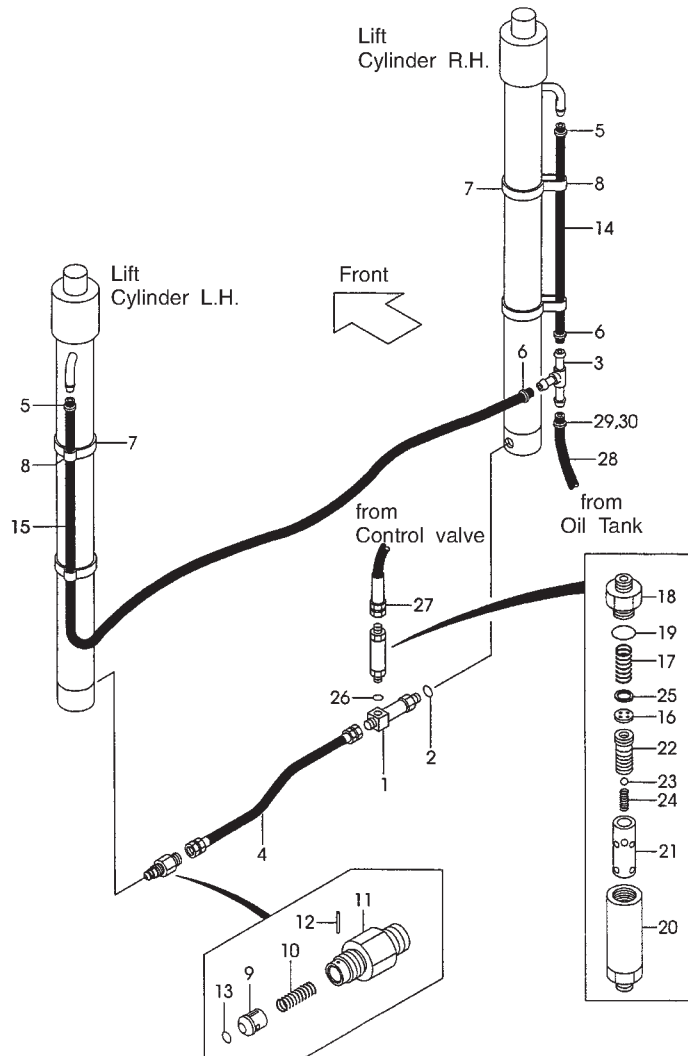
Item No.	Part No.	Description	Req'd	Remarks:Serial No.
A1	F31A8-41101	THREE-WAY-ASS'Y	1	INC. 1, 2
1	F31A8-43051 §	THREE-WAY	1	
2	S3320-00140	O-RING	1	
3	F21A8-22111	THREE-WAY	1	
4	F31A8-02201	HOSE	1	
5	S4711-00018	CLIP	2	
6	S4711-00018	CLIP	2	
7	S4913-21380	BAND	4	
8	F31A8-47401	BAND	4	
A2	F31A8-40701	VALVE-ASS'Y, CUT	1	INC. 9-13
9	F31A8-42601	PISTON	1	
10	F31A8-42611	SPRING	1	
11	F31A8-42621	NIPPLE	1	
12	S2270-01014	PIN	1	
13	S3520-00140	O-RING	1	
14	S3628-40060	HOSE, RH VM200	1	
-	S3628-40070	HOSE, RH VM225	1	
-	S3628-40085	HOSE, RH VM250	1	
-	S3628-40095	HOSE, RH VM270	1	
-	S3628-40095	HOSE, RH VM275	1	
-	S3628-40110	HOSE, RH VM300	1	
-	S3628-40120	HOSE, RH VM325	1	
-	S3628-40125	HOSE, RH VM330	1	

Fig.65 MAST PIPING [VM21A]



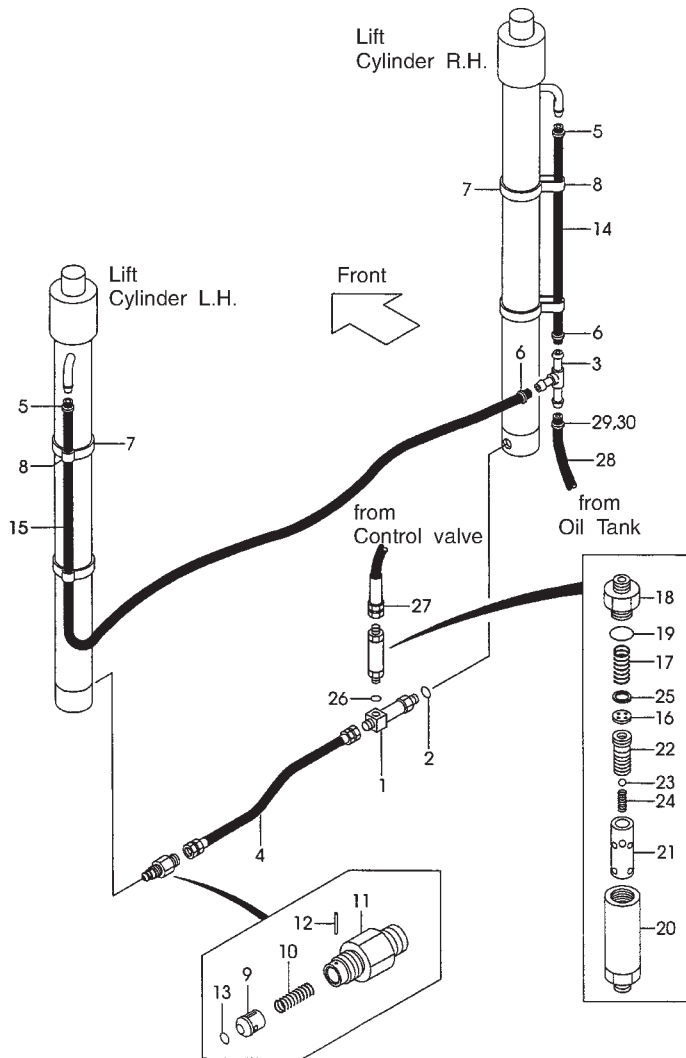
Item No.	Part No.	Description	Req'd	Remarks:Serial No.
15	S3678-40125	HOSE, LH VM200	1	
-	S3678-40145	HOSE, LH VM225	1	
-	S3678-40150	HOSE, LH VM250	1	
-	S3678-40160	HOSE, LH VM270	1	
-	S3678-40160	HOSE, LH VM275	1	
-	S3678-40170	HOSE, LH VM300	1	
-	S3678-40185	HOSE, LH VM325	1	
-	S3678-40190	HOSE, LH VM330	1	
-	S3678-40200	HOSE, LH VM350	1	
-	S3678-40210	HOSE, LH VM366	1	
-	S3678-40210	HOSE, LH VM370	1	
-	S3678-40210	HOSE, LH VM375	1	
-	S3678-40230	HOSE, LH VM400	1	
-	S3678-40240	HOSE, LH VM425	1	
-	S3678-40255	HOSE, LH VM450	1	
-	S3678-40265	HOSE, LH VM475	1	
-	S3678-40280	HOSE, LH VM500	1	
-	S3678-40310	HOSE, LH VM550	1	
-	S3678-40355	HOSE, LH VM600	1	

Fig.65 MAST PIPING [VM21A]



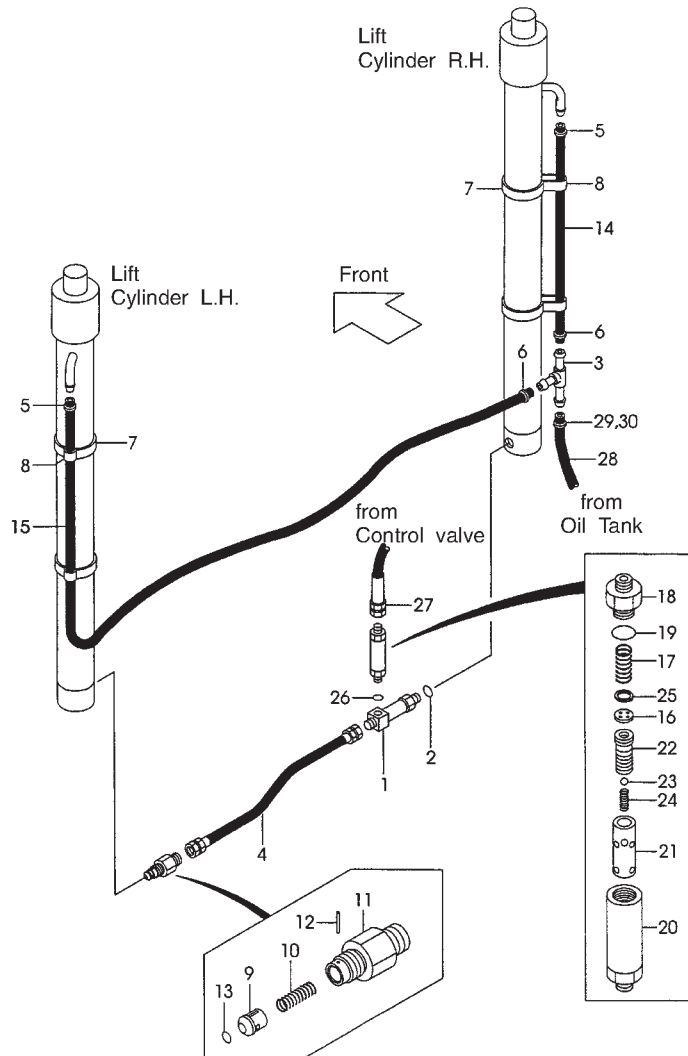
Item No.	Part No.	Description	Req'd	Remarks:Serial No.
A3	F21A8-41001	FLOW REGURATOR-ASSY	1	INC.16-25
16	NO PART NO.	PLATE	1	
17	F21A8-43101 §	SPRING	1	
18	NO PART NO.	NIPPLE	1	
19	S3320-00280 §	O-RING	1	
20	NO PART NO.	CASE	1	
21	NO PART NO. §	SLEEVE	1	
22	NO PART NO. §	PISTON	1	
23	F21A8-42951 §	BALL, NYLON	1	
24	F21A8-44151	SPRING	1	
25	S2110-00018	RING, SNAP	1	
26	S3320-00180	O-RING	1	
27	F21A8-02102	HOSE	1	
28	S3678-40110	HOSE	1	
29	S4911-00018	CLIP	1	
30	S4914-00016	CLIP	1	

Fig.65 MAST PIPING [VM21A]



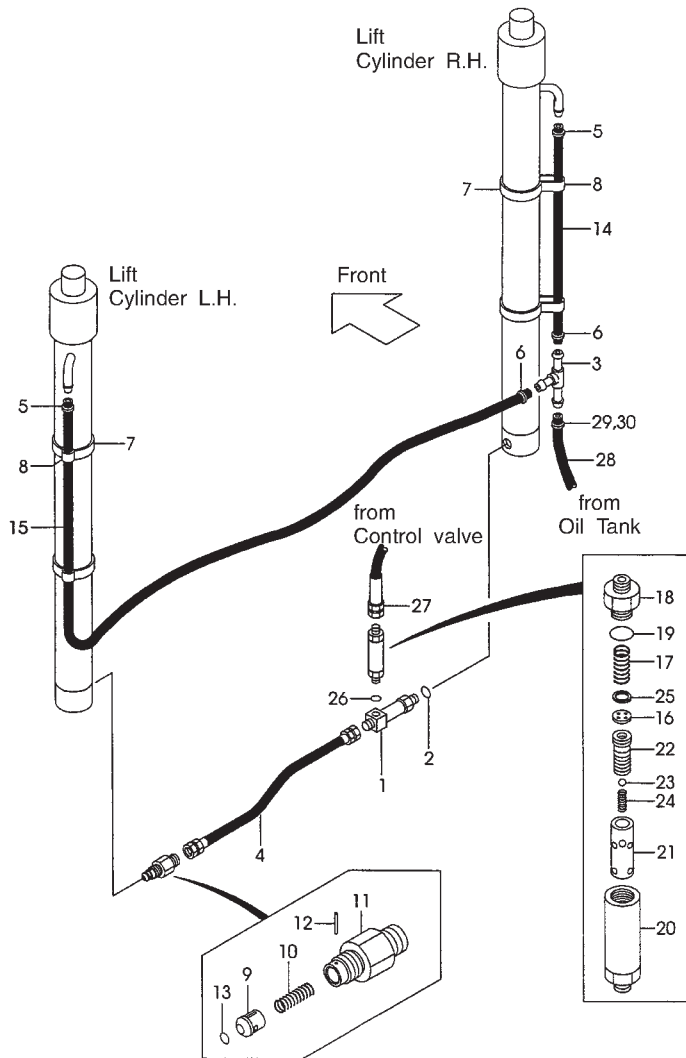
Item No.	Part No.	Description	Req'd	Remarks:Serial No.
-	S3628-40135	HOSE, RH VM350	1	
-	S3628-40145	HOSE, RH VM366	1	
-	S3628-40145	HOSE, RH VM370	1	
-	S3628-40145	HOSE, RH VM375	1	
-	S3628-40165	HOSE, RH VM400	1	
-	S3628-40175	HOSE, RH VM425	1	
-	S3628-40190	HOSE, RH VM450	1	
-	S3628-40200	HOSE, RH VM475	1	
-	S3628-40215	HOSE, RH VM500	1	
-	S3628-40245	HOSE, RH VM550	1	
-	S3628-40270	HOSE, RH VM600	1	

Fig.66 MAST PIPING [VM31A]



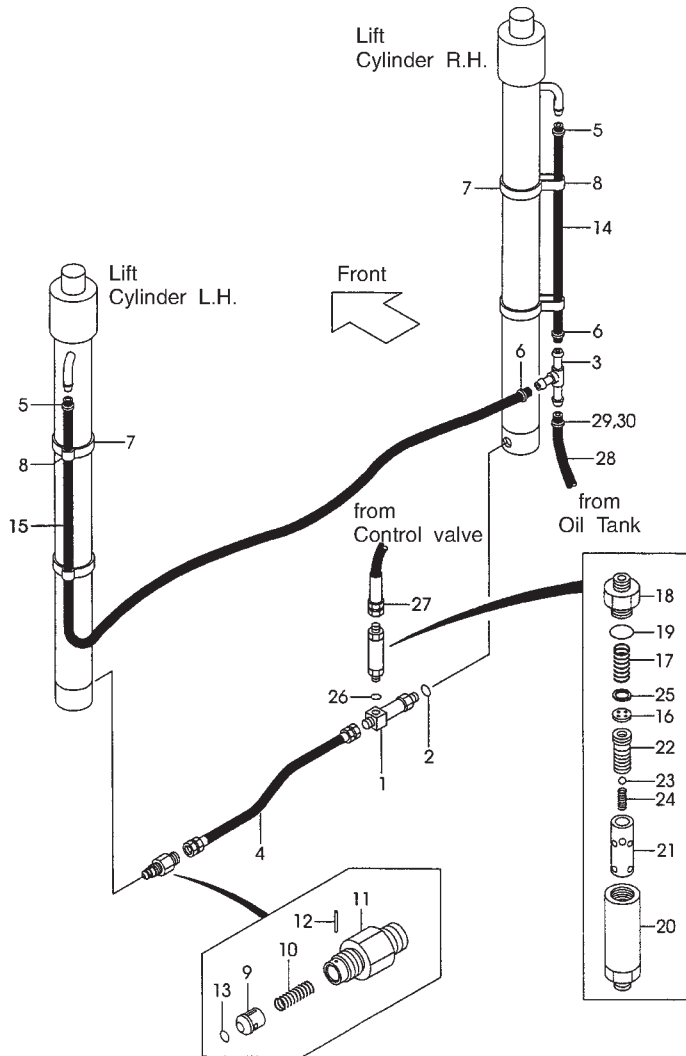
Item No.	Part No.	Description	Req'd	Remarks:Serial No.
A1	F31A8-41101	THREE-WAY	1	INC. 1, 2
1	F31A8-43051 §	THREE-WAY	1	
2	S3320-00140	O-RING	1	
3	F21A8-22111	THREE-WAY	1	
4	F31A8-02201	HOSE	1	
5	S4911-00018	CLIP	2	
6	S4911-00018	CLIP	2	
7	S4913-21380	BAND	4	
8	F31A8-47401	BAND, HOSE	4	
A2	F31A8-40701	VALVE-ASSY, CUT	1	INC. 9-13
9	F31A8-42601	PISTON	1	
10	F31A8-42611	SPRING	1	
11	F31A8-42621	NIPPLE	1	
12	S2270-01014	PIN	1	
13	S3320-00140	O-RING	1	
14	S3678-40060	HOSE VM200	1	
-	S3678-40070	HOSE VM225	1	
-	S3678-40085	HOSE VM250	1	
-	S3678-40095	HOSE	1	[VM270][VM275]
-	S3678-40110	HOSE VM300	1	
-	S3678-40120	HOSE VM325	1	
-	S3678-40125	HOSE VM330	1	
-	S3678-40135	HOSE VM350	1	

Fig.66 MAST PIPING [VM31A]



Item No.	Part No.	Description	Req'd	Remarks:Serial No.
-	S3678-40145	HOSE	1	[VM366-375]
-	S3678-40165	HOSE VM400	1	
-	S3678-40175	HOSE VM425	1	
-	S3678-40190	HOSE VM450	1	
-	S3678-40200	HOSE VM475	1	
-	S3678-40215	HOSE VM500	1	
-	S3678-40245	HOSE VM550	1	
-	S3678-40270	HOSE VM600	1	
15	S3678-40125	HOSE VM200	1	
-	S3678-40145	HOSE VM225	1	
-	S3678-40150	HOSE VM250	1	
-	S3678-40160	HOSE	1	[VM270][VM275]
-	S3678-40170	HOSE VM300	1	
-	S3678-40185	HOSE VM325	1	
-	S3678-40190	HOSE VM330	1	
-	S3678-40200	HOSE VM350	1	
-	S3678-40210	HOSE	1	[VM366-375]
-	S3678-40230	HOSE VM400	1	
-	S3678-40240	HOSE VM425	1	
-	S3678-40255	HOSE VM450	1	
-	S3678-40265	HOSE VM475	1	
-	S3678-40280	HOSE VM500	1	
-	S3678-40310	HOSE VM550	1	
-	S3678-40335	HOSE VM600	1	

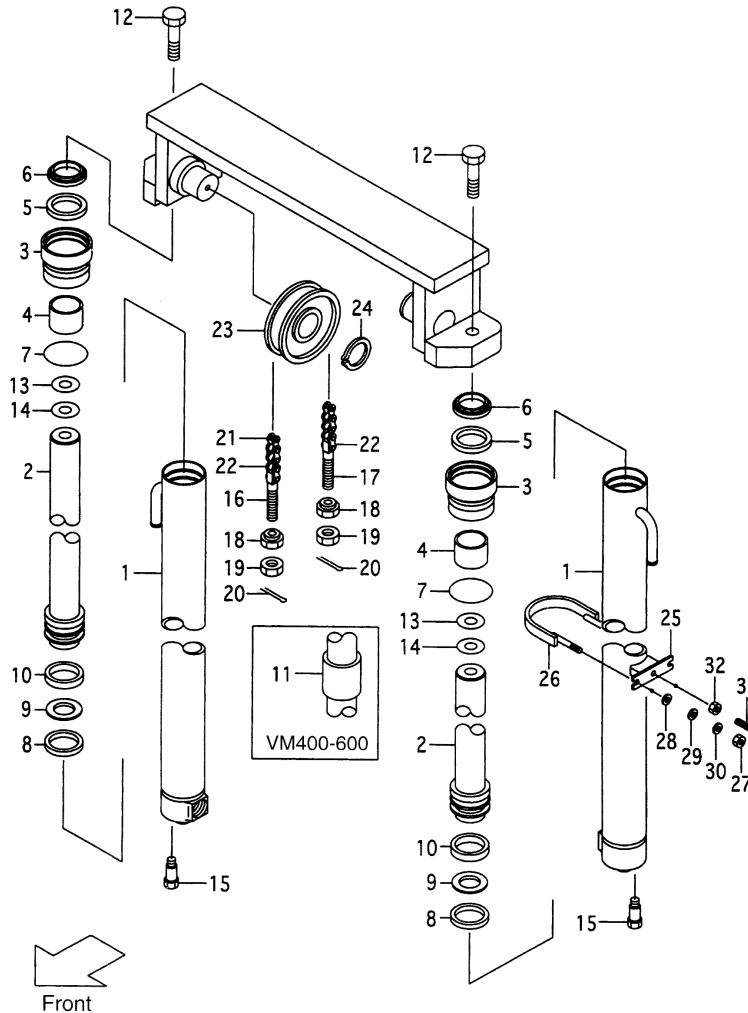
Fig.66 MAST PIPING [VM31A]



Item No.	Part No.	Description	Req'd	Remarks:Serial No.
A3	F31A8-41001	REGULATOR	1	
16	NO PART NO.	PLATE	1	
17	F21A8-43101	SPRING	1	
18	NO PART NO. §	NIPPLE	1	
19	S3320-00280	O-RING	1	
20	NO PART NO. §	CASE	1	
21	NO PART NO.	SLEEVE	1	
22	NO PART NO. §	PISTON	1	
23	F21A8-42951 §	BALL, NYLON	1	
24	F21A8-44151 §	SPRING	1	
25	S2110-00018	RING, SNAP	1	
26	S3320-00180	O-RING	1	
27	F31A8-02102	HOSE	1	
28	S3678-40110	HOSE	1	
29	S4911-00028	CLIP	1	
-	S4914-00016	CLIP	1	

Fig.67

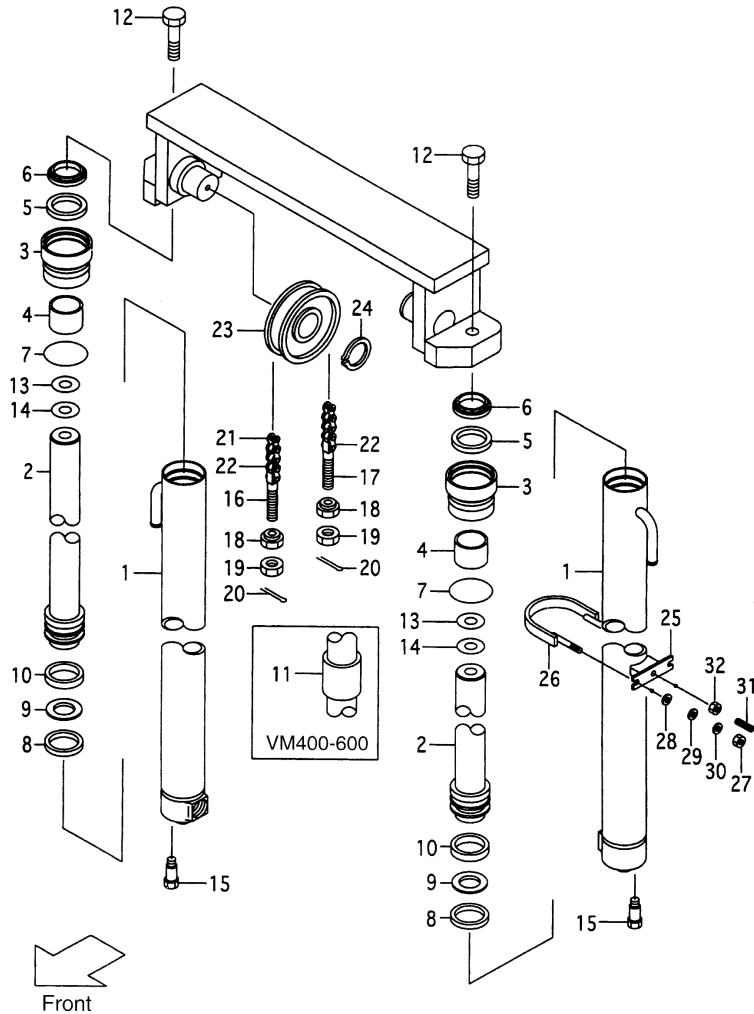
Fig.67 LIFT CYLINDER [VM11E]



Item No.	Part No.	Description	Req'd	Remarks:Serial No.
A	B11E8-40001	LIFT CYLINDER ASSY (STD)H=VM300(INC.1-12)	2	See OP.Parts
1	B11E8-40201	TUBE(STD)H=VM300	2	See OP.Parts
2	B11E8-40401	PISTON ROD(STD)H=VM300	2	See OP.Parts
3	B11E8-42601	CAP	2	
4	B11E8-42621	BUSHING	2	
5	B11E8-42641	PACKING	2	
6	B11E8-42651	SEAL	2	
7	B11E8-42631	O-RING	2	
8	B11E0-53311	PACKING	2	
9	B21E0-52861	RING	2	
10	B21E0-5332	WEARING	2	
11	B11E8-42661	SPACER	1	VM400-500=1
-	B11E0-53901	SPACER	1	VM500,600=2
12	S1103-14045	BOLT	2	
13	F21A8-22011	SHIM T=0.2	AR	
14	F21A8-22071	SHIM T=0.5	AR	
15	B11E8-47151	BOT	2	
16	B11E8-42501	PIN	2	
17	B11E8-42511	PIN	2	
18	B11E8-41181	NUT	4	
19	S1400-00014	NUT	4	
20	S2200-03030	PIN, cotter	4	
21	S0534-40131	LEAF CHAIN(STD) H=VM300	2	See OP.Parts
22	B11E8-42031	SEAVE	2	
23	B11E8-42031	SEAVE	2	
24	S2100-00035	SNAP RING	2	
25	B11E8-46031	SUPPORT	2	
26	B11E0-63151	U-BOLT	2	

Fig.67

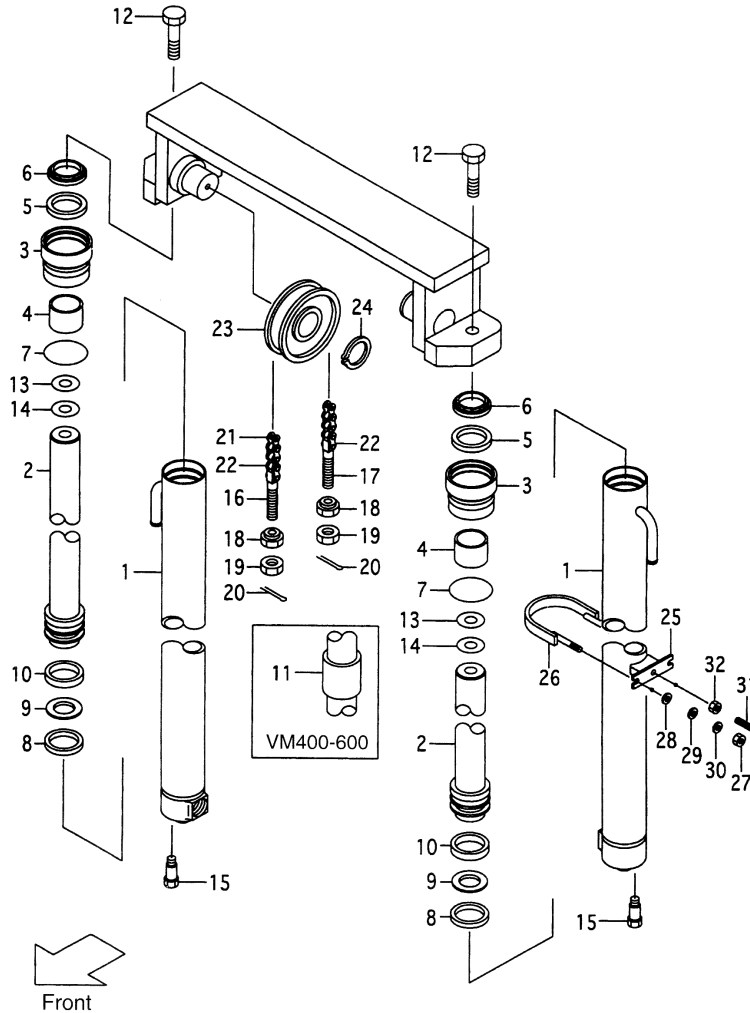
Fig.67 LIFT CYLINDER [VM11E]



Item No.	Part No.	Description	Req'd	Remarks:Serial No.
27	B11E8-46001	NUT	4	
29	S2000-00008	WASHER	4	
30	S2010-00008	WASHER	4	
31	S1106-12035	PLUG	2	
32	F31A8-43571	NUT	2	

Fig.67 LIFT CYLINDER [VM11E]

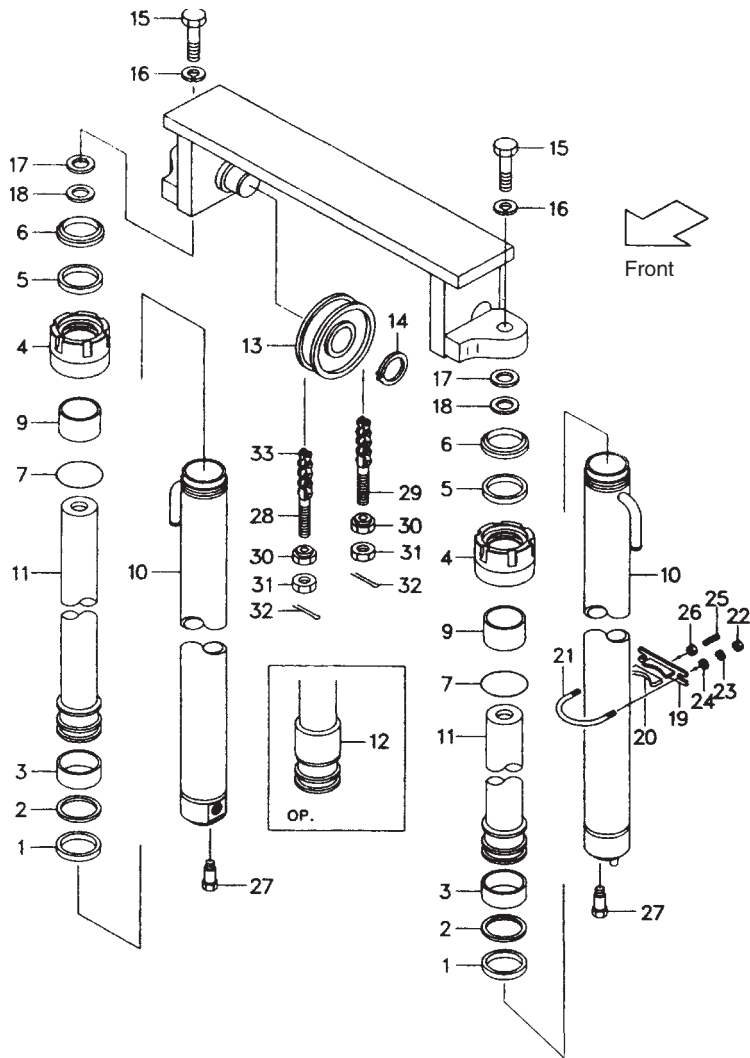
<OPITONAL PARTS>



ITEM NO.	A	1	2	21
LIFT HEIGHT	TUBE	TUBE	PISTON ROD	LEAF CHAIN
VM200	B11E8-40012	B11E8-40211	B11E8-40411	S0534-45831
VM225	B11E8-40022	B11E8-40221	B11E8-40421	S0534-45911
VM250	B11E8-40032	B11E8-40231	B11E8-40431	S0534-45991
VM270	B11E8-40042	B11E8-40241	B11E8-4044	S0534-46051
VM275	B11E8-40052	B11E8-40251	B11E8-40451	S0534-46071
VM300	(STD)	(STD)	(STD)	(STD)
VM325	B11E8-40062	B11E8-40261	B11E8-40461	S0534-46211
VM330	B11E8-40072	B11E8-40271	B11E8-40471	S0534-46231
VM350	B11E8-40082	B11E8-40281	B11E8-4041	S0534-46291
VM366	B11E8-40092	B11E8-40291	B11E8-40491	S0534-46351
VM370	B11E8-40102	B11E8-40301	B11E8-40501	S0534-46361
VM375	B11E8-40112	B11E8-40311	B11E8-40511	S0534-46371
VM400	B11E8-40122	B11E8-40321	B11E8-40521	S0534-46491
VM425	B11E8-40132	B11E8-40331	B11E8-40531	S0534-46571
VM450	B11E8-40142	B11E8-40341	B11E8-40541	S0534-46651
VM475	B11E8-40152	B11E8-40351	B11E8-40551	S0534-46731
VM500	B11E8-40162	B11E8-40361	B11E8-40561	S0534-46811
VM550	B11E8-40172	B11E8-40371	B11E8-40571	S0534-46991
VM600	B11E8-40182	B11E8-40381	B11E8-40581	S0534-47151

Fig.68

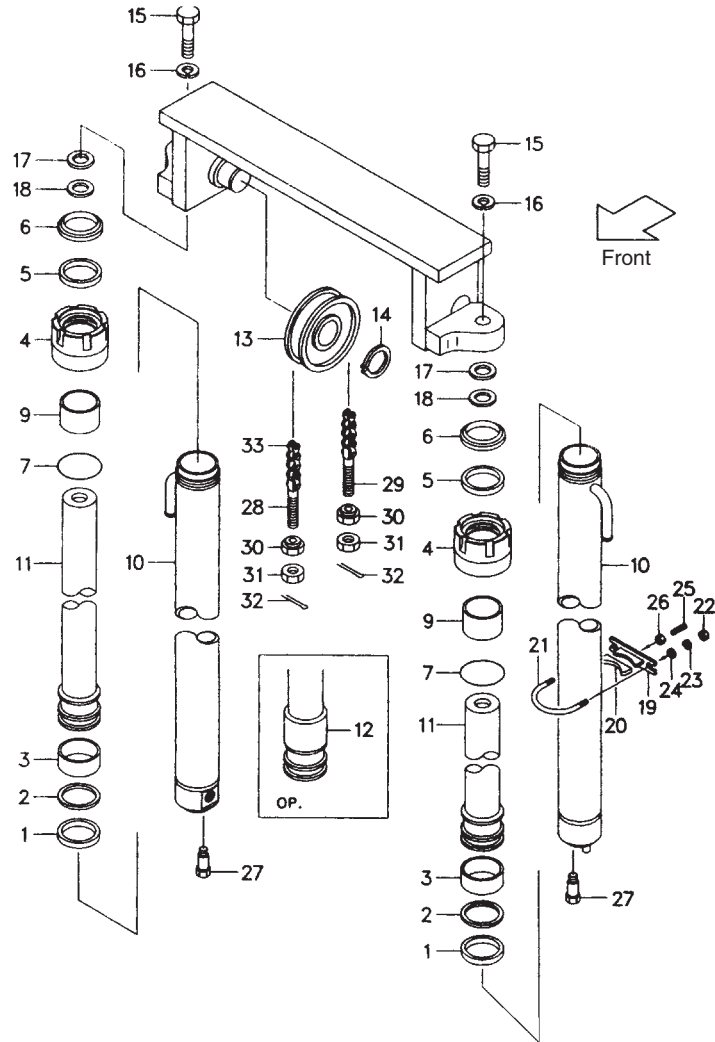
Fig.68 LIFT CYLINDER [VM21A]



Item No.	Part No.	Description	Req'd	Remarks:Serial No.
A	F21A8-40001	LIFT CYLINDER ASS'Y (STD) H=VM300(inc.1~12)	2	See OP. Parts
1	S21A8-43521	PACKING	2	
2	S21A8-43531	RING	2	
3	S21A8-43141 ※	WEARING	2	
4	S21A8-42601	CAP	2	
5	S21A8-42721 ※	PACKING	2	
6	S21A8-46001 ※	SEAL	2	
7	S21A8-42631 ※	O-RING	2	
9	S21A8-42621	RUSHING	2	
10	S77N8-40201	TUBE (STD) H=VM300	2	See OP. Parts
11	S14A8-40801	PISTON ROD(STD)H=VM300	2	See OP. Parts
12	S31A8-43561	SPACER	→	VM400~500=1 VM550, 600=2
13	F31A8-43501	SEAVE	2	
14	S2100-00040	SNAP RING	2	
15	S1103-14040	BOLT	2	
16	S2011-00014	WASHER	2	
17	F21A8-22011	SHIM t=0.2	AR	
18	F21A8-22071	SHIM t=0.5	AR	
F	F31A8-42171	SUPPORT ASS'Y (Inc. 19, 20)	2	

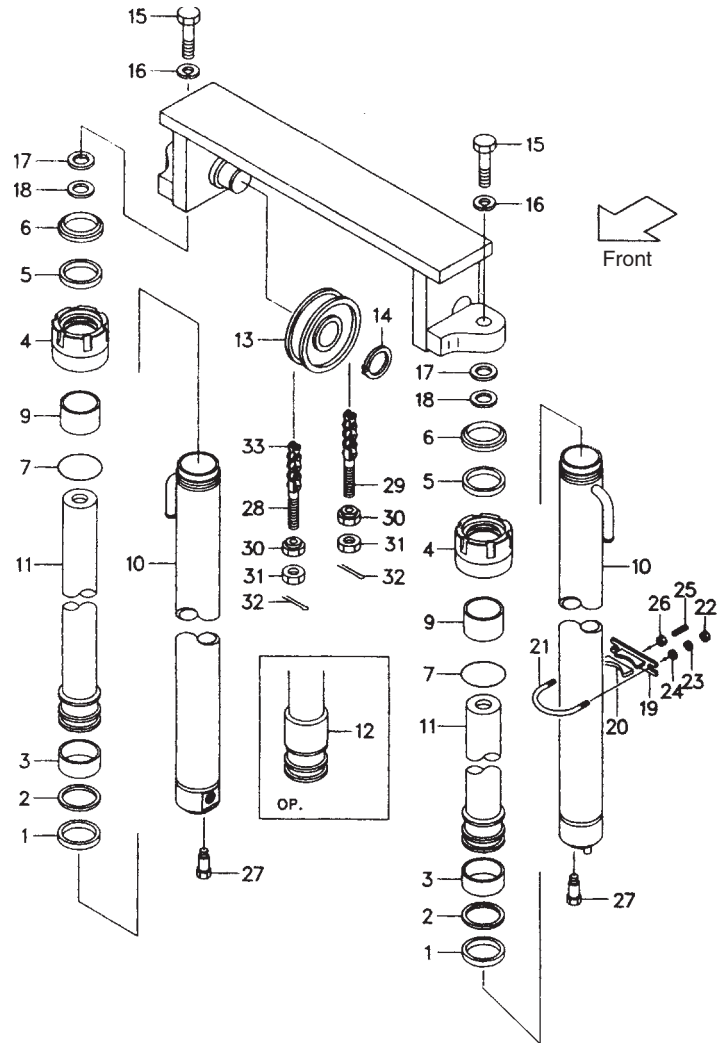
Fig.68

LIFT CYLINDER [VM21A]



Item No.	Part No.	Description	Req'd	Remarks:Serial No.
19	F31A8-42181	SUPPORT	2	
20	F31A8-42411	RUBBER	2	
21	F31A8-42551	U-BOLT	2	
22	F31A8-44561	NUT	4	
23	S2010-20010	WASHER	4	
24	S2000-20010	WASHER	4	
25	F31A8-42241	PLUG	2	
26	F31A8-44571	NUT	2	
27	F31A8-42581	BOLT	2	
28	F21A8-45001	PIN	2	
29	F21A8-45011	PIN	2	
30	F31A8-44581	NUT	4	
31	S1400-00018	NUT	4	
32	S2200-03030	PIN, cotter	4	
33	S0634-45971	LEAF CHAIN(STD)H=VM300	2	See OP. Parts

Fig.68 LIFT CYLINDER [VM21A]

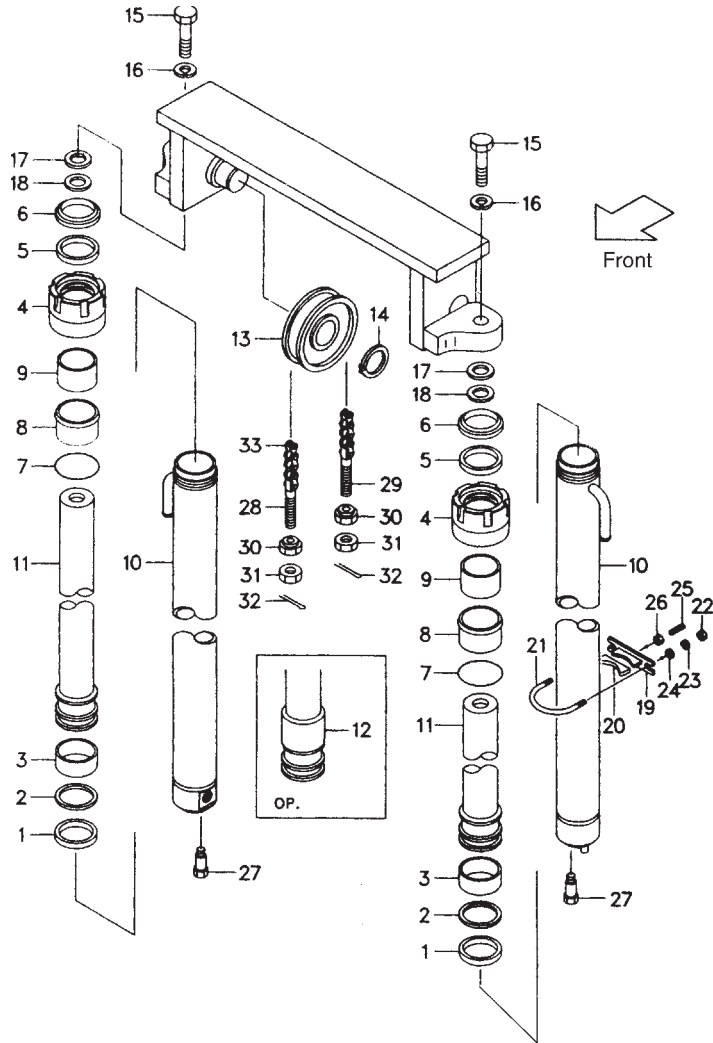


<Optional Parts>

Item No.	A	10	11	33
Lift Height	LIFT CYLINDER ASS'Y	TUBE	PISTON ROD	LEAF CHAIN
VM200	F21A8-40011	S77N8-40211	S14A8-40811	S0634-45711
VM225	F21A8-40021	S77N8-40221	S14A8-40821	S0634-45771
VM250	F21A8-40031	S77N8-40231	S14A8-40831	S0634-45831
VM270	F21A8-40041	S77N8-40241	S14A8-40841	S0634-45891
VM275	F21A840051	S77N8-40251	S14A8-40851	S0634-45911
VM300	(STD)	(STD)	(STD)	(STD)
VM325	F21A8-40061	S77N8-40261	S14A8-40861	S0634-46031
VM330	F21A8-40071	S77N8-40271	S14A8-40871	S0634-46051
VM350	F21A8-40081	S77N8-40281	S14A8-40881	S0634-46091
VM366	F21A8-40091	S77N8-40291	S14A8-40891	S0634-46151
VM370	F21A8-40101	S77N8-40301	S14A8-40901	S0634-46151
VM375	F21A8-40111	S77N8-40311	S14A8-40911	S0634-46171
VM400	F21A8-40121	S77N8-40321	S14A8-40921	S0634-46251
VM425	F21A8-40131	S77N8-40331	S14A8-40931	S0634-46331
VM450	F21A8-40141	S77N8-40341	S14A8-40941	S0634-46391
VM475	F21A8-40151	S77N8-40351	S14A8-40951	S0634-46451
VM500	F21A8-40161	S77N8-40361	S14A8-40961	S0634-46511
VM550	F21A8-40171	S77N8-40371	S14A8-40971	S0634-46671
VM600	F21A8-40181	S77N8-40381	S14A8-40981	S0634-46811

Fig.69

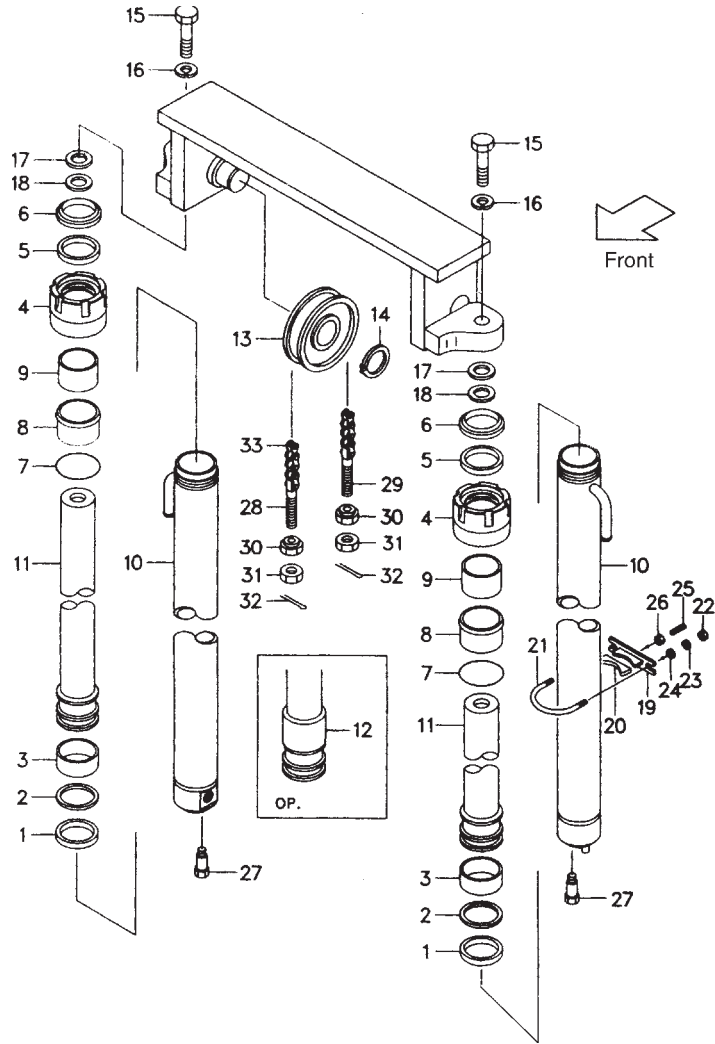
Fig.69 LIFT CYLINDER [VM31A]



Item No.	Part No.	Description	Req'd	Remarks:Serial No.
A	F31A8-40001	LIFT CYLINDER ASS'Y (STD) H=VM300(Inc.1~12)	2	See OP. Parts
1	S31A8-42411	※ PACKING	2	
2	S31A8-42291	※ RING	2	
3	S31A8-42421	※ WEARING	2	
4	F31A8-42501	CAP	2	
5	S31A8-42721	※ PACKING	2	
6	S31A8-46001	※ SEAL	2	
7	S31A8-42581	※ O-RING	2	
8	F31A8-42511	SLEEVE	2	
9	S31A8-42561	BUSHING	2	
10	S34F8-40201	TUBE(STD) H=VM300	2	See OP. Parts
11	S14J8-40801	PISTON ROD(STD) H=VM300	2	See OP. Parts
12	F31A8-43501	SPACER	→	VM400~500=1 VM550, 600=2
13	F31A8-43501	SEAVE	2	
14	S2100-00040	SNAP RING	2	
15	S1103-14040	BOLT	2	
16	S2011-00014	WASHER	2	
17	F21A8-22011	SHIM t=0.2	AR	
18	F21A8-22071	SHIM t=0.5	AR	
F	F31A8-42171	SUPPORT ASS'Y(Inc.19, 20)	2	
19	F31A8-42181	SUPPORT	2	
20	F31A8-42411	RUBBER	2	
21	F31A8-42551	U-BOLT	2	
22	F31A8-44561	NUT	4	

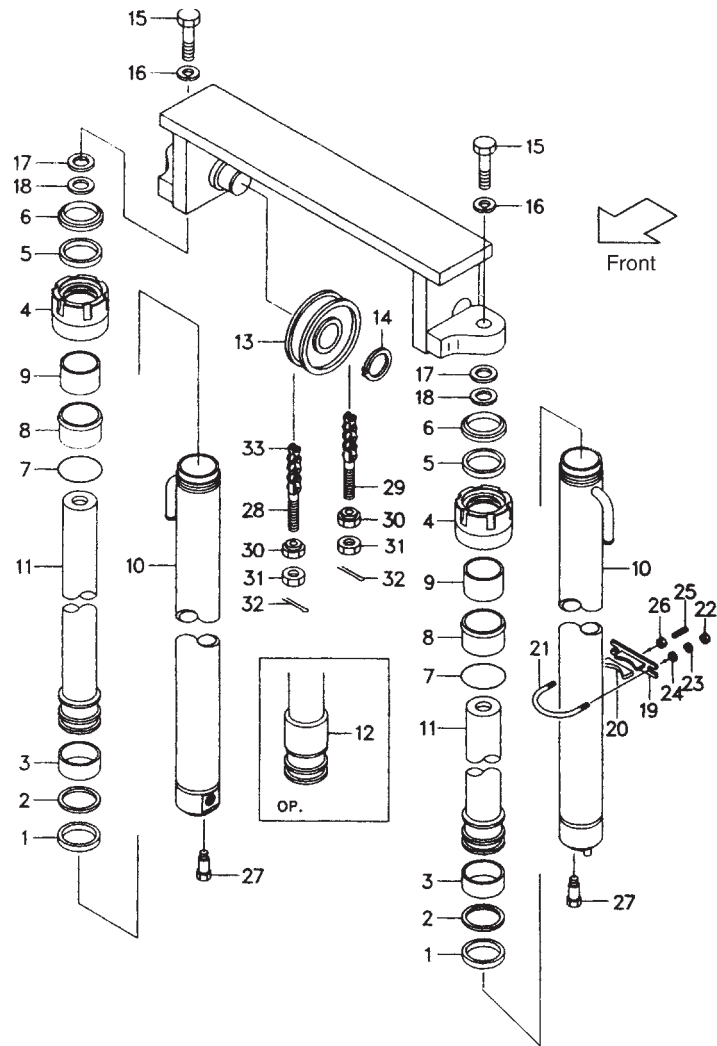
Fig.69

Fig.69 LIFT CYLINDER [VM31A]



Item No.	Part No.	Description	Req'd	Remarks:Serial No.
23	S2010-20010	WASHER	4	
24	S2000-20010	WASHER	4	
25	F31A8-42241	PLUG	2	
26	F31A8-44571	NUT	2	
27	F31A8-42581	BOLT	2	
28	F31A8-45001	PIN	2	
29	F31A8-45011	PIN	2	
30	F31A8-44581	NUT	4	
31	S1400-00018	NUT	4	
32	S2200-03040	PIN, cotter	4	
33	S0823-45751	LEAF CHAIN(STD) H=VM300	2	See OP. Parts

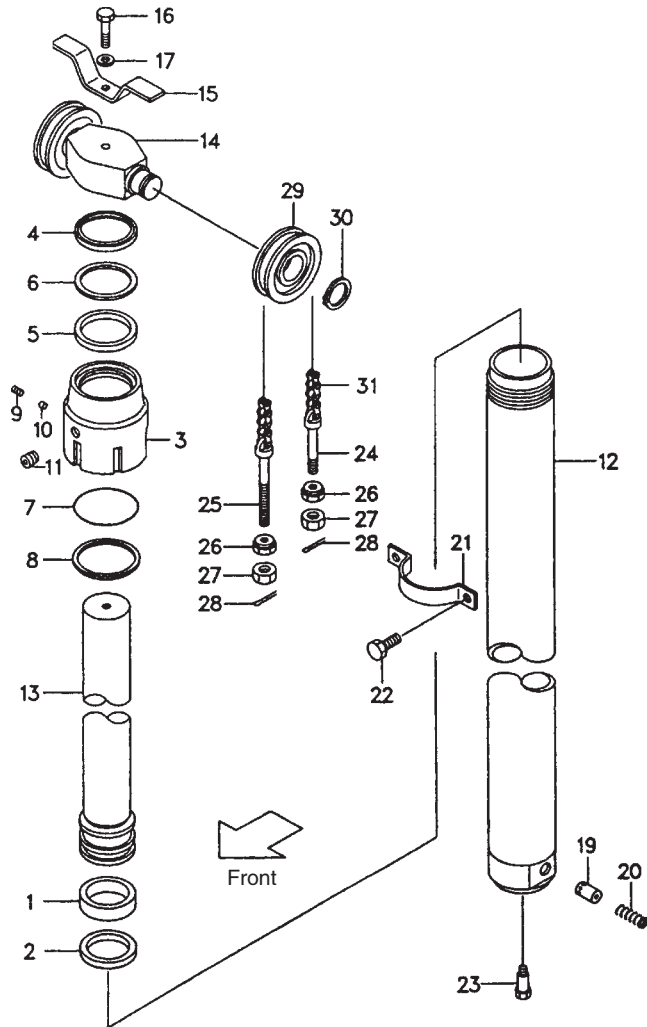
Fig.69 LIFT CYLINDER [VM31A]



<Optional Parts>

Item No.	A	10	11	33
Lift Height	LIFT CYLINDER ASS'Y	TUBE	PISTON ROD	LEAF CHAIN
VM200	F31A8-40011	S34F8-40211	S14J8-40811	S0823-45551
VM225	F31A8-40021	S34F8-40221	S14J8-40821	S0823-45591
VM250	F31A8-40031	S34F8-40231	S14J8-40831	S0823-45651
VM270	F31A8-40041	S34F8-40241	S14J8-40841	S0823-45691
VM275	F31A8-40051	S34F8-40251	S14J8-40851	S0823-45691
VM300	(STD)	(STD)	(STD)	(STD)
VM325	F31A8-40061	S34F8-40261	S14J8-40861	S0823-45791
VM330	F31A8-40071	S34F8-40271	S14J8-40871	S0823-45811
VM350	F31A8-40081	S34F8-40281	S14J8-40881	S0823-45851
VM366	F31A8-40091	S34F8-40291	S14J8-40891	S0823-45871
VM370	F31A8-40101	S34F8-40301	S14J8-40901	S0823-45891
VM375	F31A8-40111	S34F8-40311	S14J8-40911	S0823-45891
VM400	F31A8-40121	S34F8-40321	S14J8-40921	S0823-45971
VM425	F31A8-40131	S34F8-40331	S14J8-40931	S0823-46011
VM450	F31A8-40141	S34F8-40341	S14J8-40941	S0823-46071
VM475	F31A8-40151	S34F8-40351	S14J8-40951	S0823-46111
VM500	F31A8-40161	S34F8-40361	S14J8-40961	S0823-46151
VM550	F31A8-40171	S34F8-40371	S14J8-40971	S0823-46271
VM600	F31F8-40181	S34F8-40381	S14J8-40981	S0823-46371

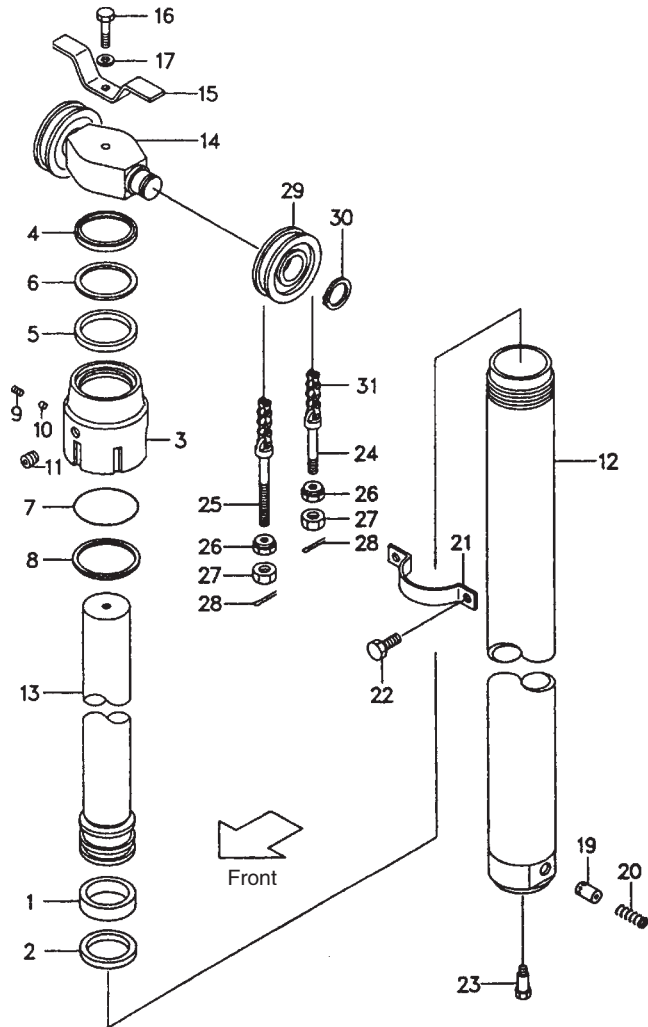
Fig.70 LIFT CYLINDER (FRONT) [VFM21A]



Item No.	Part No.	Description	Req'd	Remarks:Serial No.
A	F21A0-50101	LIFT CYLINDER ASS'Y (STD) H=VFM300 (Inc. 1-13,19,20)	1	See OP. Parts
1	S21A0-52641	WEARING	1	
2	S21A0-52011	PISTON RING	1	
B	S21A0-50901	CAP ASS'Y (Inc. 3-8) KL1	1	
3	F21A0-52103	CAP	1	
4	S21A0-53201	SEAL	1	
5	S21A0-52251	PACKING	1	
6	S21A0-52261	RING	1	
7	S3350-00950	O-RING	1	
8	S21A0-52141	RING	1	
9	F31A0-44101	PLUG	1	
10	F31A0-44111	PLUG, nylon	1	
11	F31A0-40151	PLUG, sunk	1	
12	S29F0-50301	TUBE (STD) H=VFM300	1	See OP. Parts
13	S14F0-50501	PISTON ROD (STD) H=VFM300	1	See OP. Parts
14	F31A0-82501	PISTON HEAD	1	
15	F31A0-82681	STOPPER	1	
16	S1100-16070	BOLT	1	
17	S2010-00016	WASHER	1	
19	F21A0-82101	PISTON	1	
20	F31A0-46021	SPRING	1	
21	F31A0-82651	SUPPORT	1	
22	S1184-10018	BOLT	2	
23	F31A0-82831	BOLT	1	
24	F21A8-45001	PIN	2	
25	F21A8-45011	PIN	2	

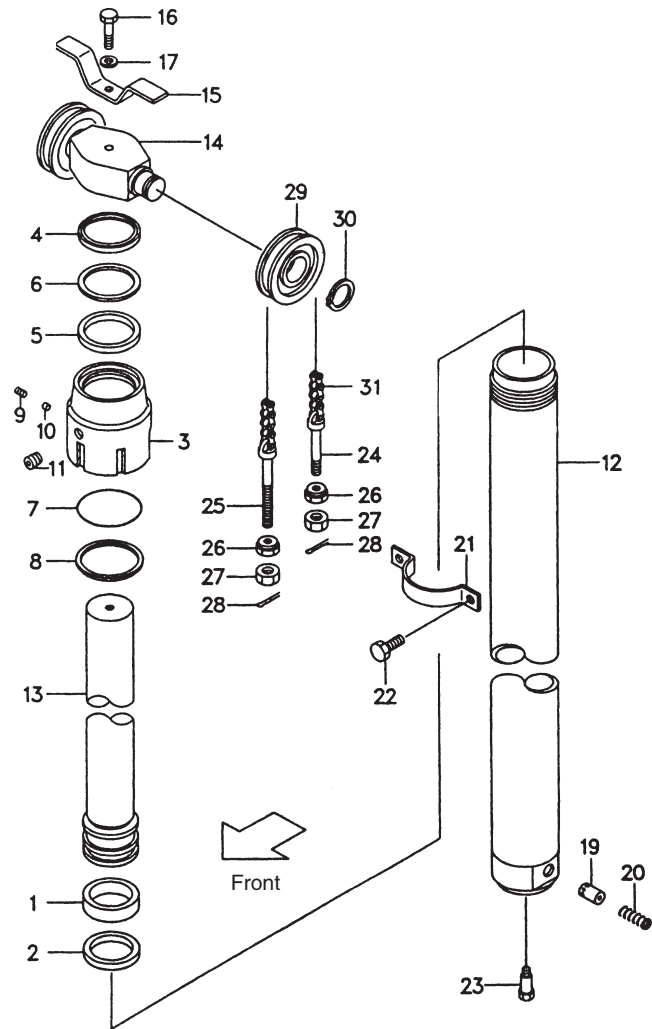
Fig.70

Fig.70 LIFT CYLINDER (FRONT) [VFM21A]



Item No.	Part No.	Description	Req'd	Remarks:Serial No.
26	F31A8-44581	NUT	4	
27	S1400-00018	NUT	4	
28	S2200-03040	PIN, cotter	4	
29	F31A8-43501	SEAVE	2	
30	S2100-00040	SNAP RING	2	
31	S0634-45811	LEAF CHAIN (STD) H=VFM300	2	See OP. Parts

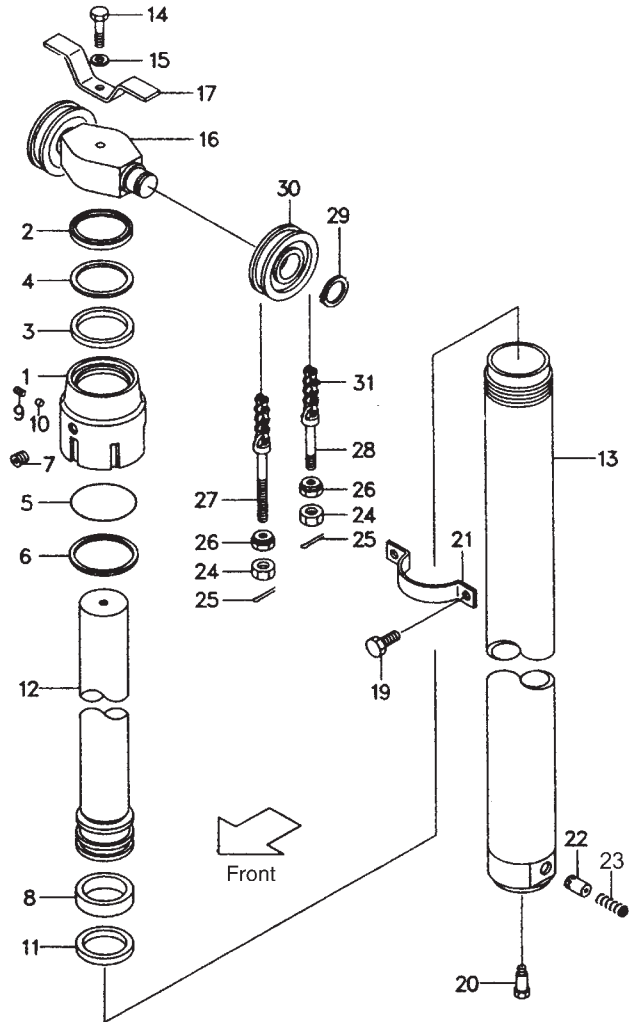
Fig.70 LIFT CYLINDER (FRONT) [VFM21A]



<Optional Parts>

Item No.	A	12	13	31
Lift Height	LIFT CYLINDER ASS'Y	TUBE	PISTON ROD	LEAF CHAIN
VFM200	F21A0-50111a	S29F0-50311	S14A0-50511	S0634-45611
VFM225	F21A0-50121a	S29F0-50321	S14A0-50521	S0634-45671
VFM250	F21A0-50131a	S29F0-50331	S14A0-50531	S0634-45711
VFM270	F21A0-50141a	S29F0-50341	S14A0-50541	S0634-45771
VFM275	F21A0-50151a	S29F0-50351	S14A0-50551	S0634-45791
VFM300	(STD)	(STD)	(STD)	(STD)
VFM325	F21A0-50161a	S29F0-50361	S14A0-50561	S0634-45891
VFM330	F21A0-50171a	S29F0-50371	S14A0-50571	S0634-45911
VFM350	F21A0-50181a	S29F0-50381	S14A0-50581	S0634-45951
VFM370	F21A0-50191a	S29F0-80261	S14A0-50601	S0634-45991
VFM375	F21A0-50211a	S29F0-50411	S14A0-50611	S0634-46011
VFM400	F21A0-50221a	S29F0-50421	S14A0-50621	S0634-46111
VFM425	F21A0-50231a	S29F0-50431	S14A0-50631	S0634-46171
VFM450	F21A0-50241a	S29F0-50441	S14A0-50641	S0634-46231
VFM475	F21A0-50251a	S29F0-50451	S14A0-50651	S0634-46311
VFM500	F21A0-50261a	S29F0-50461	S14A0-50661	S0634-46371
VFM550	F21A0-50271a	S29F0-50471	S14A0-50671	S0634-46531
VFM600	F21A0-50281a	S29F0-50481	S14A0-50681	S0634-46651

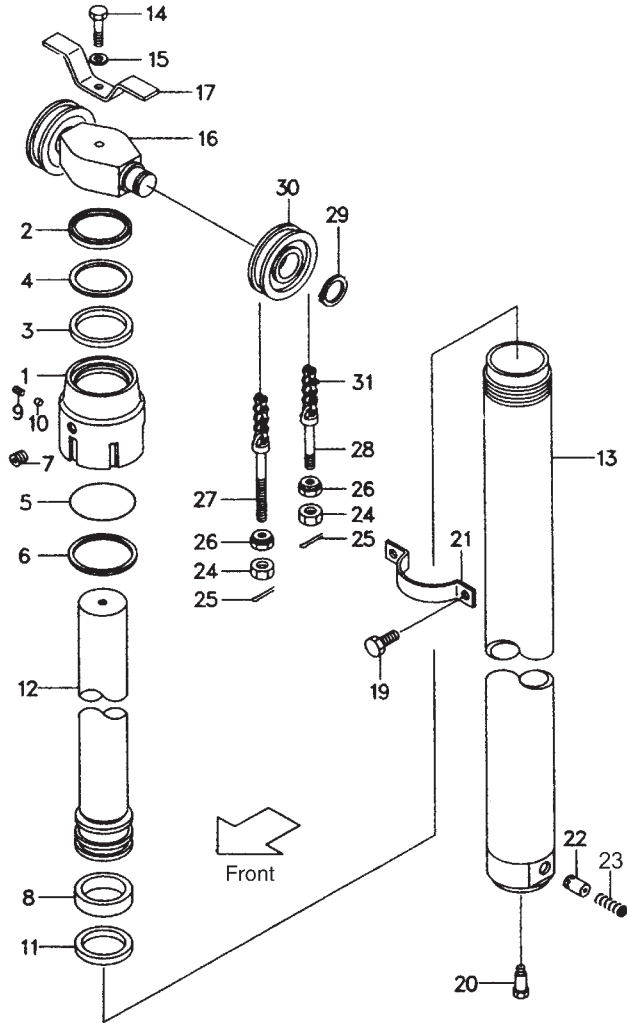
Fig.71 LIFT CYLINDER (FRONT) [VFM31A]



Item No.	Part No.	Description	Req'd	Remarks:Serial No.
A	F31A0-50101	LIFT CYLINDER ASS'Y (STD) H=VFM300 (Inc. 1-13,22,23)	1	See OP. Parts
B	S31A0-51601	CAP ASS'Y (Inc. 1-6)	1	
1	S31A0-52401	CAP	1	
2	S31A0-52721	SEAL	1	
3	S31A0-52241	PACKING	1	
4	S31A0-52251	RING	1	
5	S31A0-52291	O-RING	1	
6	S31A0-52281	RING	1	
7	F3140-40151	PLUG	1	
8	S31A0-52131	WEARING	1	
9	F31A0-44101	PLUG	1	
10	F31A0-44111	PLUG, nylon	1	
11	S31A0-52011	PISTON RING	1	
12	S14J0-50501	PISTON ROD (STD) H=VFM300	1	See OP. Parts
13	S29L0-50301	TUBE (STD) H=VFM300	1	See OP. Parts
14	S1100-16070	BOLT	1	
15	S2010-00016	WASHER	1	
16	F31A0-82501	PISTON HEAD	1	
17	F31A0-82681	STOPPER	1	
19	S1184-10018	BOLT	2	
20	F31A0-82831	BOLT	1	
21	F31A0-82651	SUPPORT	1	
22	F31A0-82551	PISTON	1	
23	F31A0-46021	SPRING	1	
24	S1400-00018	NUT	4	

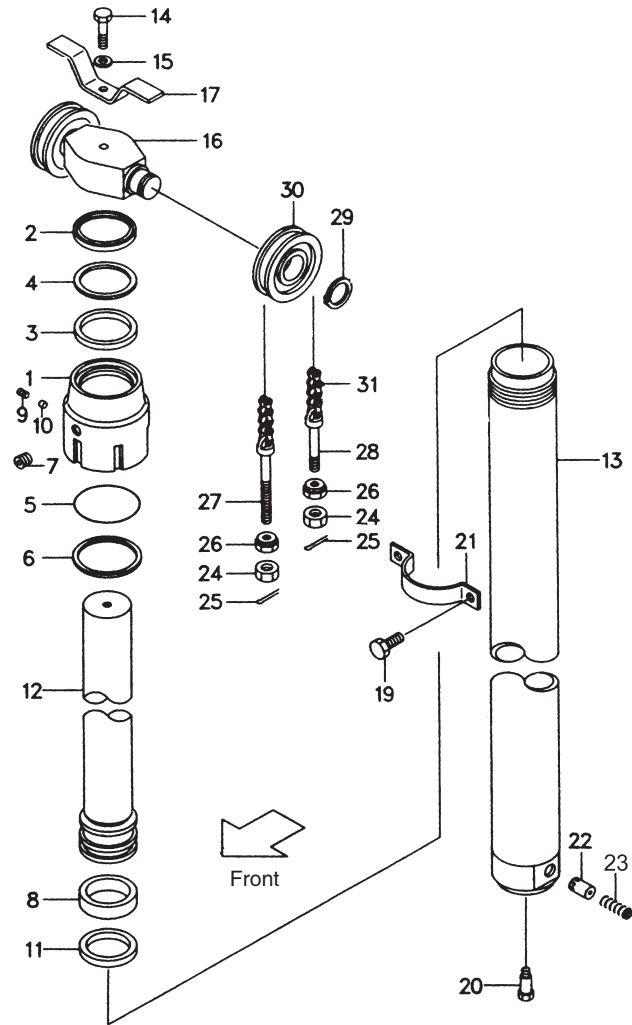
Fig.71

Fig.71 LIFT CYLINDER (FRONT) [VFM31A]



Item No.	Part No.	Description	Req'd	Remarks:Serial No.
25	S2200-03040	PIN, cotter	4	
26	F31A8-44581	NUT	4	
27	F31A8-45021	PIN	2	
28	F31A8-45011	PIN	2	
29	S2100-00040	SNAP RING	2	
30	F31A8-43501	SHEAVE	2	
31	S0823-45611	LEAF CHAIN(STD)H=VFM300	2	See OP. Parts

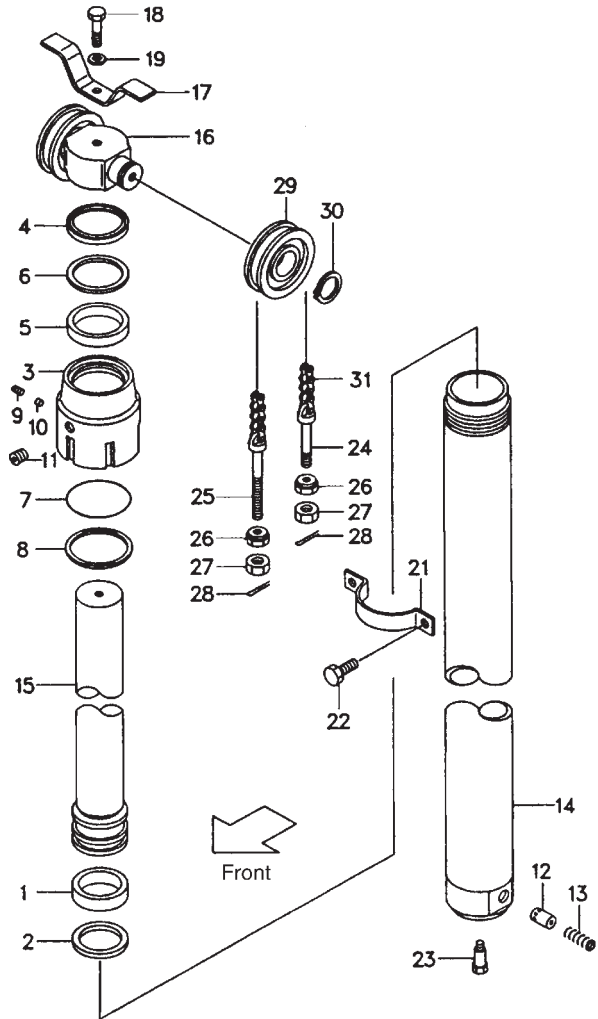
Fig.71 LIFT CYLINDER (FRONT) [VFM31A]



<Optional Parts>

Item No.	A	12	13	31
Lift Height	LIFT CYLINDER ASS'Y	TUBE	PISTON ROD	LEAF CHAIN
VFM200	F31A0-50111a	S14J0-50511	S29L0-50311	S0823-45451
VFM225	F31A0-50121a	S14J0-50521	S29L0-50321	S0823-45511
VFM250	F31A0-50131a	S14J0-50531	S29L0-50331	S0823-45531
VFM270	F31A0-50141a	S14J0-50541	S29L0-50341	S0823-45571
VFM275	F31A0-50151a	S14J0-50551	S29L0-50351	S0823-45591
VFM300	(STD)	(STD)	(STD)	(STD)
VFM325	F31A0-50161a	S14J0-50561	S29L0-50361	S0823-45651
VFM330	F31A0-50171a	S14J0-50571	S29L0-50371	S0823-45671
VFM350	F31A0-50181a	S14J0-50581	S29L0-50381	S0823-45711
VFM370	F31A0-50191a	S14J0-50601	S29L0-80261	S0823-45731
VFM375	F31A0-50511a	S14J0-50611	S29L0-50411	S0823-45751
VFM400	F31A0-50521a	S14J0-50621	S29L0-50421	S0823-45831
VFM425	F31A0-50531a	S14J0-50631	S29L0-50431	S0823-45871
VFM450	F31A0-50541a	S14J0-50641	S29L0-50441	S0823-45931
VFM475	F31A0-50551a	S14J0-50651	S29L0-50451	S0823-45971
VFM500	F31A0-50561a	S14J0-50661	S29L0-50461	S0823-46031
VFM550	F31A0-50571a	S14J0-50671	S29L0-50471	S0823-46151
VFM600	F31A0-50581a	S14J0-50681	S29L0-50481	S0823-46251

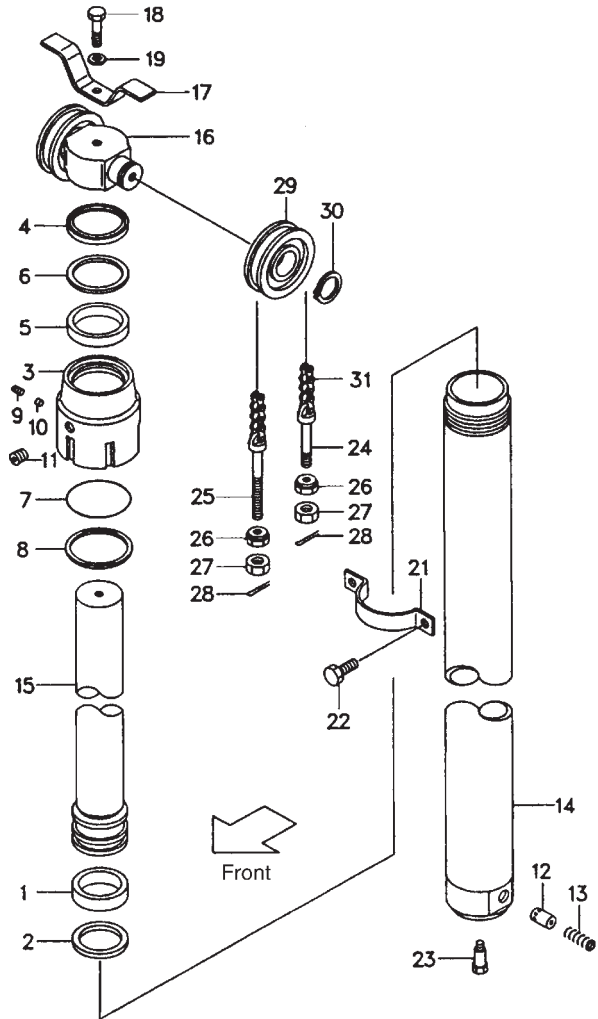
Fig.72 LIFT CYLINDER (FRONT) [VFHM21A]



Item No.	Part No.	Description	Req'd	Remarks:Serial No.
A	F21A0-80001	LIFT CYLINDER ASS'Y (STD) H=VFHM435 (Inc. 1~15)	1	
1	S21A0-52641	WEARING	1	
2	S21A0-52011	RING	1	
B	S21A0-50901	CAP ASS'Y (Inc. 3~8)	1	
3	F21A0-52103	CAP		
4	S21A0-53201	SEAL	1	
5	S21A0-52251	PACKING	1	
6	S21A0-52261	RING	1	
7	S3350-00950	O-RING	1	
8	S21A0-52141	RING	1	
9	F31A0-44101	PLUG	1	
10	F31A0-44111	PLUG, nylon	1	
11	F31A0-40151	PLUG, sunk	1	
12	F21A0-82101	PISTON	1	
13	F31A0-46021	SPRING	1	
14	S29F0-80201	TUBE (STD) H=VFHM435	1	See OP. Parts
15	S14A0-80301	PISTON ROD (STD) H=VFHM435	1	See OP. Parts
16	F31A0-82501	PISTON HEAD	1	
17	F31A0-82681	STOPPER	1	
18	S1100-16070	BOLT	1	
19	S2010-00016	WASHER	1	
21	F31A0-82651	SUPPORT	1	
22	S1184-10018	BOLT	2	
23	F31A0-82831	BOLT	1	

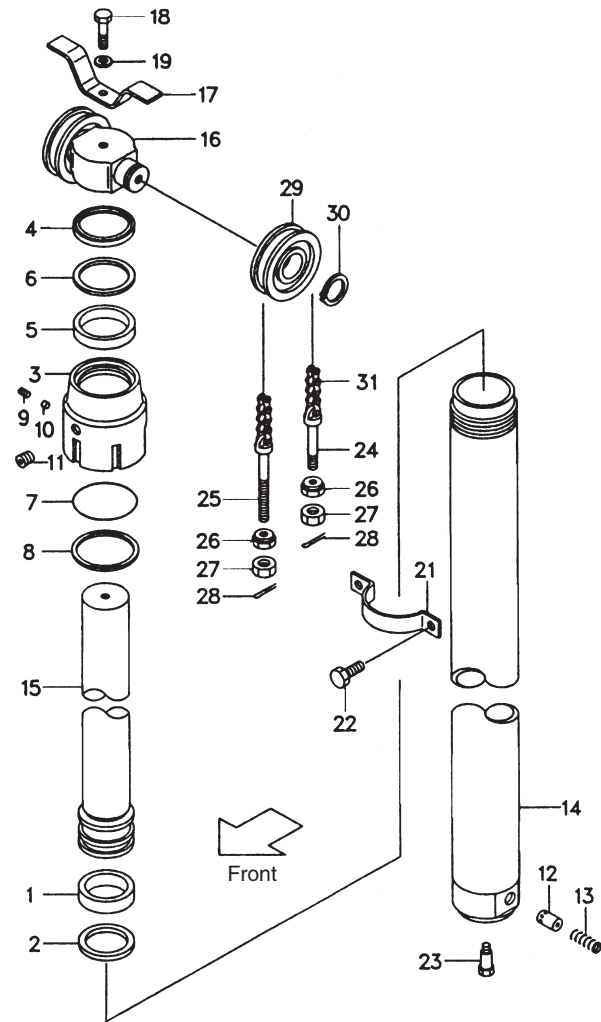
Fig.72

Fig.72 LIFT CYLINDER (FRONT) [VFHM21A]



Item No.	Part No.	Description	Req'd	Remarks:Serial No.
24	F21A8-45011	PIN	2	
25	F21A8-45001	PIN	2	
26	F31A8-44581	NUT	4	
27	S1400-00018	NUT	4	
28	S2200-03040	PIN, cotter	4	
29	F31A8-43501	SEAVE	2	
30	S2100-00040	SNAP RING	2	
31	S0634-45791	LEAF CHAIN (STD) H=VFHM435	2	See OP. Parts

Fig.72 LIFT CYLINDER (FRONT) [VFHM21A]

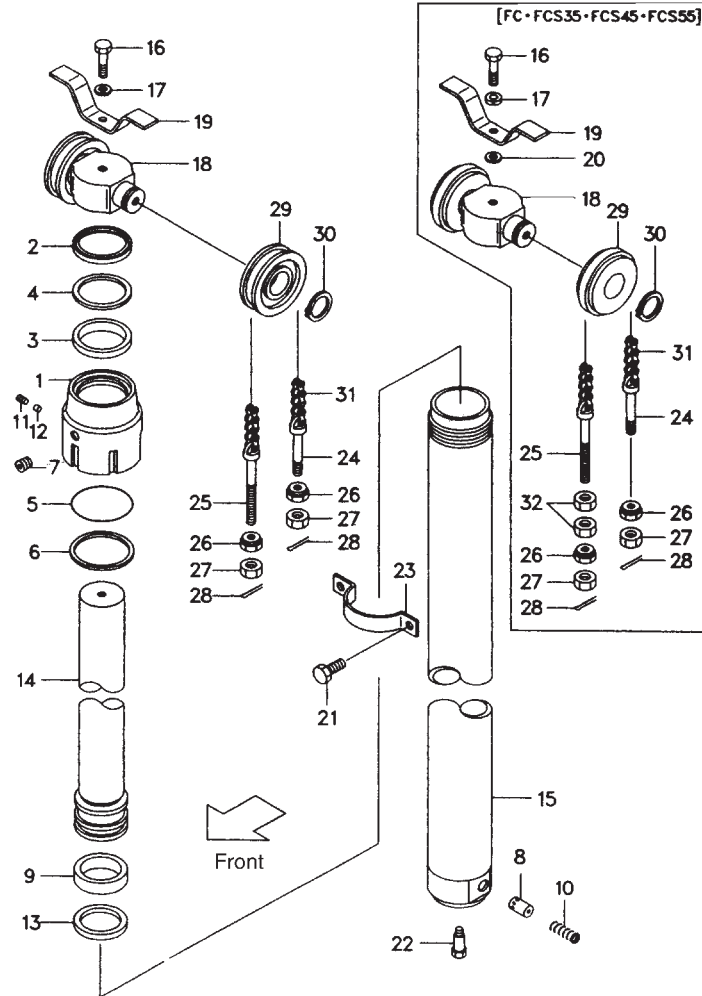


<Optional Parts>

Item No.	A	14	15	31
Lift Height	LIFT CYLINDER ASS'Y	TUBE	PISTON ROD	LEAF CHAIN
VFHM360	F21A0-80011a	S29F0-80211	S14A0-80311	S0634-45651
VFHM400	F21A0-80021a	S29F0-80221	S14A0-80321	S0634-45711
VFHM435	(STD)	(STD)	(STD)	(STD)
VFHM480	F21A0-80031a	S29F0-80231	S14A0-80331	S0634-45871
VFHM500	F21A0-80041a	S29F0-80241	S14A0-80341	S0634-45911
VFHM540	F21A0-80051a	S29F0-80251	S14A0-80351	S0634-45971
VFHM550	F21A0-80061a	S29F0-80261	S14A0-80361	S0634-45991
VFHM600	F21A0-80071a	S29F0-80271	S14A0-80371	S0634-46091
VFHM650	F21A0-80081a	S29F0-80281	S14A0-80381	S0634-46211
VFHM700	F21A0-80091a	S29F0-80291	S14A0-80391	S0634-46331
VFHM750	F21A0-80101a	S29F0-80301	S14A0-80401	S0634-46411

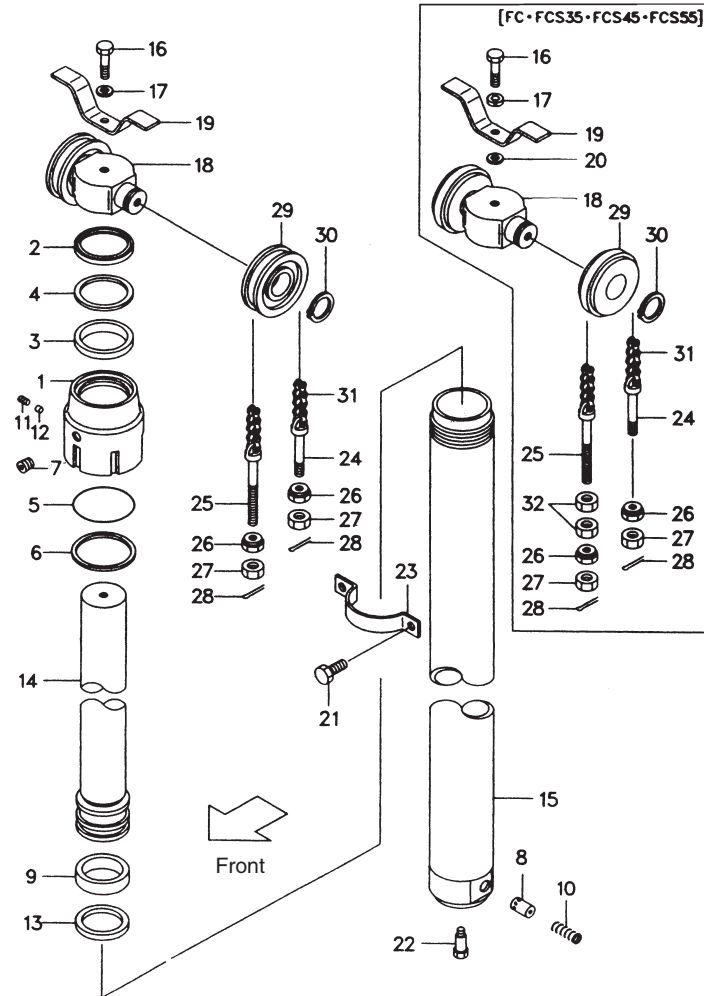
Fig.73

Fig.73 LIFT CYLINDER (FRONT) [VFHM31A]



Item No.	Part No.	Description	Req'd	Remarks:Serial No.
A	F31A0-80001	LIFT CYLINDER ASS'Y (STD) H=VFHM435 (Inc. 1~15)	1	See OP. Parts
B	S31A0-51601	CAP ASS'Y (Inc. 1-6)	1	
1	S31A0-52401	CAP	1	
2	S31A0-52721	SEAL	1	
3	S31A0-52241	PACKING	1	
4	S31A0-57751	RING	1	
5	S31A0-52291	O-RING	1	
6	S31A0-52281	RING	1	
7	F31A0-40151	PLUG, sunk	1	
8	F31A0-82551	PISTON	1	
9	S31A0-52131	WEARING	1	
10	F31A0-46021	SPRING	1	
11	F31A0-44101	PLUG	1	
12	F31A0-44111	PLUG, nylon	1	
13	S31A0-52011	RING	1	
14	S14J0-80401	PISTON ROD (STD) H=VFHM435	1	See OP. Parts
15	S29L0-80201	TUBE (STD) H=VFHM435	1	See OP. Parts
16	S1100-16070	BOLT	1	
17	S2010-00016	WASHER	1	
18	F31A0-82501	PISTON HEAD	1	
19	F31A0-82681	STOPPER	1	
21	S1184-10018	BOLT	2	
22	F31A0-82831	BOLT	1	
23	F31A0-82651	SUPPORT	1	

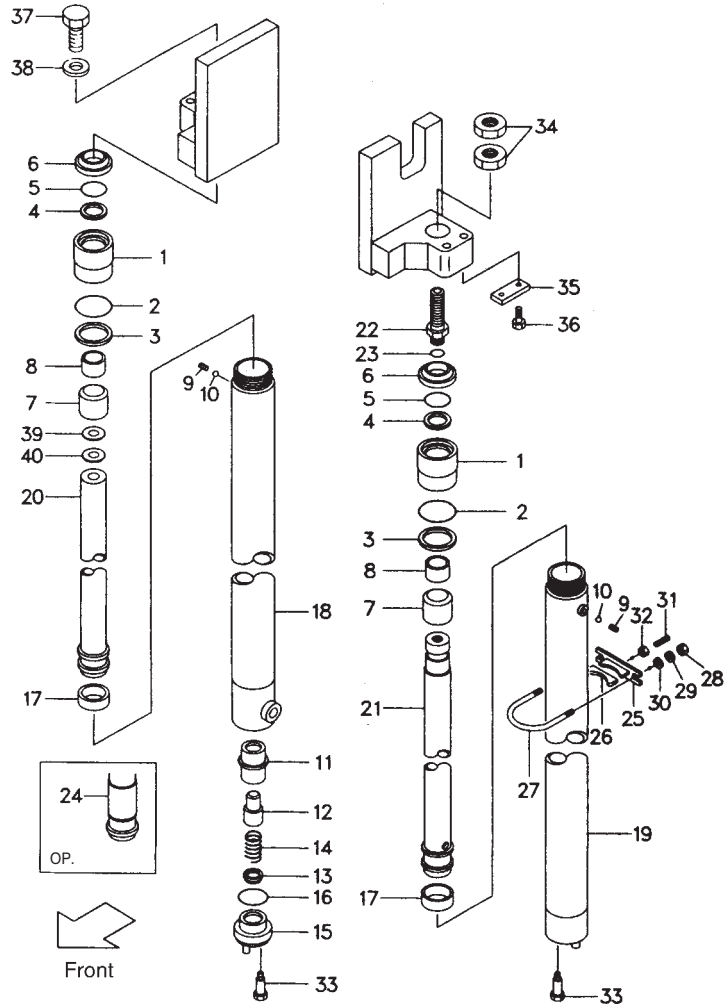
Fig.73 LIFT CYLINDER (FRONT) [VFHM31A]



<Optional Parts>

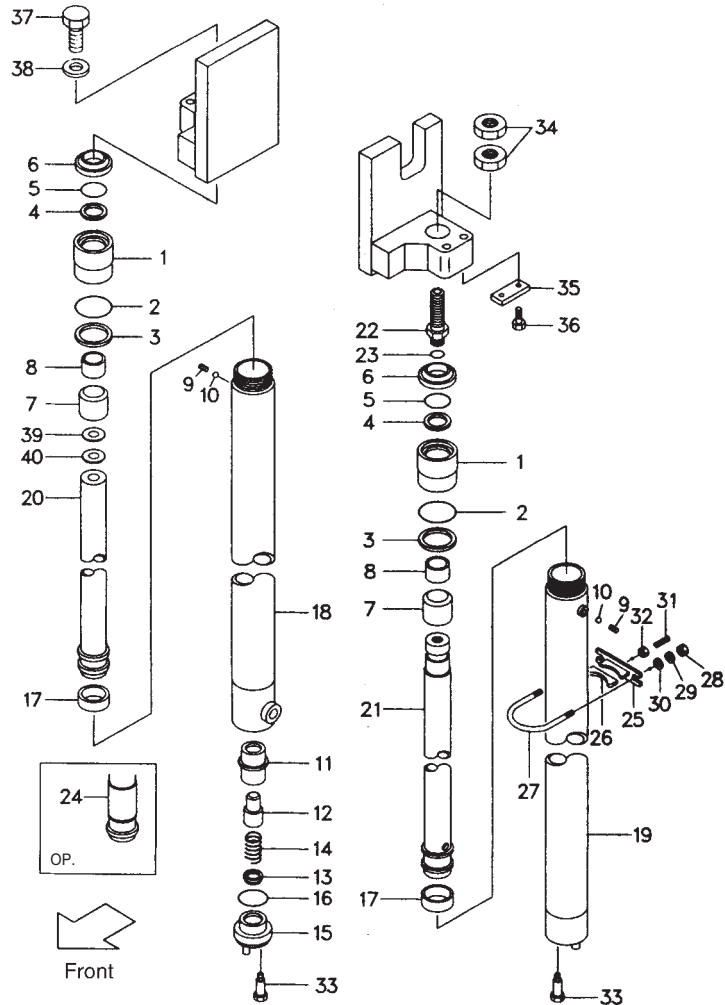
Item No.	A	14	15	31
Lift Height	LIFT CYLINDER ASS'Y	TUBE	PISTON ROD	LEAF CHAIN
VFHM360	F31A0-80011a	S14J0-80411	S29L0-80211	S0823-45491
VFHM400	F31A0-80021a	S14J0-80421	S29L0-80221	S0823-45551
VFHM435	(STD)	(STD)	(STD)	(STD)
VFHM480	F31A0-80031a	S14J0-80431	S29L0-80231	S0823-45651
VFHM500	F31A0-80041a	S14J0-80441	S29L0-80241	S0823-45691
VFHM540	F31A0-80051a	S14J0-80451	S29L0-80251	S0823-45751
VFHM550	F31A0-80061a	S14J0-80461	S29L0-80261	S0823-45751
VFHM600	F31A0-80071a	S14J0-80471	S29L0-80271	S0823-45831
VFHM650	F31A0-80081a	S14J0-80481	S29L0-80281	S0823-45911
VFHM700	F31A0-80091a	S14J0-80491	S29L0-80291	S0823-46011
VFHM750	F31A0-80101a	S14J0-80501	S29L0-80301	S0823-46071

Fig.74 LIFT CYLINDER (REAR) [VFM21A]



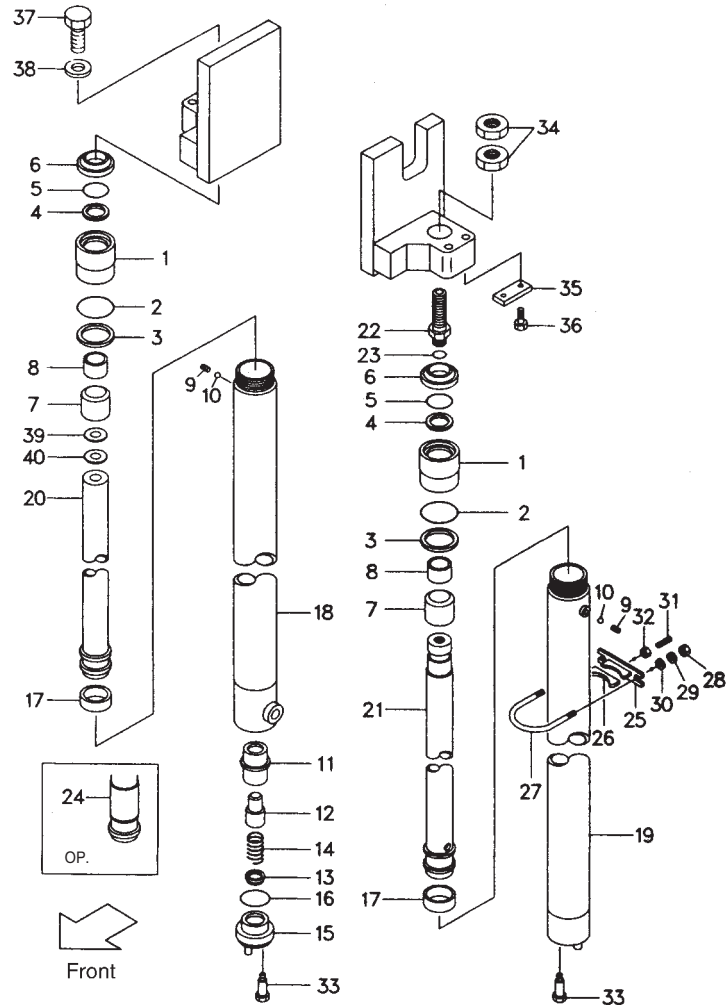
Item No.	Part No.	Description	Req'd		Remarks:Serial No.
			R.H.	L.H.	
A	F21A0-50001	LIFT CYLINDER R.H. ASS'Y (STD)H=VFM300 (Inc. 1~24)	1		See OP. Parts
B	F21A0-50201	LIFT CYLINDER L.H. ASS'Y (STD)H=VFM300 (Inc. 1~24)		1	See OP. Parts
C	S21A0-52401	CAP ASS'Y (Inc. 1-6)	1	1	
	1	F21A0-52501	1	1	CAP
	2	S21A0-42631	1	1	O-RING
	3	S21A0-53681	1	1	RING
	4	S21A0-52851	1	1	PACKING
	5	S21A0-52861	1	1	RING
	6	S21A0-53111	1	1	SEAL
D	S21A0-52411	SLEEVE ASS'Y (Inc. 7, 8)	1	1	
	7	S31A0-52511	1	1	SLEEVE
	8	S21A0-52841	1	1	BUSHING
	9	F31A0-52611	1	1	PLUG
	10	S3190-00006	1	1	BALL
	11	S31A0-43021	1		SLEEVE
	12	S31A0-43011	1		PISTON
	13	S31A0-43001	1		CHECK
	14	S31A0-43031	1		SPRING
	15	S31A0-43041	1		PLUG
	16	S3320-00340	1		O-RING
	17	S21A0-53321	1	1	WEARING
	18	S34A0-50501	1		TUBE R.H. (STD)H=VFM300
	19	S34A0-50701	1		TUBE L.H. (STD)H=VFM300
	20	S29F0-51201	1		PISTON ROD R.H. (STD)H=VFM300

Fig.74 LIFT CYLINDER (REAR) [VFM21A]



Item No.	Part No.	Description	Req'd		Remarks:Serial No.
			R.H.	L.H.	
21	S14A0-51701	PISTON ROD L. H.		1	See OP. Parts
22	F21A0-53721	NIPPIE	1		VFM400~500=2 VFM500-600=4
23	S3320-00180	O-RING		1	
24	F31A0-53901	SPACER	→		
E	F31A8-42171	SUPPORT (Inc. 25, 26)	1	1	
25	F31A8-42181	SUPPORT	1	1	
26	F31A8-42411	RUBBER	1	1	
27	F31A8-42551	U-BOLT	1	1	
28	F31A8-44561	NUT	2	2	
29	S2010-20010	WASHER	2	2	
30	S2000-20010	WASHER	2	2	
31	F31A8-42241	PLUG	1	1	
32	F31A8-44571	NUT	1	1	
33	F31A8-42581	BOLT	1	1	
34	F21A8-46011	NUT		2	
35	F31A8-50161	PLATE		1	
36	S1184-10020	BOLT		2	
37	S1103-14040	BOLT	1		
38	S2011-00014	WASHER	1		
39	F31A8-42191	SHIM t=1.0			AR
40	F31A8-43831	SHIM t=0.2			AR

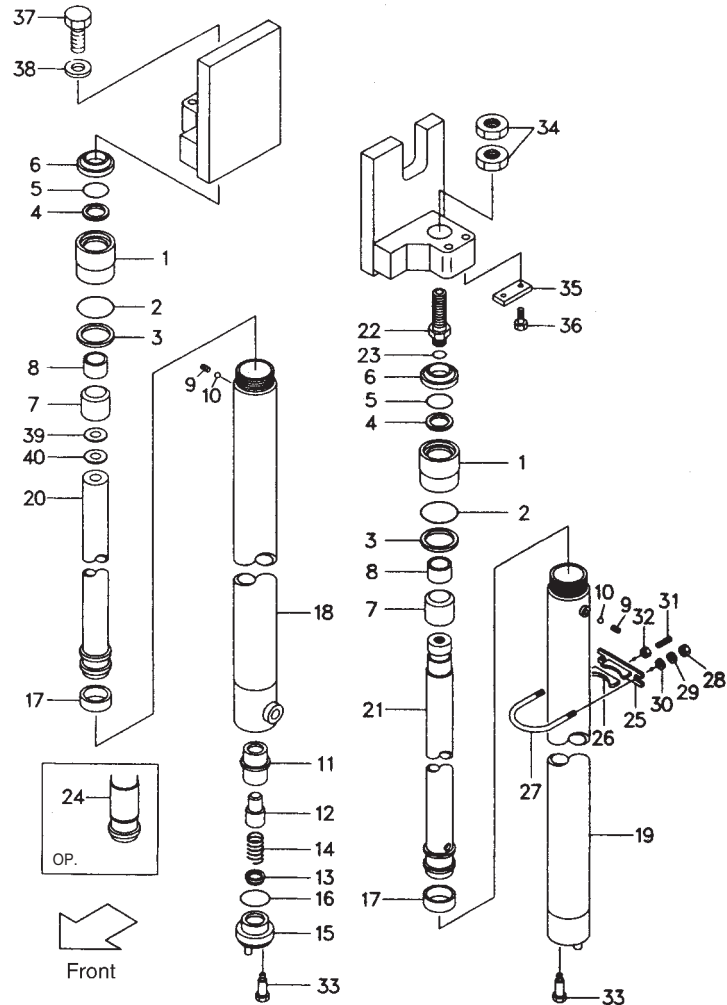
Fig.74 LIFT CYLINDER (REAR) [VFM21A]



<Optional Parts>

Item No.	A	B
Lift Height	LIFT CYLINDER R.H. ASS'Y	LIFT CYLINDER L.H. ASS'Y
VFM200	F21A0-50011	F21A0-50211
VFM225	F21A0-50021	F21A0-50221
VFM250	F21A0-50031	F21A0-50231
VFM270	F21A0-50041	F21A0-50241
VFM275	F21A0-50051	F21A0-50251
VFM300	(STD)	(STD)
VFM325	F21A0-50061	F21A0-50261
VFM330	F21A0-50071	F21A0-50271
VFM350	F21A0-50081	F21A0-50281
VFM360	F21A0-50091	F21A0-50291
VFM370	F21A0-50101	F21A0-50301
VFM375	F21A0-50111	F21A0-50311
VFM400	F21A0-50121	F21A0-50321
VFM425	F21A0-50131	F21A0-50331
VFM450	F21A0-50141	F21A0-50341
VFM475	F21A0-50151	F21A0-50851
VFM500	F21A0-50161	F21A0-50861
VFM550	F21A0-50171	F21A0-50871
VFM600	F21A0-50181	F21A0-50881

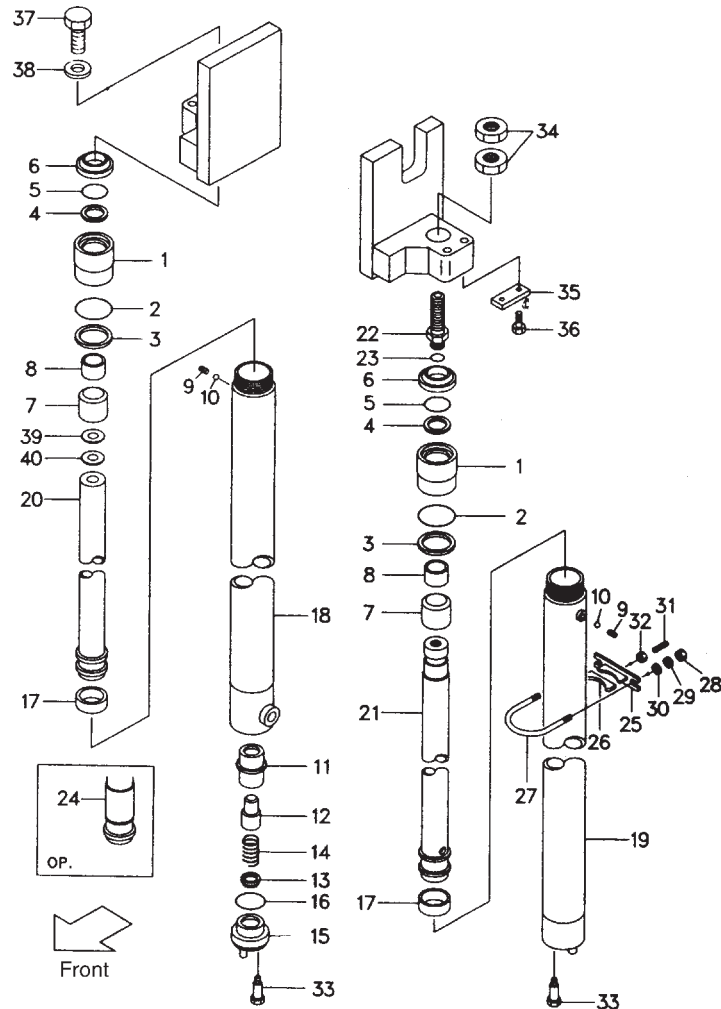
Fig.74 LIFT CYLINDER (REAR) [VFM21A]



<Optional Parts>

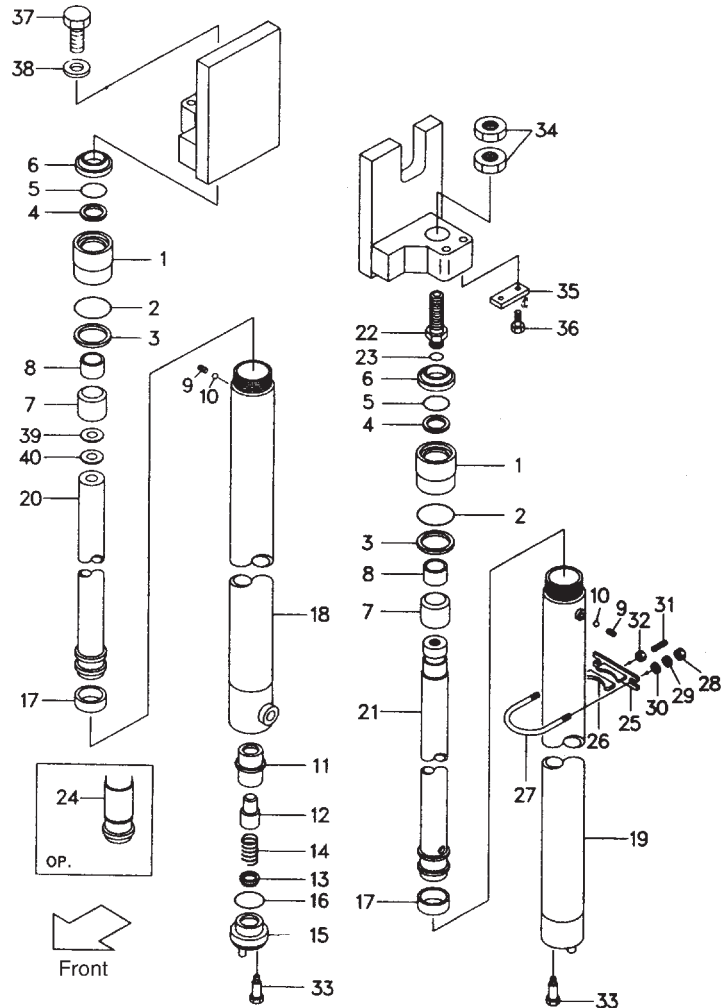
Item No.	18	19	20	21
Lift Height	TUBE R.H.	TUBE L.H.	PISTON ROD R.H.	PISTON ROD L.H.
VFM200	S34A0-50511	S34A0-50711	S29F0-51211	S14A0-51711
VFM225	S34A0-50521	S34A0-50721	S29F0-51221	S14A0-51721
VFM250	S34A0-50531	S34A0-50731	S29F0-51231	S14A0-51731
VFM270	S34A0-50541	S34A0-50741	S29F0-51241	S14A0-51741
VFM275	S34A0-50551	S34A0-50751	S29F0-51251	S14A0-51751
VFM300	(STD)	(STD)	(STD)	(STD)
VFM325	S34A0-50561	S34A0-50761	S29F0-51261	S14A0-51761
VFM330	S34A0-50571	S34A0-50771	S29F0-51271	S14A0-51771
VFM350	S34A0-50581	S34A0-50781	S29F0-51281	S14A0-51781
VFM360	S34A0-50591	S34A0-50791	S29F0-51291	S14A0-51791
VFM370	S34A0-50601	S34A0-50301	S29F0-51301	S14A0-51801
VFM375	S34A0-50611	S34A0-50311	S29F0-51311	S14A0-51811
VFM400	S34A0-50621	S34A0-50321	S29F0-51321	S14A0-51821
VFM425	S34A0-50631	S34A0-50331	S29F0-51331	S14A0-51831
VFM450	S34A0-50641	S34A0-50341	S29F0-51341	S14A0-51841
VFM475	S34A0-50651	S34A0-50351	S29F0-51351	S14A0-51851
VFM500	S34A0-50661	S34A0-50361	S29F0-51361	S14A0-51861
VFM550	S34A0-50671	S34A0-50371	S29F0-51371	S14A0-51871
VFM600	S34A0-50681	S34A0-50381	S29F0-51381	S14A0-51881

Fig.75 LIFT CYLINDER (REAR) [VFM31A]



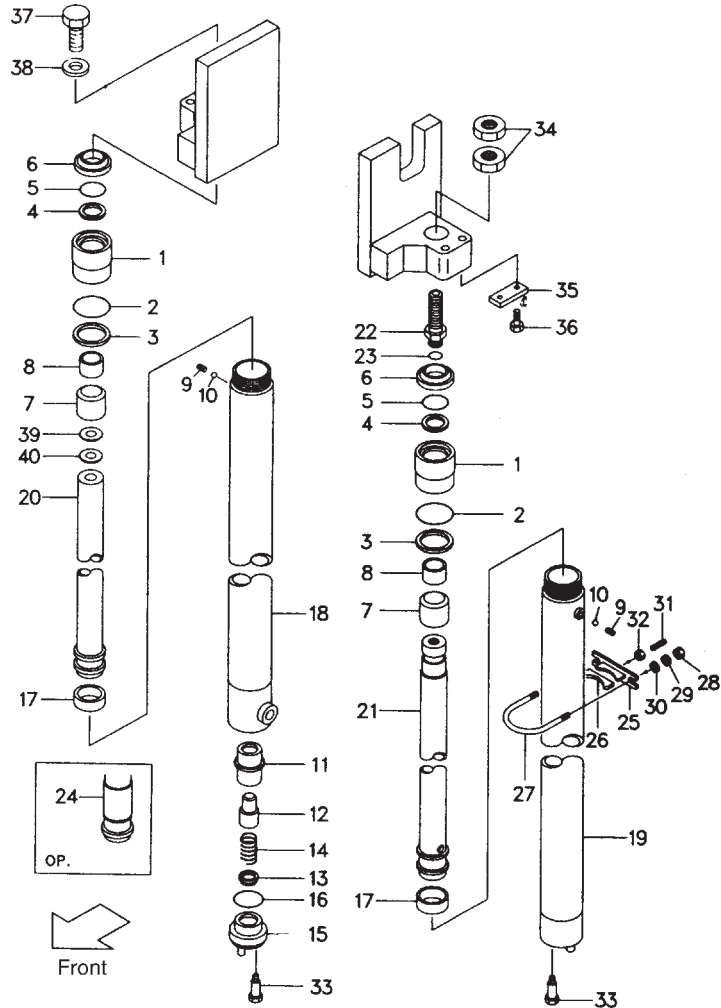
Item No.	Part No.	Description	Req'd		Remarks:Serial No.
			R.H.	L.H.	
A	F31A0-50001	LIFT CYLINDER R.H. ASS'Y (STD)H=VFM300 (Inc. 1~24)	1		See OP. Parts
B	F31A0-50201	LIFT CYLINDER L.H. ASS'Y (STD)H=VFM300 (Inc. 1~24)		1	See OP. Parts
C	S31A0-52401	CAP ASS'Y (Inc. 1-6)	1	1	
1	F31A0-52501	CAP	1	1	
2	S31A0-42571	O-RING	1	1	
3	S31A0-53681	RING	1	1	
4	S31A0-52161	PACKING	1	1	
5	S31A0-52171	RING	1	1	
6	S31A0-46011	SEAL	1	1	
D	S31A0-40611	SLEEVE ASS'Y (Inc. 7, 8)	1	1	
7	S31A0-52511	SLEEVE	1	1	
8	S31A0-42301	BUSHING	1	1	
9	F31A0-52611	PLUG	1	1	
10	S3190-00006	BALL	1	1	
11	S31A0-43021	SLEEVE	1		
12	S31A0-43011	PISTON	1		
13	S31A0-43001	CHECK	1		
14	S31A0-43031	SPRING	1		
15	S31A0-43041	PLUG	1		
16	S3320-00340	O-RING	1		
17	S31A0-53141	WEARING	1	1	
18	S34F0-50501	TUBE R.H. (STD)H=VFM300	1		See OP. Parts
19	S34F0-50701	TUBE L.H. (STD)H=VFM300	1		See OP. Parts
20	S29L0-51201	PISTON ROD R.H. (STD)H=VFM300	1		See OP. Parts

Fig.75 LIFT CYLINDER (REAR) [VFM31A]



Item No.	Part No.	Description	Req'd		Remarks:Serial No.
			R.H.	L.H.	
21	S14J0-51701	PISTON ROD L.H. (STD) H=VFM300		1	
22	F31A0-51701	NIPPE	1		See OP. Parts
23	S3320-00180	O-RING		1	
24	F31A0-53901	SPACER	→		VFM400~500=2 VFM500~600=4
E	F31A8-42171	SUPPORT ASS'Y (Inc. 25, 26)	1	1	
25	F31A8-42181	SUPPORT	1	1	
26	F31A8-42411	RUBBER	1	1	
27	F31A8-42551	U-BOLT	1	1	
28	F31A8-44561	NUT	2	2	
29	S2010-20010	WASHER	2	2	
30	S2000-20010	WASHER	2	2	
31	F31A8-42241	PLUG	1	1	
32	F31A8-44571	NUT	1	1	
33	F31A8-42581	BOLT	1	1	
34	F31A8-46011	NUT		2	
35	F31A8-40161	PLATE		1	
36	S1184-10020	BOLT		2	
37	S1103-14040	BOLT	1		
38	S2011-00014	WASHER	1		
39	F31A8-42171	SHIM t=1.0			AR
40	F31A8-43831	SHIM t=0.2			AR

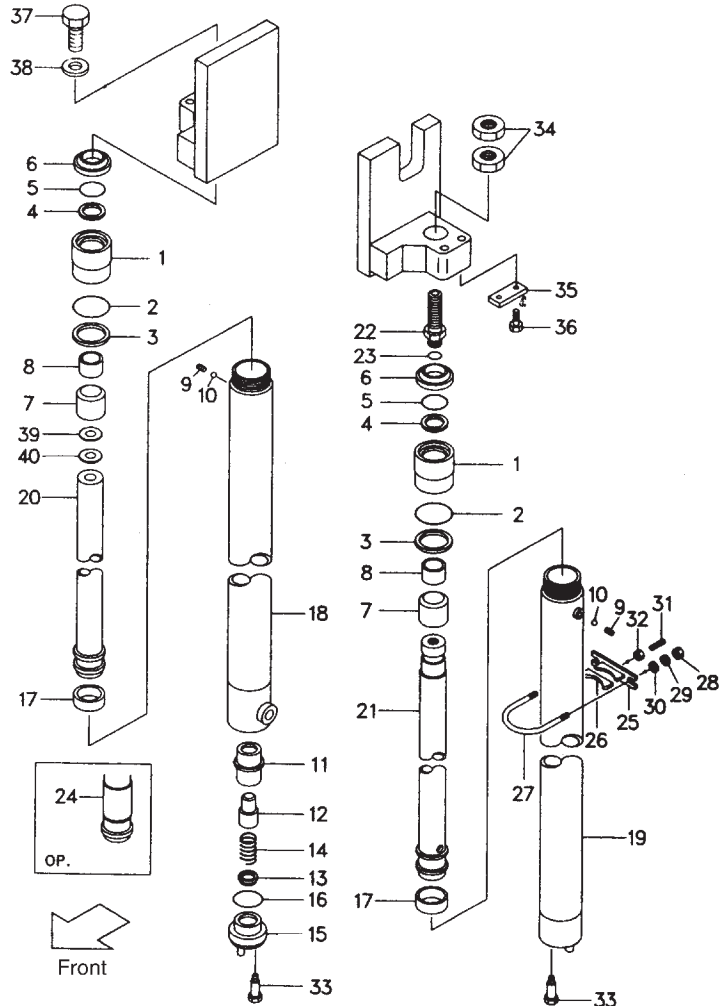
Fig.75 LIFT CYLINDER (REAR) [VFM31A]



<Optional Parts>

Item No.	A	B
Lift Height	LIFT CYLINDER R.H. ASS'Y	LIFT CYLINDER L.H. ASS'Y
VFM200	F31A0-50011	F31A0-50211
VFM225	F31A0-50021	F31A0-50221
VFM250	F31A0-50031	F31A0-50231
VFM270	F31A0-50041	F31A0-50241
VFM275	F31A0-50051	F31A0-50251
VFM300	(STD)	(STD)
VFM325	F31A0-50061	F31A0-50261
VFM330	F31A0-50071	F31A0-50271
VFM350	F31A0-50081	F31A0-50281
VFM360	F31A0-50091	F31A0-50291
VFM370	F31A0-50101	F31A0-50301
VFM375	F31A0-50111	F31A0-50311
VFM400	F31A0-50121	F31A0-50321
VFM425	F31A0-50131	F31A0-50331
VFM450	F31A0-50141	F31A0-50341
VFM475	F31A0-50151	F31A0-50351
VFM500	F31A0-50161	F31A0-50361
VFM550	F31A0-50171	F31A0-50371
VFM600	F31A0-50181	F31A0-50381

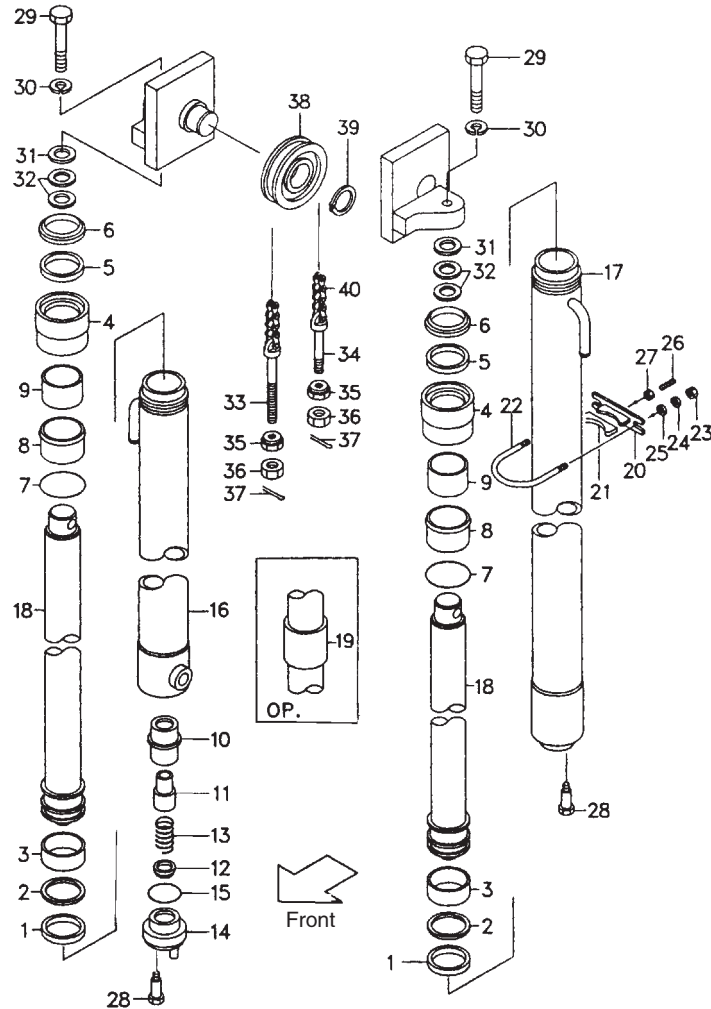
Fig.75 LIFT CYLINDER (REAR) [VFM31A]



<Optional Parts>

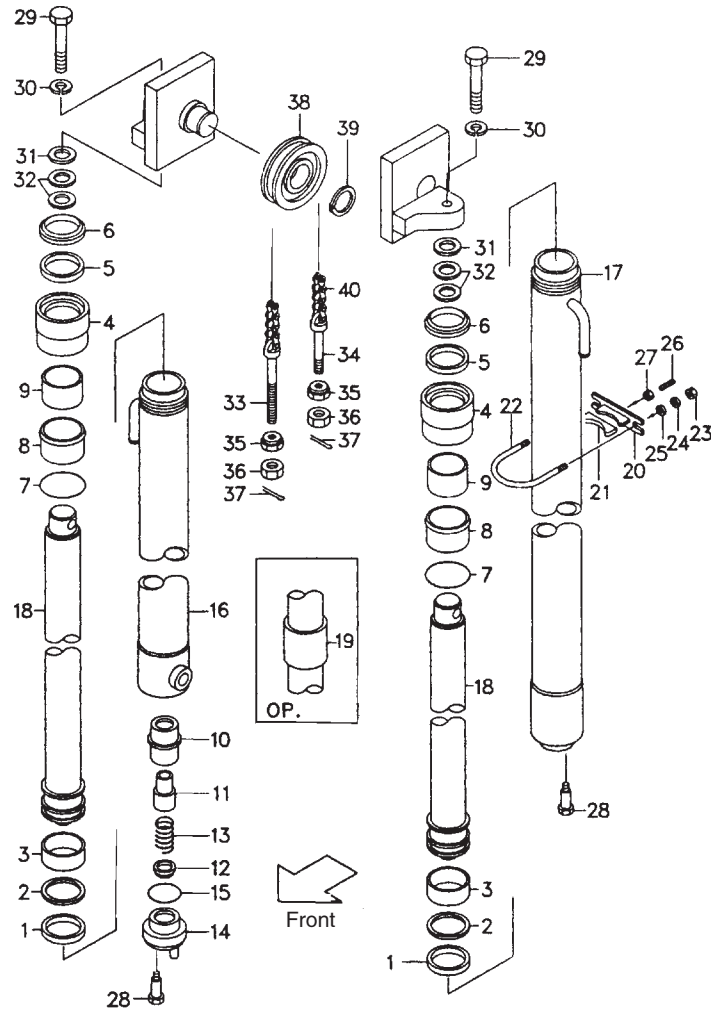
Item No.	18	19	20	21
Lift Height	TUBE R.H.	TUBE L.H.	PISTON ROD R.H.	PISTON ROD L.H.
VFM200	S34F0-50511	S34F050711	S29L0-51211	S14J0-51711
VFM225	S34F0-50521	S34F0-50721	S29L0-51221	S14J0-51721
VFM250	S34F0-50531	S34F0-50731	S29L0-51231	S14J0-51731
VFM270	S34F0-50541	S34F0-50741	S29L0-51241	S14J0-51741
VFM275	S34F0-50551	S34F0-50751	S29L0-51251	S14J0-51751
VFM300	(STD)	(STD)	(STD)	(STD)
VFM325	S34F0-50561	S34F0-50761	S29L0-51261	S14J0-51761
VFM330	S34F0-50571	S34F0-50771	S29L0-51271	S14J0-51771
VFM350	S34F0-50581	S34F0-50781	S29L0-51281	S14J0-51781
VFM360	S34F0-50591	S34F0-50791	S29L0-51291	S14J0-51791
VFM370	S34F0-50601	S34F0-50301	S29L0-51301	S14J0-51801
VFM375	S34F0-50611	S34F0-50311	S29L0-51311	S14J0-51811
VFM400	S34F0-50621	S34F0-50321	S29L0-51321	S14J0-51821
VFM425	S34F0-50631	S34F0-50331	S29L0-51331	S14J0-51831
VFM450	S34F0-50641	S34F0-50341	S29L0-51341	S14J0-51841
VFM475	S34F0-50651	S34F0-50351	S29L0-51351	S14J0-51851
VFM500	S34F0-50661	S34F0-50361	S29L0-51361	S14J0-51861
VFM550	S34F0-50671	S34F0-50371	S29L0-51371	S14J0-51871
VFM600	S34F0-50681	S34F0-50381	S29L0-51381	S14J0-51881

Fig.76 LIFT CYLINDER (REAR) [VFHM21A]



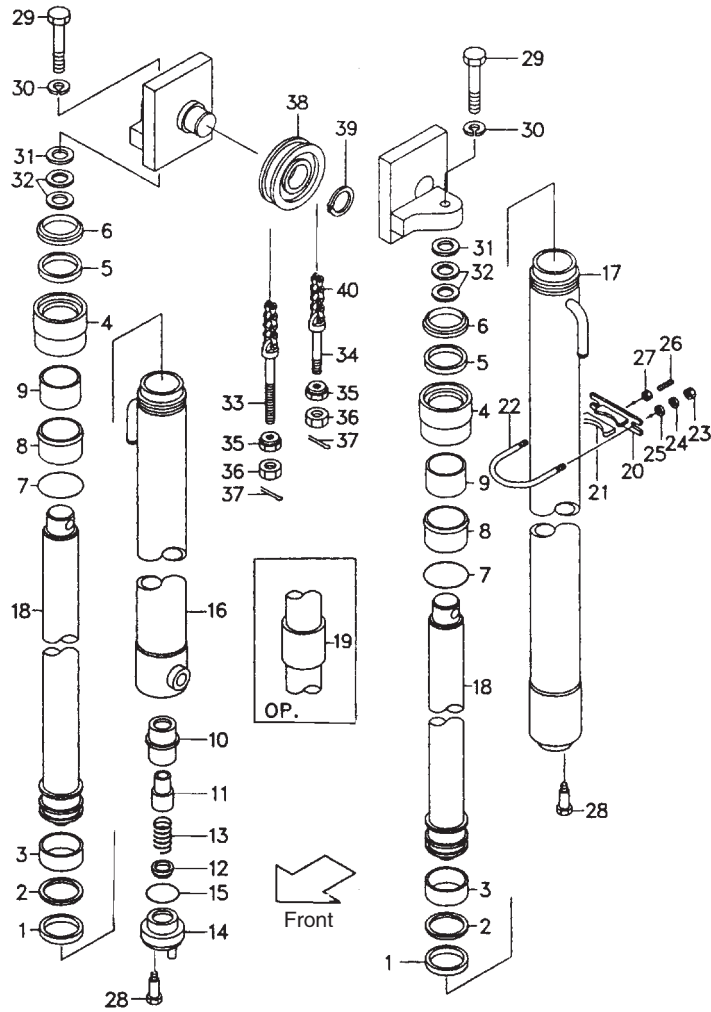
Item No.	Part No.	Description	Req'd		Remarks:Serial No.
			R.H.	L.H.	
A	F21A0-81703	LIFT CYLINDER R.H. ASS'Y (STD)H=VFHM435 (Inc. 1~19)	1		See OP. Parts
C	F21A0-81903	LIFT CYLINDER L.H. ASS'Y (STD)H=VFHM435 (Inc. 1~19)		1	See OP. Parts
1	S21A8-43521	PACKING	1	1	
2	S21A8-43531	RING	1	1	
3	S21A8-43141	WEARING	1	1	
E	S21A0-40601	CAP ASS'Y (Inc. 4~7)			
4	S21A0-42501	CAP	1	1	
5	S21A8-42721	PACKING	1	1	
6	S21A8-46001	SEAL	1	1	
7	S31A0-42571	O-RING	1	1	
G	S21A0-52411	SLEEVE ASS'Y (Inc. 8, 9)	1	1	
8	S21A0-42511	SLEEVE	1	1	
9	S31A0-42301	BUSHING	1	1	
10	S31A0-43021	SLEEVE	1		
11	S31A0-43011	PISTON	1		
12	S31A0-43001	CHECK	1		
13	S31A0-43031	SPRING	1		
14	S31A0-43041	PLUG	1		
15	S3320-00340	O-RING	1		
16	S34A0-81201	TUBE R.H. (STD) H=VFHM435	1		See OP. Parts
17	S34A0-81001	TUBE L.H. (STD) H=VFHM435		1	See OP. Parts

Fig.76 LIFT CYLINDER (REAR) [VFHM21A]



Item No.	Part No.	Description	Req'd		Remarks:Serial No.
			R.H.	L.H.	
18	S7790-81101	PISTON ROD ASS'Y (STD) H=VFHM435	1	1	See OP. Parts
19	----	SPACER	1	1	See OP. Parts
H	F31A8-42171	SUPPORT ASS'Y (Inc. 20, 21)	1	1	
20	F31A8-42181	SUPPORT	1	1	
21	F31A8-42411	RUBBER	1	1	
22	F31A8-42551	U-BOLT	1	1	
23	F31A8-44561	NUT	2	2	
24	S2010-20010	WASHER	2	2	
25	S2000-20010	WASHER	2	2	
26	F31A8-42241	PLUG	1	1	
27	F31A8-44571	NUT	1	1	
28	F31A8-42581	BOLT	1	1	
29	S1103-14040	BOLT	1	1	
30	S2011-00014	WASHER	1	1	
31	F21A8-22011	SHIM t=1.0	AR	AR	
32	F21A8-22021	SHIM t=0.2	AR	AR	
33	F21A8-45011	PIN	1	1	
34	F21A8-45001	PIN	2	2	
35	F31A8-44581	NUT	2	2	
36	S1400-00018	NUT	2	2	
37	S2200-03040	PIN, cotter	1	1	
38	F31A8-43501	SHEAVE	1	1	
39	S2100-00040	SNAP RING	1	1	
40	S0634-45971	LEAF CHAIN (STD) H=VFHM435	1	1	See OP. Parts

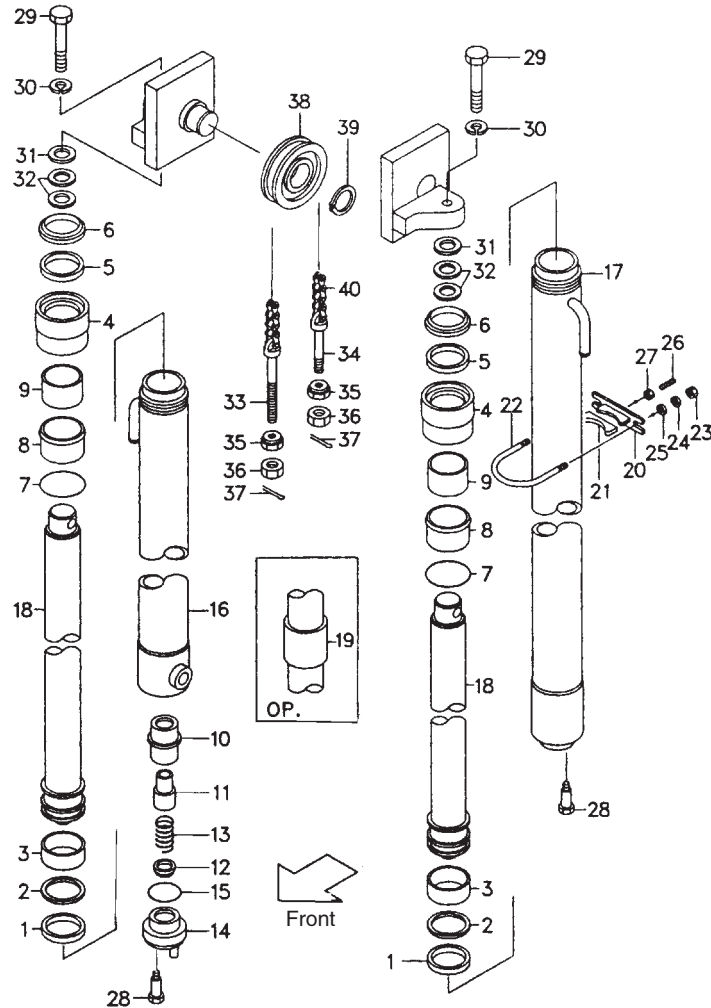
Fig.76 LIFT CYLINDER (REAR) [VFHM21A]



<Optional Parts>

Item No.	A	B
Lift Height	LIFT CYLINDER R.H. ASS'Y	LIFT CYLINDER L.H. ASS'Y
VFHM360	F21A0-81713	F21A0-81913
VFHM400	F21A0-81723	F21A0-81923
VFHM435	(STD)	(STD)
VFHM480	F21A0-81733	F21A0-81933
VFHM500	F21A0-81743	F21A0-81943
VFHM540	F21A0-81753	F21A0-81953
VFHM550	F21A0-81763	F21A0-81963
VFHM600	F21A0-81773	F21A0-81973
VFHM650	F21A0-81783	F21A0-81983
VFHM700	F21A0-81793	F21A0-81993
VFHM750	F21A0-81803	F21A0-82003

Fig.76 LIFT CYLINDER (REAR) [VFHM21A]



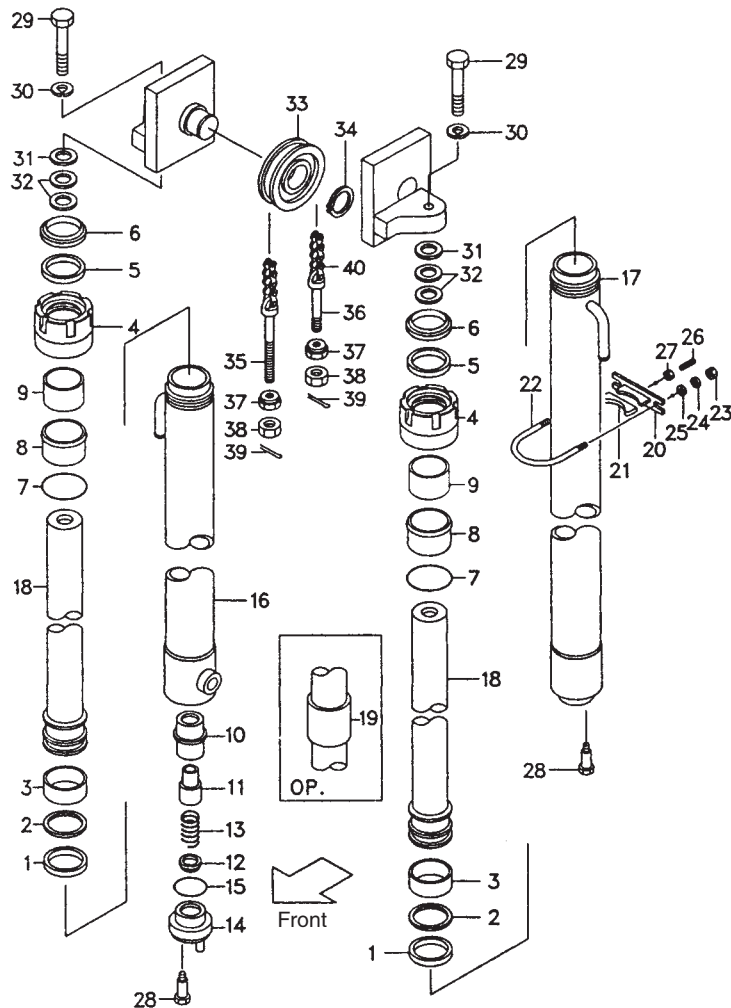
<Optional Parts>

Item No.	16	17	18	31
Lift Height	TUBE R.H.	TUBE L.H.	PISTON ROD ASS'Y	SPACER
VFHM360	F21A0-81211	S34A0-81011	S77P0-81111	-
VFHM400	F21A0-81221	S34A0-81021	S77P0-81121	-
VFHM435	(STD)	(STD)	(STD)	-
VFHM480	F21A0-81231	S34A0-81031	S77P0-81131	-
VFHM500	F21A0-81241	S34A0-81041	S77P0-81141	R-23650-83561
VFHM540	F21A0-81251	S34A0-81051	S77P0-81151	R-23650-83551
VFHM550	F21A0-81261	S34A0-81061	S77P0-81161	R-23650-83561
VFHM600	F21A0-81271	S34A0-81071	S77P0-81171	R-23650-83571
VFHM650	F21A0-81281	S34A0-81081	S77P0-81181	R-23650-83011
VFHM700	F21A0-81291	S34A0-81091	S77P0-81191	R-23650-83021
VFHM750	F21A0-81301	S34A0-81101	S77P0-81201	R-23650-83021

Item No.	40
Lift Height	LEAF CHAIN
VFHM360	S0634-45831
VFHM400	S0634-45891
VFHM435	(STD)
VFHM480	S0634-46031
VFHM500	S0634-46091
VFHM540	S0634-46151
VFHM550	S0634-46171
VFHM600	S0634-46271
VFHM650	S0634-46391
VFHM700	S0634-46511
VFHM750	S0634-46591

Fig.77

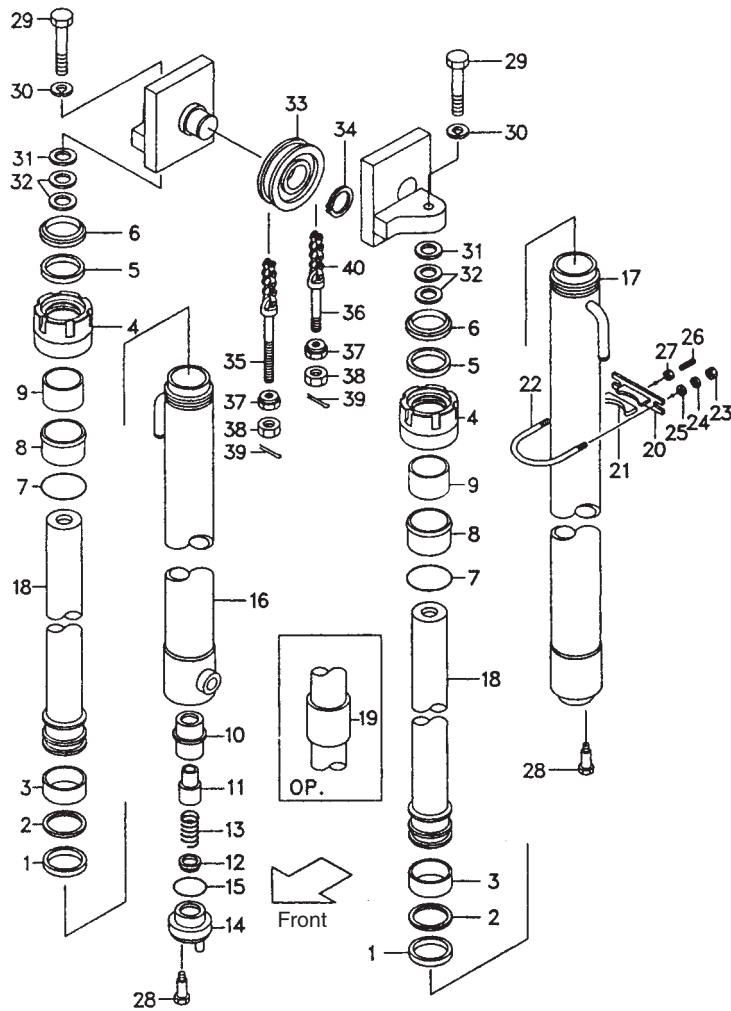
Fig.77 LIFT CYLINDER (REAR) [VFHM31A]



Item No.	Part No.	Description	Req'd		Remarks:Serial No.
			R.H.	L.H.	
A	F31A0-81630	LIFT CYLINDER R.H. ASS'Y (STD)H=VFHM435 (Inc. 1~19)	1		See OP. Parts
C	F31A0-81803	LIFT CYLINDER L.H. ASS'Y (STD)H=VFHM435 (Inc. 1~19)		1	See OP. Parts
1	S31A8-42411	PACKING	1	1	
2	S31A8-42291	RING	1	1	
3	S31A8-42421	WEARING	1	1	
E	S31A0-40601	CAP ASS'Y (Inc. 4~7)			
4	F31A8-43501	CAP	1	1	
5	S31A8-42721	PACKING	1	1	
6	S31A8-46001	SEAL	1	1	
7	S31A8-42581	O-RING	1	1	
G	S31A0-40611	SLEEVE ASS'Y (Inc. 8, 9)	1	1	
8	S31A8-42511	SLEEVE	1	1	
9	S31A8-42561	BUSHING	1	1	
10	S31A0-43021	SLEEVE	1		
11	S31A0-43011	PISTON	1		
12	S31A0-43001	CHECK	1		
13	S31A0-43031	SPRING	1		
14	S31A0-43041	PLUG	1		
15	S3320-00340	O-RING	1		
16	S34F0-81201	TUBE R.H. (STD) H=VFHM435	1		See OP. Parts
17	S34F0-81001	TUBE L.H. (STD) H=VFHM435		1	See OP. Parts

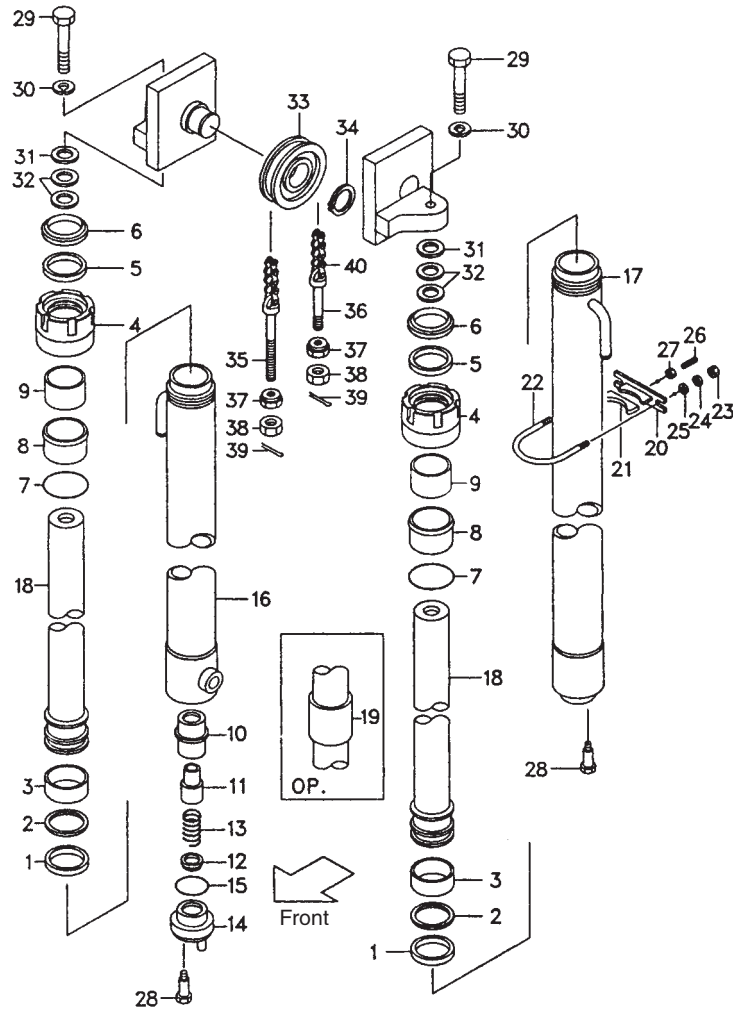
Fig.77

Fig.77 LIFT CYLINDER (REAR) [VFHM31A]



Item No.	Part No.	Description	Req'd		Remarks:Serial No.
			R.H.	L.H.	
18	S77T0-81401	PISTON ROD ASS'Y (STD) H=VFHM435	1	1	See OP. Parts
19	----	SPACER	1	1	See OP. Parts
H	F31A8-42171	SUPPORT ASS'Y (Inc. 20, 21)	1	1	
20	F31A8-42181	SUPPORT	1	1	
21	F31A8-42411	RUBBER	1	1	
22	F31A8-42551	U-BOLT	1	1	
23	F31A8-44561	NUT	2	2	
24	S2010-20010	WASHER	2	2	
25	S2000-20010	WASHER	2	2	
26	F31A8-42241	PLUG	1	1	
27	F31A8-44571	NUT	1	1	
28	F31A8-42581	BOLT	1	1	
29	S1103-14040	BOLT	1	1	
30	S2011-00014	WASHER	1	1	
31	F21A8-22011	SHIM t=7.0	AR	AR	
32	F21A8-22021	SHIM t=0.2	AR	AR	
33	F31A8-43501	SEAVE	1	1	
34	S2100-00040	SNAP RING	1	1	
35	F31A8-45011	PIN	1	1	
36	F31A8-45001	PIN	1	1	
37	F31A8-44581	NUT	2	2	
38	S1400-00018	NUT	2	2	
39	S2200-03040	PIN, cotter	1	1	
40	S0823-45751	LEAF CHAIN (STD) H=VFHM435	1	1	

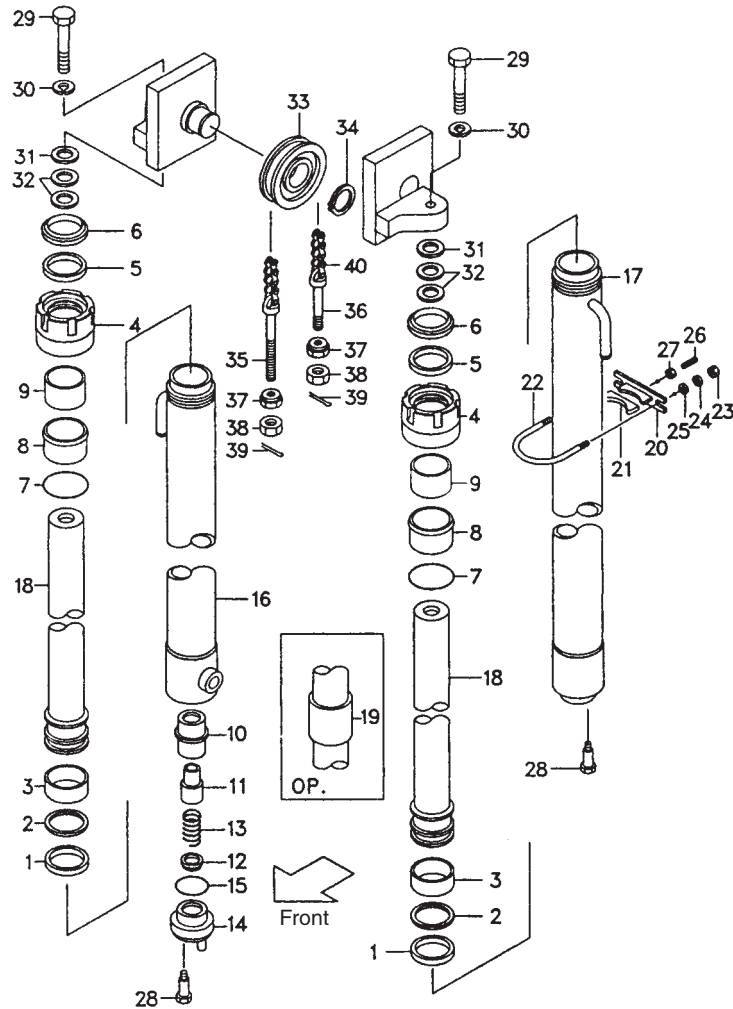
Fig.77 LIFT CYLINDER (REAR) [VFHM31A]



<Optional Parts>

Item No.	A	C
Lift Height	LIFT CYLINDER R.H. ASS'Y	LIFT CYLINDER L.H. ASS'Y
VFHM360	F31A0-81613	F31A0-81813
VFHM400	F31A0-81623	F31A0-81823
VFHM435	(STD)	(STD)
VFHM480	F31A0-81633	F31A0-81833
VFHM500	F31A0-81643	F31A0-81843
VFHM540	F31A0-81653	F31A0-81853
VFHM550	F31A0-81663	F31A0-81863
VFHM600	F31A0-81673	F31A0-81873
VFHM650	F31A0-81683	F31A0-81883
VFHM700	F31A0-81693	F31A0-81893
VFHM750	F31A0-81703	F31A0-81903

Fig.77 LIFT CYLINDER (REAR) [VFHM31A]

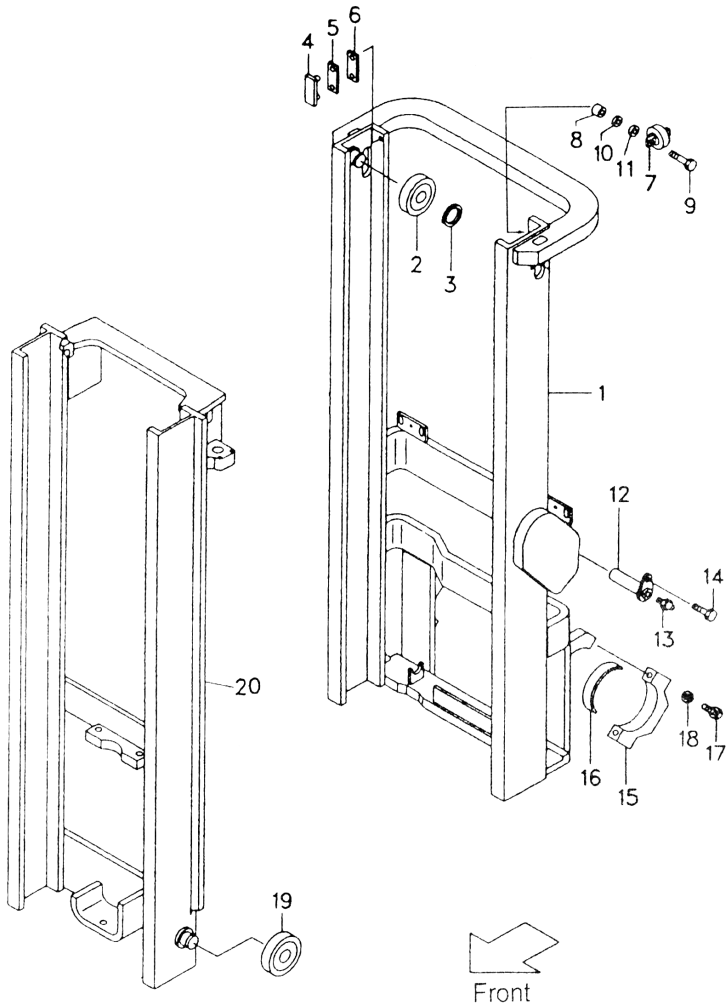


<Optional Parts>

Item No.	16	17	18
Lift Height	TUBE R.H.	TUBE L.H.	PISTON ROD ASS'Y
VFHM360	S34F0-81211	S34F0-81011	S77T0-81411
VFHM400	S34F0-81221	S34F0-81021	S77T0-81421
VFHM435	(STD)	(STD)	(STD)
VFHM480	S34F0-81231	S34F0-81031	S77T0-81431
VFHM500	S34F0-81241	S34F0-81041	S77T0-81441
VFHM540	S34F0-81251	S34F0-81051	S77T0-81451
VFHM550	S34F0-81261	S34F0-81061	S77T0-81461
VFHM600	S34F0-81271	S34F0-81071	S77T0-81471
VFHM650	S34F0-81281	S34F0-81081	S77T0-81481
VFHM700	S34F0-81291	S34F0-81091	S77T0-81491
VFHM750	S34F0-81301	S34F0-81101	S77T0-81501

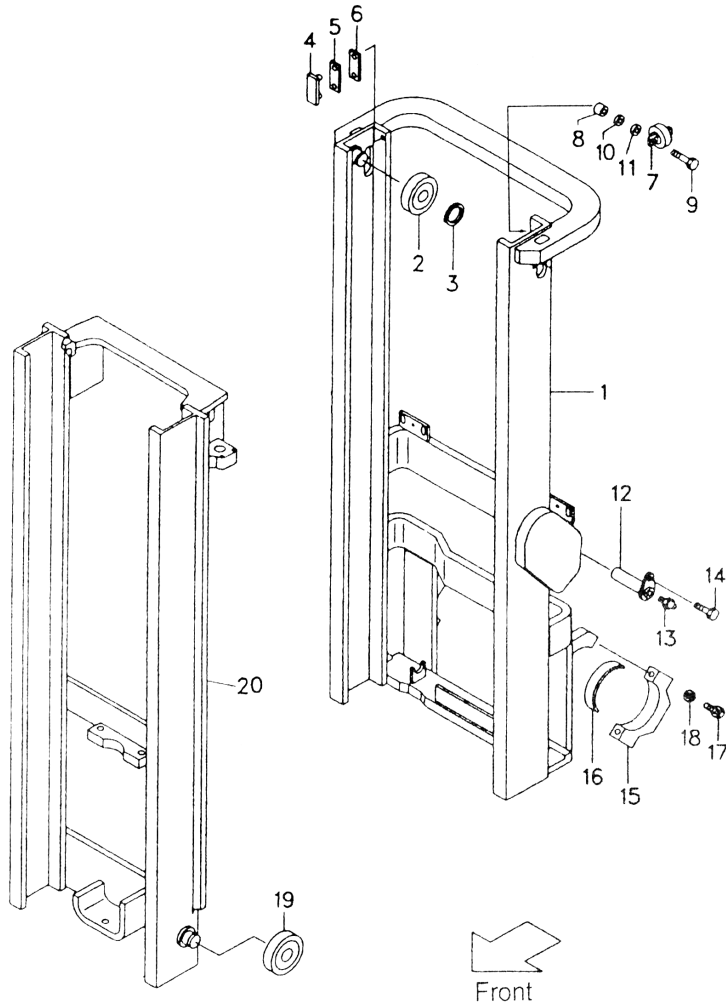
Item No.	19	40
Lift Height	SPACE	LEAF CHAIN
VFHM360	-	S0823-45671
VFHM400	-	S0823-45711
VFHM435	(STD)	(STD)
VFHM480	-	S0823-45811
VFHM500	R-27978-42371	S0823-45851
VFHM540	R-27980-82701	S0823-45911
VFHM550	R-27978-42371	S0823-45931
VFHM600	R-27980-82711	S0823-45991
VFHM650	R-234F0-82401	S0823-46071
VFHM700	R-214J0-82521	S0823-46171
VFHM750	R-214J0-82521	S0823-46231

Fig.78 MAST [VFM11E]



Item No.	Part No.	Description	Req'd	Remarks:Serial No.
1	N15A0-40201	OUTER MAST (STD)H=VFM300	1	
2	B11E8-23201	END ROLLER	2	
3	S2100-00040	SNAP RING	2	
4	B21E8-33351	SLIPPER	2	
5	B21E8-33361	SHIM T=0.5	AR	
6	B21E8-33371	SHIM T=1.0	AR	
7	B11E8-30301	SIDE ROLLER	2	
8	B11E8-32841	SPACE	2	
9	S1103-10050	BOLT	2	
10	B11E8-30261	SHIM	AR	
11	B11E8-30121	SHIM	AR	
12	B11E8-02101	PIN	2	
13	S4901-00100	FITTING	2	
14	B21E4-12251	BOLT	2	
15	B11E6-12241	CAP	2	
16	F31A8-40201	BUSHING	2	
17	S1106-14065	BOLT	4	
18	S2011-00014	WASHER	4	
19	B11E8-23201	END ROLLER	2	
20	B11E0-40401	INNER MAST(STD) H=VFM300	1	

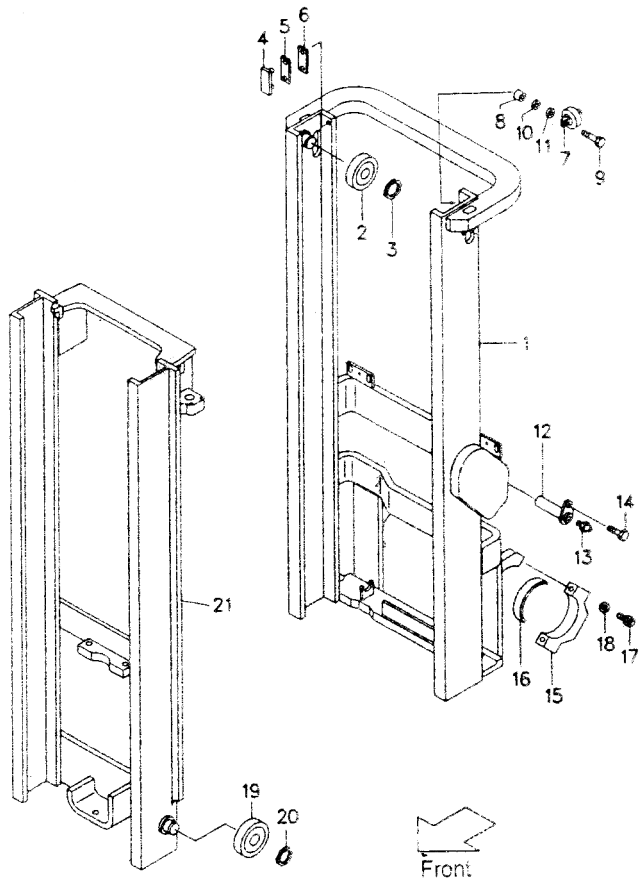
Fig.78 MAST [VFM11E]



<OPITONAL PARTS>

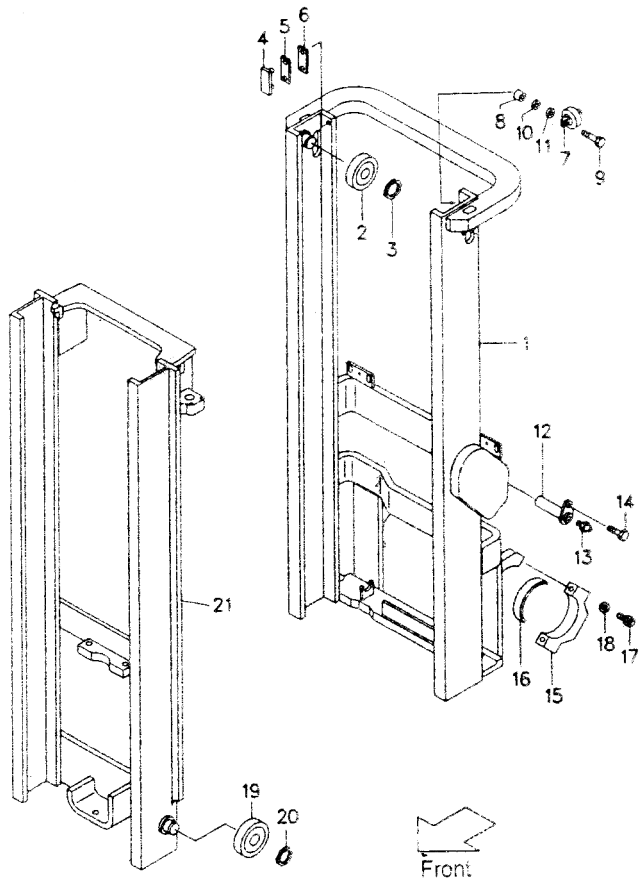
ITEM NO.	1	20
LIFT HEIGHT	OUTER MAST	INNER MAST
VFM200	N15A0-40211	B11E0-40411
VFM225	N15A0-40221	B11E0-40421
VFM250	N15A0-40231	B11E0-40431
VFM270	N15A0-40241	B11E0-40441
VFM275	N15A0-40251	B11E0-40451
VFM300	(STD)	(STD)
VFM325	N15A0-40261	B11E0-40461
VFM330	N15A0-40271	B11E0-40471
VFM350	N15A0-40281	B11E0-40481
VFM366	N15A0-40290	B11E0-40491
VFM370	N15A0-40301	B11E0-40501
VFM375	N15A0-40311	B11E0-40511
VFM400	N15A0-40321	B11E0-40521
VFM425	N15A0-40331	B11E0-40531
VFM450	N15A0-40341	B11E0-40541
VFM475	N15A0-40351	B11E0-40551
VFM500	N15A0-40361	B11E0-40561
VFM550	N15A0-40371	B11E0-40511
VFM600	N15A0-40381	B11E0-40581

Fig.79 MAST VFM21A



Item No.	Part No.	Description	Req'd	Remarks:Serial No.
1	F21A0-40101	OUTER MAST (STD)H=VFM300	1	
2	F31A8-42051	END ROLLER	2	
3	S2100-00045	SNAP RING	2	
4	F21A8-22101	SLIPPER	2	
5	F21A8-22041	SHIM t=0.5	AR	
6	F21A8-22051	SHIM t=1.0	AR	
7	F31A8-42061	SIDE ROLLER	2	
8	F21A8-22091	SPACE	2	
9	S1106-12050	BOLT	2	
10	F21A8-22081	SHIM	AR	
11	F21A8-22061	SHIM	AR	
12	F31A8-52201	PIN	2	
13	S4901-00100	FITTING	2	
14	S1184-10020	BOLT	2	
15	F31A8-40101	CAP	2	
16	F31A8-40201	BUSHING	2	
17	S1106-16065	BOLT	4	
18	S2011-00016	WASHER	4	
19	F31A8-42051	END ROLLER	2	
20	S2100-00045	SNAP RING	2	
21	F21A0-40001	INNER MAST (STD) H=VFM300	1	

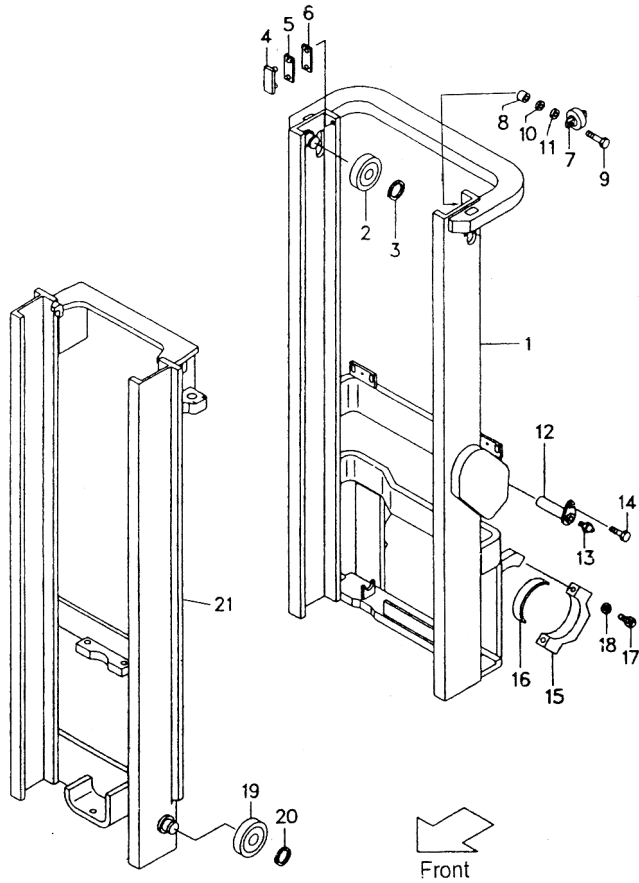
Fig.79 MAST VFM21A



<Optional Parts>

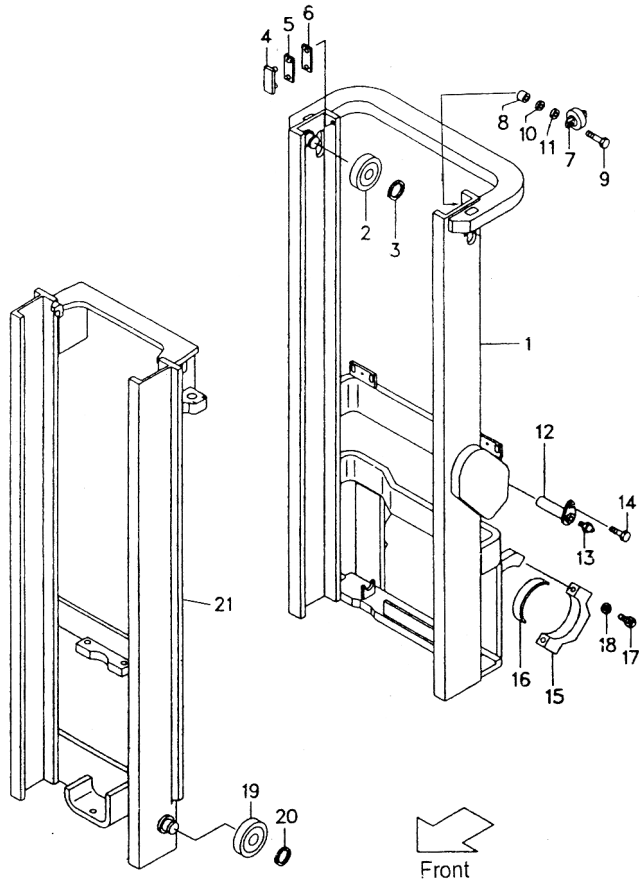
Item No.	1	21
Lift Height	OUTER MAST	INNER MAST
VFM200	F21A0-40111	F21A0-40311
VFM225	F21A0-40121	F21A0-40321
VFM250	F21A0-40131	F21A0-40331
VFM270	F21A0-40141	F21A0-40341
VFM275	F21A0-40151	F21A0-40351
VFM300	(STD)	(STD)
VFM325	F21A0-40161	F21A0-40361
VFM330	F21A0-40171	F21A0-40371
VFM350	F21A0-40181	F21A0-40381
VFM366	F21A0-40191	F21A0-40391
VFM370	F21A0-40201	F21A0-40401
VFM375	F21A0-40211	F21A0-40411
VFM400	F21A0-40221	F21A0-40421
VFM425	F21A0-40231	F21A0-40431
VFM450	F21A0-40241	F21A0-40441
VFM475	F21A0-40251	F21A0-40451
VFM500	F21A0-40261	F21A0-40461
VFM550	F21A0-40271	F21A0-40471
VFM600	F21A0-40281	F21A0-40481

Fig.80 MAST VFM31A



Item No.	Part No.	Description	Req'd	Remarks:Serial No.
1	F21A0-40101	OUTER MAST (STD)H=VFM300	1	
2	F31A8-42051	END ROLLER	2	
3	S2100-00045	SNAP RING	2	
4	F21A8-22101	SLIPPER	2	
5	F21A8-22041	SHIM t=0.5	AR	
6	F21A8-22051	SHIM t=1.0	AR	
7	F31A8-42061	SIDE ROLLER	2	
8	F21A8-22091	SPACE	2	
9	S1106-12050	BOLT	2	
10	F21A8-22081	SHIM	AR	
11	F21A8-22061	SHIM	AR	
12	F31A8-52201	PIN	2	
13	S4901-00100	FITTING	2	
14	S1184-10020	BOLT	2	
15	F31A8-40101	CAP	2	
16	F31A8-40201	BUSHING	2	
17	S1106-16065	BOLT	4	
18	S2011-00016	WASHER	4	
19	F31A8-42051	END ROLLER	2	
20	S2100-00045	SNAP RING	2	
21	F31A0-40301	INNER MAST (STD) H=VFM300	1	

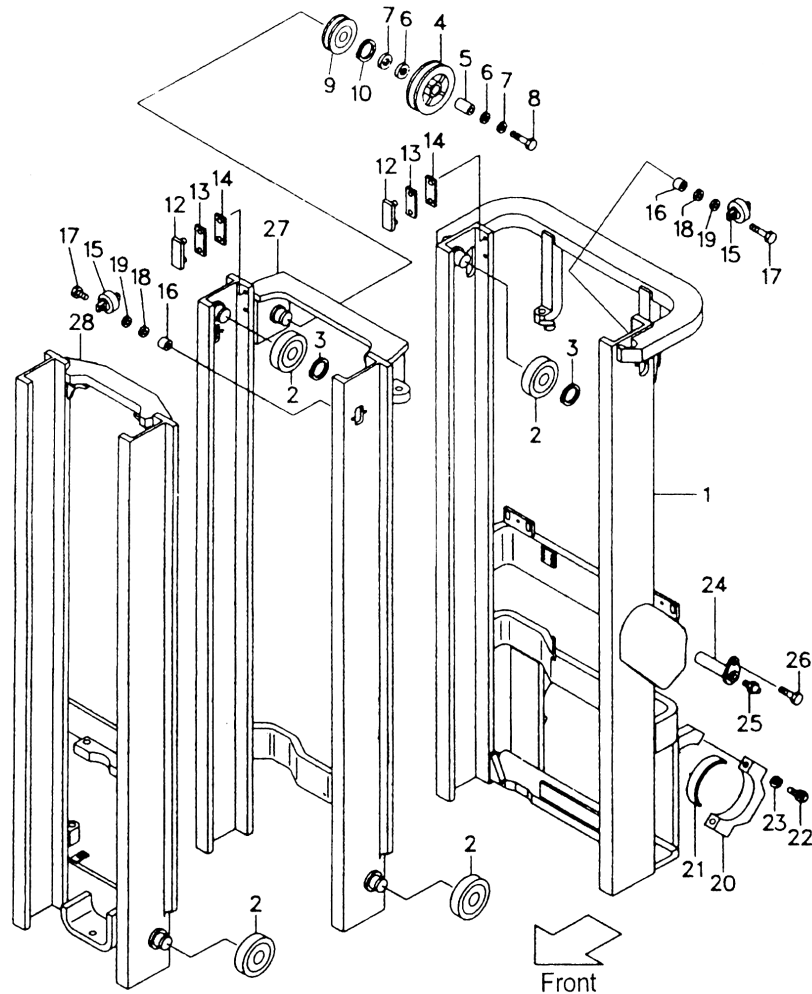
Fig.80 MAST VFM31A



<Optional Parts>

Item No.	1	21
Lift Height	OUTER MAST	INNER MAST
VFM200	F31A0-40111	F31A0-40311
VFM225	F31A0-40121	F31A0-40321
VFM250	F31A0-40131	F31A0-40331
VFM270	F31A0-40141	F31A0-40341
VFM275	F31A0-40151	F31A0-40351
VFM300	(STD)	(STD)
VFM325	F31A0-40161	F31A0-40361
VFM330	F31A0-40171	F31A0-40371
VFM350	F31A0-40181	F31A0-40381
VFM366	F31A0-40191	F31A0-40391
VFM370	F31A0-40201	F31A0-40401
VFM375	F31A0-40211	F31A0-40411
VFM400	F31A0-40221	F31A0-40421
VFM425	F31A0-40231	F31A0-40431
VFM450	F31A0-40241	F31A0-40441
VFM475	F31A0-40251	F31A0-40451
VFM500	F31A0-40261	F31A0-40461
VFM550	F31A0-40271	F31A0-40471
VFM600	F31A0-40281	F31A0-40481

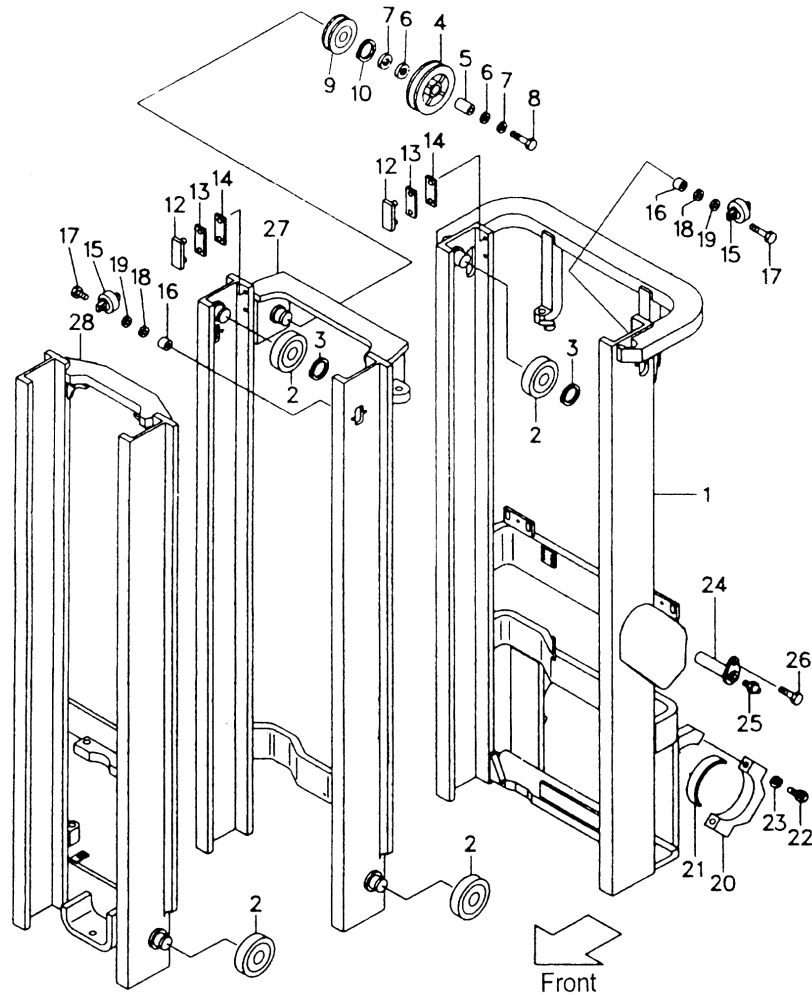
Fig.81 MAST [VFHM11E]



Item No.	Part No.	Description	Req'd	Remarks:Serial No.
1	N15A0-70101	OUTER MAST (STD) H=VFHME435	1	
2	B11E8-23201	END ROLLER	8	
3	S2100-00040	SNAP RING	4	
4	P3130-15301	PULLY	1	
5	P2170-12651	CLOOAR	1	
6	P2050-12331	NYLOW, MATTRESS	2	
7	P3200-72221	WASHER	2	
8	S1100-16060	BOLT	1	
9	B11E8-42031	SHEAVE	1	
10	S2100-00040	SNAP RING	1	
12	B21E8-33351	SLIPPER	4	
13	B21E8-33361	SHIM T=0.5	AR	
14	B21E8-33371	SHIM T=1.0	AR	
15	B11E8-30301	SIDE ROLLER	4	
16	B11E8-32841	SPACE	4	
17	S1103-10050	BOLT	4	
18	B11E8-30261	SHIM	AR	
19	B11E8-30121	SHIM	AR	
20	B11E6-12441	CAP	2	
21	F31A8-40201	BUSHING	2	
22	S1100-14065	BOLT	2	
23	S2011-00014	WASHER	2	
24	B11E8-02101	PIN	2	
25	S4901-00100	FITTING	2	
26	B21E4-12251	BOLT	2	
27	B11E0-70302	MIDDLE MAST (STD)H=VFHM435	1	
28	B11E0-70501	INNER MAST (STD)H=VFHM435	1	

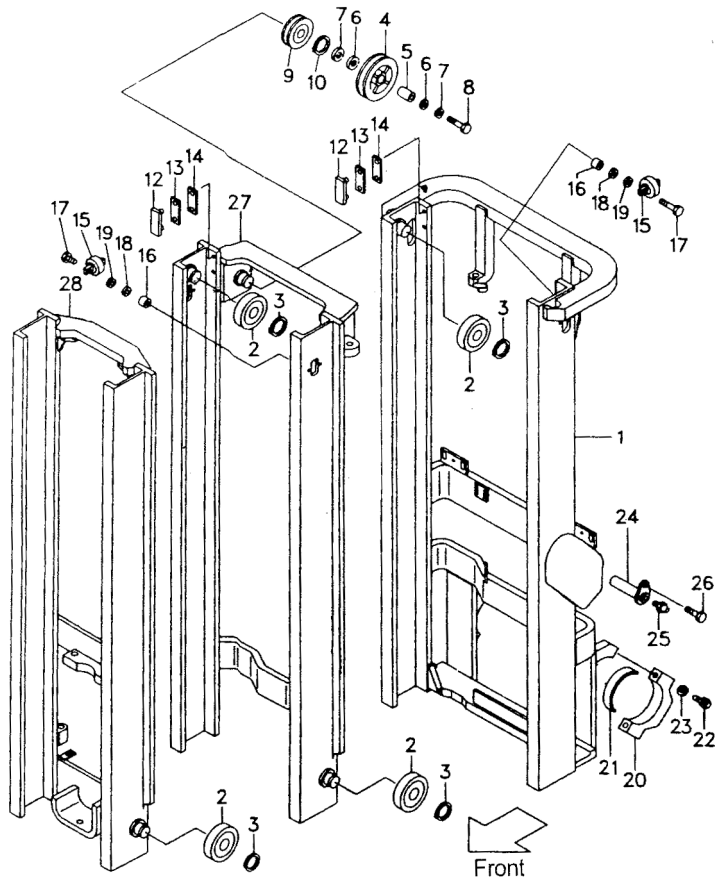
Fig.81 MAST [VFHM11E]

<OPITONAL PARTS>



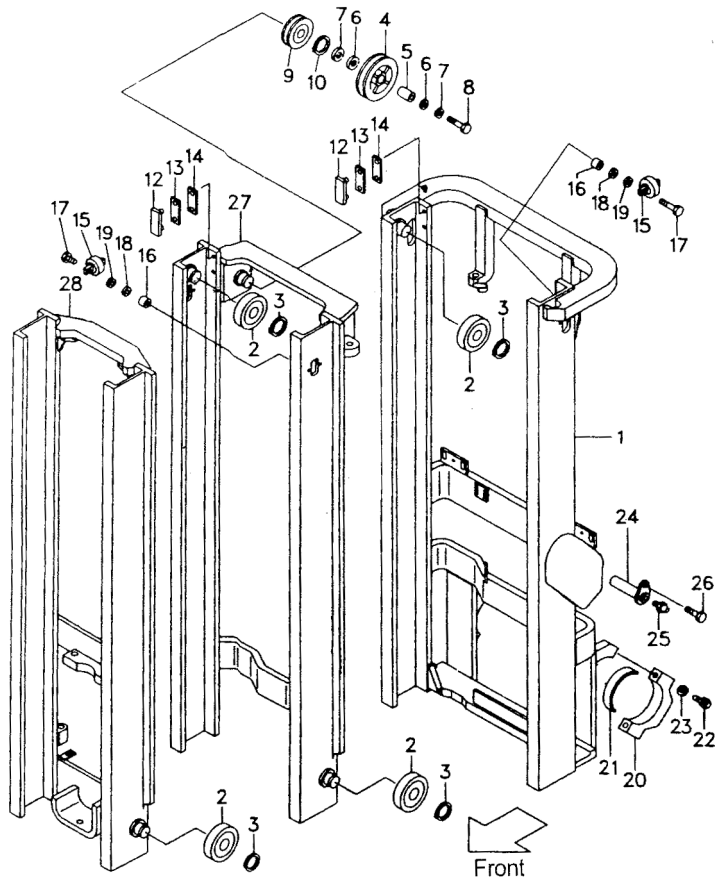
ITEM NO.	1	27	28
LIFT HEIGHT	OUTER MA	MIDDLE MAST	INNER MAST
VFHM360	N15A0-70111	B11E0-70312	B11E0-70511
VFHM400	N15A0-70121	B11E0-70322	B11E0-70521
VFHM435	(STD)	(STD)	(STD)
VFHM480	N15A0-70131	B11E0-70332	B11E0-70531
VFHM500	N15A0-70141	B11E0-70342	B11E0-70541
VFHM540	N15A0-70151	B11E0-70352	B11E0-70551
VFHM550	N15A0-70161	B11E0-70362	B11E0-70561
VFHM600	N15A0-70171	B11E0-70372	B11E0-70571
VFHM650	N15A0-70181	B11E0-70382	B11E0-70581
VFHM700	N15A0-70191	B11E0-70392	B11E0-70591
VFHM750	N15A0-70201	B11E0-70402	B11E0-70601

Fig.82 MAST VFHM21A



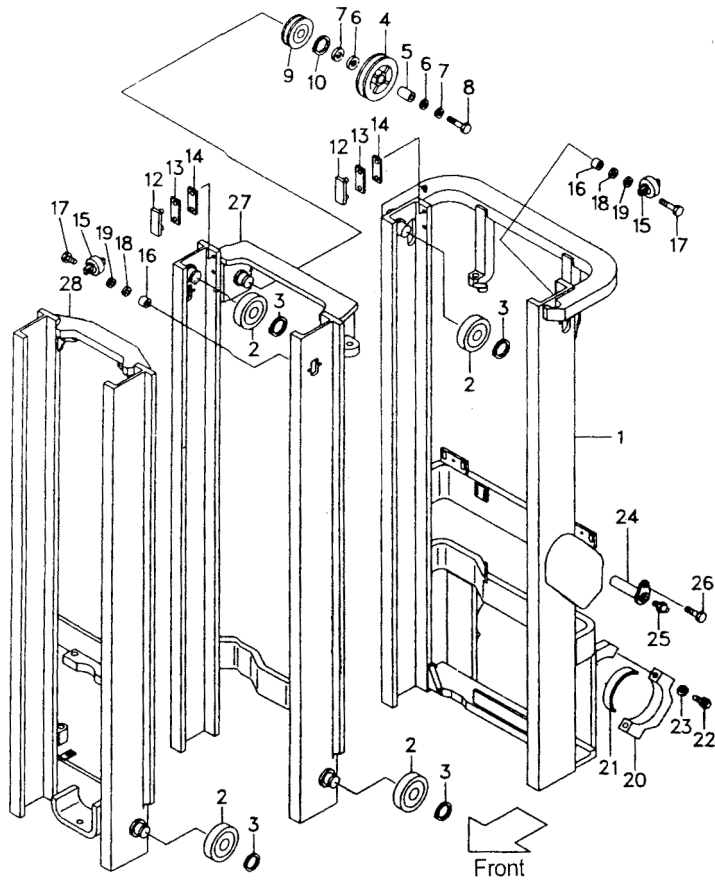
Item No.	Part No.	Description	Req'd	Remarks:Serial No.
1	F21A0-70201	OUTER MAST (STD)H=VFM300	1	
2	F31A8-42051	END ROLLER	8	
3	S2100-00045	SNAP RING	8	
4	P3130-15301	PULLY	1	
5	P2170-12651	CLOOAR	1	
6	P2050-12331	NYLON, MATTRESS	2	
7	P3200-72221	WASHER	2	
8	S1106-16065	BOLT	1	
9	F31A0-83001	SHEAVE	1	
10	S2100-00040	SNAP RING	1	
12	F21A8-22101	SLIPPER	4	
13	F21A8-22041	SHIM t=0.5	AR	
14	F21A8-22051	SHIM t=1.0	AR	
15	F31A8-42061	SIDE ROLLER	4	
16	F21A8-22091	SPACE	4	
17	S1106-12050	BOLT	4	
18	F21A8-22081	SHIM	AR	
19	F21A8-22061	SHIM	AR	
20	F31A8-40101	CAP	2	
21	F31A8-40201	BUSHING	2	
22	S1106-16065	BOLT	2	

Fig.82 MAST VFHM21A



Item No.	Part No.	Description	Req'd	Remarks:Serial No.
23	S2011-00016	WASHER	2	
24	F31A8-52201	PIN	2	
25	S4901-00100	FITTING	2	
26	S1184-10020	BOLT	2	
27	F21A0-70401	MIDDLE MAST (STD) H=VFHM 450	1	
28	F21A0-70601	INNER MAST (STD) H=VFHM 450	1	

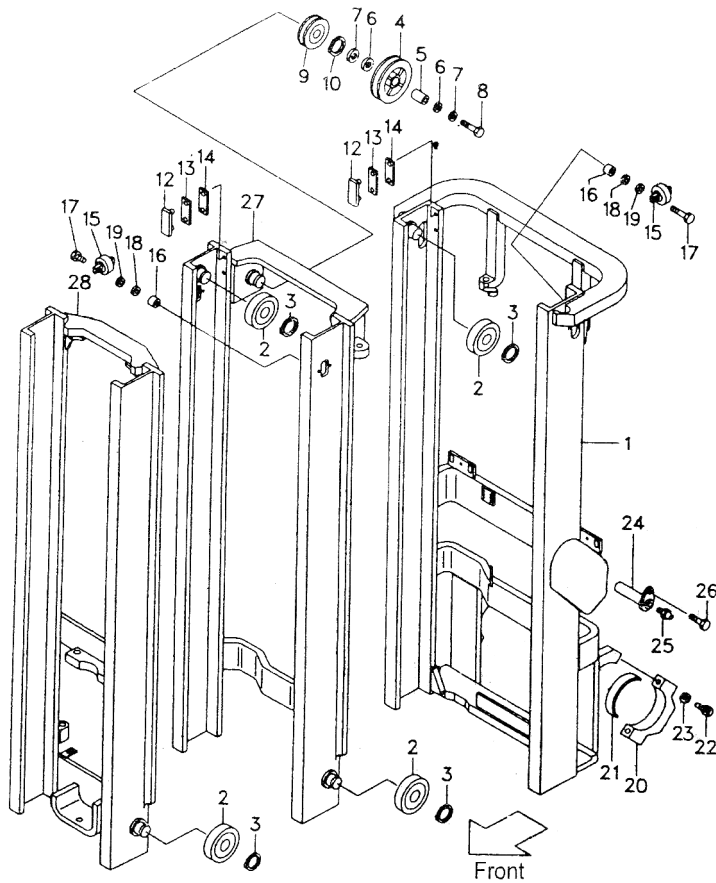
Fig.82 MAST VFHM21A



<Optional Parts>

Item No.	1	27	28
Lift Height	OUTER MAST	MIDDLE MAST	INNER MAST
VFHM360	F21A0-70211	F21A0-70411	F21A0-70611
VFHM400	F21A0-70221	F21A0-70421	F21A0-70621
VFHM435	F21A0-70231	F21A0-70431	F21A0-70631
VFHM450	(STD)	(STD)	(STD)
VFHM480	F21A0-70241	F21A0-70441	F21A0-70641
VFHM500	F21A0-70251	F21A0-70451	F21A0-70651
VFHM540	F21A0-70261	F21A0-70461	F21A0-70661
VFHM550	F21A0-70271	F21A0-70471	F21A0-70671
VFHM600	F21A0-70281	F21A0-70481	F21A0-70681
VFHM650	F21A0-70291	F21A0-70491	F21A0-70691
VFHM700	F21A0-70301	F21A0-70501	F21A0-70701
VFHM750	F21A0-70311	F21A0-70511	F21A0-70711

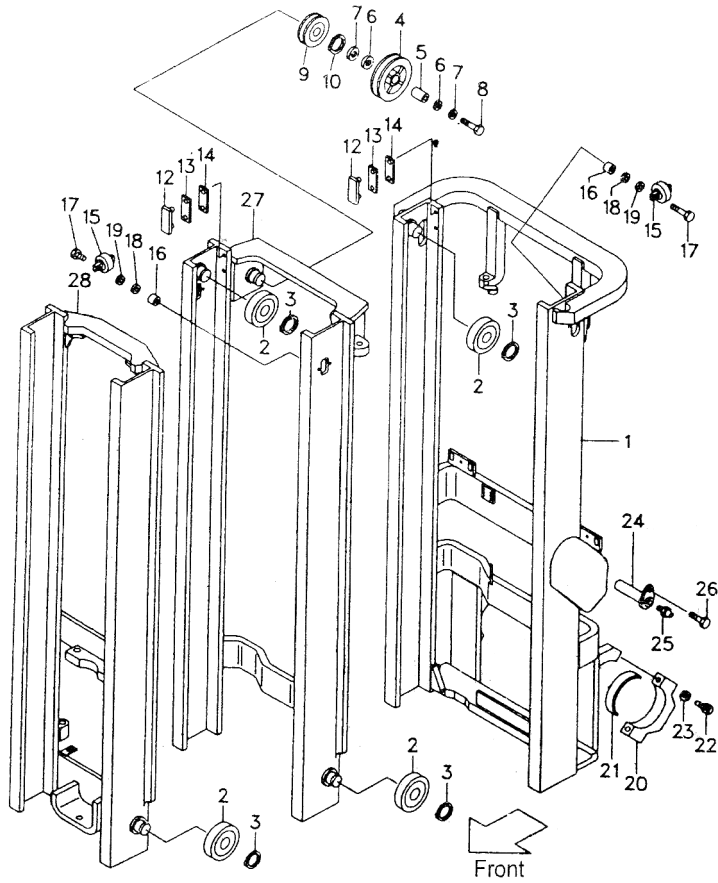
Fig.83 MAST VFHM31A



Item No.	Part No.	Description	Req'd	Remarks:Serial No.
1	F31A0-70201	OUTER MAST (STD)H=VFM300	1	
2	F31A8-42051	END ROLLER	8	
3	S2100-00045	SNAP RING	8	
4	P3130-15301	PULLY	1	
5	P2170-12651	CLOOAR	1	
6	P2050-12331	NYLON, MATTRESS	2	
7	P3200-72221	WASHER	2	
8	S1106-16065	BOLT	1	
9	F31A0-83001	SHEAVE	1	
10	S2100-00040	SNAP RING	1	
12	F21A8-22101	SLIPPER	4	
13	F21A8-22041	SHIM t=0.5	AR	
14	F21A8-22051	SHIM t=1.0	AR	
15	F31A8-42061	SIDE ROLLER	4	
16	F21A8-22091	SPACE	4	
17	S1106-12050	BOLT	4	
18	F21A8-22081	SHIM	AR	
19	F21A8-22061	SHIM	AR	
20	F31A8-40101	CAP	2	
21	F31A8-40201	BUSHING	2	
22	S1106-16065	BOLT	2	

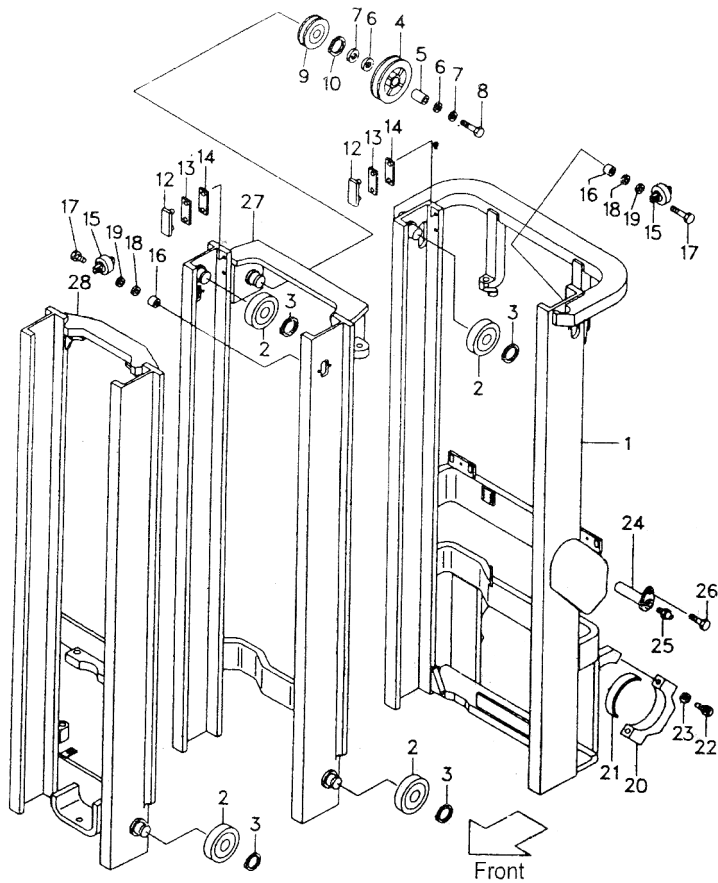
Fig.83

Fig.83 MAST VFHM31A



Item No.	Part No.	Description	Req'd	Remarks:Serial No.
23	S2011-00016	WASHER	2	
24	F31A8-52201	PIN	2	
25	S4901-00100	FITTING	2	
26	S1184-10020	BOLT	2	
27	F31A0-70401	MIDDLE MAST (STD) H=VFHM 450	1	
28	F31A0-70601	INNER MAST (STD) H=VFHM 450	1	

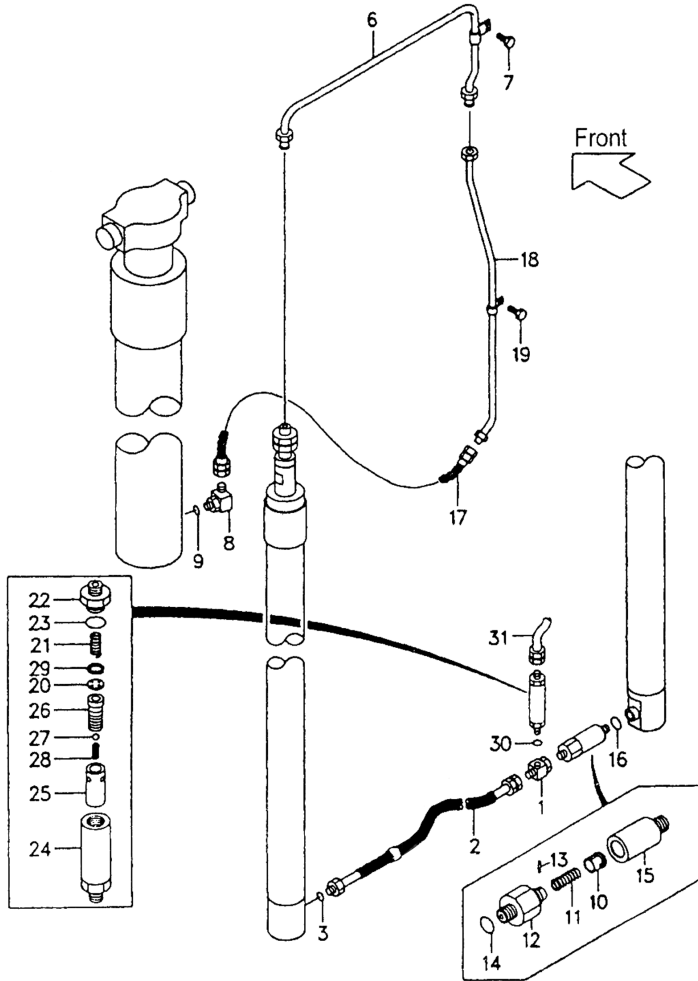
Fig.83 MAST VFHM31A



<Optional Parts>

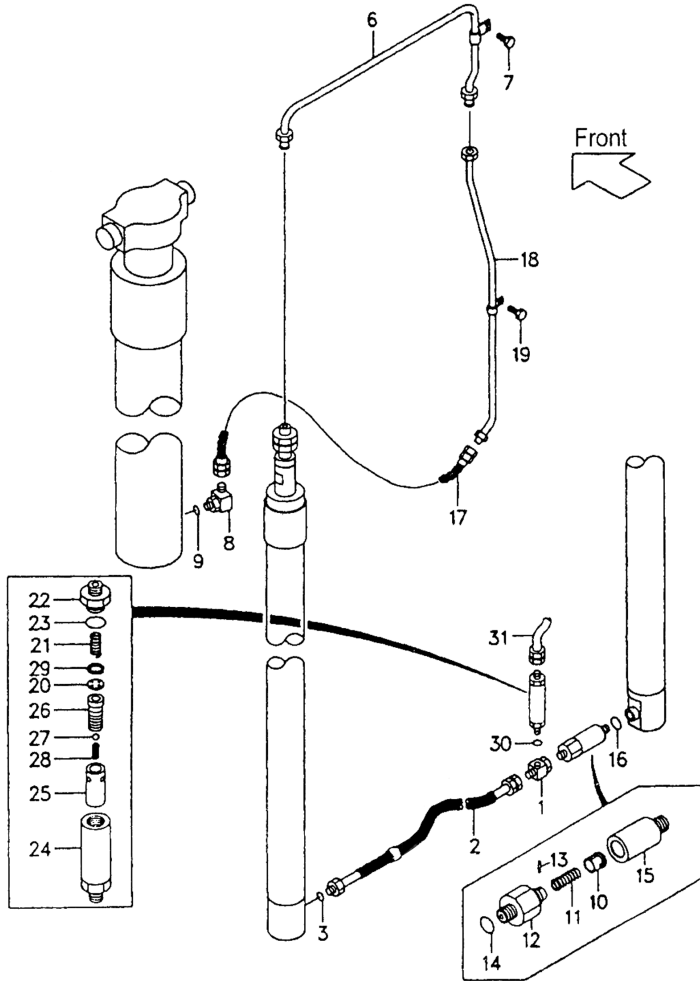
Item No.	1	27	28
Lift Height	OUTER MAST	MIDDLE MAST	INNER MAST
VFHM360	F31A0-70211	F31A0-70411	F31A0-70611
VFHM400	F31A0-70221	F31A0-70421	F31A0-70621
VFHM435	F31A0-70231	F31A0-70431	F31A0-70631
VFHM450	(STD)	(STD)	(STD)
VFHM480	F31A0-70241	F31A0-70441	F31A0-70641
VFHM500	F31A0-70251	F31A0-70451	F31A0-70651
VFHM540	F31A0-70261	F31A0-70461	F31A0-70661
VFHM550	F31A0-70271	F31A0-70471	F31A0-70671
VFHM600	F31A0-70281	F31A0-70481	F31A0-70681
VFHM650	F31A0-70291	F31A0-70491	F31A0-70691
VFHM700	F31A0-70301	F31A0-70501	F31A0-70701
VFHM750	F31A0-70311	F31A0-70511	F31A0-70711

Fig.84 MAST PIPING [VFM11E]



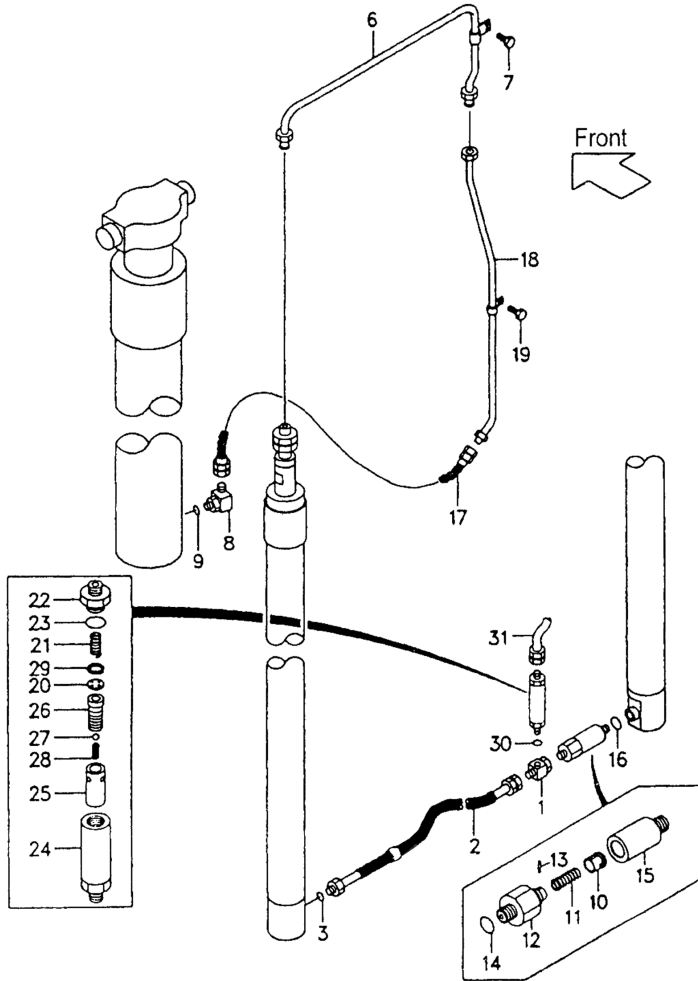
Item No.	Part No.	Description	Req'd	Remarks:Serial No.
1	F31A8-41101	THREE WAY	1	
2	B11E8-44111	HOSE	1	
3	S3320-00140	O-RING	1	
6	B11E0-62301	PIPE	1	
7	S1183-06016	BOLT	1	
B	F31A0-91001	ELBOW ASSY(INC.8,9)	1	
8	F31A0-94001	ELBOW	1	
9	F31A0-94001	O-RING	1	
C	S3320-00240	CUT VALVE ASSY (INC.10-16)	1	
D	F31A8-40701	CUT VALVE SUB ASSY (INC.10-14)	1	
10	F31A8-41706	PISTON	1	
11	F31A8-42611	SPRING	1	
12	F31A8-42621	NIPPLE	1	
13	S2270-01014	PIN	1	
14	S3320-00140	O-RING	1	
15	F31A0-64111	ADAPTER	1	
16	S3320-00140	O-RING	1	
17	B21E0-62151	HOSE	1	SEE OP.PARTS
18	B11E0-60201	PIPE(STD)H=VFM300	1	
19	S1183-06016	BOLT	1	
E	B11E8-41001	FLOW REGULATOR ASSY (INC.20-29)	1	
20	NO PART NO.	PLATE	1	
21	F21A8-43101	SPRING	1	
22	NO PART NO.	NIPPLE	1	

Fig.84 MAST PIPING [VFM11E]



Item No.	Part No.	Description	Req'd	Remarks:Serial No.
23	S3300-00280	O-RING	1	
24	NO PART NO.	CASE	1	
25	NO PART NO.	SLEEVE	1	
26	NO PART NO.	PISTON	1	
27	F21A8-42951	BALL	1	
28	F21A8-44151	SPRING	1	
29	S2210-00018	SNAP RING	1	
30	S3320-00180	O-RING	1	
31	N15A8-42001	HOSE	1	

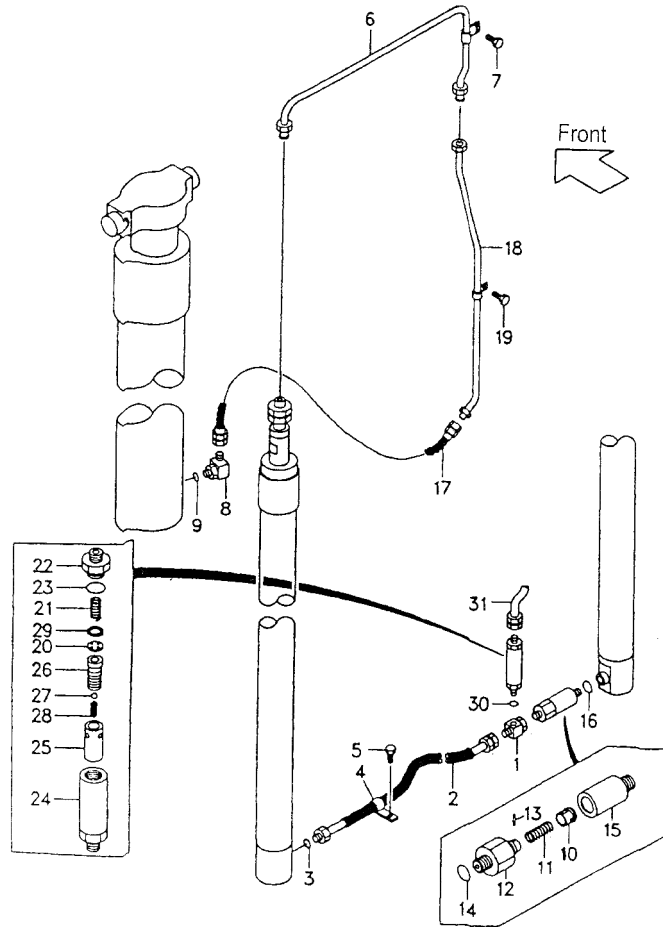
Fig.84 MAST PIPING [VFM11E]



<OPITONAL PARTS>

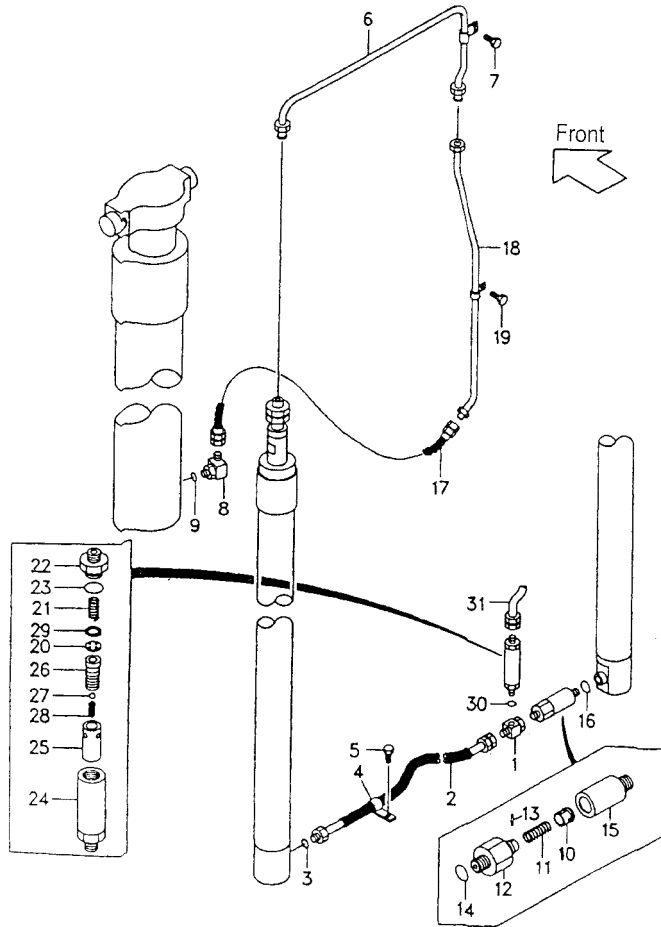
ITEM NO.	18
LIFT HEIGHT	OUTER MAST
VFM200	B11E0-60211
VFM225	B11E0-60221
VFM250	B11E0-60231
VFM270	B11E0-60241
VFM275	B11E0-60251
VFM300	(STD)
VFM325	B11E0-60261
VFM330	B11E0-60271
VFM350	B11E0-60281
VFM366	B11E0-60291
VFM370	B11E0-60301
VFM375	B11E0-60311
VFM400	B11E0-60321
VFM425	B11E0-60331
VFM450	B11E0-60341
VFM475	B11E0-60351
VFM500	B11E0-60361
VFM550	B11E0-60371
VFM600	B11E0-60381

Fig.85 MAST PIPING VFM21A



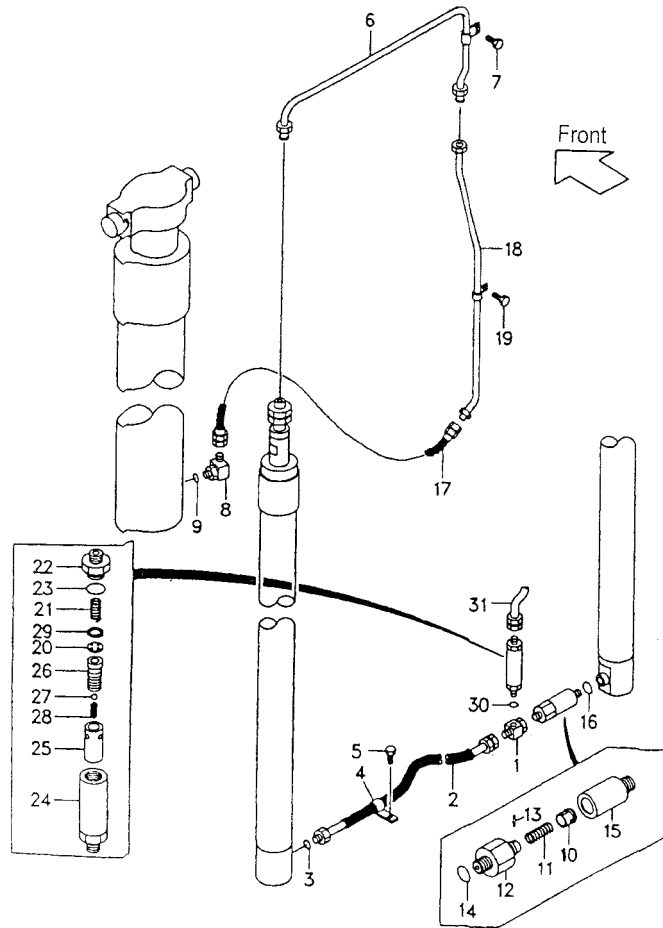
Item No.	Part No.	Description	Req'd	Remarks:Serial No.
1	F31A8-41101	THREE SAY	1	
A	F31A0-62071	HOSE ASS'Y. (inc.2,3)	1	
2	F31A0-63071	HOSE	1	
3	S3320-00140	O-RING	1	
4	F31A8-44081	CLIP	1	
5	S1184-10020	BOLT	1	
6	F21A0-62001	PIPE	1	
7	S1183-06016	BOLT	1	
B	F31A0-91001	ELBOW ASS'Y. (inc. 8,9)	1	
8	F31A0-94001	ELBOW	1	
9	S3320-00240	O-RING	1	
C	F31A8-40701	CUT VALVE ASS'Y. (inc. 10 ~ 16)	1	
D	F31A8-41706	CUT VALVE SUB ASS'Y (inc. 10 ~ 14)	1	
10	F31A8-42601	PISTON	1	
11	F31A8-42611	SPRING	1	
12	F31A8-42621	NIPPLE	1	
13	S2270-01014	PIN	1	
14	S3320-00140	O-RING	1	
15	F31A0-64111	ADAPTER	1	
16	S3320-00140	O-RING	1	
17	F31A0-62151	HOSE	1	
18	F21A0-60351	PIPE (STD) H=VFM300	1	See OP. Parts

Fig.85 MAST PIPING VFM21A



Item No.	Part No.	Description	Req'd	Remarks:Serial No.
19	S1183-06016	BOLT	1	
E	F21A8-41001	FLOW REGULATOR ASS'Y. (inc. 20 ~ 29)	1	
20	NO PART NO. §	PLATE	1	
21	F21A8-43101	SPRING	1	
22	NO PART NO.	NIPPLE	1	
23	S3300-00280	O-RING	1	
24	NO PART NO.	CASE	1	
25	NO PART NO.	SLEEVE	1	
26	NO PART NO.	PISTON	1	
27	F21A8-42951	BALL	1	
28	F21A8-44151	SPRING	1	
29	S2210-00018	SNAP RING	1	
30	S3320-00180	O-RING	1	
31	F21A8-02102	HOSE	1	

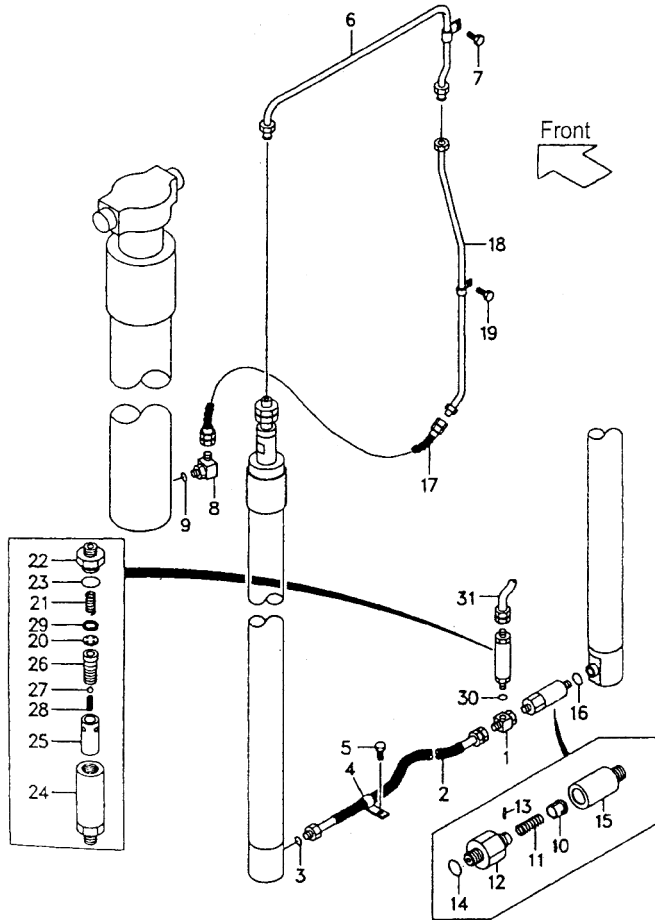
MAST PIPING VFM21A



<Optional Parts>

Item No.	18
Lift Height	PIPE
VFM200	F21A0-60301
VFM225	F21A0-60311
VFM250	F21A0-60321
VFM270	F21A0-60331
VFM275	F21A0-60341
VFM300	(STD)
VFM325	F21A0-60361
VFM330	F21A0-60371
VFM350	F21A0-60381
VFM366	F21A0-60391
VFM370	F21A0-60401
VFM375	F21A0-60411
VFM400	F21A0-60421
VFM425	F21A0-60431
VFM450	F21A0-60441
VFM475	F21A0-60451
VFM500	F21A0-60461
VFM550	F21A0-60471
VFM600	F21A0-60481

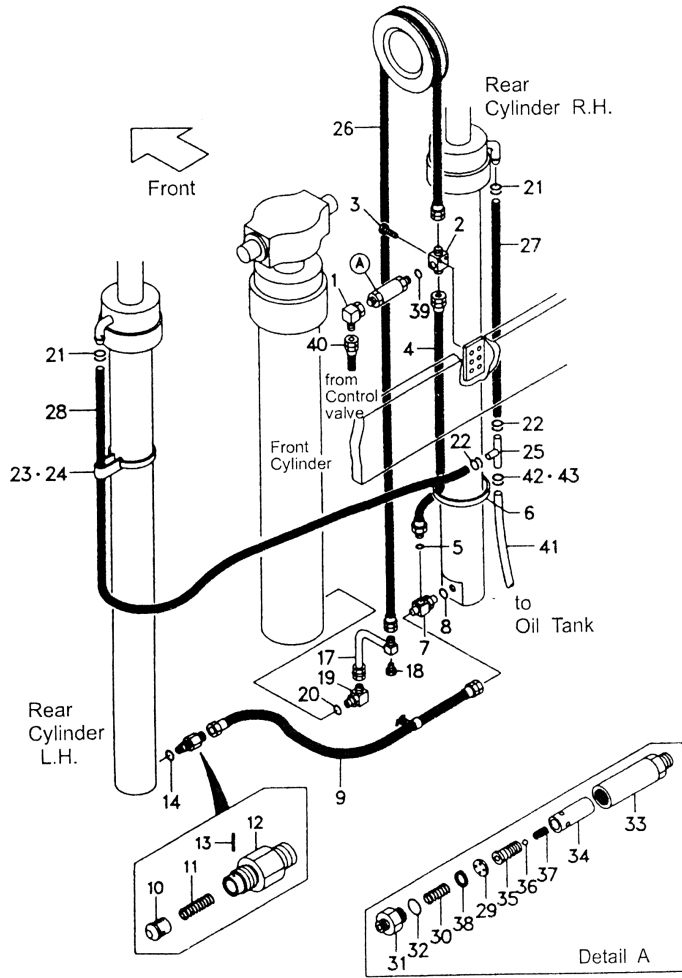
Fig.86 MAST PIPING VFM31A



<Optional Parts>

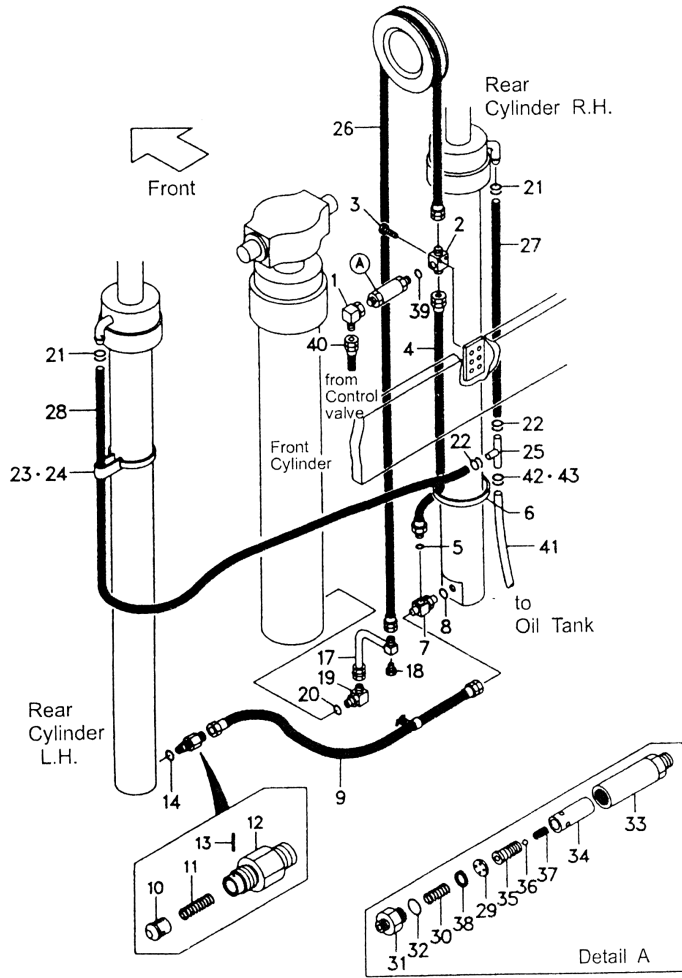
Item No.	18
Lift Height	PIPE
VFM200	F31A0-60301
VFM225	F31A0-60311
VFM250	F31A0-60321
VFM270	F31A0-60331
VFM275	F31A0-60341
VFM300	(STD)
VFM325	F31A0-60361
VFM330	F31A0-60371
VFM350	F31A0-60381
VFM366	F31A0-60391
VFM370	F31A0-60401
VFM375	F31A0-60411
VFM400	F31A0-60421
VFM425	F31A0-60431
VFM450	F31A0-60441
VFM475	F31A0-60451
VFM500	F31A0-60461
VFM550	F31A0-60471
VFM600	F31A0-60481

Fig.87 MAST PIPING [VFHM11E]



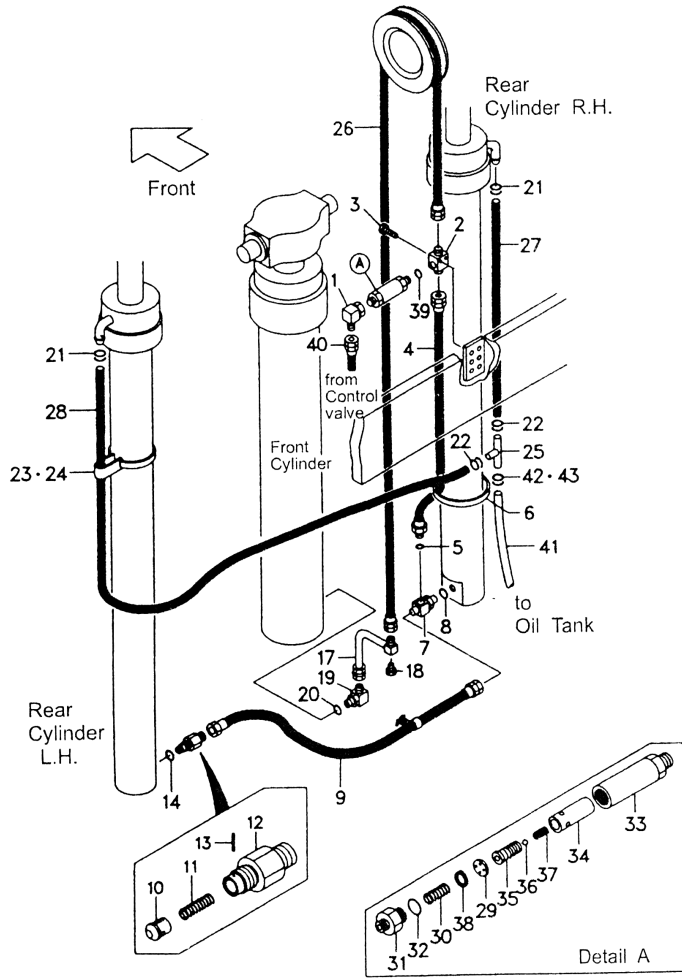
Item No.	Part No.	Description	Req'd	Remarks:Serial No.
1	P2150-14321	ELBOW	1	
2	B11E0-94101	TREE WAY	1	
3	S1184-10040	BOLT	2	
4	B11E0-94011	HOSE	1	
5	S3320-00180	O-RING	1	
6	S4913-11380	BAND	1	
7	B11E0-93101	THREE WAY	1	
8	S3320-00140	O-RING	1	
9	F31A8-02201	HOSE	1	
C	F31A8-40701	CUT VALVE ASSY (INC.10-14)	1	
10	F31A8-42601	PISTON	1	
11	F31A8-42611	SPRING	1	
12	F31A8-42621	NIPPLE	1	
13	S2270-01014	PIN	1	
14	S3320-00140	O-RING	1	
17	B11E0-93001	PIPE	1	
18	S1185-08016	BOLT	1	
D	F31A0-94001	ELBOW ASSY(INC.19,20)	1	
19	F31A0-95001	ELBOW	1	
20	S3320-00240	O-RING	1	
21	S4911-00018	CLIP	2	
22	S4911-00018	CLIP	2	
23	S4913-21380	BAND	2	
24	F31A8-47401	BAND	2	
25	F21A8-22111	THREE WAY	1	
26	S4601-44292	HOSE(STD) H=VFHM 435	1	SEE OP.PARTS

Fig.87 MAST PIPING [VFHM11E]



Item No.	Part No.	Description	Req'd	Remarks:Serial No.
27	S3678-40125	TUBE R.H.(STD)H=VFMH435	1	SEE OP.PARTS
28	S3678-40175	TUBE L.H.(STD)H=VFMH435	1	SEE OP.PARTS
E	B11E8-41001	FLOW REGULATOR ASSY (INC.29-39)	1	
29	NO PART NO	PLATE	1	
30	B11E8-43101	SPRING	1	
31	NO PART NO	NIPPLE	1	
32	S3300-00280	O-RING	1	
33	NO PART NO	CASE	1	
34	NO PART NO	SLEEVE	1	
35	NO PART NO.	PISTON	1	
36	F21A8-42951	BALL	1	
37	F21A8-44151	SPRING	1	
38	S2210-00018	SNAP RING	1	
39	S3320-00180	O-RING	1	
40	N15A0-92131	HOSE	1	
41	S3678-40080	TUBE	1	
42	S4911-00018	CLAMP	1	
43	S4914-00016	CLIP	1	

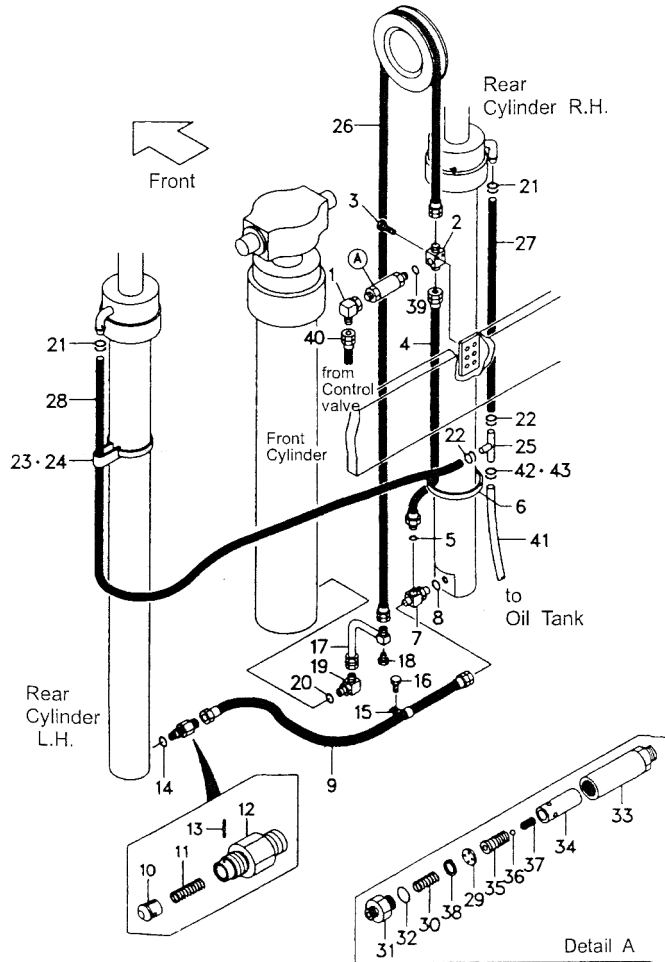
Fig.87 MAST PIPING [VFHM11E]



<OPITONAL PARTS>

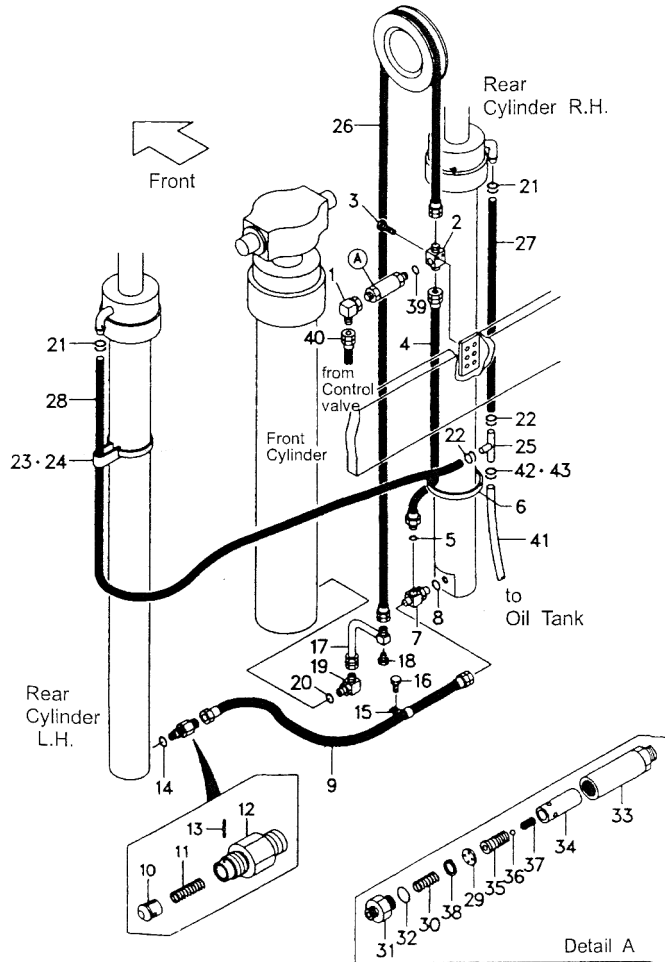
ITEM NO.	26	27	28
LIFT HEIGHT	HOSE H,P.	TUBE R.H	TUBE L.H
VFHM400	S4601-44267	S4601-40115	S4601-40105
VFHM435	(STD)	(STD)	(STD)
VFHM480	S4601-44321	S4601-40140	S4601-40190
VFHM500	S4601-44341	S4601-40150	S4601-40200
VFHM550	S4601-44373	S4601-40170	S4601-40220
VFHM600	S4601-44409	S4601-40185	S4601-40235
VFHM650	S4601-44452	S4601-40210	S4601-40260
VFHM700	S4601-44495	S4601-40230	S4601-40280
VFHM750	S4601-44528	S4601-40245	S4601-40295

Fig.88 MAST PIPING VFHM21A



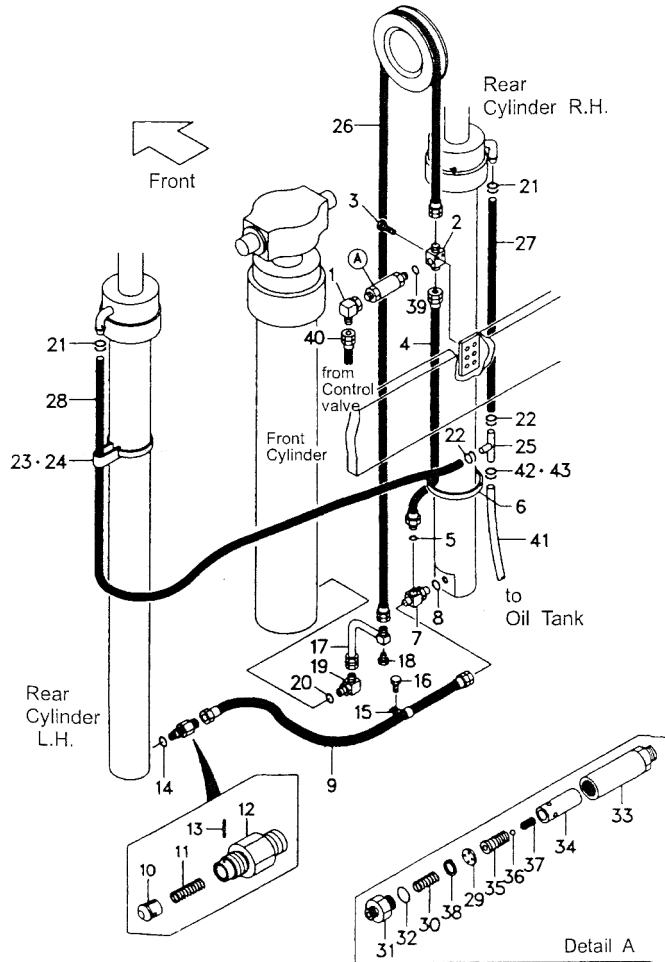
Item No.	Part No.	Description	Req'd	Remarks:Serial No.
1	F2150-14321	ELBOW	1	
2	F31A0-92061	THREE WAY	1	
3	S1184-10040	BOLT	2	
A	F21A0-92101	HOSE ASS'Y (Inc.4,5)	1	
4	F21A0-92201	HOSE	1	
5	S3320-00180	O-RING	1	
6	S4913-11380	BAND	1	
B	F31A8-41101	THREE WAY ASS'Y (Inc.7,8)	1	
7	F31A8-42201	THREE WAY	1	
8	S3320-00140	O-RING	1	
9	F31A0-62071	HOSE	1	
C	F31A8-41706	CUT VALVE ASS'Y (Inc.10 ~ 16)	1	
10	F31A8-42601	PISTON	1	
11	F31A8-42611	SPRING	1	
12	F31A8-42621	NIPPLE	1	
13	S2270-01014	PIN	1	
14	S3320-00140	O-RING	1	
15	F31A8-43081	CLIP	1	
16	S1184-10020	BOLT	1	
17	F31A0-90151	PIPE	1	
18	S1186-10020	BOLT	1	
D	F31A0-94001	ELBOW ASS'Y (Inc. 19,20)	1	
19	F31A0-95001	ELBOW	1	
20	S3320-00240	O-RING	1	

Fig.88 MAST PIPING VFHM21A



Item No.	Part No.	Description	Req'd	Remarks:Serial No.
21	S4911-00018	CLIP	2	
22	S4911-00018	CLIP	2	
23	S4913-21380	BAND	2	
24	F31A8-47401	BAND	2	
25	F21A8-22111	THREE WAY	1	
26	S4601-44256	HOSE (STD) H=VFHM450	1	
27	S3678-40110	TUBE R.H. (STD) H=VFHM450	1	
28	S3678-40175	TUBE R.H. (STD) H=VFHM450	1	
E	F21A8-41001	FLOW REGULATOR ASS'Y (inc. 20 ~ 29)	1	
29	NO PART NO.	PLATE	1	
30	F21A8-43101	SPRING	1	
31	NO PART NO.	NIPPLE	1	
32	S3300-00280	O-RING	1	
33	NO PART NO.	CASE	1	
34	NO PART NO.	SLEEVE	1	
35	NO PART NO.	PISTON	1	
36	F21A8-42951	BALL	1	
37	F21A8-44151	SPRING	1	
38	S2210-00018	SNAP RING	1	
39	S3320-00180	O-RING	1	
40	F21A0-92131	HOSE	1	
41	S3678-40100	TUBE	1	
42	S4911-0018	CLAMP	1	
43	S4914-00016	CLIP	1	

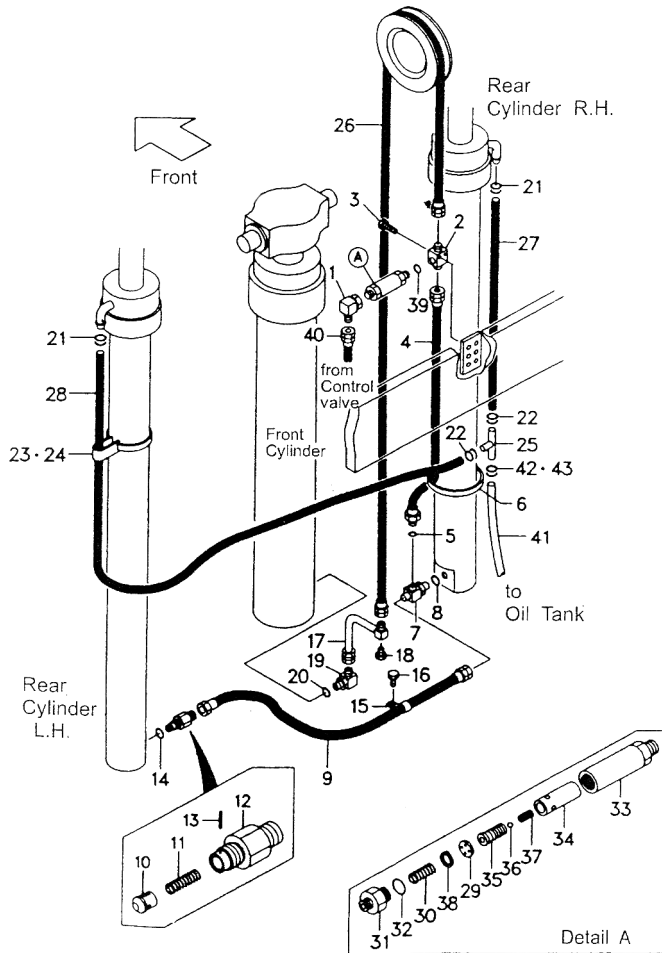
Fig.88 MAST PIPING VFHM21A



<Optional Parts>

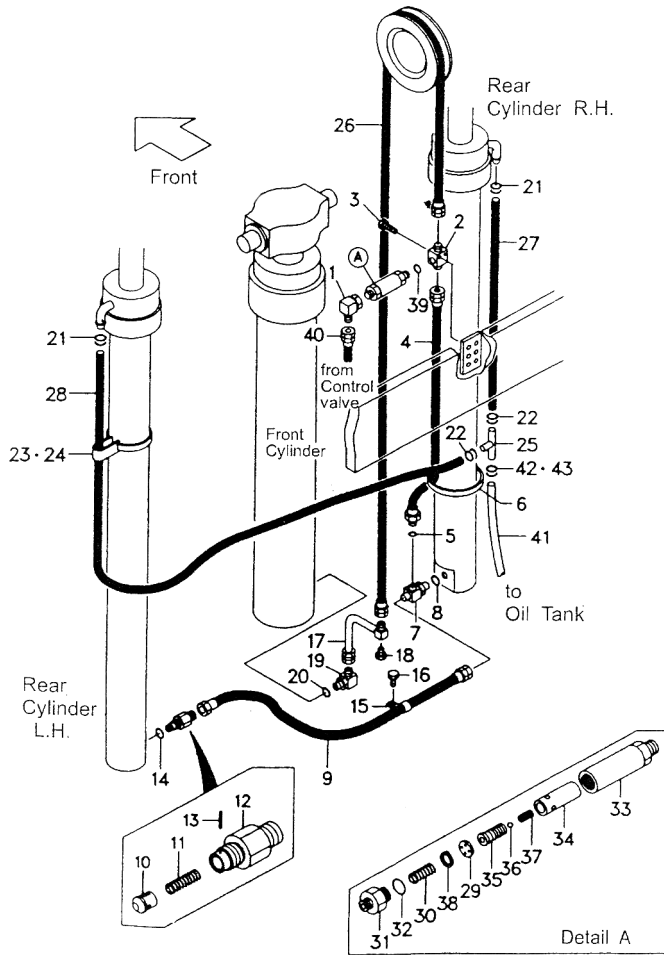
Item No.	26	27	28
Lift Height	HOSE H.P.	TUBE R.H.	TUBE L.H.
VFHM360	S4601-44188	S3678-40080	S3678-40145
VFHM400	S4601-44212	S3678-40095	S3678-40160
VFHM435	S4601-44237	S3678-40105	S3678-40170
VFHM450	(STD)	(STD)	(STD)
VFHM480	S4601-44267	S3678-40120	S3678-40185
VFHM500	S4601-44287	S3678-40130	S3678-40195
VFHM540	S4601-44311	S3678-40145	S3678-40210
VFHM550	S4601-44319	S3678-40150	S3678-40215
VFHM600	S4601-44355	S3678-40165	S3678-40230
VFHM650	S4601-44398	S3678-40190	S3678-40255
VFHM700	S4601-44441	S3678-40210	S3678-40275
VFHM750	S4601-44473	S3678-40225	S3678-40290

Fig.89 MAST PIPING VFHM31A



Item No.	Part No.	Description	Req'd	Remarks:Serial No.
1	F2150-14321	ELBOW	1	
2	F31A0-92061	THREE WAY	1	
3	S1184-10040	BOLT	2	
A	F21A0-92101	HOSE ASS'Y (Inc.4,5)	1	
4	F21A0-92201	HOSE	1	
5	S3320-00180	O-RING	1	
6	S4913-11380	BAND	1	
B	F31A8-41101	THREE WAY ASS'Y (Inc.7,8)	1	
7	F31A8-42201	THREE WAY	1	
8	S3320-00140	O-RING	1	
9	F31A0-62071	HOSE	1	
C	F31A8-41706	CUT VALVE ASS'Y (Inc.10 ~ 16)	1	
10	F31A8-42601	PISTON	1	
11	F31A8-42611	SPRING	1	
12	F31A8-42621	NIPPLE	1	
13	S2270-01014	PIN	1	
14	S3320-00140	O-RING	1	
15	F31A8-43081	CLIP	1	
16	S1184-10020	BOLT	1	
17	F31A0-90151	PIPE	1	
18	S1186-10020	BOLT	1	
D	F31A0-94001	ELBOW ASS'Y (Inc. 19,20)	1	
19	F31A0-95001	ELBOW	1	
20	S3320-00240	O-RING	1	

Fig.89 MAST PIPING VFHM31A



Item No.	Part No.	Description	Req'd	Remarks:Serial No.
21	S4911-00018	CLIP	2	
22	S4911-00018	CLIP	2	
23	S4913-21380	BAND	2	
24	F31A8-47401	BAND	2	
25	F21A8-22111	THREE WAY	1	
26	S4601-44256	HOSE (STD) H=VFHM450	1	
27	S3678-40110	TUBE R.H. (STD) H=VFHM450	1	
28	S3678-40175	TUBE R.H. (STD) H=VFHM450	1	
E	F31A8-41001	FLOW REGULATOR ASS'Y (inc. 20 ~ 29)	1	
29	NO PART NO.	PLATE	1	
30	F31A8-43101	SPRING	1	
31	NO PART NO.	NIPPLE	1	
32	S3300-00280	O-RING	1	
33	NO PART NO.	CASE	1	
34	NO PART NO.	SLEEVE	1	
35	NO PART NO.	PISTON	1	
36	F21A8-42951	BALL	1	
37	F21A8-44151	SPRING	1	
38	S2210-00018	SNAP RING	1	
39	S3320-00180	O-RING	1	
40	F21A0-92131	HOSE	1	
41	S3678-40100	TUBE	1	
42	S4911-0018	CLAMP	1	
43	S4914-00016	CLIP	1	

THE END

EFFO **-SERIES**
Efficient Forklift

FD15T	FD18T
FG15T	FG18T
FD20T/C	FD25T/C
FG20T/C	FG25T/C
FD30T/C	FD35T/C
FG30T/C	FG35T/C
FD40T/C	FG40T
