



A Series

三支点蓄电池平衡重式叉车
ELECTRIC THREE-WHEEL FORKLIFT TRUCK

CPDS15-AHC2
CPDS15-AHD2

零件目录

PARTS CATALOG

杭叉集团股份有限公司
HANGCHA GROUP CO.,LTD.

09/ 2018

Contents

© CPDS15-AHC2 ④ CPDS15-AHD2

序号 Item	名称 Description	适用车型 Serial No.	页码 Page
第一部分 驱动系统和前轮系统 Part I Driving system & Front wheel system			1-A
图 1-1 Fig.1-1	驱动系统 Driving system	© ④	1-1
图 1-2 Fig.1-2	减速箱 Reduction gear box	© ④	1-2
图 1-3 Fig.1-3	前轮系统 Front wheel system	© ④	1-6
图 1-4 Fig.1-4	制动器总成 Brake assy	© ④	1-8
图 1-5 Fig.1-5	前轮总成 Front wheel assy	© ④ MAST<4.5m	1-10
图 1-6 Fig.1-6	前轮总成 Front wheel assy	© ④ MAST≥4.5m	1-11
第二部分 转向系统 Part II Steering system			2-A
图 2-1 Fig.2-1	转向装置 Steering device	© ④	2-1
图 2-2 Fig.2-2	转向管装置 Steering pipe device	© ④	2-3
图 2-3 Fig.2-3	全液压转向器 Orbitrol	© ④	2-4
第三部分 车身系统 Part III Frame system			3-A
图 3-1 Fig.3-1	车身系统 I Frame system I	© ④	3-1
图 3-2 Fig.3-2	车身系统 II Frame system II	© ④	3-3

序号 Item	名称 Description	适用车型 Serial No.	页码 Page
图 3-3 Fig.3-3	车身系统III Frame system III	© ①	3-5
图 3-4 Fig.3-4	平衡重 Counterweight	© ①	3-7
图 3-5 Fig.3-5	护顶架 Overhead guard	© ①	3-8
图 3-6 Fig.3-6	蓄电池小车 Battery car	© ①	3-10
第四部分 操纵系统 Part IV Control system			4-A
图 4-1 Fig.4-1	制动踏板总成 Brake pedal	© ①	4-1
图 4-2 Fig.4-2	加速操纵总成 Acceleration pedal	© ①	4-3
图 4-3 Fig.4-3	手制动器 Handbrake	© ①	4-4
图 4-4 Fig.4-4	制动油管总成 Brake circuit	© ①	4-5
第五部分 液压系统 Part V Hydraulic system			5-A
图 5-1 Fig.5-1	油泵装置 Principal circuit	© ①	5-1
图 5-2 Fig.5-2	油箱总成 Oil tank assy	© ①	5-2
图 5-3 Fig.5-3	转向油路 Steering circuit	© ①	5-4
图 5-4 Fig.5-4	倾斜油缸管路 Tilting circuit	© ①	5-6
图 5-5-1 Fig.5-5-1	多路阀操纵 Multi-way valve control	© ①	5-7

序号 Item	名称 Description	适用车型 Serial No.	页码 Page
图 5-5-2 Fig.5-5-2	多路阀罩壳 Multi-way valve housing	© ①	5-11
图 5-6 Fig.5-6	齿轮泵 Gear pump	© ①	5-12
图 5-7 Fig.5-7	二联多路阀 Two multi-way valve	© ①	5-13
图 5-8 Fig.5-8	三联多路阀 Three multi-way valve	© ①	5-18
图 5-9 Fig.5-9	四联多路阀 Four multi-way valve	© ①	5-23
图 5-10 Fig.5-10	下降锁止 Drop the lock	© ①	5-28
第六部分 电气系统 Part VI Electrical system			6-A
图 6-1 Fig.6-1	电气系统 I Electrical system I	© ①	6-1
图 6-2 Fig.6-2	电气系统 II Electrical system II	© ①	6-2
图 6-3 Fig.6-3	电气系统 III Electrical system III	© ①	6-4
图 6-4 Fig.6-4	蓄电池总成 Battery assy	© ①	6-5
图 6-5 Fig.6-5	选配及补充 Selection and supplement	© ①	6-6
图 6-6 Fig.6-6	加装电源插头 12V (选配) Install attaching plug 12V (Options)	© ①	6-7
第七部分 起升系统 Part VII Lifting system			7-A
图 7-1 Fig.7-1	起升组件 I Lifting part I	二级门架 SIMPLEX MAST	7-1

序号 Item	名称 Description	适用车型 Serial No.	页码 Page
	选配表 1 <Optional Parts List 1 >	二级门架 SIMPLEX MAST	7-3
图 7-2 Fig.7-2	起升组件 II Lifting part II	二级门架 SIMPLEX MAST	7-4
	选配表 2 <Optional Parts List 2 >	二级门架 SIMPLEX MAST	7-5
图 7-3 Fig.7-3	链条总成 Chain assy	二级门架 SIMPLEX MAST	7-6
	选配表 2-A <Optional Parts List 2-A >	二级门架 SIMPLEX MAST	7-7
图 7-4 Fig.7-4	货叉架总成 Fork carriager assy	二级门架 SIMPLEX MAST	7-8
图 7-5 Fig.7-5	侧移架总成 Side-shifter carriager assy	二级门架 / 二级全自由门架 / 三级门架 SIMPLEX MAST / DUPLEX MAST / TRIPLEX	7-9
图 7-6 Fig.7-6	左/右升降油缸 L.H. /R.H. Lifting cylinder	二级门架 SIMPLEX MAST	7-11
	选配表 3 <Optional Parts List 3 >	二级门架 SIMPLEX MAST	7-13
图 7-7 Fig.7-7	倾斜油缸 Tilting cylinder	二级门架 / 二级全自由门架 / 三级门架 SIMPLEX MAST / DUPLEX MAST / TRIPLEX	7-14
图 7-8 Fig.7-8	起升油路 Lifting circuit	二级门架 SIMPLEX MAST	7-16
	选配表 4 <Optional Parts List 4 >	二级门架 SIMPLEX MAST	7-17
图 7-9 Fig.7-9	侧移油路 Side-shifter circuit	二级门架 SIMPLEX MAST	7-18
	选配表 5 <Optional Parts List 5 >	二级门架 SIMPLEX MAST	7-20
图 7-9A Fig.7-9A	第四联油路 The fourth piping	二级门架 SIMPLEX MAST	7-21

序号 Item	名称 Description	适用车型 Serial No.	页码 Page
	选配表 5A <Optional Parts List 5A >	二级门架 SIMPLEX MAST	7-23
图 7-10 Fig.7-10	起升组件 I Lifting part I	三级门架 TRIPLEX MAST	7-24
	选配表 6 <Optional Parts List 6 >	三级门架 TRIPLEX MAST	7-26
图 7-11 Fig.7-11	起升组件 II Lifting part II	三级门架 TRIPLEX MAST	7-27
	选配表 7 <Optional Parts List 7 >	三级门架 TRIPLEX MAST	7-29
图 7-12 Fig.7-12	货叉架总成 Fork carriage assy	三级门架 TRIPLEX MAST	7-30
图 7-13 Fig.7-13	链条总成 Chain assy	三级门架 TRIPLEX MAST	7-31
	选配表 7-A <Optional Parts List 7-A >	三级门架 TRIPLEX MAST	7-32
图 7-14 Fig.7-14	链条总成 Chain assy	三级门架 TRIPLEX MAST	7-33
	选配表 7-B <Optional Parts List 7-B >	三级门架 TRIPLEX MAST	7-34
图 7-15 Fig.7-15	起升油路 Lifting circuit	三级门架 TRIPLEX MAST	7-35
	选配表 8 <Optional Parts List 8 >	三级门架 TRIPLEX MAST	7-38
图 7-16 Fig.7-16	左/右升降油缸 L.H./R.H. Lifting cylinder	三级门架 TRIPLEX MAST	7-39
	选配表 9 <Optional Parts List 9>	三级门架 TRIPLEX MAST	7-41
图 7-17 Fig.7-17	侧移油缸 Side-shifter cylinder	二级门架 / 二级全自由门架 / 三级门架 SIMPLEX MAST / DUPLEX MAST / TRIPLEX	7-42

序号 Item	名称 Description	适用车型 Serial No.	页码 Page
图 7-18 Fig.7-18	前升降油缸 Front lifting cylinder	三级门架 TRIPLEX MAST	7-43
	选配表 10 <Optional Parts List 10>	三级门架 TRIPLEX MAST	7-44
图 7-19 Fig.7-19	侧移油路 Side-shifter circuit	三级门架 TRIPLEX MAST	7-45
	选配表 11 <Optional Parts List 11 >	三级门架 TRIPLEX MAST	7-49
图 7-20 Fig.7-20	第四联油路 The fourth oil circuit	三级门架 TRIPLEX MAST	7-50
	选配表 11-A <Optional Parts List 11-A >	三级门架 TRIPLEX MAST	7-52
图. 7-21 Fig.7-21	起升组件 I Lifting part I	二级全自由门架 DUPLEX MAST	7-53
	选配表 12 <Optional Parts List 12 >	二级全自由门架 DUPLEX MAST	7-55
图. 7-22 Fig.7-22	起升组件 II Lifting part II	二级全自由门架 DUPLEX MAST	7-56
	选配表 13 <Optional Parts List 13 >	二级全自由门架 DUPLEX MAST	7-58
图 7-23 Fig.7-23	链条总成 Chain assy	二级全自由门架 DUPLEX MAST	7-59
	选配表 13-A <Optional Parts List 13-A >	二级全自由门架 DUPLEX MAST	7-60
图 7-24 Fig.7-24	货叉架总成 Fork carriage assy	二级全自由门架 DUPLEX MAST	7-61
图 7-25 Fig.7-25	左/右升降油缸 L.H./R.H. Lifting cylinder	二级全自由门架 DUPLEX MAST	7-62
	选配表 14 <Optional Parts List 14 >	二级全自由门架 DUPLEX MAST	7-64

序号 Item	名称 Description	适用车型 Serial No.	页码 Page
图 7-26 Fig.7-26	前升降油缸 Front lifting cylinder	二级全自由门架 DUPLEX MAST	7-65
	选配表 15 <Optional Parts List 15 >	二级全自由门架 DUPLEX MAST	7-67
图 7-27 Fig.7-27	起升油路 Lifting circuit	二级全自由门架 DUPLEX MAST	7-68
	选配表 16 <Optional Parts List 16 >	二级全自由门架 DUPLEX MAST	7-69
图 7-28 Fig.7-28	侧移油路 Side-shifter circuit	二级全自由门架 DUPLEX MAST	7-70
	选配表 17 <Optional Parts List 17 >	二级全自由门架 DUPLEX MAST	7-74
图 7-29 Fig.7-29	第四联油路 The fourth oil circuit	二级全自由门架 DUPLEX MAST	7-75
	选配表 18 <Optional Parts List 18 >	二级全自由门架 DUPLEX MAST	7-77

第一部分 驱动系统和前轮系统

Part I Driving system & Front wheel system

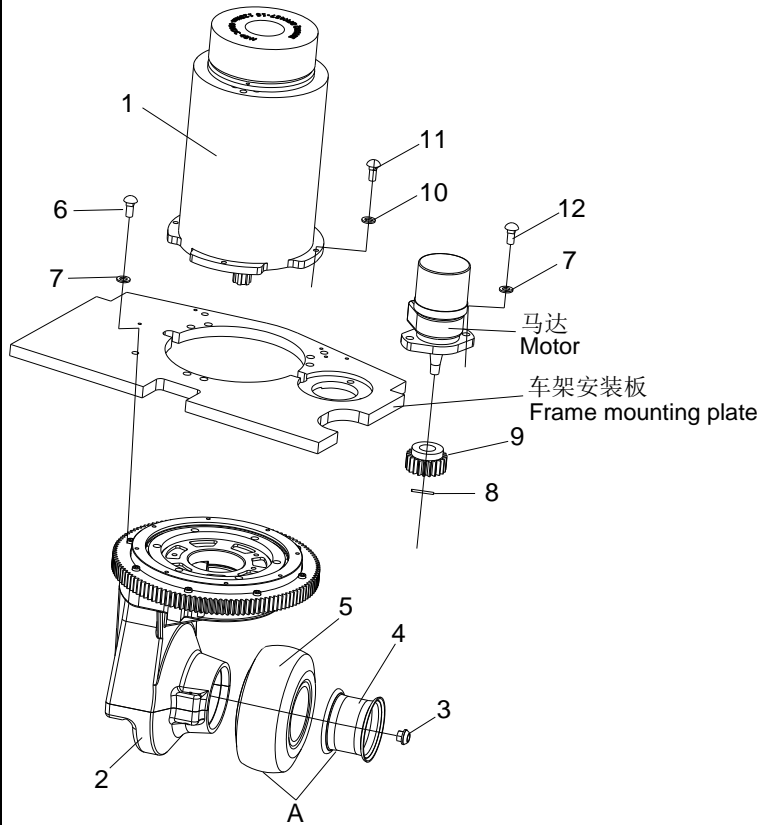
© CPDS15-AHC2 ④ CPDS15-AHD2

序号 Item	名称 Description	适用车型 Serial No.	页码 Page
图 1-1 Fig.1-1	驱动系统 Driving system	© ④	1-1
图 1-2 Fig.1-2	减速箱 Reduction gear box	© ④	1-2
图 1-3 Fig.1-3	前轮系统 Front wheel system	© ④	1-6
图 1-4 Fig.1-4	制动器总成 Brake assy	© ④	1-8
图 1-5 Fig.1-5	前轮总成 Front wheel assy	© ④ MAST < 4.5m	1-10
图 1-6 Fig.1-6	前轮总成 Front wheel assy	© ④ MAST ≥ 4.5m	1-11

图 1-1 驱动系统

Fig.1-1 Driving system

© CPDS15-AHC2 © CPDS15-AHD2



序号 Item	代号 Part No.	名称 Description	数量 Qty	备注或适用车型 Remarks Or Serial No.
1	JH150-130000-G01	交流牵引电机 Motor	1	
2	JH150-110000-000	减速箱 Transmission	1	见图1-2 See Fig.1-2
3	JS160-100001-000	球形螺母 Nut	5	
A	JH150-120000-000	实心车轮总成 Solid tyres assy	1	实心轮胎 标配 Solid tyres Optional
A	ME2151-120000-500	无痕实心车轮总成 Non marking solid tyres	1	无痕轮胎 选配 Non marking solid tyres Optional
4	JH150-121000-000	轮辋总成 Rim assy	1	
5	200/50-G00	实心轮胎200/50-10(K2) Solid tires	1	标配 Standard
5	200/50-G01	无痕实心轮胎200/50-10 Non marking solid tyres	1	选配 Optional
6	G000070-012060-00	螺钉 M12×60 Screw	6	
7	G000093-000012-00	垫圈 12 Washer	8	
8	G000091-3P2040-00	销 3.2×40 Pin	1	
9	JR140-100001-000	小齿轮 Pinion	1	
10	G000093-000008-00	垫圈 8 Washer	6	
11	G000070-008025-00	螺钉 M8×25 Screw	6	
12	G000070-012030-00	螺钉 M12×30 Screw	2	

图 1-2 减速箱

Fig.1-2 Reduction gear box

© CPDS15-AHC2 ④ CPDS15-AHD2

序号 Item	代号 Part No.	名称 Description	数量 Qty	备注或适用车型 Remarks Or Serial No.
1	GB70-85-M6×16	螺钉 M6×16 Screw	12	
2	DBS25-302	压板 Binder plate	1	
3	DBS25-310	轴承 Bearing	1	
4	GB5783-2000-M6×20	螺栓 M6×20 Bolt	10	
5	DBS25-015	密封垫 Seal shim	5	
6	DBS10-014	密封垫 Seal shim	1	
7	JB/ZQ 4444-86-M14×1.5	内六角螺塞M14×1.5 Plug	1	
8	DBS25-003	垫圈 Washer	1	
9	GB5782-M16×50	螺栓 M16×50 Bolt	1	
10	DBS25-005	壳体 Housing	1	
11	DBS25-008	盖 Cover	1	
12	DBS25-014	螺栓 Bolt	5	
13	DBS25-006	防尘圈 Dust ring	1	
15	DBS10-014	密封垫 Seal shim	1	
16	GB70-2000-M8×65	螺钉M8×65 Screw	2	

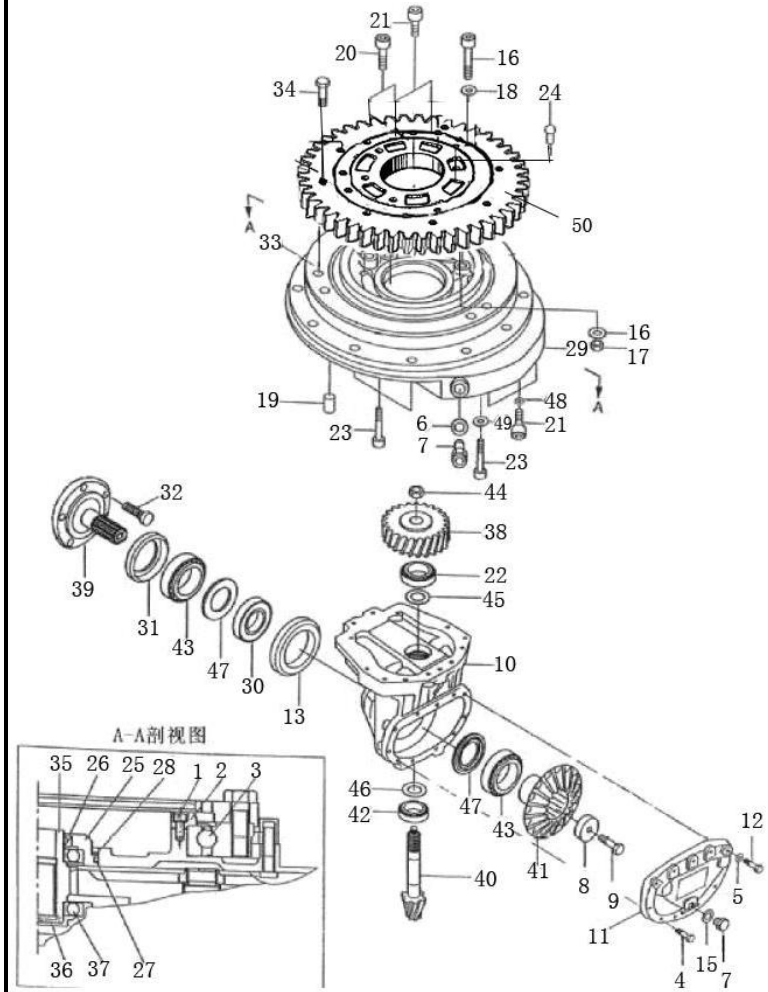


图 1-2 减速箱

Fig.1-2 Reduction gear box

© CPDS15-AHC2 ④ CPDS15-AHD2

序号 Item	代号 Part No.	名称 Description	数量 Qty	备注或适用车型 Remarks Or Serial No.
17	GB6170-2000-M8	螺母 M8 Nut	2	
18	GB97-2002-8	垫圈 8 Washer	4	
19	DBS25-011	圆柱销 cylindrical pin	2	
20	GB70-2000-M8×55	螺钉 M8×55 Screw	3	
21	GB70-2000-M8×40	内六角螺钉 M8×40 Screw	5	
22	GB297-94-33205	轴承 33205 Bearing	1	
23	GB70-2000-M10×45	内六角螺钉 M10×45 Screw	8	
24	DBS10-300	气帽组件 Component of air cap	1	
25	DBS25-601	轴承架 Bearing frame	1	
26	TC35×47×7	油封 Oil seal	1	
27	GB3452.1-82-77.5×2.65	O形密封圈 77.5×2.65 O-Ring	1	
28	DBS25-004	挡圈 Retainer ring	1	
29	DBS25-301	上壳体 Top housing	1	
30	DBS25-400	油封 Oil seal	1	
31	DBS25-700	密封圈 Sealing ring	1	

图 1-2 减速箱

Fig.1-2 Reduction gear box

© CPDS15-AHC2 ④ CPDS15-AHD2

序号 Item	代号 Part No.	名称 Description	数量 Qty	备注或适用车型 Remarks Or Serial No.
32	DBS25-101	螺栓 Bolt	5	
33	DBS25H-013	支承环 Support ring	1	
34	G005783-012025-00	螺栓 M12×25 Bolt	3	
35	DBS25-501	小齿轮 Pinion	1	
36	DBS25-502	堵头 Plug	1	
37	GB276-94-16007	轴承 16007 Bearing	2	
38	DBS25-007	从动齿轮 Driven gear	1	
39	DBS25-102	输出法兰 Output flange	1	
40	DBS25-201	主动螺旋伞齿轮 Gear	1	40、41成对购买 40、41 Paired buy
41	DBS25-202	从动螺旋伞齿轮 Gear	1	
42	GB297-94-33206	轴承 33206 Bearing	1	
43	GB297-94-32011	轴承 32011 Bearing	1	
44	DBS25-010	螺母 Nut	1	
45	DBS25-009	调整垫 Adjusting shim	1	
46	DBS25-002	调整垫 Adjusting shim	1	

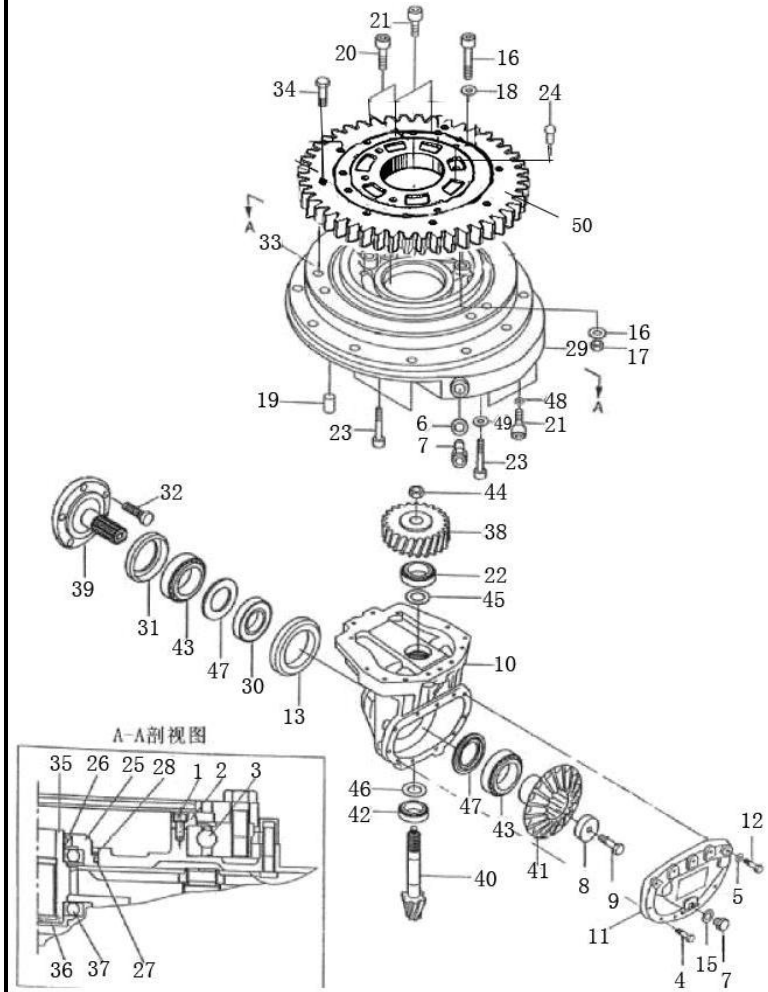
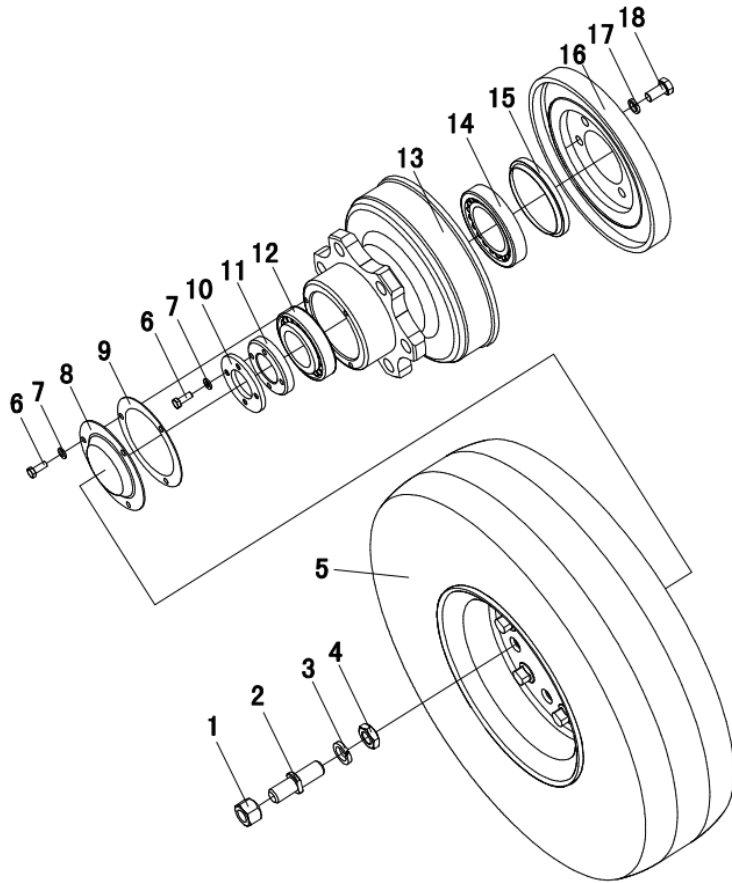


图 1-3 前轮系统

Fig.1-3 Front wheel system

© CPDS15-AHC2 ④ CPDS15-AHD2



序号 Item	代号 Part No.	名称 Description	数量 Qty	备注或适用车型 Remarks Or Serial No.
1	25DE-41-1	球型螺母 Wheel nut	12	
2	QD060-110003-000	轮毂螺栓 Hub bolt	12	
3	G000093-000016-00	垫圈16 Washer	12	
4	G006173-000016-01	螺母M16×1.5 Nut	12	
5	见图1-5 See Fig.1-5	前轮总成总成 Front wheel assy	2	
6	G005783-006012-00	螺栓M6×12 Bolt	10	
7	G000093-000006-00	垫圈 6 Washer	10	
8	NP25G-210004-000	端盖 Cover	2	
9	NP25G-210005-000	纸垫 Paper pad	2	
10	N163-220017-000	防松垫圈 Washer	2	
11	N163-220016-000	锁紧螺母 Nut	2	
12	GT00297-0302083-03	轴承 322083DC Bearing	2	
13	JH150-030001-000	轮毂 Hub	2	
14	GT00297-0322103-03	轴承 322103DC Bearing	2	
15	G013871-060009008-01	油封 FB60×90×8 Bushing	2	

图 1-4 制动器总成

Fig.1-4 Brake assy

© CPDS15-AHC2 ④ CPDS15-AHD2

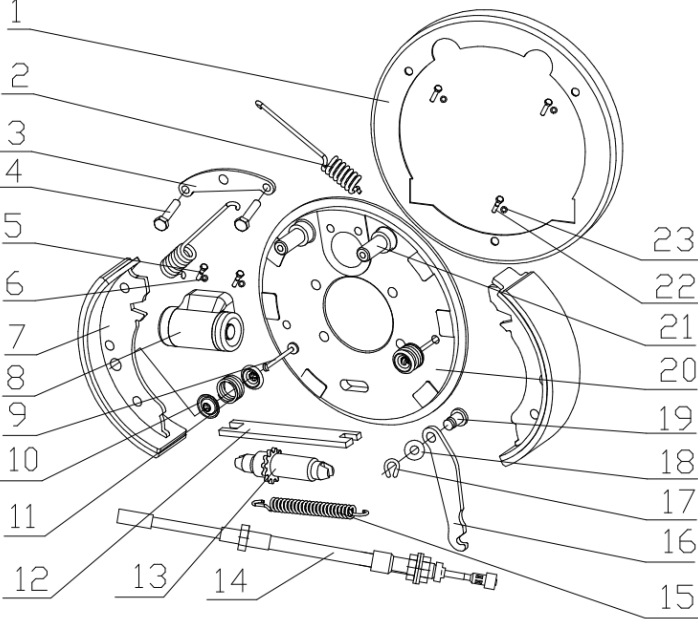
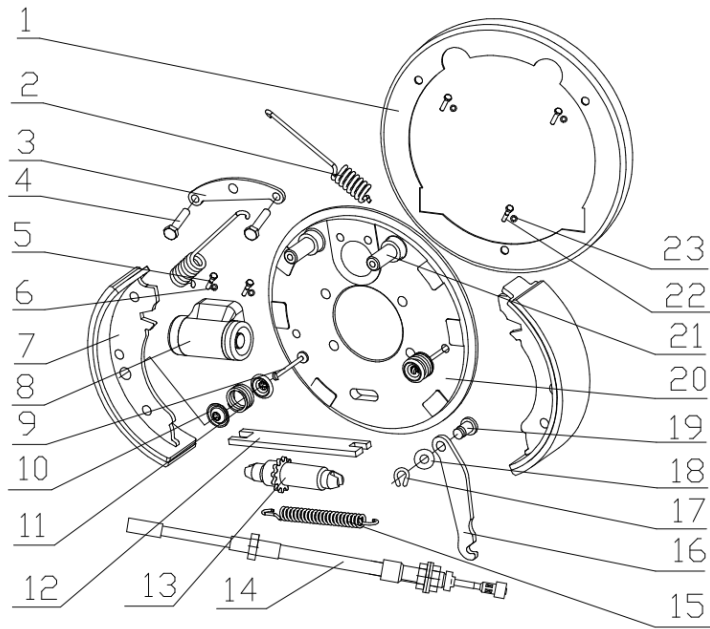
	序号 Item	代号 Part No.	名称 Description	数量 Qty	备注或适用车型 Remarks Or Serial No.
	1	JH150-030-011	防尘罩 Dust guard	1	
	2	JH150-030-051	上端回位弹簧 Pull-off spring	2	
	3	JH150-030-048	连接板 Connecting plate	1	
	4	Q150B0610	六角头螺钉 Screw	2	
	5	Q150B0820	螺栓 M8×1.25 Bolt	2	
	6	Q40308	弹簧垫圈 Washer	2	
	7	JH150-030-020	制动蹄总成 Brake shoe	2	
	8	JH150-030-070	制动分泵总成 Brake cylinder assy	1	
	9	JH150-030-045	压簧拉杆 Lever	2	
	10	JH150-030-047	压簧座 Spring seat	4	
	11	JH150-030-046	压簧 Spring	2	
	12	JH150-030-044-L	左手制动推杆 L.H.Lever parking	1	
	12	JH150-030-044-R	右手制动推杆 R.H.Lever parking	1	
13	JH150-030-060-R	左间隙调整器总成 L.H. Adjuster	1		
13	JH150-030-060-R	右间隙调整器总成 R.H. Adjuster	1		

图 1-4 制动器总成

Fig.1-4 Brake assy

© CPDS15-AHC2 ④ CPDS15-AHD2



序号 Item	代号 Part No.	名称 Description	数量 Qty	备注或适用车型 Remarks Or Serial No.
14	ME2151-030120-000	手制动拉索 Parking brake cable	1	
15	JH150-030-052	下端回位弹簧 Pull-off spring	1	
16	JH150-030-040-L	左手制动拉杆 L.H. Lever parking	1	
16	JH150-030-040-R	右手制动拉杆 R.H. Lever parking	1	
17	JH150-030-043	卡簧 Clamp spring	1	
18	JH150-030-042	弹性垫圈 Washer	1	
19	JH150-030-041	销 Pin	1	
20	JH150-030-010-L	左底板 L.H. Bottom plate	1	
20	JH150-030-010-R	右底板 R.H. Bottom plate	1	
21	JH150-030-012	支撑销 Pin	2	
22	Q150B0610	六角头螺钉 Screw	3	
23	Q40306	弹簧垫圈 Washer	3	

图 1-5 前轮总成

Fig.1-5 Front wheel assy

© CPDS15-AHC2 Ⓣ CPDS15-AHD2
MAST < 4.5m

序号 Item	代号 Part No.	名称 Description	数量 Qty	备注或适用车型 Remarks Or Serial No.
1	25PH-211000	前轮总成总成 Front wheel assy	2	实心轮胎 Solid tyres 标配 Optional
1	ME2151-211000-500	前轮总成总成 Front wheel assy	2	无痕轮胎 Non marking solid tyres 选配 Optional
2	GT10823-1800708-01	实心轮胎18×7-8(K2) Solid tyres	2	标配 Standard
2	GT10823-1800708-03	无痕轮胎18×7-8 Non marking solid tyres	2	选配 Optional
3	25PH-211002	外轮辋 Rim, outside	1	
4	25PH-211001	内轮辋 Rim, Inside	1	
5	3E-211003-000	螺栓 Bolt	6	
6	G000093-000012-00	垫圈 12 Washer 12	6	
7	G009457-000012-01	螺母 M12×1.5 Nut M12×1.5	6	
8	G000091-3P2022-00	销 3.2×22 Pin 3.2×22	6	

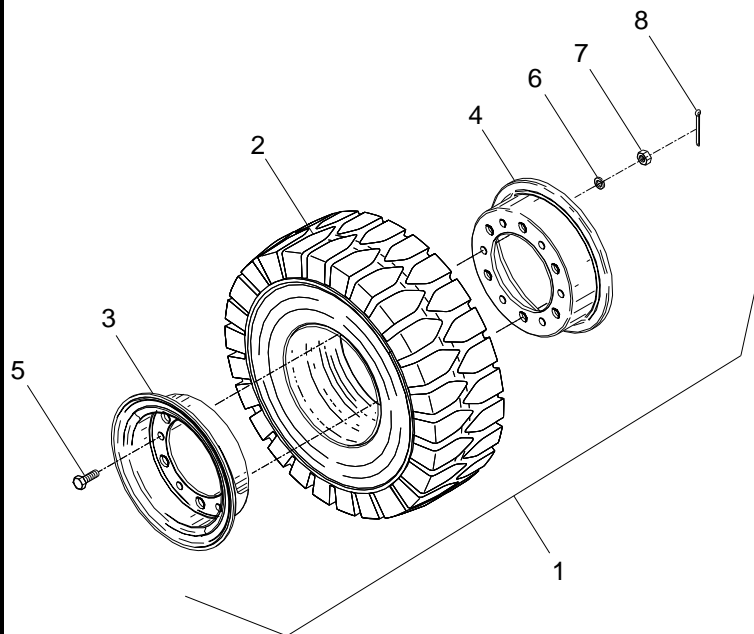
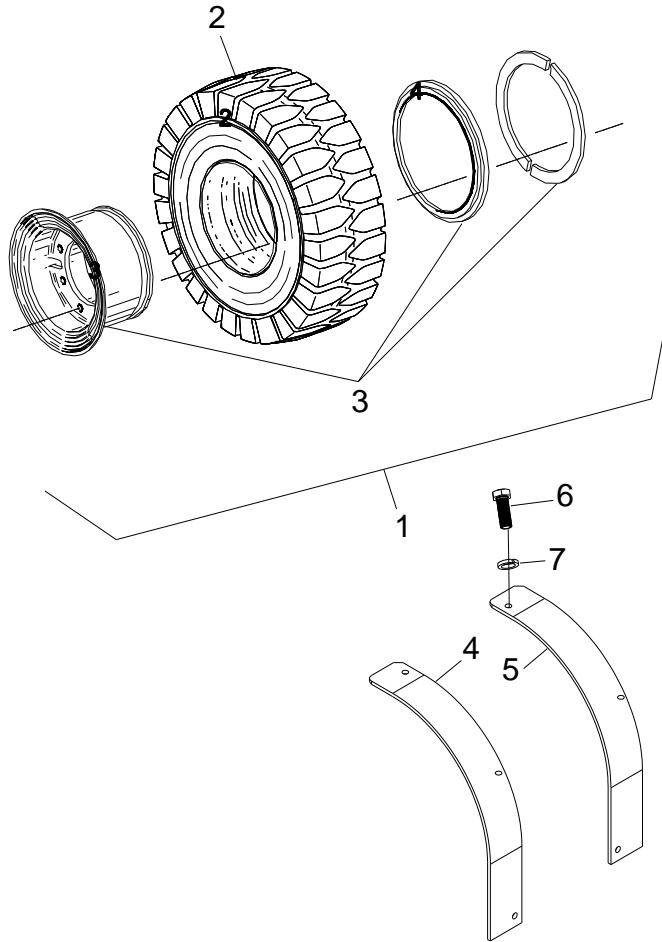


图 1-6 前轮总成
Fig.1-6 Front wheel assy

© CPDS15-AHC2 Ⓣ CPDS15-AHD2
MAST ≥ 4.5m



序号 Item	代号 Part No.	名称 Description	数量 Qty	备注或适用车型 Remarks Or Serial No.
1	JH150-030300-500	前轮总成 Front wheel assy	2	实心轮胎 Solid tyres 标配 Optional
1	ME2151-211000-501	前轮总成 Front wheel assy	2	无痕轮胎 Non marking solid tyres 选配 Optional
2	GT10823-1800708-01	实心轮胎18x7-8(K2) Solid tyres	2	标配 Standard
2	GT10823-1800708-03	轮胎 18x7-8 Tyre 18x7-8	1	选配 Optional
3	JH150-030310-500	轮辋总成 Rim assy	1	
4	JH150-030002-500	左挡泥板 Left fender	1	
5	JH150-030003-500	右挡泥板 Right fender	1	
6	G005783-010020-00	螺栓10x20 Bolt 10x20	6	
7	G000093-000010-00	垫圈 10 Washer 10	6	

第二部分 转向系统

Part II Steering system

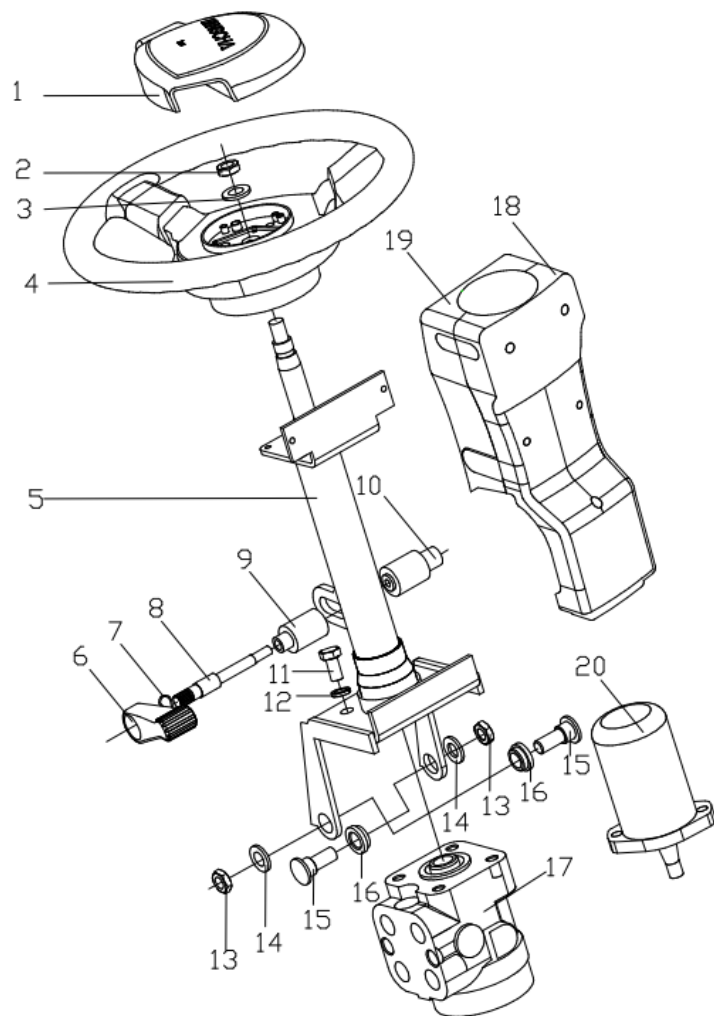
© CPDS15-AHC2 ④ CPDS15-AHD2

序号 Item	名称 Description	适用车型 Serial No.	页码 Page
图 2-1 Fig.2-1	转向装置 Steering device	© ④	2-1
图 2-2 Fig.2-2	转向管装置 Steering pipe device	© ④	2-3
图 2-3 Fig.2-3	全液压转向器 Orbitrol	© ④	2-4

图 2-1 转向装置

Fig.2-1 Steering device

© CPDS15-AHC2 © CPDS15-AHD2

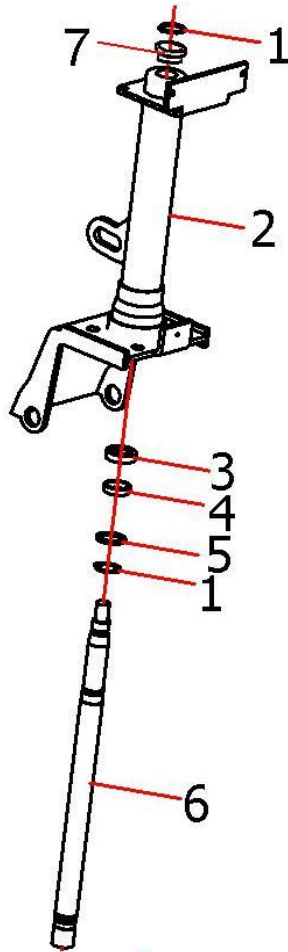


序号 Item	代号 Part No.	名称 Description	数量 Qty	备注或适用车型 Remarks Or Serial No.
1	XF250-211000-000	方向盘总成 Steering wheel assy	1	
2	2QD-210001	方向盘螺母 Nut	1	
3	G000093-000016-00	垫圈 16 Washer 16	1	
4	XF250-211100-W00	方向盘体 Steering wheel body	1	
5	XF250-212000-000	转向管装置 Steering pipe device	1	见图 2-2 See Fig.2-2
6	XF250-213000-000	锁紧手柄 Lock handle	1	
7	XF250-210005-000	卡簧 Snap ring	1	
8	XF250-210003-000	锁紧轴 Lock shaft	1	
9	XF250-210002-000	锁紧轴套 II Lock sleeve II	1	
10	XF250-210001-000	锁紧轴套 I Lock sleeve I	1	
11	G005783-010020-00	螺栓 M10×20 Bolt M10×20	4	
12	G000093-000010-00	垫圈 10 Washer 10	4	
13	G006184-000012-00	螺母 M12 Nut M12	2	
14	G0097P1-000012-00	垫圈 12 Washer 12	2	
15	XF250-210006-000	螺栓 Bolt	2	

图 2-2 转向管装置

Fig.2-2 Steering pipe device

© CPDS15-AHC2 © CPDS15-AHD2



序号 Item	代号 Part No.	名称 Description	数量 Qty	备注或适用车型 Remarks Or Serial No.
A1	XF250-212000-000	转向管装置 Steering pipe device	1	Inc.1-7
1	G0894P1-000020-00	挡圈 20 Snap ring 20	2	
2	XF250-212100-000	转向管总成 Steering pipe	1	
3	XF250-212004-000	隔套 Bush	1	
4	XF250-212002-000	调整垫圈 Adjusting shim	1	
5	XF250-212003-000	垫片 Washer	1	
6	XF250-212001-000	转向轴 Steering shaft	1	
7	XF250-212105-000	防尘套 Dust cover	1	

图 2-3 全液压转向器

Fig.2-3 Orbitrol

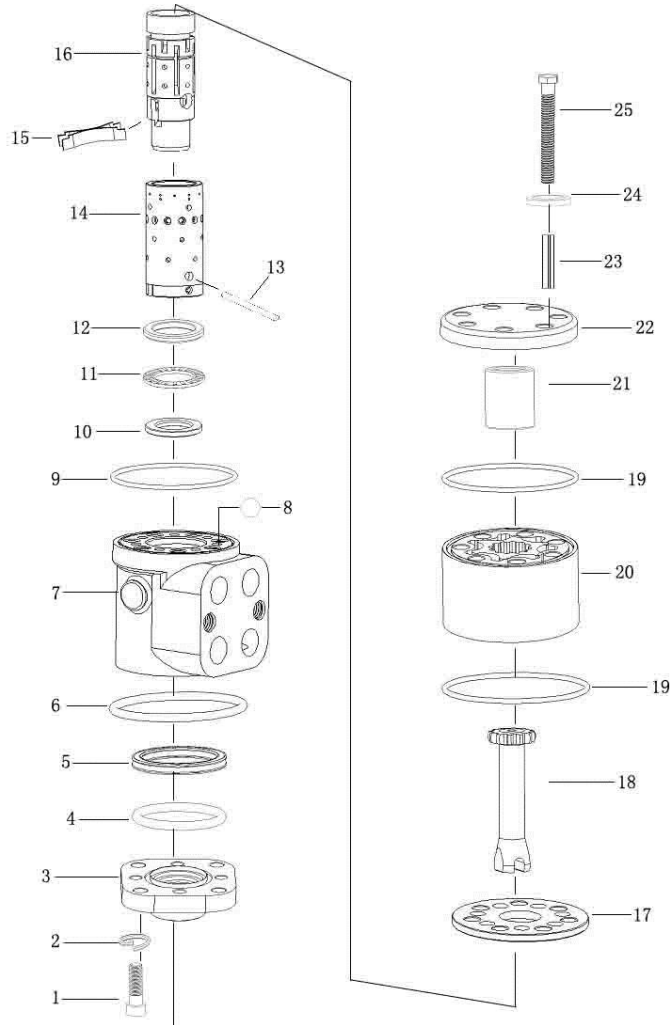
© CPDS15-AHC2 ④ CPDS15-AHD2

序号 Item	代号 Part No.	名称 Description	数量 Qty	备注或适用车型 Remarks Or Serial No.
A	JH150-210100-000	全液压转向器 Orbitrol	1	
K	BZZ E.A	修理包 Orbitrol KIT	1	INC:5,9,19
1	NO PART NO.	内六角圆柱头螺钉 Screw M8×20	4	
2	NO PART NO.	轻型弹簧垫圈 8 Washer 8	4	
3	NO PART NO.	前盖 Front cover	1	
4	NO PART NO.	O 形密封圈 25.8×2.65 O-ring 25.8×2.65	1	
5	BZZ1.A401	X 形密封圈 X-ring	1	
6	NO PART NO.	O 形密封圈 50×3.1 O-ring 50×3.1	1	
7	NO PART NO.	阀体 Valve body	1	
8	NO PART NO.	钢球 Ø8 Ball Ø8	1	
9	GB/T3452.1	O 形密封圈 77.5×2.65 O-ring 77.5×2.65	1	
10	NO PART NO.	小挡环 Snap ring	1	
11	NO PART NO.	推力滚针轴承 Bearing	1	
12	NO PART NO.	大挡环 Snap ring	1	
13	NO PART NO.	拨销 Pull pin	1	

图 2-3 全液压转向器

Fig.2-3 Orbitrol

© CPDS15-AHC2 ① CPDS15-AHD2



序号 Item	代号 Part No.	名称 Description	数量 Qty	备注或适用车型 Remarks Or Serial No.
14	NO PART NO.	阀套 Valve sleeve	1	
15	NO PART NO.	弹簧片 Spring	4	
16	NO PART NO.	阀芯 Spool	1	
17	NO PART NO.	隔盘 Plate	1	
18	NO PART NO.	联动轴 Axis	1	
19	BZZ1.A406	O形密封圈 79×2 O-ring 79×2	2	
20	NO PART NO.	转定子副 Rotor	1	
21	NO PART NO.	限位柱 Limit column	1	
22	NO PART NO.	后盖 Rear cover	1	
23	NO PART NO.	开口销 4×32 Pin 4×32	1	
24	NO PART NO.	组合密封垫圈 Washer	7	
25	NO PART NO.	六角头螺栓 M10×1.25 Bolt M10×1.25	7	

第三部分 车身系统

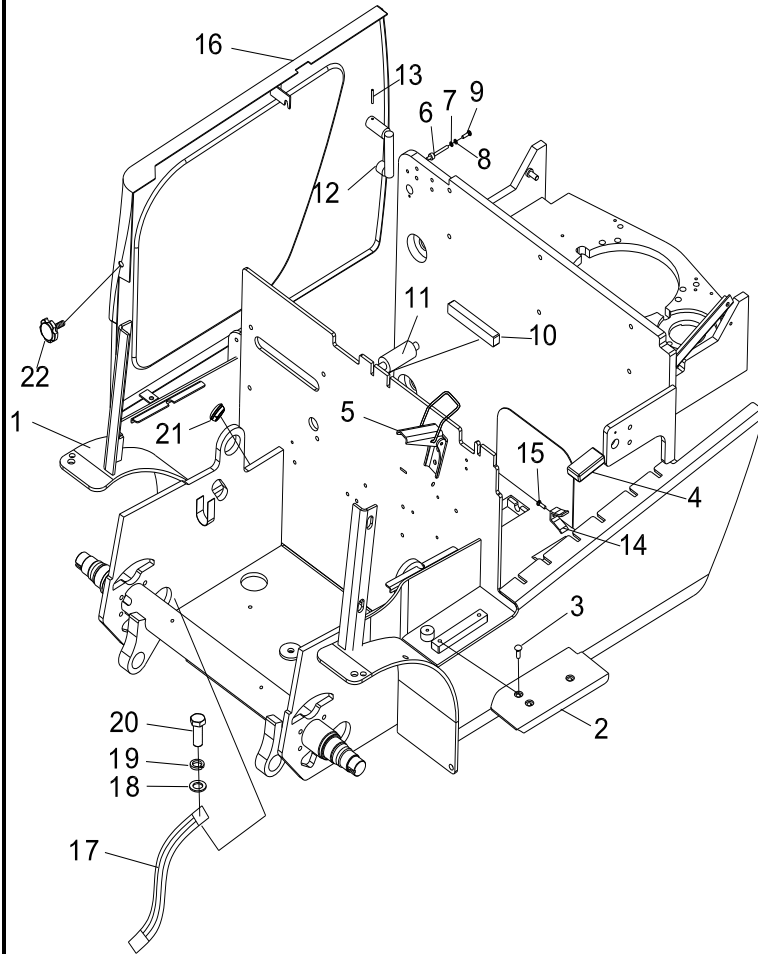
Part III Frame system

© CPDS15-AHC2 ④ CPDS15-AHD2

序号 Item	名称 Description	适用车型 Serial No.	页码 Page
图 3-1 Fig.3-1	车身系统 I Frame system I	© ④	3-1
图 3-2 Fig.3-2	车身系统 II Frame system II	© ④	3-3
图 3-3 Fig.3-3	车身系统 III Frame system III	© ④	3-5
图 3-4 Fig.3-4	平衡重 Counterweight	© ④	3-7
图 3-5 Fig.3-5	护顶架 Overhead guard	© ④	3-8
图 3-6 Fig.3-6	蓄电池小车 Battery car	© ④	3-10

图 3-1 车身系统 I
Fig.3-1 Frame system I

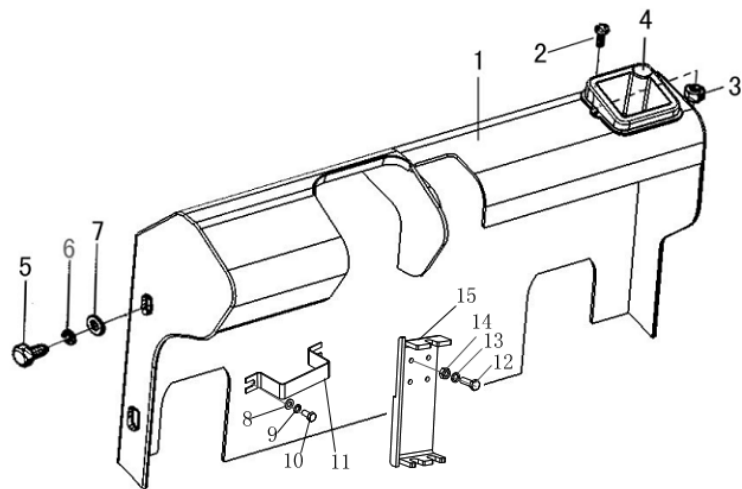
© CPDS15-AHC2 ④ CPDS15-AHD2



序号 Item	代号 Part No.	名称 Description	数量 Qty	备注或适用车型 Remarks Or Serial No.
1	ME2151-410000-000	车架 Frame	1	© ④
2	ME2151-400002-000	踏板 Pedal	1	
3	G907417-008025-00	螺栓组合件 M8×25 Bolt M8×25	3	
4	JH150-400005-000	撞块 Rubber	3	
5	NP15C-404000-G00	锁扣 Locker	1	
6	JP150-731100-000	销轴 Pin shaft	1	
7	G000093-000005-00	垫圈 5 Washer 5	4	
8	G0097P1-000005-00	垫圈 5 Washer 5	3	
9	G005783-005012-00	螺栓 M5×12 Bolt M5×12	1	
10	JS160-400007-000	垫块 Rubber	2	
11	JH150-822000-000	滚轮组件 Roller assembly	10	
12	ME3161-401000-000	卡子 Clip	1	
13	G000091-004035-00	销 4×35 Pin 4×35	1	
14	ME3161-400001-000	夹子 Clips	1	
15	G000065-005012-00	螺钉 M5×12 Bolt M5×12	1	

图 3-2 车身系统 II
Fig.3-2 Frame system II

© CPDS15-AHC2 ① CPDS15-AHD2

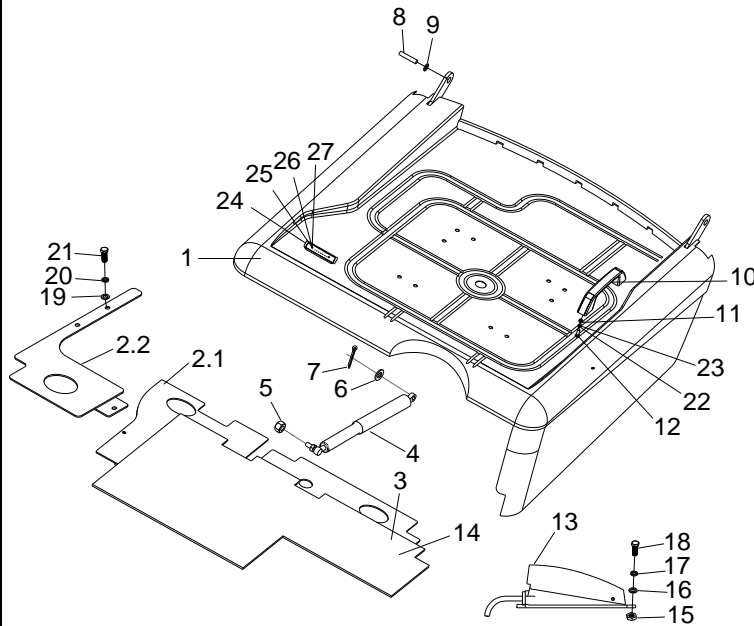


序号 Item	代号 Part No.	名称 Description	数量 Qty	备注或适用车型 Remarks Or Serial No.
1	JH150-420000-002	仪表架 Instrument frame	1	©
1	ME2151-420000-000	仪表架 Instrument frame	1	①
2	G000818-006016-00	螺钉 M6×16 Bolt M6×16	2	
3	G006170-000006-00	螺母 M6 Nut M6	2	
4	HBR-G00	工具箱 Tool box	1	
5	G005783-012020-00	螺栓 M12×20 Bolt M12×20	4	
6	G000093-000012-00	垫圈 12 Washer 12	4	
7	G0097P1-000012-00	垫圈 12 Washer 12	4	
8	G0097P1-000006-00	垫圈 6 Washer 6	2	
9	G000093-000006-00	垫圈 6 Washer 6	2	
10	G005783-006010-00	螺钉 M6×10 Bolt M6×10	2	
11	JH150-400002-000	管夹 Pipe clamp	1	
12	G005783-008025-00	螺栓 M8×25 Bolt M8×25	4	
13	G000093-000008-00	垫圈 8 Washer 8	4	
14	G006170-000008-00	螺母 M8 Nut M8	4	

图 3-3 车身系统Ⅲ

Fig.3-3 Frame system III

© CPDS15-AHC2 ④ CPDS15-AHD2



序号 Item	代号 Part No.	名称 Description	数量 Qty	备注或适用车型 Remarks Or Serial No.
1	JH150-430000-001	机盖 Battery Coverhood	1	© ④
2.1	JH150-406000-000	左前底板 L.H. Plate	1	
2.2	JH150-407000-000	右前底板 R.H. Plate	1	
3	JH150-408000-000	橡胶垫 Rubber	1	
4	HSD727X280X50-G00	气弹簧 Air spring	1	
5	G001337-000008-00	螺母 M8 Nut M8	1	
6	G0097P1-000008-00	垫圈 8 Washer 8	1	
7	G000091-003020-00	销 3×20 Pin 3×20	1	
8	25PH-400001	销轴 Pin shaft	2	
9	G000859-000010-00	垫圈 10 Washer 10	2	
10	A-019901-02-G00	扶手 Knob	1	
11	G006170-000005-00	螺母 M5 Nut M5	2	
12	G000067-005025-00	螺钉 M5×25 Bolt M5×25	2	
13	JR140-550000-000	安全踏板 Safety pedal	1	选配 Options
14	JH150-408000-500	橡胶垫 Rubber	1	选配 Options

图 3-3 车身系统Ⅲ
Fig.3-3 Frame system III

© CPDS15-AHC2 ④ CPDS15-AHD2

序号 Item	代号 Part No.	名称 Description	数量 Qty	备注或适用车型 Remarks Or Serial No.
15	G006170-000004-00	螺母 M4 Nut M4	3	选配 Options
16	G0097P1-000004-00	垫圈 4 Washer 4	3	选配 Options
17	G000093-000004-00	垫圈 4 Washer 4	3	选配 Options
18	G005783-004016-00	螺栓 M4×16 Bolt M14×16	3	选配 Options
19	G0097P1-000006-00	垫圈 6 Washer 6	3	
20	G000093-000006-00	垫圈 6 Washer 6	3	
21	G000818-006020-00	螺钉 M6×20 Screw M6×20	3	
22	G000093-000005-00	垫圈 5 Washer 5	2	
23	G0097P1-000005-00	垫圈 5 Washer 5	2	
24	A300-433004-W00	文件夹 Folder	1	
25	G0097P1-000004-00	垫圈 4 Washer 4	2	
26	G000818-004012-00	螺钉 M4×12 Screw M4×12	2	
27	G006170-000004-00	螺母 M4 Nut M4	2	

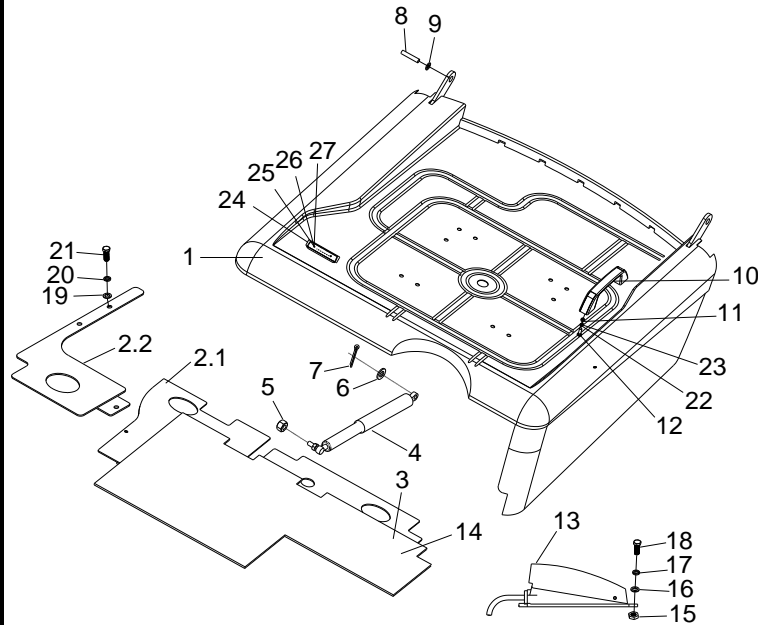
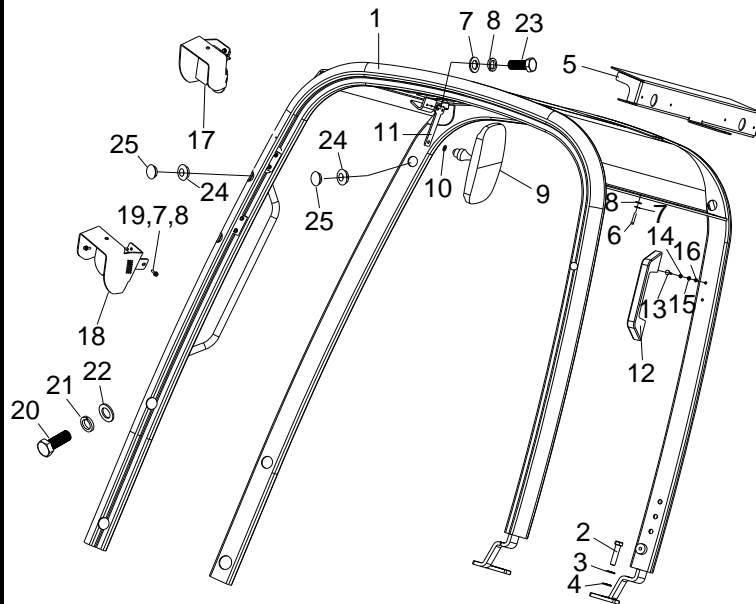


图 3-5 护顶架

Fig.3-5 Overhead guard

© CPDS15-AHC2 © CPDS15-AHD2

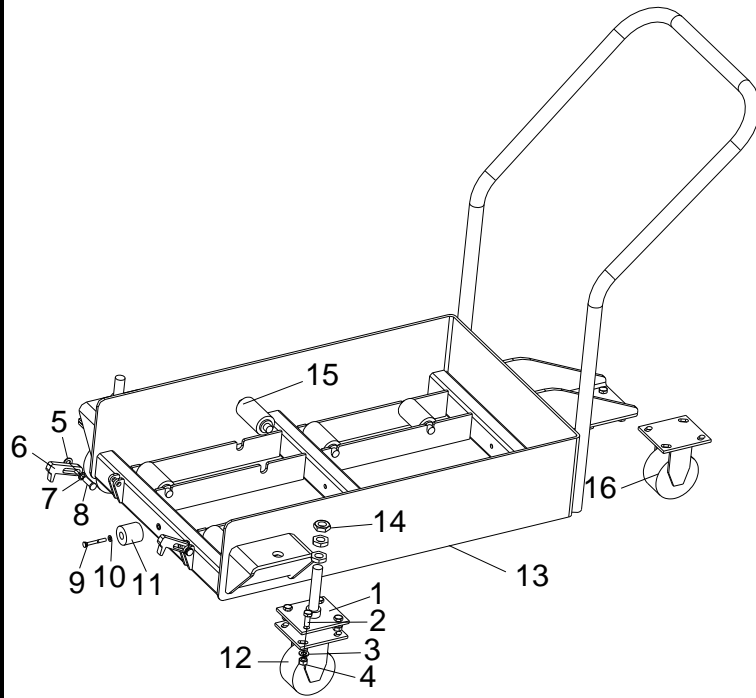


序号 Item	代号 Part No.	名称 Description	数量 Qty	备注或适用车型 Remarks Or Serial No.
1	JH150-310000-001	护顶架 Overhead guard	1	
2	G005783-014030-00	螺栓 M14×30 Bolt M14×30	2	
3	G0097P1-000014-00	垫圈 14 Washer 14	2	
4	G000093-000014-00	垫圈 14 Washer 14	2	
5	ME2151-320000-000	后灯座总成 lamp socket assembly	2	
6	G000070-006025-00	螺钉 M6×25 Screws M6×25	4	
7	G0097P1-000006-00	垫圈 6 Washer 6	12	
8	G000093-000006-00	垫圈 6 Washer 6	12	
9	30060-G00	后视镜 Rearview mirror	1	
10	G0097P1-000008-00	垫圈 8 Washer 8	2	
11	JH150-300001-001	支架 Bracket	1	
12	XF250-800009-550	扶手 Armrest	1	
13	G000818-005020-00	螺钉 M5×20 Screws M5×20	2	
14	G0097P1-000005-00	垫圈 5 Washer 5	2	
15	G000093-000005-00	垫圈 5 Washer 5	2	

图 3-6 蓄电池小车
Fig.3-6 Battery car

© CPDS15-AHC2 ④ CPDS15-AHD2

序号 Item	代号 Part No.	名称 Description	数量 Qty	备注或适用车型 Remarks Or Serial No.
1	QD060-360000-600	前轮高度调节支架 Front height adjustable stand	2	
2	G005783-010025-00	螺栓 M10×25 Bolt M10×25	12	
3	G000093-000010-00	垫圈 10 Washer 10	12	
4	G006170-000010--00	螺母 M10 Nut M10	12	
5	G0097P1-000010-00	垫圈 10 Washer 10	2	
6	JH150-810001-000	挂钩 Pothook	2	
7	G0894P1-000010-00	轴用弹性挡圈 10 Shaft circlips 10	2	
8	JH150-810002-000	销轴 Pin	2	
9	G000067-006040-00	螺钉 M6×40 Screws M6×40	1	
10	G0097P1-000006-00	垫圈 6 Washer 6	1	
11	JE200-400003-000	橡胶垫 Rubber mat	1	
12	PFE-300000-G00	前轮总成 Front wheel assy	2	
13	ME2151-810000-000	车架 Frame	1	
14	G006173-000020-01	螺母 M20×1.5 Nut M20×1.5	6	
15	QD060-320000-600	滚轮总成 Roller assy	8	



第四部分 操纵系统

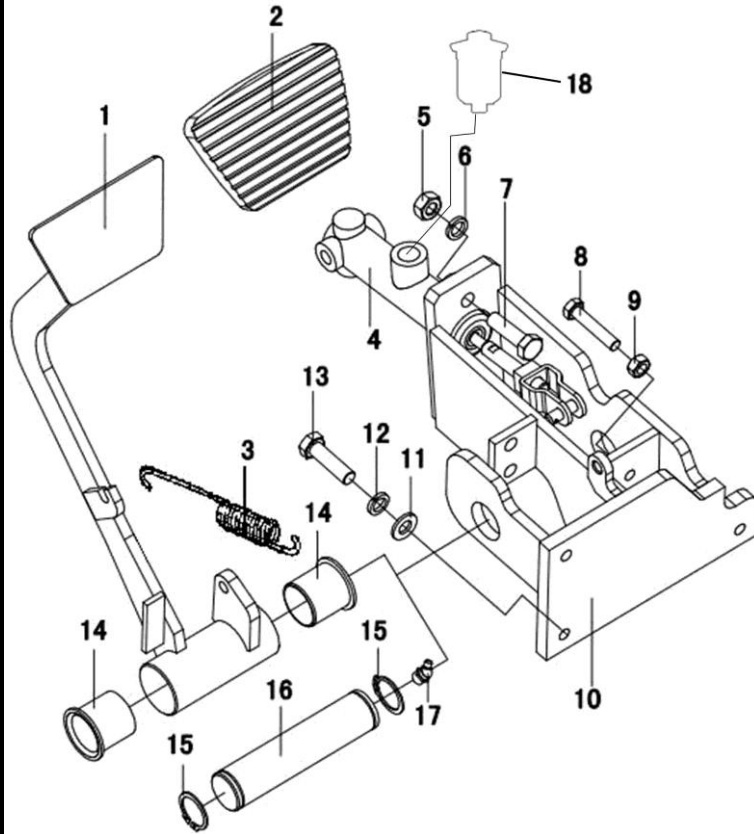
Part IV Control system

©CPDS15-AHC2 ①CPDS15-AHD2

序号 Item	名称 Description	适用车型 Serial No.	页码 Page
图 4-1 Fig.4-1	制动踏板总成 Brake pedal	© ①	4-1
图 4-2 Fig.4-2	加速操纵总成 Acceleration pedal	© ①	4-3
图 4-3 Fig.4-3	手制动器 Handbrake	© ①	4-4
图 4-4 Fig.4-4	制动油管总成 Brake circuit	© ①	4-5

图 4-1 制动踏板总成
Fig.4-1 Brake pedal

© CPDS15-AHC2 ④ CPDS15-AHD2

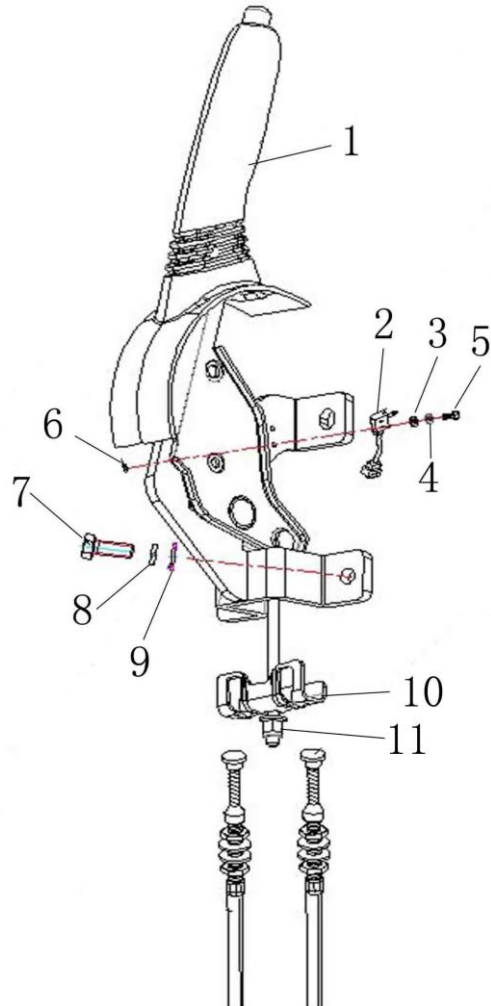


序号 Item	代号 Part No.	名称 Description	数量 Qty	备注或适用车型 Remarks Or Serial No.
1	JS160-511000-000	制动踏板 Brake pedal	1	
2	N163-512001-000	踏板垫 Pedal gasket	1	
3	N163-510003-000	弹簧 Return spring	1	
4	JH150-522000-000	制动总泵 Master cylinder	1	
5	G006170-000010-00	螺母 M10 Nut M10	2	
6	G000093-000010-00	垫圈10 Washer 10	2	
7	G005783-010035-00	螺栓 M10×35 Bolt M10×35	2	
8	G005783-008040-00	螺栓M8×40 Bolt M8×40	1	
9	G006170-000008-00	螺母M8 Nut M8	1	
10	JH150-521000-000	支架 Seat bracket	1	
11	G0097P1-000008-00	垫圈 8 Washer 8	3	
12	G000093-000008-00	垫圈 8 Washer 8	3	
13	G005783-008025-00	螺栓M8×25 Bolt M8×25	3	
14	N163-514001-000	套 Bush	2	
15	G0894P1-000028-00	挡圈 28 Snap ring 28	2	

图 4-3 手制动器

Fig.4-3 Handbrake

© CPDS15-AHC2 ④ CPDS15-AHD2



序号 Item	物料码 Part No.	名称 Description	数量 Qty	备注或适用车型 Remarks Or Serial No.
1	AS161-534000-000	手制动器 Handbrake	1	INC:1,10,11
A	2ME4251-707000-000	手刹开关总成 Hand brake switch assy	1	INC:2-6
2	DA160-500310-G00	微动开关 Micro switch	1	
3	G0097P1-000002-00	垫圈 2 Washer 2	2	
4	G000093-000002-00	垫圈 2 Washer 2	2	
5	G000818-002020-00	螺栓 M2×20 Bolt M2×20	2	
6	GT06170-000002-00	螺母 M2 Nut M2	2	
7	G005783-008020-00	螺栓 M8×20 Bolt M8×20	3	
8	G000093-000008-00	垫圈 8 Washer 8	3	
9	G0097P1-000008-00	垫圈 8 Washer 8	3	
10	AS161-534001-000	手刹拉线支架 Handbrake bracket	1	
11	G006184-000006-01	螺母 M6 Nut M6	1	

第五部分 液压系统

Part V Hydraulic system

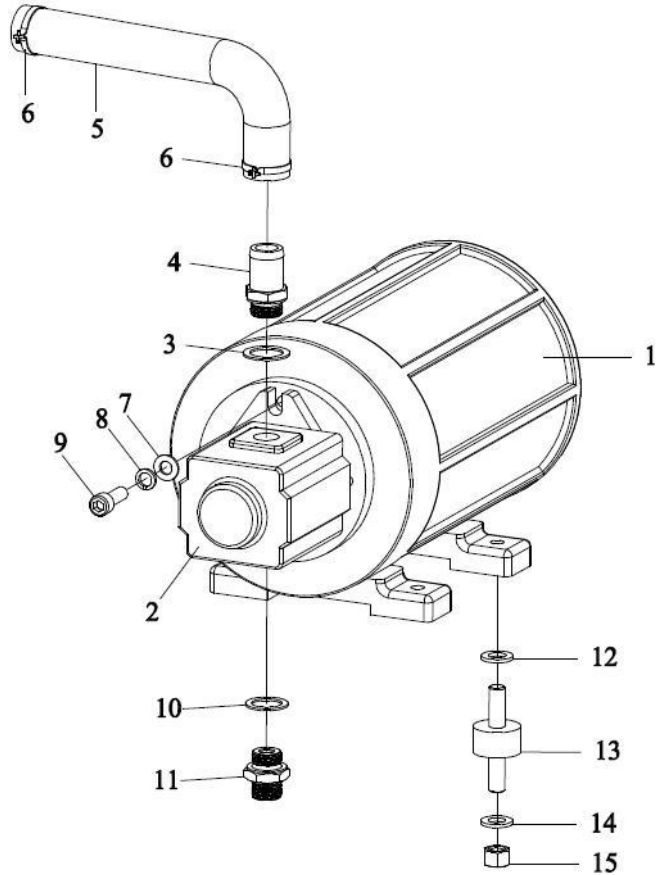
© CPDS15-AHC2 ④ CPDS15-AHD2

序号 Item	名称 Description	适用车型 Serial No.	页码 Page
图 5-1 Fig.5-1	油泵装置 Principal circuit	© ④	5-1
图 5-2 Fig.5-2	油箱总成 Oil tank assy	© ④	5-2
图 5-3 Fig.5-3	转向油路 Steering circuit	© ④	5-4
图 5-4 Fig.5-4	倾斜油缸管路 Tilting circuit	© ④	5-6
图 5-5-1 Fig.5-5-1	多路阀操纵 Multi-way valve control	© ④	5-7
图 5-5-2 Fig.5-5-2	多路阀罩壳 Multi-way valve housing	© ④	5-11
图 5-6 Fig.5-6	齿轮泵 Gear pump	© ④	5-12
图 5-7 Fig.5-7	二联多路阀 Two multi-way valve	© ④	5-13
图 5-8 Fig.5-8	三联多路阀 Three multi-way valve	© ④	5-18
图 5-9 Fig.5-9	四联多路阀 Four multi-way valve	© ④	5-23
图 5-10 Fig.5-10	下降锁止 Drop the lock	© ④	5-28

图 5-1 油泵装置

Fig.5-1 Principal circuit

© CPDS15-AHC2 ④ CPDS15-AHD2

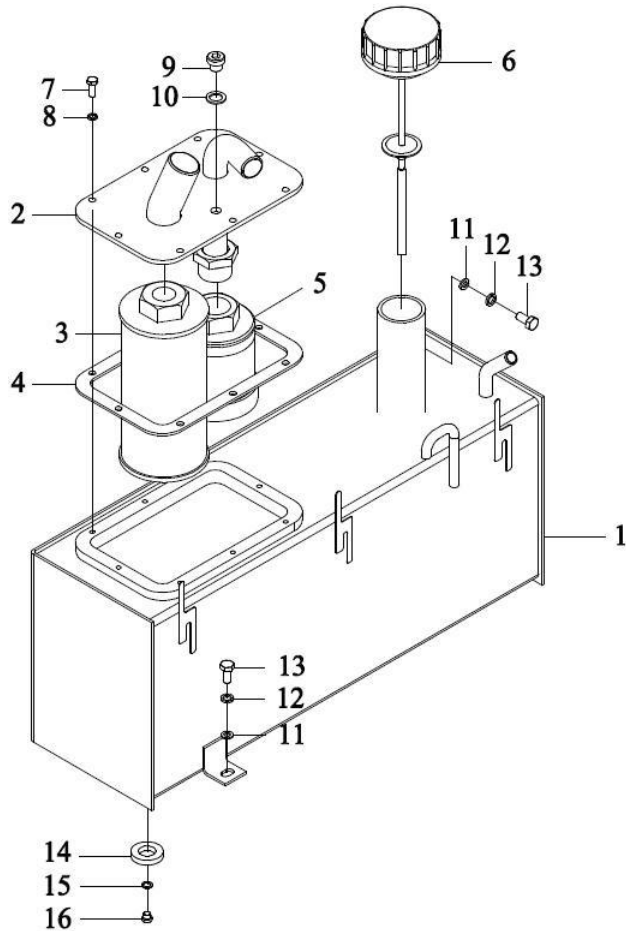


序号 Item	代号 Part No.	名称 Description	数量 Qty	备注或适用车型 Remarks Or Serial No.
1	JH150-622000-001	油泵电机 Pump motor	1	
2	JS207-632000-700	齿轮泵 Gear pump	1	
3	J000982-000024-00	垫圈24 Washer 24	1	
4	14RH-600006	直通接头 Connector	1	
5	JH150-600001-000	进油管 Hose	1	
6	Q672-35-G00	双钢丝抱箍35 Clamp 35	2	
7	G0097P1-000010-00	垫圈10 Washer 10	2	
8	G000093-000010-00	垫圈10 Washer 10	2	
9	G000070-010030-00	螺钉M10×30 Screw M10×30	2	
10	J000982-000022-00	垫圈 22 Washer 22	1	
11	25PH-600006	直通管接头 Connector	1	
12	G000096-000012-00	垫圈 12 Washer 12	4	
13	JD120-600100-000	双螺柱减震垫 Rubber pad	4	
14	G0097P1-000012-00	垫圈 12 Washer 12	4	
15	G006176-000012-00	螺母 M12×1.25 Nut M12×1.25	4	

图 5-2 油箱总成

Fig.5-2 Oil tank assy

© CPDS15-AHC2 © CPDS15-AHD2



序号 Item	代号 Part No.	名称 Description	数量 Qty	备注或适用车型 Remarks Or Serial No.
1	JH150-611000-000	油箱 Oil tank	1	
2	JH150-612000-000	盖板 Cover	1	
3	JP300-616000-000	回油滤清器 Return oil filter	1	
4	JH150-610001-000	密封垫 Oil seal	1	
5	JH150-614000-G00	吸油滤清器 Suck oil filter	1	
6	JH150-613000-000	油尺组件 Oil lever stick	1	
7	G005783-006016-00	螺栓M6×16 Bolt M6×16	8	
8	G000093-000006-00	垫圈 6 Washer 6	8	
9	J001000-0121P5-00	螺塞M12×1.5 Plug M12×1.5	1	二级全自由门架时用 For duplex mast
10	J000982-000012-00	垫圈 12 Washer 12	1	二级全自由门架时用 For duplex mast
11	G0097P1-000008-00	垫圈 8 Washer 8	2	
12	G000093-000008-00	垫圈 8 Washer 8	2	
13	G005783-008016-00	螺栓 M8×16 Bolt M8×16	2	
14	N163-340002-000	磁铁 Magnet	1	
15	J000982-000014-00	垫圈 14 Washer 14	1	

图 5-3 转向油路
Fig.5-3 Steering circuit

© CPDS15-AHC2 ④ CPDS15-AHD2

序号 Item	代号 Part No.	名称 Description	数量 Qty	备注或适用车型 Remarks Or Serial No.
1	20RH-600300-0000	90°管接头 90°Connector	2	
2	JH150-600100-000	90°管接头 90°Connector	1	
3	Q672-24-G00	双钢丝抱箍 24 Clamp 24	2	
4	20RH-600200-0000	90°管接头 90°Connector	1	
5	JH150-600007-000	低压胶管 Low pressure pipe	1	
6	JH150-600006-000	胶管总成 Hose	1	
7	JH150-600005-000	胶管总成 Hose	1	
8	JH150-600004-000	胶管总成 Hose	1	
9	JH150-600003-000	胶管总成 Hose	1	
10	XF250-630500-000	90°管接头 90°Connector	1	
11	JH150-601000-000	限速阀 Speed limiting valve	1	
12	JH150-600200-000	过渡接管 Transitional pipe	1	
13	JH150-600002-000	胶管总成 Hose	1	
14	Q672-45-G00	双钢丝抱箍 45 Clamp 45	2	
15	JH150-600008-000	回油管 Oil return pipe	1	

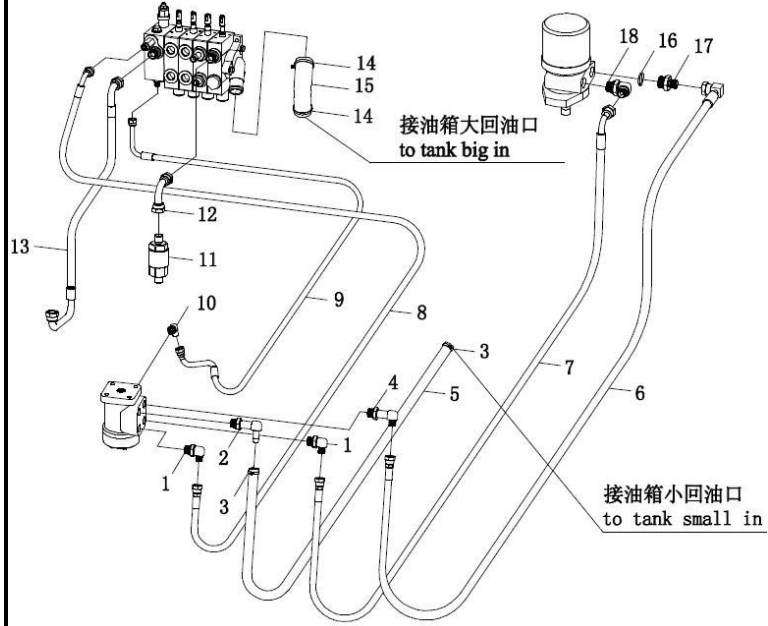
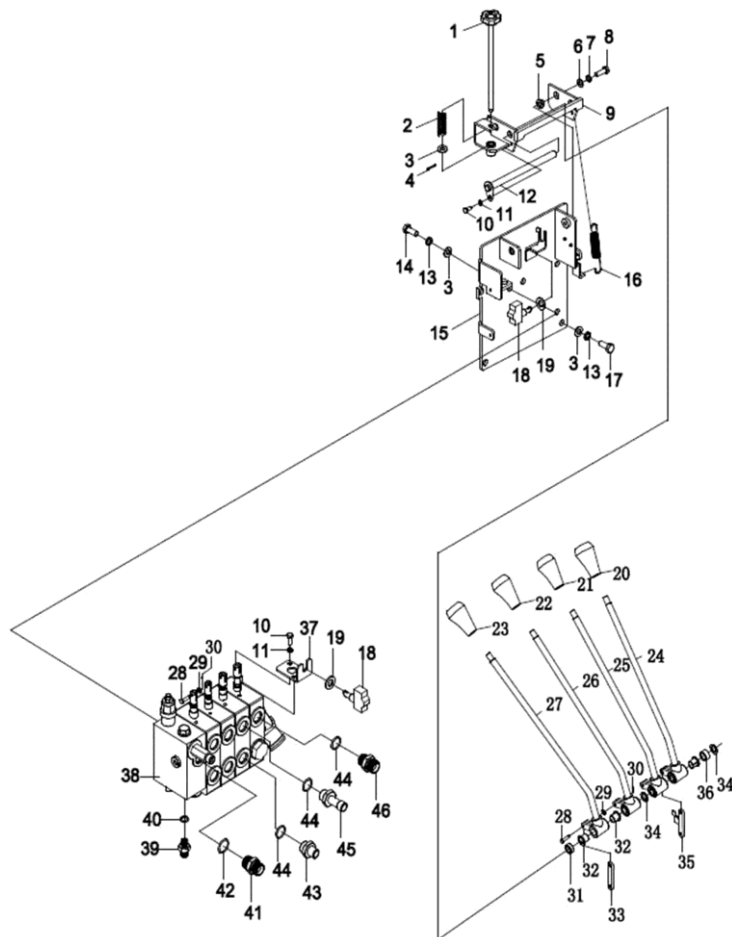


图 5-5-1 多路阀操纵

Fig.5-5-1 Multi-way valve control

© CPDS15-AHC2 ④ CPDS15-AHD2

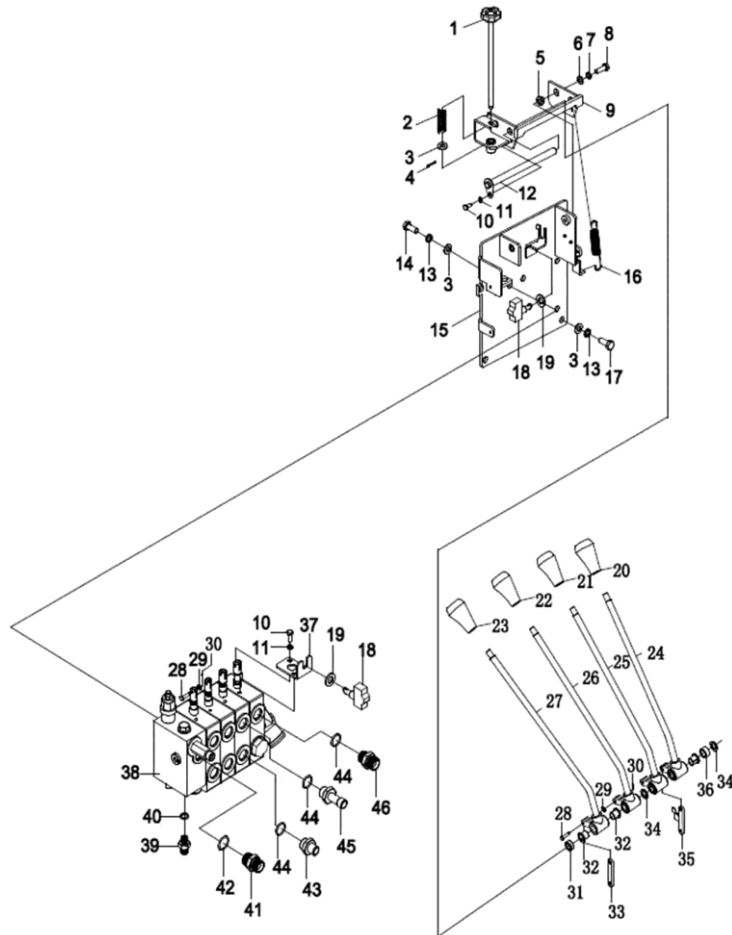


序号 Item	代号 Part No.	名称 Description	数量 Qty	备注或适用车型 Remarks Or Serial No.
1	JS160-617000-000	把手 Hand	1	
2	JS160-610004-000	压簧 Press spring	1	
3	G0097P1-000010-00	垫圈 10 Washer 10	8	
4	G000091-2P5016-00	销2.5×16 Pin 2.5×16	1	
5	JS160-610011-000	套 Sleeve	2	
6	G0097P1-000008-00	垫圈 8 Washer 8	2	
7	G000093-000008-00	垫圈 8 Washer 8	2	
8	G005786-008025-02	螺栓M8×1×25 Bolt M8×1×25	2	
9	JH150-633000-000	调节支架 Adjustable bracket	1	
10	G005783-006012-00	螺栓M6×12 Bolt M6×12	5	三联时 7, 四联时 9
11	G000093-000006-00	垫圈 6 Washer 6	5	三联时 7, 四联时 9
12	JS160-610100-000	销轴 Pin shaft	1	
13	G000093-000010-00	垫圈10 Washer 10	7	
14	G005786-010025-00	螺栓 M10×1.25×25 Bolt M10×1.25×25	3	
15	JH150-632000-000	支架 Bracket	1	

图 5-5-1 多路阀操纵

Fig.5-5-1 Multi-way valve control

© CPDS15-AHC2 ① CPDS15-AHD2

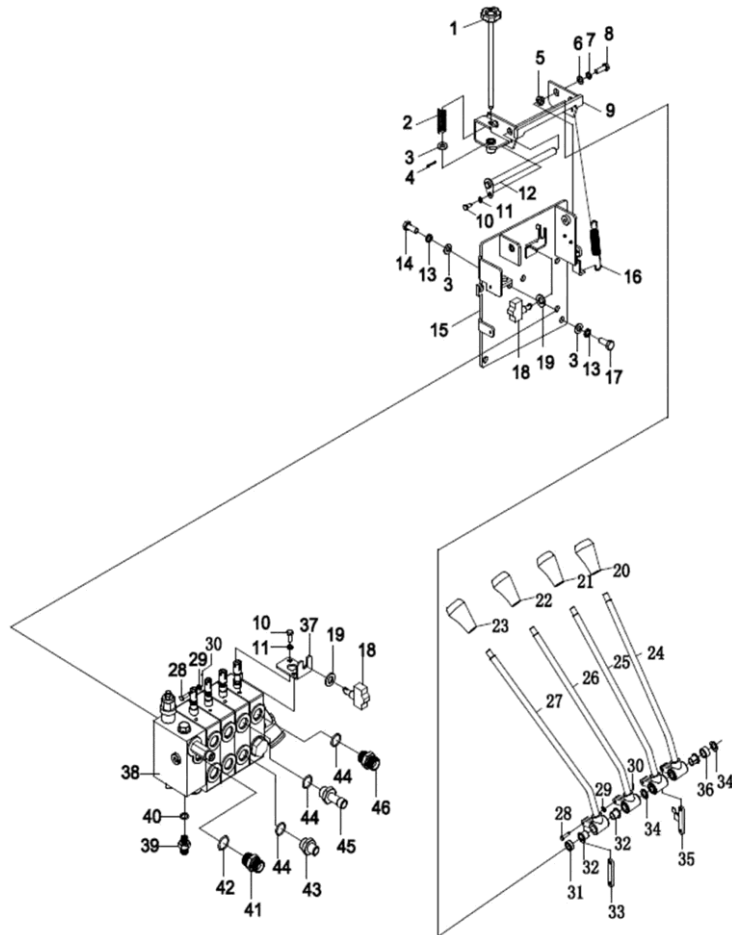


序号 Item	代号 Part No.	名称 Description	数量 Qty	备注或适用车型 Remarks Or Serial No.
16	JS160-610005-000	弹簧 Spring	1	
17	G005786-010025-00	螺栓 M10×25 Bolt M10×25	4	
18	TM1308-G00	微动开关 Inching switch	3	三联时 4, 四联时 5
19	G0861P1-000012-00	垫圈12 Washer 12	3	三联时 4, 四联时 5
20	JH150-630001-G00	升降手柄组件 Knob	1	
21	JH150-630002-G00	倾斜手柄组件 Knob	1	
22	JH150-630003-G00	侧移手柄组件 Knob	1	三联时用 For 3 spool valve
23	JH150-630004-G00	空白手柄组件 Knob	1	四联时用 For 4 spool valve
24	JH150-634000-000	起升手柄 Lifting lever	1	
25	JH150-635000-000	倾斜手柄 Tilting lever	1	
26	JH150-636000-000	属具手柄 I Control lever	1	三联时用 For 3 spool valve
27	JH150-637000-000	属具手柄 II Control lever	1	四联时用 For 4 spool valve
28	25DE-71-3	销轴 Pin shaft	4	三联时 6, 四联时 8
29	G0097P1-000005-00	垫圈 5 Washer 5	4	三联时 6, 四联时 8
30	G000091-1P6012-00	销 1.6×12 Pin 1.6×12	4	三联时 6, 四联时 8

图 5-5-1 多路阀操纵

Fig.5-5-1 Multi-way valve control

© CPDS15-AHC2 ④ CPDS15-AHD2



序号 Item	代号 Part No.	名称 Description	数量 Qty	备注或适用车型 Remarks Or Serial No.
31	JS160-610006-000	隔套 Spacer	1	二联时用 For 2 spool valve
31	JS160-610009-000	隔套 Spacer	1	三联时用 For 3 spool valve
31	JS160-610012-000	隔套 Spacer	1	四联时用 For 4 spool valve
32	N163-612001-000	衬套 Bushing	4	三联时 6, 四联时 8
33	JS160-610003-000	连接杆 II Lever	1	三联时 2, 四联时 3
34	JS160-610010-000	调整垫 Washer	2	
35	JS160-619000-000	连接杆 I Lever	1	
36	JS160-610008-000	隔套 Spacer	1	
37	JS160-611001-000	开关支架 Bracket	2	三联时 3, 四联时 4
38	JH150-631100-000	液压控制阀 Hydraulic control valve	1	二联阀 2 spool valve
38	JH150-631200-000	液压控制阀 Hydraulic control valve	1	三联阀 3 spool valve
38	JH150-631300-000	液压控制阀 Hydraulic control valve	1	四联阀 4 spool valve
39	JP451-640002-001	直通接头 Connector	1	
40	G001235-001402P4-00	O形密封圈 14×2.4 O-Ring 14×2.4	1	
41	30DH-600001	直通管接头 Connector	1	

图 5-5-2 多路阀罩壳

Fig.5-5-2 Multi-way valve housing

© CPDS15-AHC2 ④ CPDS15-AHD2

	序号 Item	代号 Part No.	名称 Description	数量 Qty	备注或适用车型 Remarks Or Serial No.
	53	JH150-650001-000	罩壳 Housing	1	
	54	G000093-000005-00	垫圈 5 Washer 5	3	
	55	G000067-005010-00	螺钉 M5×10 Scraw M5×10	3	
	56	JH150-650003-000	护套 Bellows	1	
	57	JH150-650002-000	罩板 Cover	1	
	58	AS161-600006-000	护套 Bellows	2	(Qty)3 spool 1 4 spool 0
	59	AS161-600004-000	护套 Bellows	2	(Qty)3 spool 3 4 spool 4
	60	X700-430506-W00	扣件 Fastener	4	

图 5-7 二联多路阀
Fig.5-7 Two multi-way valve

© CPDS15-AHC2 ① CPDS15-AHD2

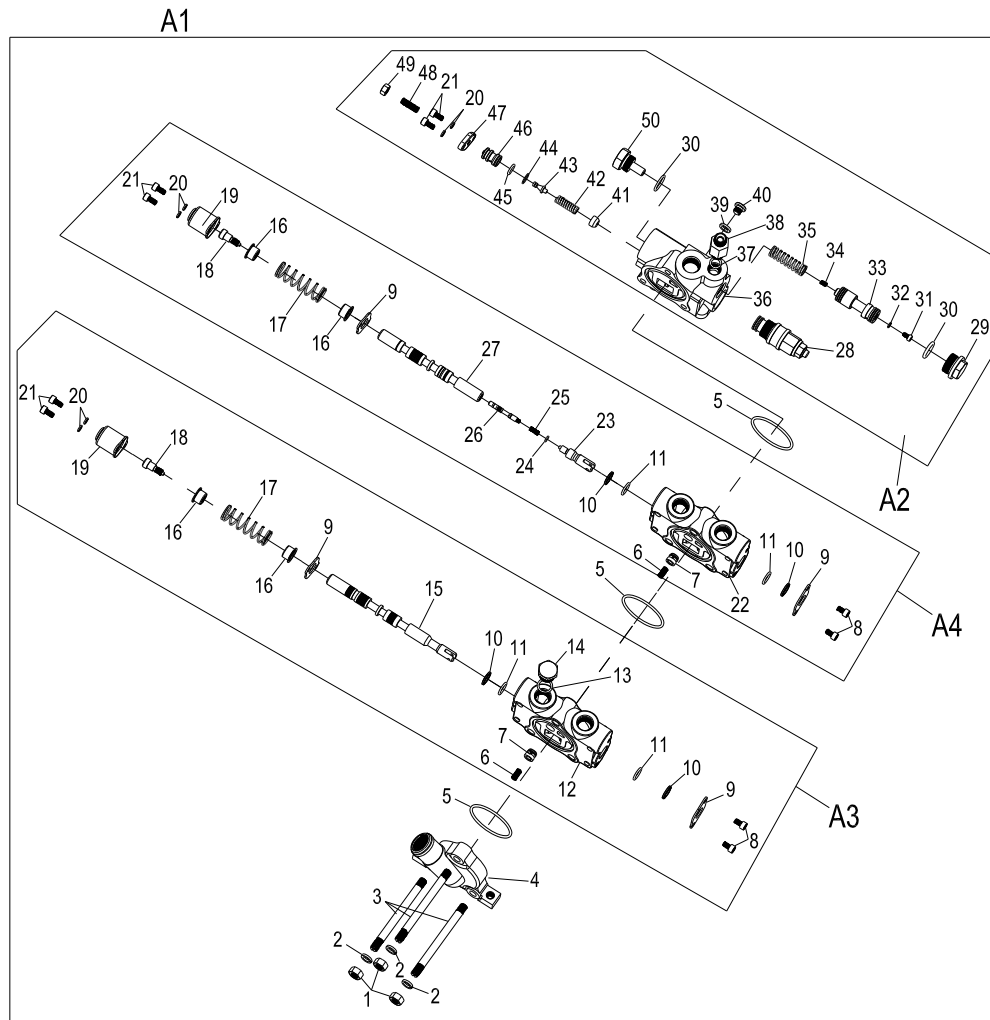


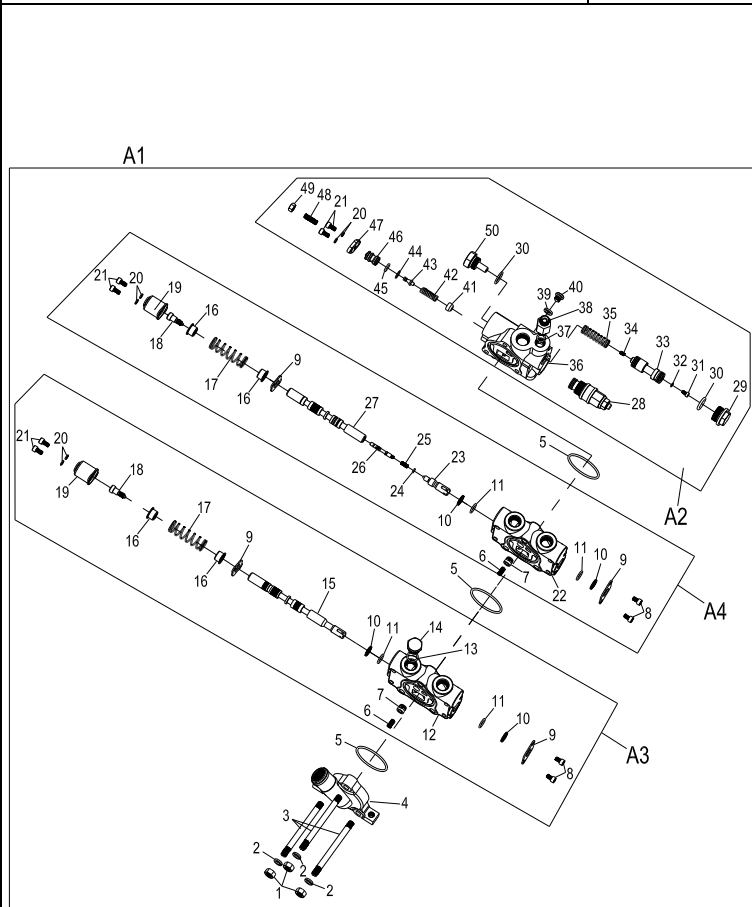
图 5-7 二联多路阀
Fig.5-7 Two multi-way valve

© CPDS15-AHC2 ① CPDS15-AHD2

序号 Item	代号 Part No.	名称 Description	数量 Qty	备注或适用车型 Remarks Or Serial No.
A1	JH150-631100-000	二联多路阀 Two multi-way valve	1	备注或适用车型 Factory Part No. CDB2-F15DYF-02
A2	CDB2-F15DYF-1.00	进油阀体总成 Into the oil body assy	1	
A3	CDB2-F15DYF-2.00	升降阀体总成 Lift Valve assy	1	
A4	CDB2-F15DYF-3.00a	倾斜自锁阀体总成 Self-locking valve assy	1	
1	GB6175-86- M10×1.25	螺母 M10×1.25 Nut M10×1.25	3	
2	GB7244-87-10	弹性垫圈 10 Springwasher 10	3	
3	CDB2-F15-302-122	螺栓 M10×1.25×122 Bolt M10×1.25×122	3	
4	CDB2-F15-103	回油阀体 Valve body, returning oi	1	
5	GB1235-76-63×3.1	O 型密封圈 63×3.1 O-ring 63×3.1	3	
6	CDB2-F15-304	止回弹簧 One-way valve spring	2	
7	CDB2-F15-303	止回阀芯 One-way valve	2	
8	GB65-85-M6×10	内六角螺钉 M6×10 Soket Head CapScrew	4	
9	CDB2-F15D-312	盖板 Cover Plate	4	
10	CDB2-F15-401	防尘圈 Dust ring	4	
11	GB1235-76-19×2.4	O 型密封圈 19×2.4 O-ring 19×2.4	4	

图 5-7 二联多路阀
Fig.5-7 Two multi-way valve

© CPDS15-AHC2 ① CPDS15-AHD2



序号 Item	代号 Part No.	名称 Description	数量 Qty	备注或适用车型 Remarks Or Serial No.
12	CDB2-F15-102	换向阀体 Reversing valve body	1	
13	GB1235-76-22×2.4	O 型密封圈 22×2.4 O-ring 22×2.4	1	
14	CDB2-F15-314	升降螺塞 Ascension screw plug	1	
15	CDB2-F15DYF-313	升降阀杆 Ascension valve	1	
16	CDB2-F15-305b	弹簧座 Spring seat	4	
17	CDB2-F15D-307	复位弹簧 Restoring spring	2	
18	CDB2-F15-308a	复位螺钉 Reset Screw	2	
19	CDB2-F15-306a	弹簧罩 Spring cover	2	
20	GB7244-87-6	弹性垫圈 6 Spring washer 6	6	
21	GB70-85- M6×12	内六角螺钉 M6×12 Inner hexagon screw	6	
22	CDB2-F15-102-1	换向阀体 Reversing valve body	1	
23	CDB2-F15DYF-311-2	接杆 The connecting rod	1	
24	GB3452.1-92-6×1.8	O 型密封圈 6×1.8 O-ring 6×1.8	1	
25	CDB2-F15-309	自锁弹簧 Spring,Lock valve heart	1	
26	CDB2-F15-310b	自锁阀芯 Lock valve heart	1	

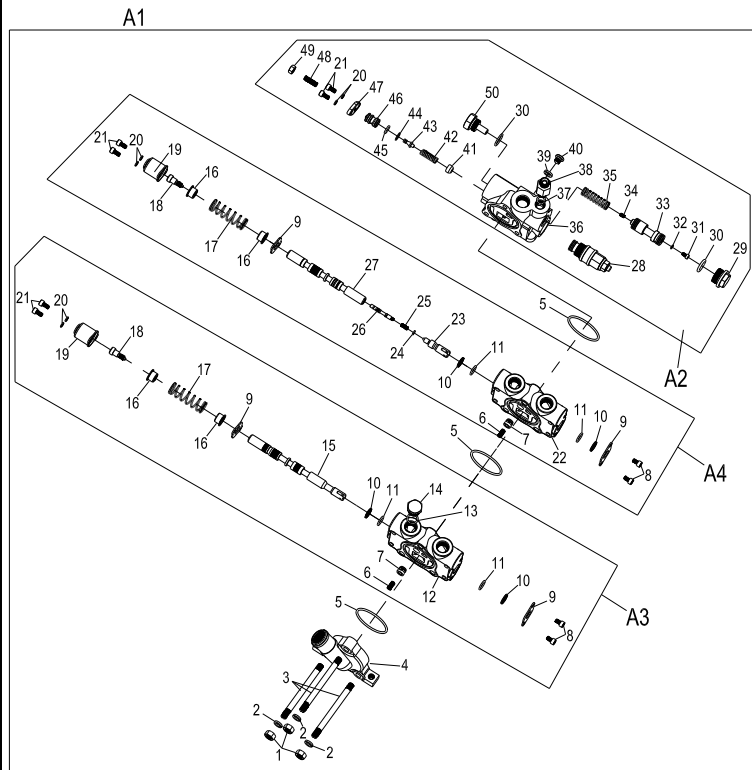
图 5-7 二联多路阀
Fig.5-7 Two multi-way valve

© CPDS15-AHC2 ① CPDS15-AHD2

序号 Item	代号 Part No.	名称 Description	数量 Qty	备注或适用车型 Remarks Or Serial No.
	27	CDB2-F15DYF-311-1 倾斜阀杆 Tilt valve stem	1	
	28	XYF10-01 溢流阀总成 Spill valve assy	1	
	29	CDB2-F15DY-315a 螺堵 Plug	1	
	30	GB1235-76-24x2.4 O型密封圈 24x2.4 O-ring 24x2.4	2	
	31	CDB2-F15DY-331 CF端阻尼堵 Damping Block	1	
	32	GB7244-87-5 弹簧垫圈 5 Springwasher	1	
	33	CDB2-F15DY-316C 优先阀芯 Priority valve	1	
	34	CDB2-F15DY-318a Ls端阻尼堵 Damping Block	1	
	35	CDB2-F15DY-317 控制弹簧 Shunt reset spring	1	
	36	CDB2-F15DYF-101 进油阀体 Filling valve body	1	
	37	GB1235-76-16x2.4 O型密封圈 16x2.4 O-ring 16x2.4	1	
	38	CDB2-F15DY-327a 15型 CF 接头 Joint	1	
	39	GB1235-76-10 组合垫圈 10 Combined washer 10	1	
	40	CDB2-F15-326 测压螺塞 M10x1 Pressure plug M10x1	1	
	41	CDB2-F15DY-326 弹簧导套 Spring Guide	1	

图 5-7 二联多路阀
Fig.5-7 Two multi-way valve

© CPDS15-AHC2 ④ CPDS15-AHD2



序号 Item	代号 Part No.	名称 Description	数量 Qty	备注或适用车型 Remarks Or Serial No.
42	CDB2-F15DY-324	溢流弹簧 Overflow Spring	1	
43	CDB2-F15DY-323	溢流阀芯 Overflow Valve	1	
44	GB1235-76-14x1	O型密封圈 14x1 O-ring 14x1	1	
45	GB1235-76-16x2.4	O型密封圈 16x2.4 O-ring 16x2.4	1	
46	CDB2-F15DY-322c	溢流阀座 Relief Valve Seat	1	
47	CDB2-F15DY-321	调压盖板 Pressure Regulating Cover	1	
48	GB77-85-M8	内六角紧定螺钉 M8 InnerHexagon Screw	1	
49	GB170-86- M8	螺母 M8 Nut M8	1	
50	CDB2-F15-318c	单向阀座 One-way valve seat	1	
K1	JH150-631100-000-KIT	修理包 Repair kits	1	INC:5,11,13,24,30,37,44, 45

图 5-8 三联多路阀
Fig.5-8 Three multi-way valve

© CPDS15-AHC2 ① CPDS15-AHD2

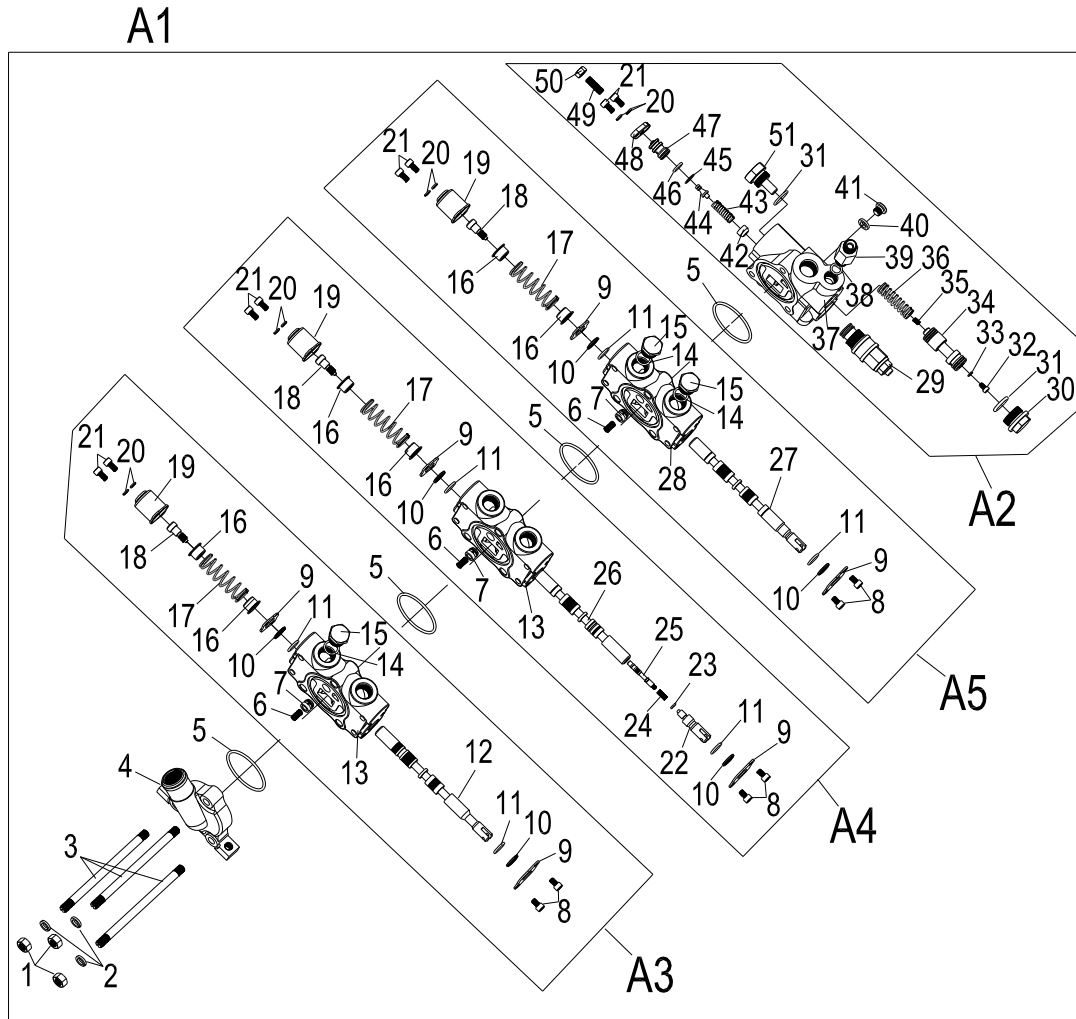


图 5-8 三联多路阀

Fig.5-8 Three multi-way valve

© CPDS15-AHC2 ④ CPDS15-AHD2

序号 Item	代号 Part No.	名称 Description	数量 Qty	备注或适用车型 Remarks Or Serial No.
A1	JH150-631200-000	三联多路阀 Three multi-way valve	1	备注或适用车型 Factory Part No. CDB2-F15DYF-03
A2	CDB2-F15DYF-1.00	进油阀体总成 Into the oil body assy	1	
A3	CDB2-F15DYF-2.00	升降阀体总成 Lift Valve assy	1	
A4	CDB2-F15DYF-3.00	倾斜自锁阀体总成 Self-locking valve assy	1	
A5	CDB2-F15DYF-4.00	属具阀体总成 Attachment valve assy	1	
1	GB6175-86- M10×1.25	螺母 M10×1.25 Nut M10×1.25	3	
2	GB7244-87-10	弹性垫圈 10 Springwasher 10	3	
3	CDB2-F15-302-160	螺栓 M10×1.25×160 Bolt M10×1.25×160	3	
4	CDB2-F15-103	回油阀体 Valve body, returning oi	1	
5	GB1235-76-63×3.1	O型密封圈 63×3.1 O-ring 63×3.1	4	
6	CDB2-F15-304	止回弹簧 One-way valve spring	3	
7	CDB2-F15-303	止回阀芯 One-way valve	3	
8	GB65-85-M6×10	内六角螺钉 M6×10 Soket Head CapScrew	6	
9	CDB2-F15D-312	盖板 Cover Plate	6	
10	CDB2-F15-401	防尘圈 Dust ring	6	

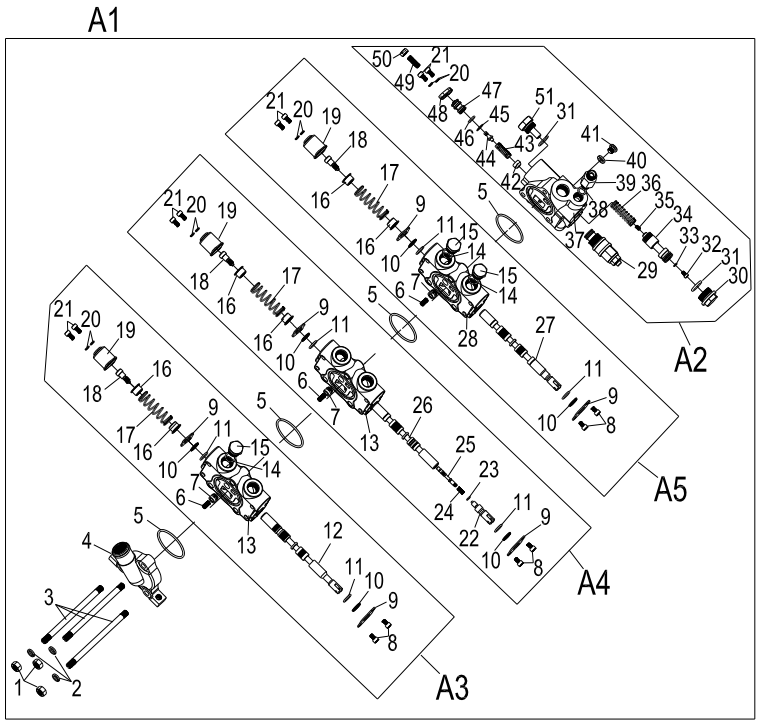


图 5-8 三联多路阀

Fig.5-8 Three multi-way valve

© CPDS15-AHC2 Ⓧ CPDS15-AHD2

序号 Item	代号 Part No.	名称 Description	数量 Qty	备注或适用车型 Remarks Or Serial No.
11	GB1235-76-19×2.4	O 型密封圈 19×2.4 O-ring 19×2.4	6	
12	CDB2-F15DYF-313	升降阀杆 Ascension valve	1	
13	CDB2-F15-102	换向阀体 Reversing valve body	2	
14	GB1235-76-22×2.4	O 型密封圈 22×2.4 O-ring 22×2.4	3	
15	CDB2-F15-314	升降螺塞 Ascension screw plug	3	
16	CDB2-F15-305b	弹簧座 Spring seat	6	
17	CDB2-F15D-307	复位弹簧 Restoring spring	3	
18	CDB2-F15-308a	复位螺钉 Reset Screw	3	
19	CDB2-F15-306a	弹簧罩 Spring cover	3	
20	GB7244-87-6	弹性垫圈 6 Spring washer 6	8	
21	GB70-85- M6×12	内六角螺钉 M6×12 Inner hexagon screw	8	
22	CDB2-F15DYF-311-2	接杆 The connecting rod	1	
23	GB3452.1-92-6×1.8	O 型密封圈 6×1.8 O-ring 6×1.8	1	
24	CDB2-F15-309	自锁弹簧 Spring,Lock valve heart	1	
25	CDB2-F15-310b	自锁阀芯 Lock valve heart	1	

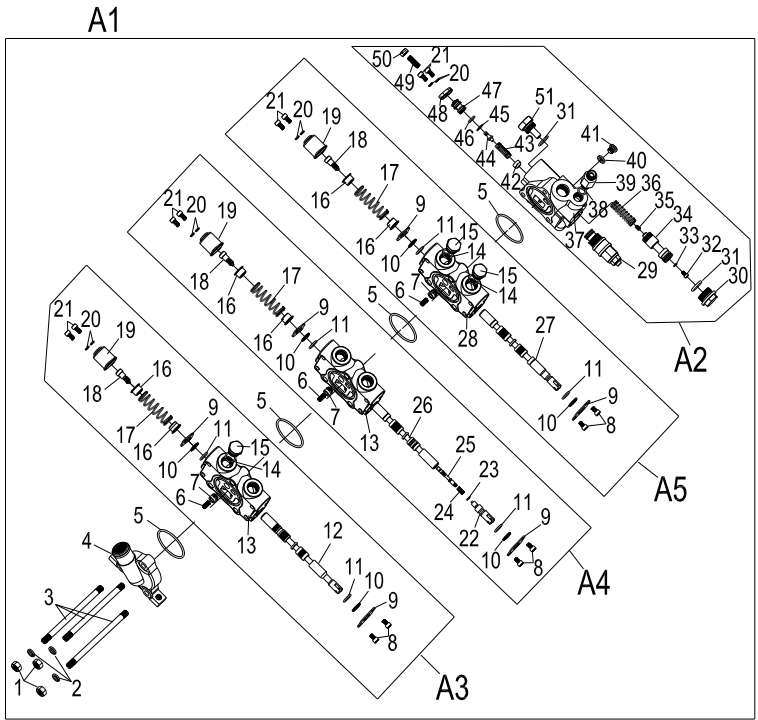
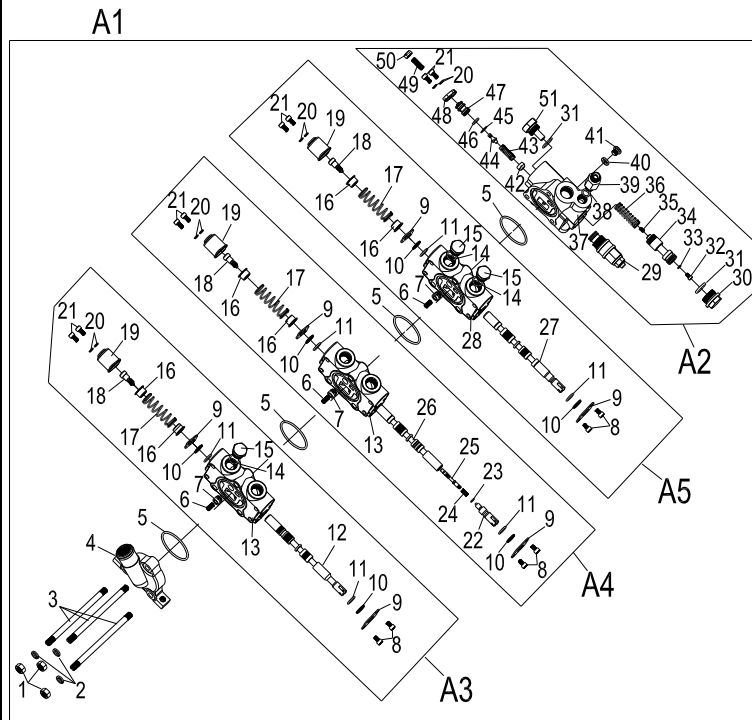


图 5-8 三联多路阀

Fig.5-8 Three multi-way valve

© CPDS15-AHC2 ① CPDS15-AHD2



序号 Item	代号 Part No.	名称 Description	数量 Qty	备注或适用车型 Remarks Or Serial No.
26	CDB2-F15DYF-311-1	倾斜阀杆 Tilt valve stem	1	
27	CDB2-F15-325a	侧移阀杆 Lateral Stem	1	
28	CDB2-F15-102-1	换向阀体 Reversing valve body	1	
29	XYF10-01	溢流阀总成 Spill valve assy	1	
30	CDB2-F15DY-315a	螺堵 Plug	1	
31	GB1235-76-24x2.4	O 型密封圈 24x2.4 O-ring 24x2.4	2	
32	CDB2-F15DY-331	CF端阻尼堵 Damping Block	1	
33	GB7244-87-5	弹簧垫圈 5 Springwasher	1	
34	CDB2-F15DY-316C	优先阀芯 Priority valve	1	
35	CDB2-F15DY-318a	Ls 端阻尼堵 Damping Block	1	
36	CDB2-F15DY-317	控制弹簧 Shunt reset spring	1	
37	CDB2-F15DYF-101	进油阀体 Filling valve body	1	
38	GB1235-76-16x2.4	O 型密封圈 16x2.4 O-ring 16x2.4	1	
39	CDB2-F15DY-327a	15 型 CF 接头 Joint	1	
40	GB1235-76-10	组合垫圈 10 Combined washer 10	1	

图 5-8 三联多路阀
Fig.5-8 Three multi-way valve

© CPDS15-AHC2 ① CPDS15-AHD2

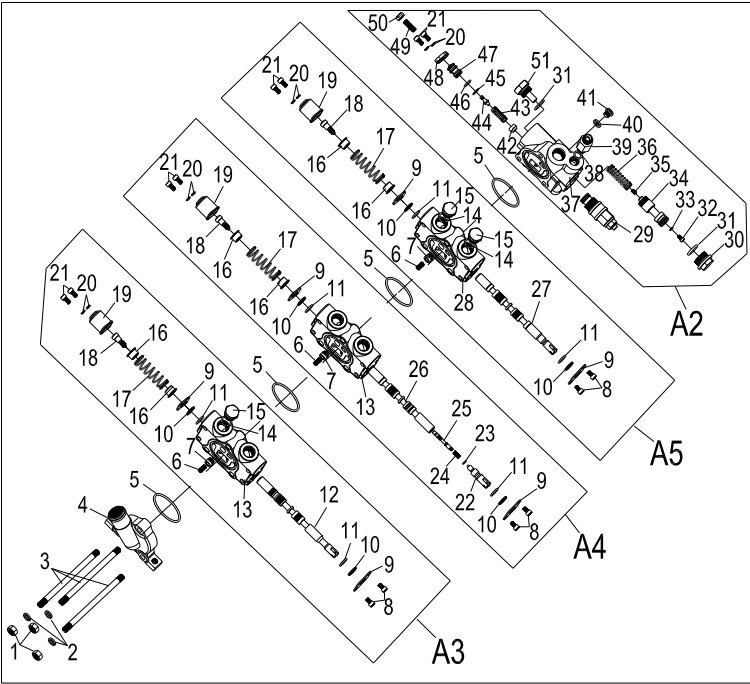
A1	序号 Item	代号 Part No.	名称 Description	数量 Qty	备注或适用车型 Remarks Or Serial No.
	41	CDB2-F15-326	测压螺塞 M10×1 Pressure plug M10×1	1	
	42	CDB2-F15DY-326	弹簧导套 Spring Guide	1	
	43	CDB2-F15DY-324	溢流弹簧 Overflow Spring	1	
	44	CDB2-F15DY-323	溢流阀芯 Overflow Valve	1	
	45	GB1235-76-14×1	O型密封圈 14×1 O-ring 14×1	1	
	46	GB1235-76-16×2.4	O型密封圈 16×2.4 O-ring 16×2.4	1	
	47	CDB2-F15DY-322c	溢流阀座 Relief Valve Seat	1	
	48	CDB2-F15DY-321	调压盖板 Pressure Regulating Cover	1	
	49	GB77-85-M8	内六角紧定螺钉 M8 InnerHexagon Screw	1	
	50	GB170-86- M8	螺母 M8 Nut M8	1	
	51	CDB2-F15-318c	单向阀座 One-way valve seat	1	
K1	JH150-631200-000-KIT	修理包 Repair kits	1	INC:5,11,14,23,31,38,45, 46	

图 5-9 四联多路阀
Fig.5-9 Four multi-way valve

© CPDS15-AHC2 ④ CPDS15-AHD2

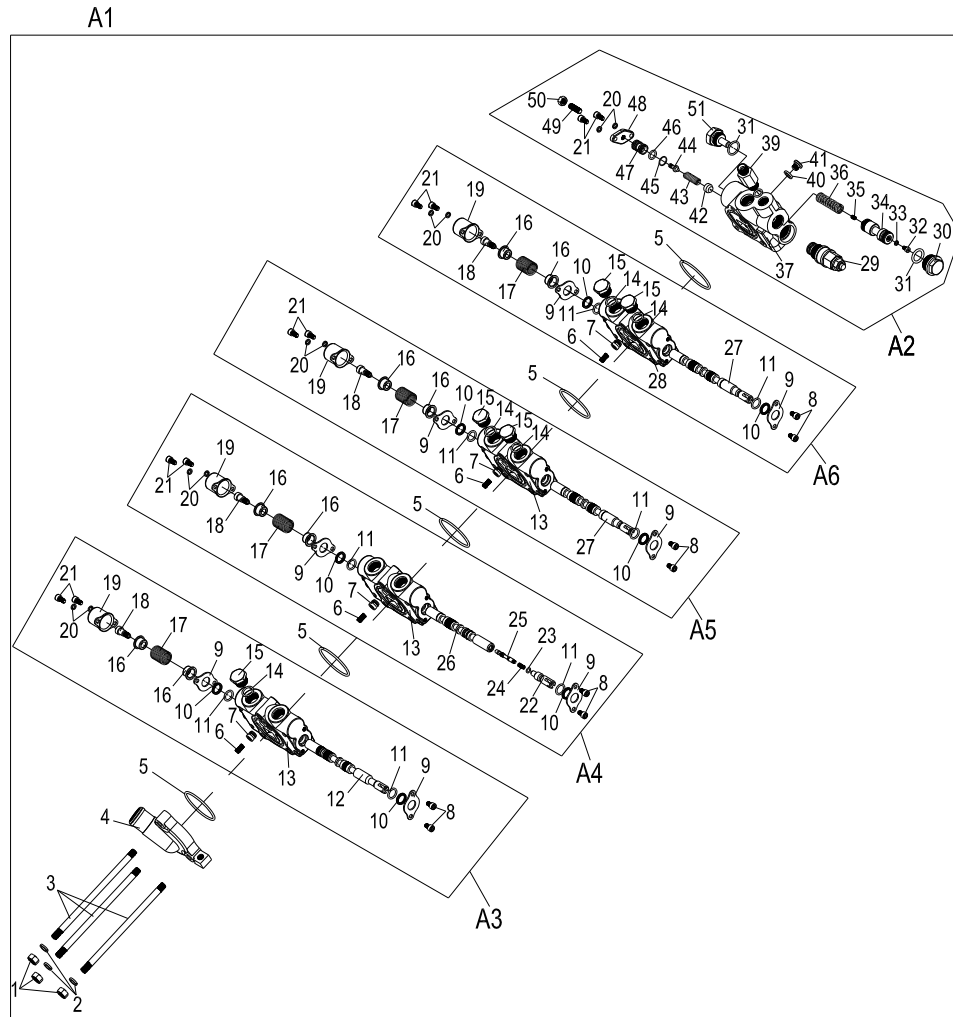


图 5-9 四联多路阀
Fig.5-9 Four multi-way valve

© CPDS15-AHC2 ① CPDS15-AHD2

A1	序号 Item	代号 Part No.	名称 Description	数量 Qty	备注或适用车型 Remarks Or Serial No.
	A1	JH150-631300-000	四联多路阀 Four multi-way valve	1	备注或适用车型 Factory Part No. CDB2-F15DYF-04
	A2	CDB2-F15DYF-1.00	进油阀体总成 Into the oil body assy	1	
	A3	CDB2-F15DYF-2.00	升降阀体总成 Lift Valve assy	1	
	A4	CDB2-F15DYF-3.00	倾斜自锁阀体总成 Self-locking valve assy	1	
	A5	CDB2-F15DYF-5.00	属具阀体总成 Attachment valve assy	1	
	A6	CDB2-F15DYF-4.00	属具阀体总成 Attachment valve assy	1	
	1	GB6175-86- M10×1.25	螺母 M10×1.25 Nut M10×1.25	3	
	2	GB7244-87-10	弹性垫圈 10 Springwasher 10	3	
	3	CDB2-F15-302-198	螺栓 M10×1.25×198 Bolt M10×1.25×198	3	
4	CDB2-F15-103	回油阀体 Valve body, returning oi	1		
5	GB1235-76-63×3.1	O型密封圈 63×3.1 O-ring 63×3.1	5		
6	CDB2-F15-304	止回弹簧 One-way valve spring	4		
7	CDB2-F15-303	止回阀芯 One-way valve	4		
8	GB65-85-M6×10	内六角螺钉 M6×10 Soket Head CapScrew	8		
9	CDB2-F15D-312	盖板 Cover Plate	8		

图 5-9 四联多路阀
Fig.5-9 Four multi-way valve

© CPDS15-AHC2 © CPDS15-AHD2

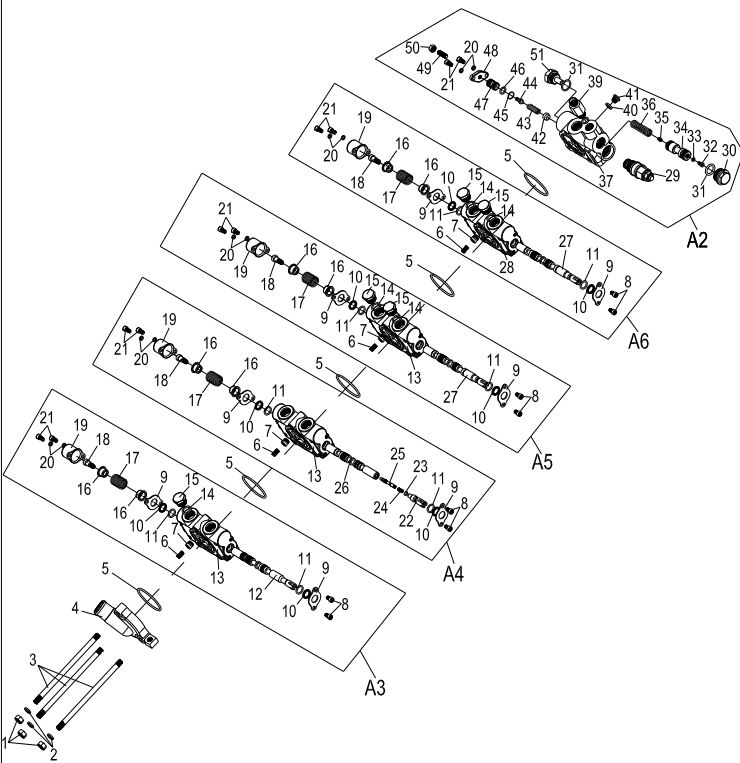
A1	序号 Item	代号 Part No.	名称 Description	数量 Qty	备注或适用车型 Remarks Or Serial No.
	10	CDB2-F15-401	防尘圈 Dust ring	8	
	11	GB1235-76-19×2.4	O 型密封圈 19×2.4 O-ring 19×2.4	8	
	12	CDB2-F15DYF-313	升降阀杆 Ascension valve	1	
	13	CDB2-F15-102	换向阀体 Reversing valve body	3	
	14	GB1235-76-22×2.4	O 型密封圈 22×2.4 O-ring 22×2.4	5	
	15	CDB2-F15-314	升降螺塞 Ascension screw plug	5	
	16	CDB2-F15-305b	弹簧座 Spring seat	8	
	17	CDB2-F15D-307	复位弹簧 Restoring spring	4	
	18	CDB2-F15-308a	复位螺钉 Reset Screw	4	
	19	CDB2-F15-306a	弹簧罩 Spring cover	4	
	20	GB7244-87-6	弹性垫圈 6 Spring washer 6	10	
	21	GB70-85- M6×12	内六角螺钉 M6×12 Inner hexagon screw	10	
	22	CDB2-F15DYF-311-2	接杆 The connecting rod	1	
	23	GB3452.1-92-6×1.8	O 型密封圈 6×1.8 O-ring 6×1.8	1	
	24	CDB2-F15-309	自锁弹簧 Spring, Lock valve heart	1	

图 5-9 四联多路阀
Fig.5-9 Four multi-way valve

© CPDS15-AHC2 ① CPDS15-AHD2

A1	序号 Item	代号 Part No.	名称 Description	数量 Qty	备注或适用车型 Remarks Or Serial No.
	25	CDB2-F15-310b	自锁阀芯 Lock valve heart	1	
	26	CDB2-F15DYF-311-1	倾斜阀杆 Tilt valve stem	1	
	27	CDB2-F15-325a	侧移阀杆 Lateral Stem	2	
	28	CDB2-F15-102-1	换向阀体 Reversing valve body	1	
	29	XYF10-01	溢流阀总成 Spill valve assy	1	
	30	CDB2-F15DY-315a	螺堵 Plug	1	
	31	GB1235-76-24x2.4	O 型密封圈 24x2.4 O-ring 24x2.4	2	
	32	CDB2-F15DY-331	CF端阻尼堵 Damping Block	1	
	33	GB7244-87-5	弹簧垫圈 5 Springwasher	1	
	34	CDB2-F15DY-316C	优先阀芯 Priority valve	1	
	35	CDB2-F15DY-318a	Ls 端阻尼堵 Damping Block	1	
	36	CDB2-F15DY-317	控制弹簧 Shunt reset spring	1	
	37	CDB2-F15DYF-101	进油阀体 Filling valve body	1	
	38	GB1235-76-16x2.4	O 型密封圈 16x2.4 O-ring 16x2.4	1	
39	CDB2-F15DY-327a	15 型 CF 接头 Joint	1		

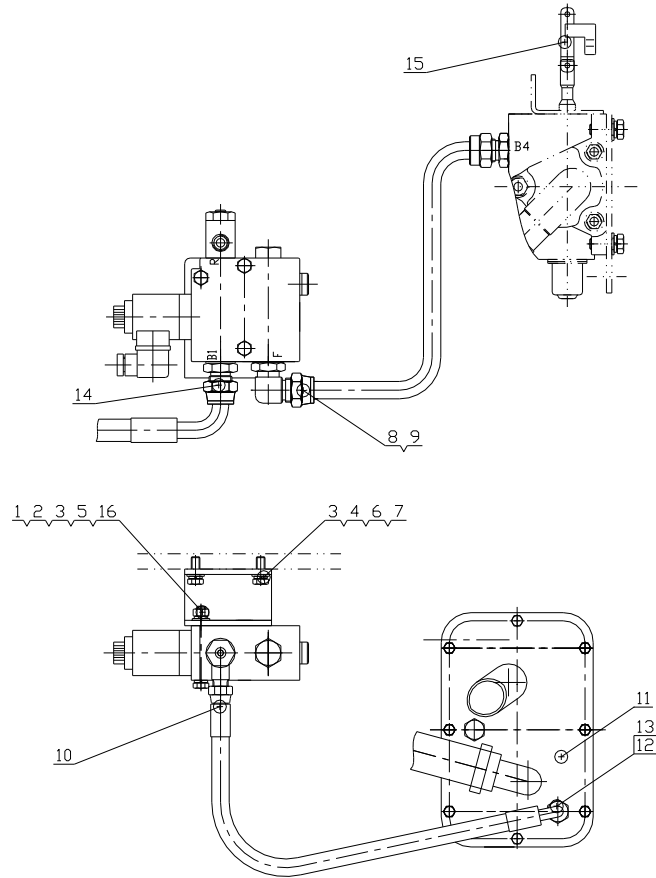
图 5-9 四联多路阀
Fig.5-9 Four multi-way valve

© CPDS15-AHC2 ④ CPDS15-AHD2

A1	序号 Item	代号 Part No.	名称 Description	数量 Qty	备注或适用车型 Remarks Or Serial No.
	40	GB1235-76-10	组合垫圈 10 Combined washer 10	1	
	41	CDB2-F15-326	测压螺塞 M10×1 Pressure plug M10×1	1	
	42	CDB2-F15DY-326	弹簧导套 Spring Guide	1	
	43	CDB2-F15DY-324	溢流弹簧 Overflow Spring	1	
	44	CDB2-F15DY-323	溢流阀芯 Overflow Valve	1	
	45	GB1235-76-14×1	O型密封圈 14×1 O-ring 14×1	1	
	46	GB1235-76-16×2.4	O型密封圈 16×2.4 O-ring 16×2.4	1	
	47	CDB2-F15DY-322c	溢流阀座 Relief Valve Seat	1	
	48	CDB2-F15DY-321	调压盖板 Pressure Regulating Cover	1	
	49	GB77-85-M8	内六角紧定螺钉 M8 InnerHexagon Screw	1	
	50	GB170-86- M8	螺母 M8 Nut M8	1	
	51	CDB2-F15-318c	单向阀座 One-way valve seat	1	
	K1	JH150-631300-000-KIT	修理包 Repair kits	1	INC:5,11,14,23,31,38,45,46

图 5-10 下降锁止
Fig.5-10 Drop the lock

©CPDS15-AHC2 ©CPDS15-AHD2



序号 Item	物料码 Part No.	名称 Description	数量 Qty	备注或适用车型 Remarks Or Serial No.
1	JH150-671000-800	安全功能阀 Safety function valve	1	
2	G005783-008070-00	螺钉 M8×70 Screw M8×70	1	
3	G000093-000008-00	垫圈 8 Washer 8	4	
4	G0097P1-000008-00	垫圈 8 Washer 8	2	
5	G006170-000008-00	螺母M8 Nut M8	1	
6	G005783-008020-00	螺栓M8×20 Bolt M8×20	2	
7	JH150-670001-800	支架 Bracket	1	
8	SR200-630100-000	90°管接头 Pipe joint	1	
9	JH150-670002-800	硬管总成 Hard tube assy	1	
10	JH150-670003-800	胶管总成 Hose assy	1	
11	JH150-612000-800	盖板 Cover plate	1	
12	J000982-000014-00	垫圈14 Washer 14	1	
13	JH150-670004-800	直通接头 Straight through joint	1	
14	N163-611500-000	管接头 Pipe joint	1	
15	JS160-670100-800	连接杆 Connecting rod	1	

第六部分 电气系统

Part VI Electrical system

© CPDS15-AHC2 ① CPDS15-AHD2

序号 Item	名称 Description	适用车型 Serial No.	页码 Page
图 6-1 Fig.6-1	电气系统 I Electrical system I	© ①	6-1
图 6-2 Fig.6-2	电气系统 II Electrical system II	© ①	6-2
图 6-3 Fig.6-3	电气系统 III Electrical system III	© ①	6-4
图 6-4 Fig.6-4	蓄电池总成 Battery assy	© ①	6-5
图 6-5 Fig.6-5	选配及补充 Selection and supplement	© ①	6-6
图 6-6 Fig.6-6	加装电源插头 12V (选配) Install attaching plug 12V (Options)	© ①	6-7

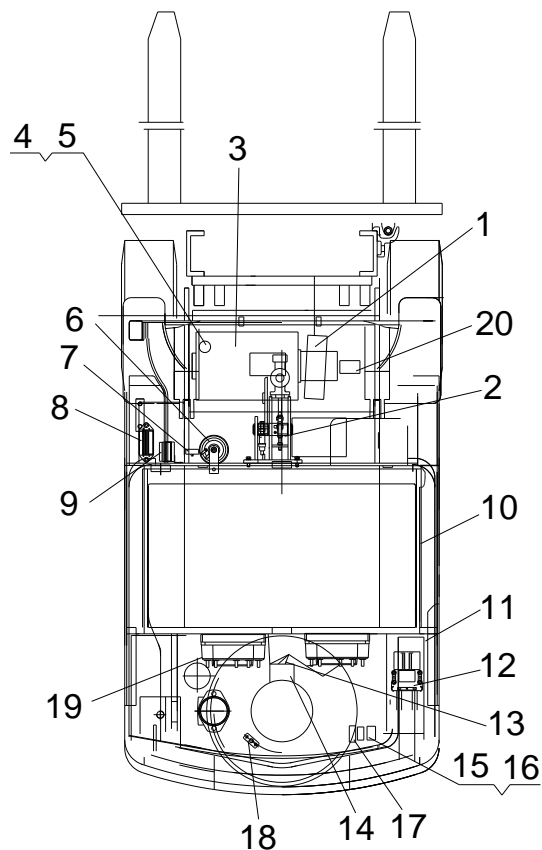
图 6-1 电气系统 I
Fig.6-1 Electrical system I

© CPDS15-AHC2 ④ CPDS15-AHD2

序号 Item	代号 Part No.	名称 Description	数量 Qty	备注或适用车型 Remarks Or Serial No.	
	1	左前组合灯 L.H.Front combination lamp	1	③ ④	
	1	右前组合灯 R.H.Front combination lamp	1	③ ④	
	2	组合开关总成 Combination switch assy	1	③ ④	
	3	电门开关 Starter switch	1	④	
	3	电门开关 Starter switch	1	③	
	4	起升开关线束 Lifting switch harness	1		
	5	蓄电池总成 Battery assy	1		
	6	转接线束 Connect wire	1	③	
	6	驾驶室线束 Cab harness	1	④	
	7	电控总成 Controller assy	1	③	
	7	电控总成 Controller assy	1	④	
	8	橡胶塞 Rubber plug	2	③ ④	

图 6-2 电气系统 II
Fig.6-2 Electrical system II

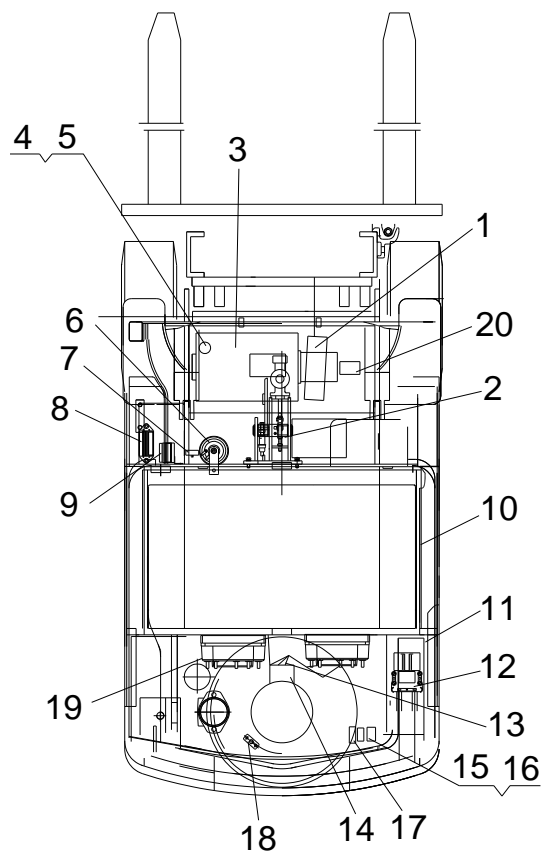
© CPDS15-AHC2 ④ CPDS15-AHD2



序号 Item	代号 Part No.	名称 Description	数量 Qty	备注或适用车型 Remarks Or Serial No.
1	2ME4251-707000-000	手刹开关总成 Hand brake switch assy	1	© ④
2	NC9717-700600-000	制动灯开关 Brake signal switch	2	© ④
3	JH150-702000-000	翘板开关总成 Rocker switch assy	1	
4	JP301-700040-900	红色紧停按钮 Red emergency stop button	1	
5	JP255-700200-000	紧停按钮线束 Emergency stop button harness	1	
6	R450-700200-000	电喇叭24V Horn 24V	1	
7	A-0507003-G00	喇叭滤波器 Filter for horn	1	
8	JS137-700020-900	延时控制器 Delay controller	1	© ④
9	JS137-700010-900	蜂鸣器 Buzzer	1	© ④
10	JH150-710000-002	车身线束 Body harness	1	©
10	ME2151-710000-001	车身线束 Body harness	1	④
11	SR200-706000-000	保险丝盒组件 Fuse box components	1	©
11	ME2151-760000-000	保险丝盒组件 Fuse box components	1	④
12	JH150-790000-000	车身电源电缆组 Socket assy	1	©
12	ME2151-790000-000	车身电源电缆组 Socket assy	1	④

图 6-2 电气系统 II
Fig.6-2 Electrical system II

© CPDS15-AHC2 ④ CPDS15-AHD2

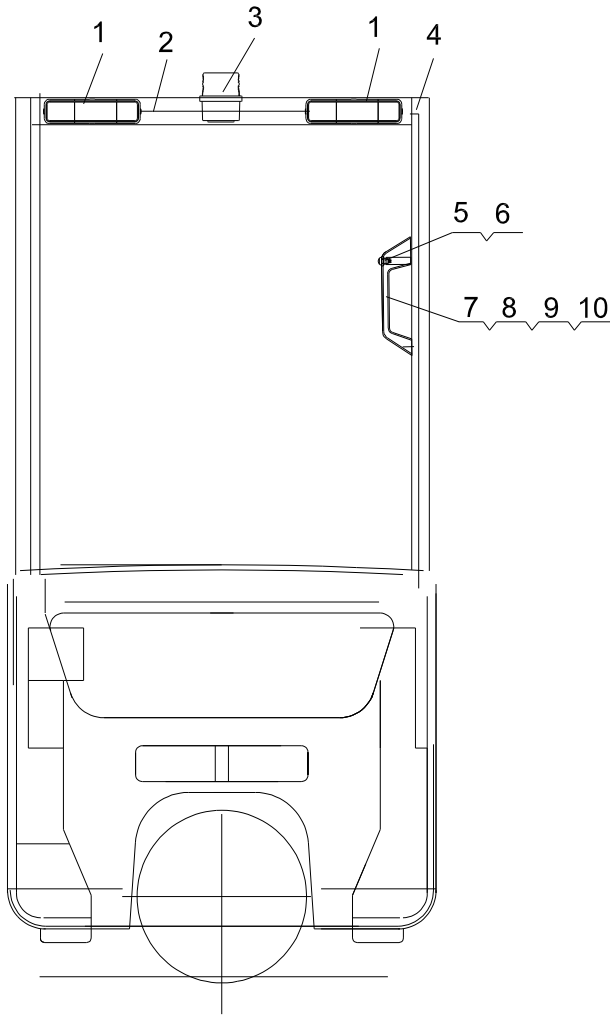


序号 Item	代号 Part No.	名称 Description	数量 Qty	备注或适用车型 Remarks Or Serial No.
13	JH150-701000-000	牵引电机电缆 Traction motor cable	1	©
13	ME2151-701000-000	牵引电机电缆 Traction motor cable	1	④
14	JS160-700003-000	防护罩 Protection cover	13	
15	JP151-740010-900	继电器24V Relay 24V	2	
16	JP255-740020-000	继电器线束 Relay harness	2	© ④
17	JP255-740010-000	电子闪光灯 Electronic flasher	1	© ④
18	ME2151-700001-000	接近开关 Proximity switch	1	© ④
19	JH150-705000-000	油泵电机电缆 Pump motor cable	1	©
19	ME2151-705000-000	油泵电机电缆 Pump motor cable	1	④
20	ME2151-740001-000	仪表OPT100 Meter OPT100	1	© ④

图 6-3 电气系统Ⅲ

Fig.6-3 Electrical system Ⅲ

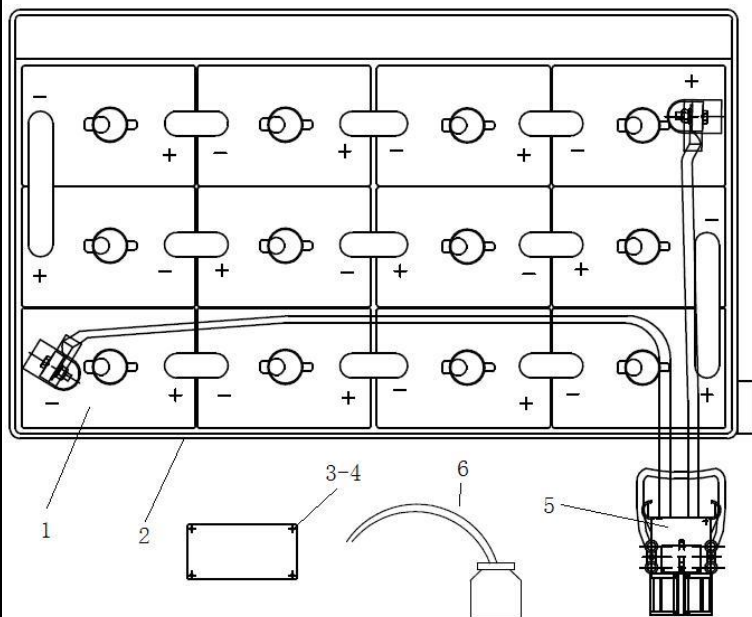
© CPDS15-AHC2 ④ CPDS15-AHD2



序号 Item	代号 Part No.	名称 Description	数量 Qty	备注或适用车型 Remarks Or Serial No.
1	JP255-706000-000	尾灯总成 Taillight assy	2	③ ④
2	JS137-780000-000	尾灯线束 Taillight harness	1	③ ④
3	AP251-700030-000	警灯 Alarm lamp	1	
4	JP255-700040-000	倒车蜂鸣器 24V Reverse buzzer 24V	1	③ ④
5	AP251-700200-900	扶手按钮开关总成 Button switch assy	1	③ ④
6	AP251-700100-900	扶手按钮开关线束 Button switch harness	1	③ ④
7	XF250-800009-550	扶手 Handrail	1	
8	G000093-000005-00	垫圈5 Washer 5	2	
9	G0097P1-000005-00	垫圈5 Washer 5	2	
10	G000818-005020-00	螺钉M5×20 Screw M5×20	2	

图 6-4 蓄电池总成
Fig.6-4 Battery assy

© CPDS15-AHC2 ④ CPDS15-AHD2



序号 Item	代号 Part No.	名称 Description	数量 Qty	备注或适用车型 Remarks Or Serial No.
A2	ME2151-730000-000	蓄电池总成 Battery assy	1	© ④
1	ME2151-730010-G00	蓄电池 Battery	12	© ④
2	ME2151-731000-000	蓄电池箱 Battery box	1	© ④
3	25PH-730001	蓄电池组标牌 Namecard of battery	1	
4	G000827-003006-00	铆钉 3×6 Rivet 3×6	4	
5	JH150-732000-000	蓄电池电源电缆组 Cable assy	1	
6	12DE-514000-G00	24V 自动补水装置 Automatic replenishment device	1	

图 6-5 选配及补充

Fig.6-5 Selection and supplement

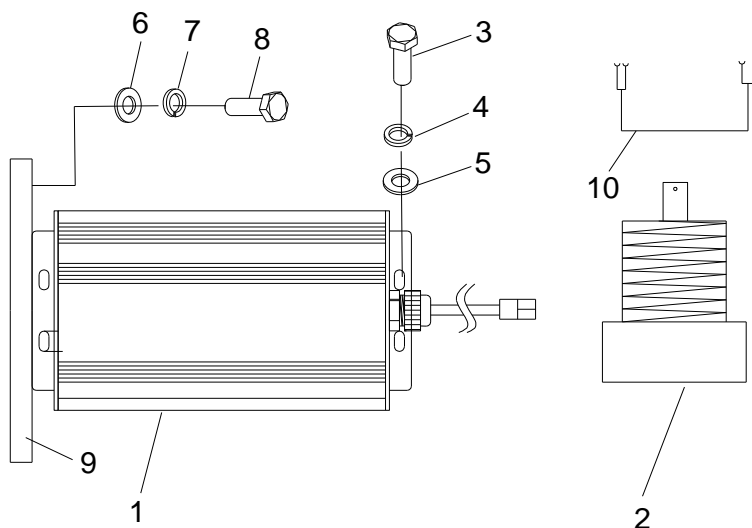
© CPDS15-AHC2 ① CPDS15-AHD2

序号 Item	物料码 Part No.	名称 Description	数量 Qty	备注或适用车型 Remarks Or Serial No.
1	ME2151-301000-500	球面后视镜支架 Spherical mirror bracket	1	
2	XF250-800005-G01	后视镜 Rearview mirror	1	
3	GB/T70.2-2000-M6×16	盘头内六角 M6×16 Screw M6×16	2	
4	GB/T93-1987-6	弹垫 6 Spring washer 6	10	
5	GB/T95-2002-6	平垫 6 Washer 6	10	
6	30060-G00	观后视镜 Rearview mirror	2	
7	ME2151-300100-520	观后视镜支架 Bracket	2	
8	ME2151-300001-520	支板 Support plate	2	
9	GB/T5783-2000-M6×20	外六角螺栓 M6×20 Screw M6×20	8	
10	ME2151-753000-000	前大灯 Headlight	2	
11	2ME4251-700050-500	翘板开关总成 Tilt switch assy	1	
K1	ME2151-301000-kit	全景后视镜总成 Panoramic view mirror assy	1	INC:1-5
K2	ME2151-300100-kit	左/右后视镜 L.H/R.H Rearview mirror	2	INC:4-9
K3	ME2151-753000-0-kit	前大灯总成 Headlight assy	1	INC:10-11

图 6-6 加装电源插头 12V (选配)

Fig.6-6 Install attaching plug 12V (Options)

©CPDS15-AHC2 ④CPDS15-AHD2



序号 Item	物料码 Part No.	名称 Description	数量 Qty	备注或适用车型 Remarks Or Serial No.
1	ME2151-700010-500	DC-DC 转换器 DC-DC Converter	1	
2	AP300-710002-500	点烟器插座 Socket	1	
3	G000065-005010-00	螺钉 M5×10 Screw M5×10	4	
4	G000093-000005-00	垫圈 5 Washer 5	4	
5	G0097P1-000005-00	垫圈 5 Washer 5	4	
6	G0097P1-000006-00	垫圈 6 Washer 6	2	
7	G000093-000006-00	垫圈 6 Washer 6	2	
8	G000065-006012-00	螺钉 M6×12 Screw M6×12	2	
9	ME2151-700101-530	转换器安装板 Converter mounting plate	1	
10	2ME3161-700500-500	点烟器线 Socket line	1	
K	ME2151-700100-KIT	插头打包号 attaching plug Package number	1	包括 INC:1-10

第七部分 起升系统

Part VII Lifting system

© CPDS15-AHC2 © CPDS15- AHD2

序号 Item	名称 Description	适用车型 Serial No.	页码 Page
图 7-1 Fig.7-1	起升组件 I Lifting part I	二级门架 SIMPLEX MAST	7-1
	选配表 1 <Optional Parts List 1 >	二级门架 SIMPLEX MAST	7-3
图 7-2 Fig.7-2	起升组件 II Lifting part II	二级门架 SIMPLEX MAST	7-4
	选配表 2 <Optional Parts List 2 >	二级门架 SIMPLEX MAST	7-5
图 7-3 Fig.7-3	链条总成 Chain assy	二级门架 SIMPLEX MAST	7-6
	选配表 2-A <Optional Parts List 2-A >	二级门架 SIMPLEX MAST	7-7
图 7-4 Fig.7-4	货叉架总成 Fork carriager assy	二级门架 SIMPLEX MAST	7-8
图 7-5 Fig.7-5	侧移架总成 Side-shifter carriager assy	二级门架 / 二级全自由门架 / 三级门架 SIMPLEX MAST / DUPLEX MAST / TRIPLEX MAST	7-9
图 7-6 Fig.7-6	左/右升降油缸 L.H. /R.H. Lifting cylinder	二级门架 SIMPLEX MAST	7-11
	选配表 3 <Optional Parts List 3 >	二级门架 SIMPLEX MAST	7-13
图 7-7 Fig.7-7	倾斜油缸 Tilting cylinder	二级门架 / 二级全自由门架 / 三级门架 SIMPLEX MAST / DUPLEX MAST / TRIPLEX MAST	7-14
图 7-8 Fig.7-8	起升油路 Lifting circuit	二级门架 SIMPLEX MAST	7-16
	选配表 4 <Optional Parts List 4 >	二级门架 SIMPLEX MAST	7-17
图 7-9 Fig.7-9	侧移油路 Side-shifter circuit	二级门架 SIMPLEX MAST	7-18

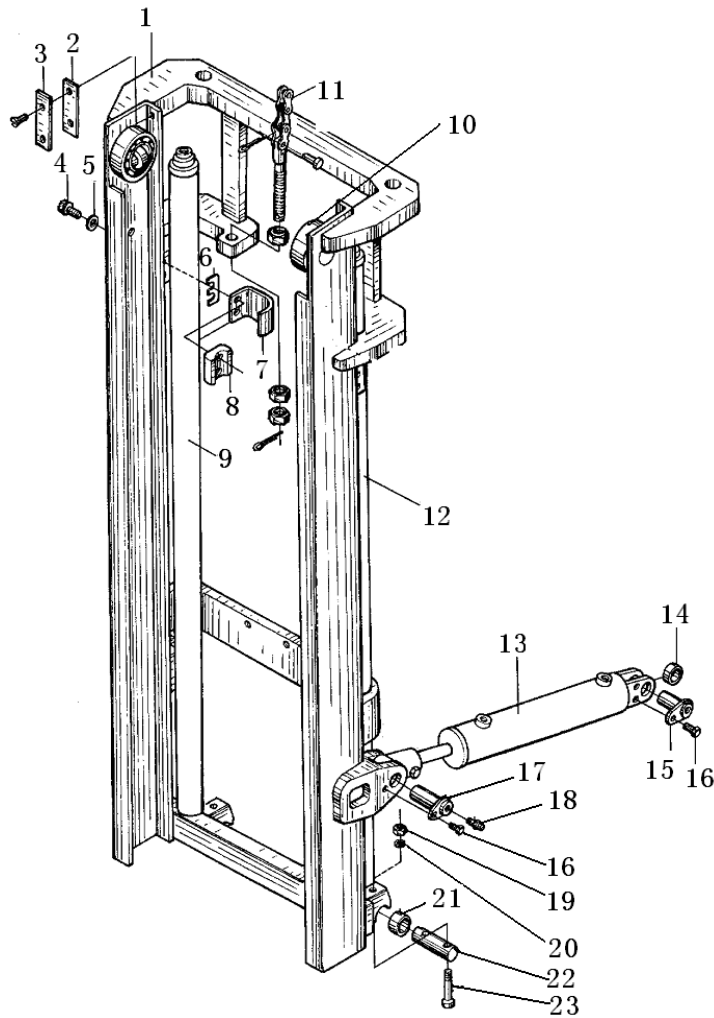
序号 Item	名称 Description	适用车型 Serial No.	页码 Page
	选配表 5 <Optional Parts List 5 >	二级门架 SIMPLEX MAST	7-20
图 7-9A Fig.7-9A	第四联油路 The fourth piping	二级门架 SIMPLEX MAST	7-21
	选配表 5A <Optional Parts List 5A >	二级门架 SIMPLEX MAST	7-23
图 7-10 Fig.7-10	起升组件 I Lifting part I	三级门架 TRIPLEX MAST	7-24
	选配表 6 <Optional Parts List 6 >	三级门架 TRIPLEX MAST	7-26
图 7-11 Fig.7-11	起升组件 II Lifting part II	三级门架 TRIPLEX MAST	7-27
	选配表 7 <Optional Parts List 7 >	三级门架 TRIPLEX MAST	7-29
图 7-12 Fig.7-12	货叉架总成 Fork carriage assy	三级门架 TRIPLEX MAST	7-30
图 7-13 Fig.7-13	链条总成 Chain assy	三级门架 TRIPLEX MAST	7-31
	选配表 7-A <Optional Parts List 7-A >	三级门架 TRIPLEX MAST	7-32
图 7-14 Fig.7-14	链条总成 Chain assy	三级门架 TRIPLEX MAST	7-33
	选配表 7-B <Optional Parts List 7-B >	三级门架 TRIPLEX MAST	7-34
图 7-15 Fig.7-15	起升油路 Lifting circuit	三级门架 TRIPLEX MAST	7-35
	选配表 8 <Optional Parts List 8 >	三级门架 TRIPLEX MAST	7-38
图 7-16 Fig.7-16	左/右升降油缸 L.H./R.H. Lifting cylinder	三级门架 TRIPLEX MAST	7-39

序号 Item	名称 Description	适用车型 Serial No.	页码 Page
	选配表 9 <Optional Parts List 9>	三级门架 TRIPLEX MAST	7-41
图 7-17 Fig.7-17	侧移油缸 Side-shifter cylinder	二级门架 / 二级全自由门架 / 三级门架 SIMPLEX MAST / DUPLEX MAST / TRIPLEX MAST	7-42
图 7-18 Fig.7-18	前升降油缸 Front lifting cylinder	三级门架 TRIPLEX MAST	7-43
	选配表 10 <Optional Parts List 10>	三级门架 TRIPLEX MAST	7-44
图 7-19 Fig.7-19	侧移油路 Side-shifter circuit	三级门架 TRIPLEX MAST	7-45
	选配表 11 <Optional Parts List 11 >	三级门架 TRIPLEX MAST	7-49
图 7-20 Fig.7-20	第四联油路 The fourth oil circuit	三级门架 TRIPLEX MAST	7-50
	选配表 11-A <Optional Parts List 11-A >	三级门架 TRIPLEX MAST	7-52
图. 7-21 Fig.7-21	起升组件 I Lifting part I	二级全自由门架 DUPLEX MAST	7-53
	选配表 12 <Optional Parts List 12 >	二级全自由门架 DUPLEX MAST	7-55
图. 7-22 Fig.7-22	起升组件 II Lifting part II	二级全自由门架 DUPLEX MAST	7-56
	选配表 13 <Optional Parts List 13 >	二级全自由门架 DUPLEX MAST	7-58
图 7-23 Fig.7-23	链条总成 Chain assy	二级全自由门架 DUPLEX MAST	7-59
	选配表 13-A <Optional Parts List 13-A >	二级全自由门架 DUPLEX MAST	7-60
图 7-24 Fig.7-24	货叉架总成 Fork carriage assy	二级全自由门架 DUPLEX MAST	7-61

序号 Item	名称 Description	适用车型 Serial No.	页码 Page
图 7-25 Fig.7-25	左/右升降油缸 L.H./R.H. Lifting cylinder	二级全自由门架 DUPLEX MAST	7-62
	选配表 14 <Optional Parts List 14 >	二级全自由门架 DUPLEX MAST	7-64
图 7-26 Fig.7-26	前升降油缸 Front lifting cylinder	二级全自由门架 DUPLEX MAST	7-65
	选配表 15 <Optional Parts List 15 >	二级全自由门架 DUPLEX MAST	7-67
图 7-27 Fig.7-27	起升油路 Lifting circuit	二级全自由门架 DUPLEX MAST	7-68
	选配表 16 <Optional Parts List 16 >	二级全自由门架 DUPLEX MAST	7-69
图 7-28 Fig.7-28	侧移油路 Side-shifter circuit	二级全自由门架 DUPLEX MAST	7-70
	选配表 17 <Optional Parts List 17 >	二级全自由门架 DUPLEX MAST	7-74
图 7-29 Fig.7-29	第四联油路 The fourth oil circuit	二级全自由门架 DUPLEX MAST	7-75
	选配表 18 <Optional Parts List 18 >	二级全自由门架 DUPLEX MAST	7-77

图 7-1 起升组件 I
Fig.7-1 Lifting part I

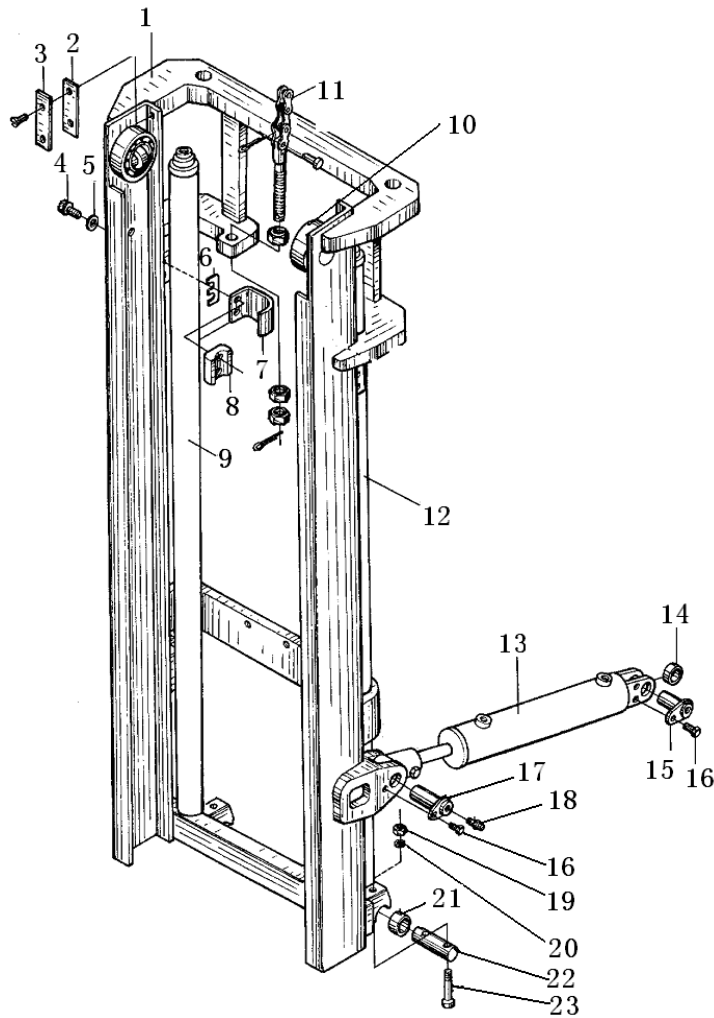
二级门架
SIMPLEX MAST



序号 Item	代号 Part No.	名称 Description	数量 Qty	备注或适用车型 Remarks Or Serial No.
1	见选配表 1 See <Optional Parts List 1>	外门架 Outside mast	1	
2	N30M300-000015-000	调整垫片 Adjust shim	2	
3	N30M300-000014-000	导轨衬垫 Gasket	2	
4	S16M300-003000-000	螺栓 M8×1.25×30 Bolt M8×1.25×30	4	
5	G0097P1-000008-00	垫圈 8 Washer 8	4	
6	S16M300-000007-000	调整垫片 Adjust shim	6	
7	S16M300-000005-000	弯板 Plate	2	
8	S16M300-000006-000	支架 Bracket	2	
9	见选配表 1 See <Optional Parts List 1>	右升降油缸 R.H. lifting cylinder	1	见图 7-6 See Fig.7-6
10	RC15M300-001000-G00	复合滚轮组 Roller	2	
11	见选配表 1 See <Optional Parts List 1>	链条总成 Chain assy	1	见图 7-3 See Fig.7-3
12	见选配表 1 See <Optional Parts List 1>	左升降油缸 L.H. lifting cylinder	1	见图 7-6 See Fig.7-6
13	见选配表 1 See <Optional Parts List 1>	倾斜油缸 Tilting cylinder	1	见图 7-7 See Fig.7-7
14	GE30ES-2RS-G00	向心关节轴承 Bearing	2	
15	S16M300-002000-000	销轴 Pin shaft	2	

图 7-1 起升组件 I
Fig.7-1 Lifting part I

二级门架
SIMPLEX MAST



序号 Item	代号 Part No.	名称 Description	数量 Qty	备注或适用车型 Remarks Or Serial No.
16	N30M300-004000-000	螺栓 M10×1.25×20 Bolt M10×1.25×20	4	
17	SH16M300-001000-000	销轴 Pin shaft	2	
18	G001152-010001-00	油杯 M10×1 Oil cup M10×1	4	
19	G006170-000008-00	螺母 M8 Nut M8	4	
20	G000093-000008-00	垫圈 8 Washer 8	4	
21	HLB-3-3030-G00	无油轴承 Bearing	2	
22	S16M300-000003-000	销轴 Pin shaft	2	
23	G000070-008070-00	螺钉 M8×70 Screw M8×70	4	

选配表 1 <Optional Parts List 1 >

序号 Item	1	9	11	12	13
起升高度 Lift Height	代号 Part No.	代号 Part No.	代号 Part No.	代号 Part No.	代号 Part No.
2.5 m	SH16M250-100000-000	S16M250-400000-000	S16M250-030000-000	S16M250-500000-000	SH16M300-600000-000
2.7 m	SH16M270-100000-000	S16M270-400000-000	S16M270-030000-000	S16M270-500000-000	
3.0 m	SH16M300-100000-000	S16M300-400000-000	S16M300-030000-000	S16M300-500000-000	
3.3 m	SH16M330-100000-000	S16M330-400000-000	S16M330-030000-000	S16M330-500000-000	
3.5 m	SH16M350-100000-000	S16M350-400000-000	S16M350-030000-000	S16M350-500000-000	
3.6 m	SH16M360-100000-000	S16M360-400000-000	S16M360-030000-000	S16M360-500000-000	
4.0 m	SH16M400-100000-000	S16M400-400000-000	S16M400-030000-000	S16M400-500000-000	SH16M450-600000-000
4.3 m	SH16M430-100000-000	S16M430-400000-000	S16M430-030000-000	S16M430-500000-000	
4.5 m	SH16M450-100000-000	S16M450-400000-000	S16M450-030000-000	S16M450-500000-000	

图 7-2 起升组件 II
Fig.7-2 Lifting part II

二级门架
SIMPLEX MAST

序号 Item	代号 Part No.	名称 Description	数量 Qty	备注或适用车型 Remarks Or Serial No.
1	N15M300-020000-002	挡货架 Load bracket	1	
2	SH16M300-300000-000	货叉架总成 Fork carriage assy	1	见图 7-4 See Fig.7-4
2	SH16B300-300000-000	侧移架总成 Side shifter assy	1	见图 7-5 See Fig.7-5
3	N15M300-010000-001	货叉总成 Fork assembly	2	
4	RC15M300-001000-G00	复合滚轮组 Roller	2	
5	N30M300-006000-000	螺栓 M14×1.5×30 Bolt M14×1.5×30	8	
6	S16M300-000001-000	螺栓 M12×1.25×40 Bolt M12×1.25×40	2	
7	G000093-000012-00	垫圈 12 Washer 12	2	
8	G0097P1-000012-00	垫圈 12 Washer 12	2	
9	G0894P1-000040-00	挡圈 40 Snap ring 40	2	
10	780708F1-G00	链轮 Chain wheel	2	
11	见选配表 2 See <Optional Parts List 2>	内门架 Inside mast	1	
12	G000093-000012-00	垫圈 12 Washer 12	1	
13	G005783-012025-00	螺栓 M12×25 Bolt M12×25	1	

选配表 2 <Optional Parts List 2 >

序号 Item	11
起升高度 Lift Height	代号 Part No.
2.5 m	SH16M250-200000-000
2.7 m	SH6M270-200000-000
3.0 m	SH6M300-200000-000
3.3 m	SH16M330-200000-000
3.5 m	SH16M350-200000-000
3.6 m	SH16M360-200000-000
4.0 m	SH16M400-200000-000
4.3 m	SH16M430-200000-000
4.5 m	SH16M450-200000-000

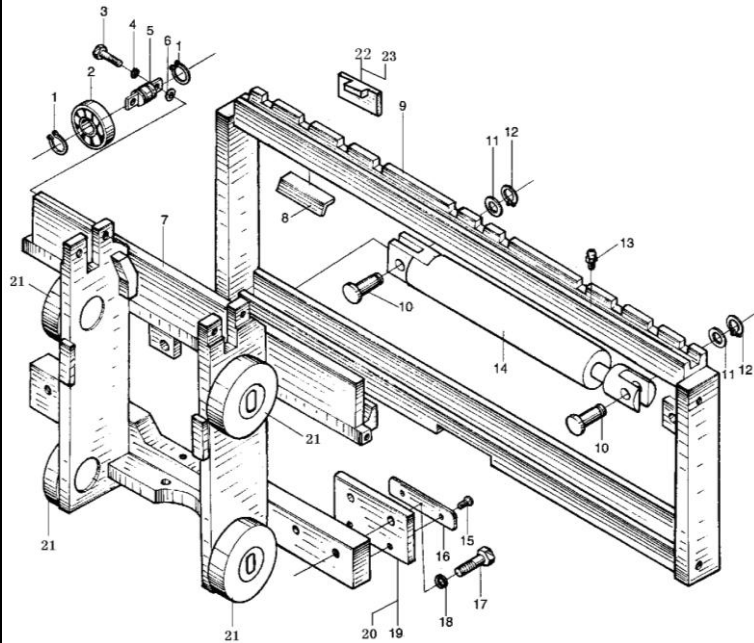
选配表 2-A <Optional Parts List 2-A >

序号 Item	A
起升高度 Lift Height	代号 Part No.
2.5 m	LH-1223085-100
2.7 m	LH-1223091-100
3.0 m	LH-1223097-100
3.3 m	LH-1223107-100
3.5 m	LH-1223111-100
3.6 m	LH-1223115-100
4.0 m	LH-1223131-100
4.3 m	LH-1223149-100
4.5 m	LH-1223161-100

图 7-5 侧移架总成

Fig.7-5 Side-shifter carriager assy

二级门架 / 二级全自由门架 / 三级门架
SIMPLEX MAST / DUPLEX MAST / TRIPLEX MAST

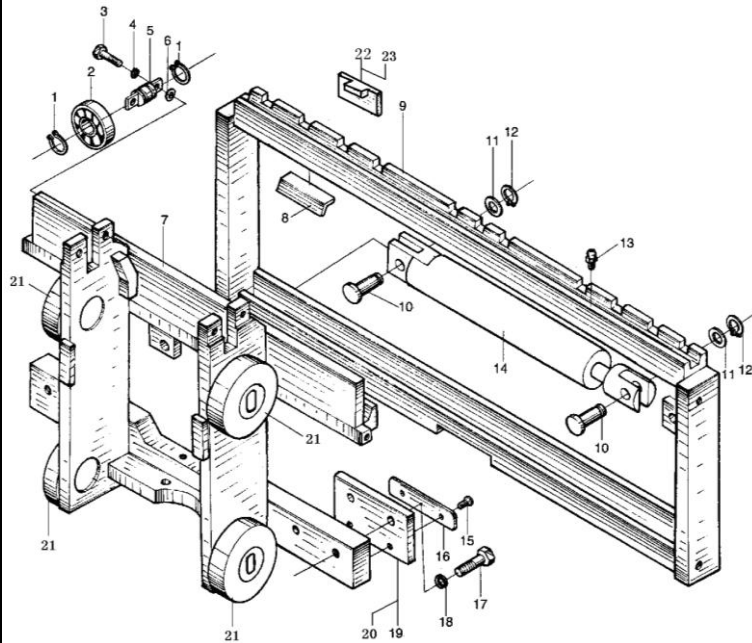


序号 Item	代号 Part No.	名称 Description	数量 Qty	备注或适用车型 Remarks Or Serial No.
1	G0894P1-000025-00	挡圈 25 Snap ring	4	
2	80605K-G00	侧向滚轮 25x70x17 Side roller 25x70x17	2	
3	G005782-012040-00	螺栓 M12x40 Bolt M12x40	4	
4	G000093-000012-00	垫圈 12 Washer 12	4	
5	1.5M3H-300001	侧滚轮轴 Side roller shaft	2	
6	3U3A-100002	调整垫片 Adjusting shim	2	
7	SH16B300-301000-000	叉架体 Fork carriage	1	二级门架 SIMPLEX MAST
7	SH16C300-301000-000	叉架体 Fork carriage	1	二级全自由门架 DUPLEX MAST
7	SH16V450-301000-000	叉架体 Fork carriage	1	三级门架 TRIPLEX MAST
8	S16V450-300001-000	塞铁 Plug	3	
9	S16V450-302000-000	侧移货叉架 Side shift carriage	1	
10	S16V450-300005-000	轴 Shaft	2	
11	G0097P1-000016-00	垫圈 16 Washer 16	2	
12	G0894P1-000016-00	挡圈 16 Snap ring 16	2	
13	G001152-006000-00	油杯 M6 Oil cup M6	5	

图 7-5 侧移架总成

Fig.7-5 Side-shifter carriager assy

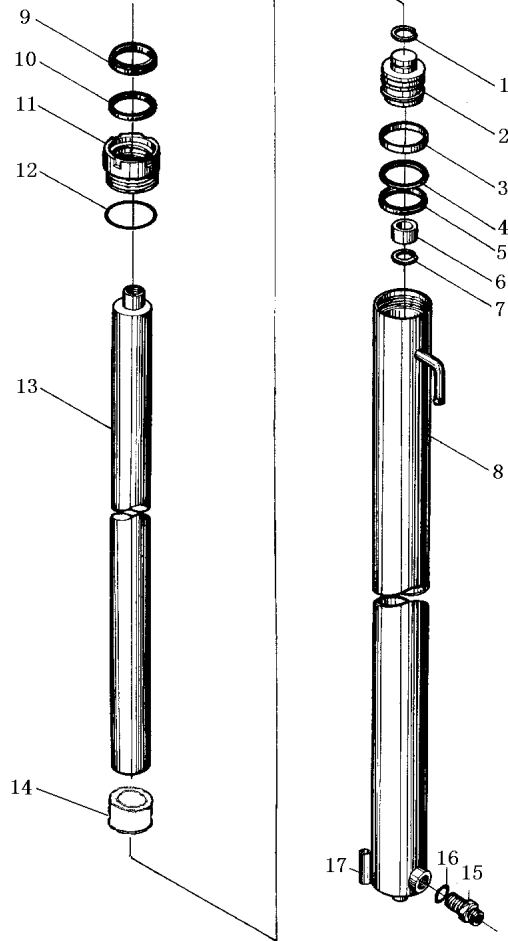
二级门架 / 二级全自由门架 / 三级门架
SIMPLEX MAST / DUPLEX MAST / TRIPLEX MAST



序号 Item	代号 Part No.	名称 Description	数量 Qty	备注或适用车型 Remarks Or Serial No.
14	S16V450-303000-000	侧移油缸 Side shift cylinder	1	见图7-17 See Fig.7-17
15	G000068-008016-00	螺钉 M8×16 Screw M8×16	4	
16	S16V450-300002-000	下滑块 Block, Down	2	
17	G005786-016050-01	螺栓 M16×1.5×50 Bolt M16×1.5×50	4	
18	G000093-000016-00	垫圈 16 Washer 16	4	
19	S16V450-300006-000	挂钩板 Plate	2	
20	S16V450-300008-000	调整垫 Ajusting shim	2	
21	RC15M300-001000-G00	复合滚轮 Roller	4	
22	1.4QS1-000006	挡块 Block		
23	S16V450-300009-000	调整垫 Ajusting shim	3	

图 7-6 左/右升降油缸
Fig.7-6 L.H./R.H. Lifting cylinder

二级门架
SIMPLEX MAST



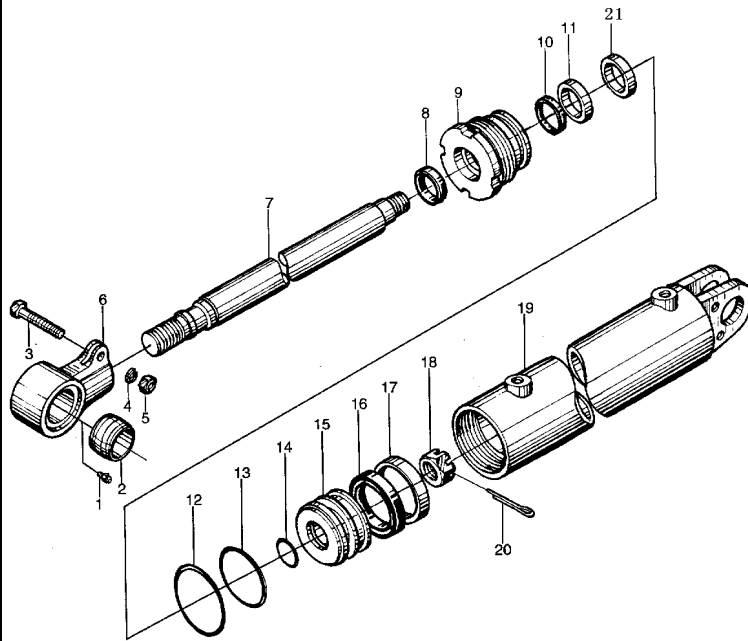
序号 Item	代号 Part No.	名称 Description	数量 Qty	备注或适用车型 Remarks Or Serial No.
A1	见选配表 3 See<Optional Parts List 3>	右升降油缸 R.H. lifting cylinder	1	
A2	见选配表 3 See<Optional Parts List 3>	左升降油缸 L.H.lifting cylinder	1	
1	G0895P1-000021-00	挡圈 21 Snap ring 21	1	
2	N15M300-400002-W00	活塞 Piston	1	
3	N15M300-400003-W00	支承圈 Support ring	1	
4	N15M300-400004-W00	保护圈 Ring	1	
5	B7045CP5008-G00	B7 密封圈 d45 B7-seal ring d45	1	
6	N15M300-400005-W00	阀套 Sleever	1	
7	G0895P1-000025-00	挡圈 25 Snap ring 25	1	
8	见选配表 3 See<Optional Parts List 3>	右缸体 R.H. cylinder body	1	
8	见选配表 3 See<Optional Parts List 3>	左缸体 L.H. cylinder body		
9	AF035AZ5071-G00	AF 防尘圈 d35 Dustproof ring d35	1	
10	B3035BP5008-G00	B3 密封圈 d35 B3-seal ring d35	1	
11	N15M300-402000-W00	导向套 Guider	1	
12	2-133N674-G00	O 形密封圈 45.69x2.62 O-ring 45.69x2.62	1	

选配表 3 <Optional Parts List 3 >

序号 Item	A1 (R.H.)	A2 (L.H.)	8 (R.H.)	8 (L.H.)	13	14
起升高度 Lift Height	代号 Part No.	代号 Part No.	代号 Part No.	代号 Part No.	代号 Part No.	代号 Part No.
2.5 m	S16M250-400000-000	S16M250-500000-000	S16M250-401000-W00	S16M250-501000-W00	S16M250-400006-W00	Without part 14
2.7 m	S16M270-400000-000	S16M270-500000-000	S16M270-401000-W00	S16M270-501000-W00	S16M270-400006-W00	Without part 14
3.0 m	S16M300-400000-000	S16M300-500000-000	S16M300-401000-W00	S16M300-501000-W00	N15M300-400001-W00	Without part 14
3.3 m	S16M330-400000-000	S16M330-500000-000	S16M330-401000-W00	S16M330-501000-W00	S16M330-400006-W00	Without part 14
3.5 m	S16M350-400000-000	S16M350-500000-000	S16M350-401000-W00	S16M350-501000-W00	S16M350-400006-W00	Without part 14
3.6 m	S16M360-400000-000	S16M360-500000-000	S16M360-401000-W00	S16M360-501000-W00	S16M360-400006-W00	Without part 14
4.0 m	S16M400-400000-000	S16M400-500000-000	S16M400-401000-W00	S16M400-501000-W00	S16M400-400006-W00	S16M400-400002-W00
4.3 m	S16M430-400000-000	S16M430-500000-000	S16M430-401000-W00	S16M430-501000-W00	S16M430-400006-W00	S16M430-400002-W00
4.5 m	S16M450-400000-000	S16M450-500000-000	S16M450-401000-W00	S16M450-501000-W00	S16M450-400006-W00	S16M450-400002-W00

图 7-7 倾斜油缸
Fig.7-7 Tilting cylinder

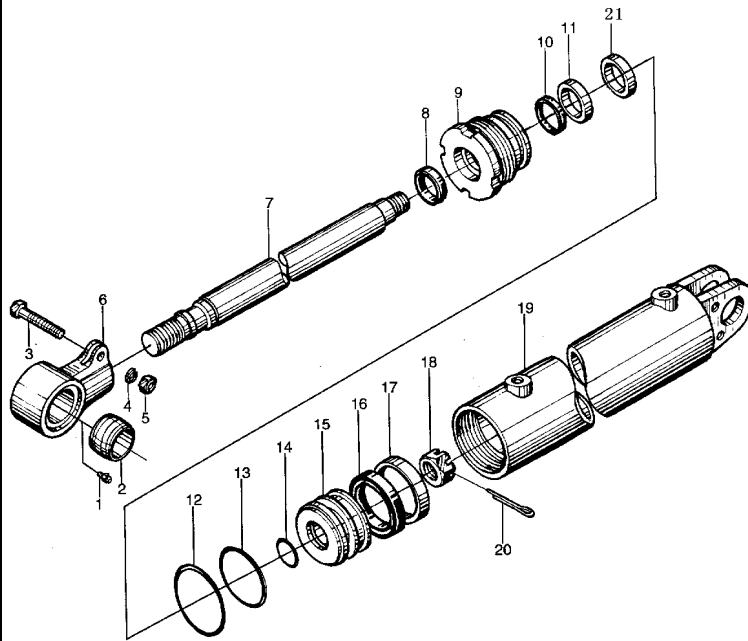
二级门架 / 二级全自由门架 / 三级门架
SIMPLEX MAST / DUPLEX MAST / TRIPLEX MAST



序号 Item	代号 Part No.	名称 Description	数量 Qty	备注或适用车型 Remarks Or Serial No.
A1	SH16M300-600000-000	倾斜油缸 Tilting cylinder	1	H<4.0 m
A2	SH16N450-600000-000	倾斜油缸 Tilting cylinder	1	H≥4.0 m
1	G001152-006000-00	油杯 M6 Oil cup M6	1	
2	N15M300-600002-000	球面轴承 Bearing		
3	G005785-014050-01	螺栓 M14×1.5×50 Bolt M14×1.5×50	1	
4	G000093-000014-00	垫圈 14 Washer 14	1	
5	G006171-000014-02	螺母 M14×1.5 Nut M14×1.5	1	
6	N15M300-600001-000	耳环 Ring		
7	SH16M300-600003-W00	活塞杆 Piston rod	1	H<4.0 m
7	SH16N450-600003-W00	活塞杆 Piston rod	1	H≥4.0 m
8	CK-025-G00	防尘圈 d25 Dust proof d25	1	
9	S16M300-602000-W01	导向套 Guide bush	1	
10	RU3000250-Z20-G00	U形密封圈 d25 U-seal ring d25	1	
11	RS1300250-T46-G00	斯特封 d25 Seal-ring d25	1	
12	G001235-007003P1-00	O形密封圈 70×3.1 O-Ring 70×3.1	1	

图 7-7 倾斜油缸
Fig.7-7 Tilting cylinder

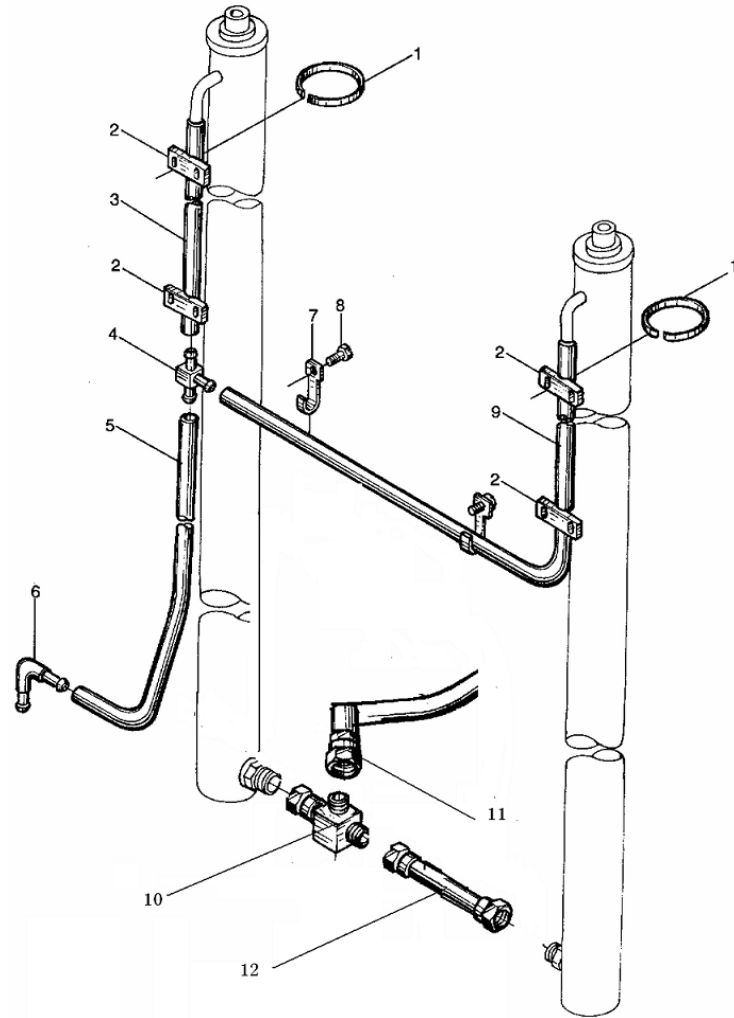
二级门架 / 二级全自由门架 / 三级门架
SIMPLEX MAST / DUPLEX MAST / TRIPLEX MAST



序号 Item	代号 Part No.	名称 Description	数量 Qty	备注或适用车型 Remarks Or Serial No.
13	G001235-006305P7-00	O 形密封圈 63x5.7 O-Ring 63x5.7	1	
14	G001235-003003P1-00	O 形密封圈 30x3.1 O-Ring 30x3.1	1	
15	S16M300-600007-W00	活塞 Piston	1	
16	OK006300701-G00	OK 密封圈 d63 OK-seal ring d63	1	
17	FR5805Q5029-G00	导向环 58x63x9.7 Guide ring 58x63x9.7	1	
18	G009459-000020-01	螺母 M20x1.5 Nut M20x1.5	1	
19	SH16M300-601000-W00	缸体 Cylinder body	1	
20	G000091-001040-00	销 4x40 Pin 4x40	1	
21	SH16N450-600002-W00	隔套 Bush	1	H≥4.0m
K	SH16M300-600-000-KIT	倾斜油缸修理包 Tilting cylinder seal kit	1	INC:8,10,12-14,16
K	SH16N450-600-000-KIT	倾斜油缸修理包 Tilting cylinder seal kit	1	INC:8,10,12-14,16

图 7-8 起升油路
Fig.7-8 Lifting circuit

二级门架
SIMPLEX MAST



序号 Item	代号 Part No.	名称 Description	数量 Qty	备注或适用车型 Remarks Or Serial No.
1	GT-3001-G00	通用尼龙扎带 Clamp-band	4	
2	N30M300-700002-000	镶边 Band	4	
3	见选配表 4 See <Optional Parts List 4>	回油管 $\Phi 14.5 \times \Phi 9.5$ Return oil pipe	1	
4	N30M300-700005-000	三通接头 Tee connector	1	
5	S16M300-700004-000	回油管 $\Phi 14.5 \times \Phi 9.5$ Return oil pipe	1	
6	N15M300-700010-000	接头 Connector	1	
7	S16M300-700003-000	管夹 Clip	2	
8	N30M300-003000-000	螺栓 M8×1.25×16 Bolt M8×1.25×16	4	
9	见选配表 4 See <Optional Parts List 4>	回油管 $\Phi 14.5 \times \Phi 9.5$ Return oil pipe	1	
10	SH16M300-703000-000	三通接头 Tee connector	1	
11	SH16M300-704000-000	胶管总成 Rubber pipe assy	2	
12	SH16M300-700001-000	胶管总成 Rubber pipe assy	2	

选配表 4 <Optional Parts List 4 >

序号 Item	3	9
起升高度 Lift Height	代号 Part No.	代号 Part No.
2.5 m	S16M250-700001-000	S16M250-700002-000
2.7 m	S16M270-700001-000	S16M270-700002-000
3.0 m	S16M300-700001-000	S16M300-700002-000
3.3 m	S16M330-700001-000	S16M330-700002-000
3.5 m	S16M350-700001-000	S16M350-700002-000
3.6 m	S16M360-700001-000	S16M360-700002-000
4.0 m	S16M400-700001-000	S16M400-700002-000
4.3 m	S16M430-700001-000	S16M430-700002-000
4.5 m	S16M450-700001-000	S16M450-700002-000

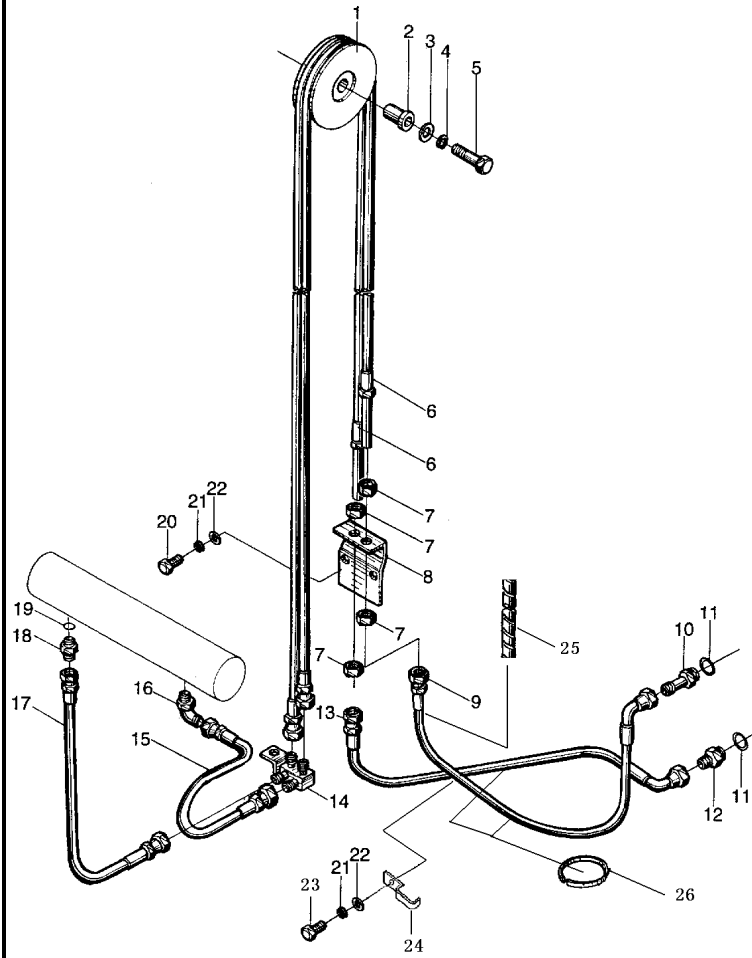
图 7-9 侧移油路
Fig.7-9 Side-shifter circuit

二级门架
SIMPLEX MAST

序号 Item	代号 Part No.	名称 Description	数量 Qty	备注或适用车型 Remarks Or Serial No.
A	见选配表 5 See <Optional Parts List 5>	侧移油路 Side-shifter circuit	1	
1	S16B300-900008-000	滑轮 Pulley wheel	1	
2	S16B300-900007-000	轴套 Shaft sleeve	1	
3	G0097P1-000014-00	垫圈 14 Washer 14	1	
4	G000093-000014-00	垫圈 14 Washer 14	1	
5	G005785-014060-00	螺栓 M14×60 Bolt M14×60	1	
6	见选配表 5 See <Optional Parts List 5>	胶管总成 Oil pipe assy	1	
7	1.4QN5-800001	螺母 Nut	4	
8	S16B300-900005-000	支板 Plate	1	
9	S16B300-900004-001	胶管总成 Oil pipe assy	1	
10	S16B300-900003-000	直通接头 Connector	1	
11	G001235-002202P4-00	O 形密封圈 22×2.4 O-Ring 22×2.4	2	
12	S16B300-900002-000	直通接头 Connector	1	
13	S16B300-900001-000	胶管总成 Oil pipe	1	
14	S16B300-901000-000	接头支座 Connector seat	1	

图 7-9 侧移油路
Fig.7-9 Side-shifter circuit

二级门架
SIMPLEX MAST



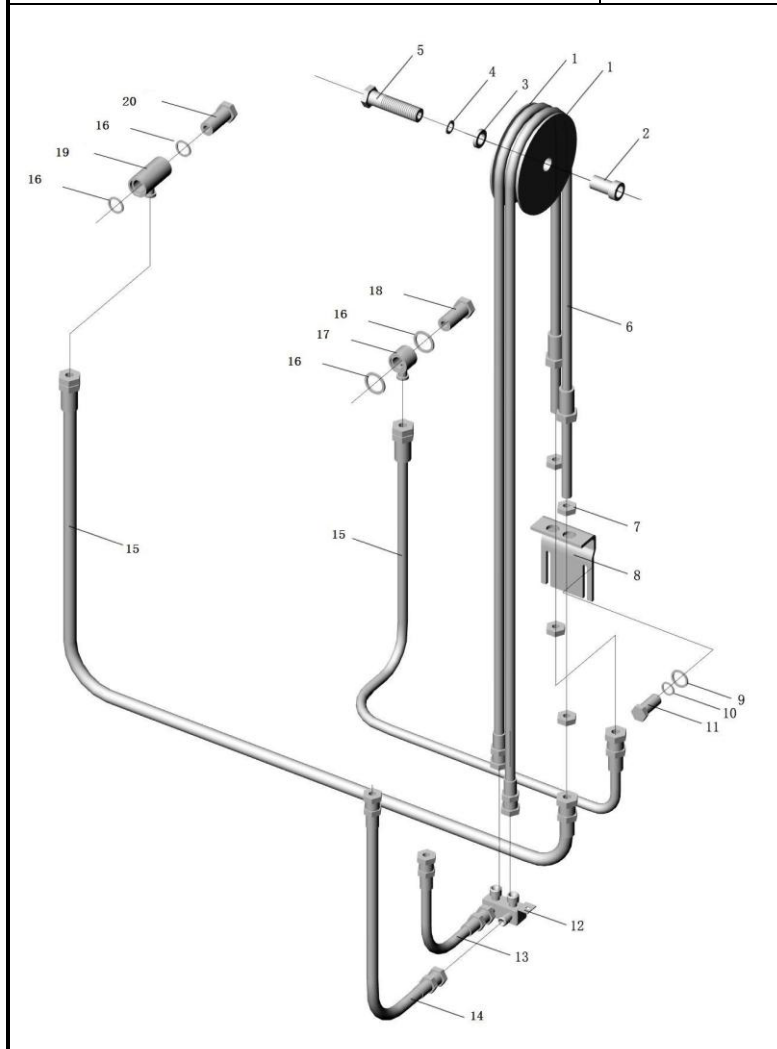
序号 Item	代号 Part No.	名称 Description	数量 Qty	备注或适用车型 Remarks Or Serial No.
15	S16B300-900010-000	胶管总成 Oil pipe assy	1	
16	N163-620800-000	90度管接头 Pipe connector	1	
17	S16B300-900009-000	胶管总成 Oil pipe assy	1	
18	S16B300-900011-000	直通接头 Connector	1	
19	JISB2401-P11-G00	O形密封圈 P11 O-Ring P11	1	
20	G005783-008030-00	螺栓 M8×30 Bolt M8×30	2	
21	G000093-000008-00	垫圈 8 Washer 8	3	
22	G0097P1-000008-00	垫圈 8 Washer 8	3	
23	G005783-008016-00	螺栓 M8×16 Bolt M8×16	1	
24	S16B300-900012-001	管夹 Clip	1	
25	N163-630001-W00	护套(Φ17×1) Nylon sleeve (Φ17×1)	1	
26	PKD-180-G00	捆线带 Clamp-band	2	

选配表 5 <Optional Parts List 5 >

序号 Item	A	6
起升高度 Lift Height	代号 Part No.	代号 Part No.
2.5 m	SH16B250-900000-000	S16B250-900006-000
2.7 m	SH16B270-900000-000	S16B270-900006-000
3.0 m	SH16B300-900000-000	S16B300-900006-000
3.3 m	SH16B330-900000-000	S16B330-900006-000
3.5 m	SH16B350-900000-000	S16B350-900006-000
3.6 m	SH16B360-900000-000	S16B360-900006-000
4.0 m	SH16B400-900000-000	S16B400-900006-000
4.3 m	SH16B430-900000-000	S16B430-900006-000
4.5 m	SH16B450-900000-000	S16B450-900006-000

图 7-9A 第四联油路
Fig.7-9A The fourth piping

二级门架
SIMPLEX MAST

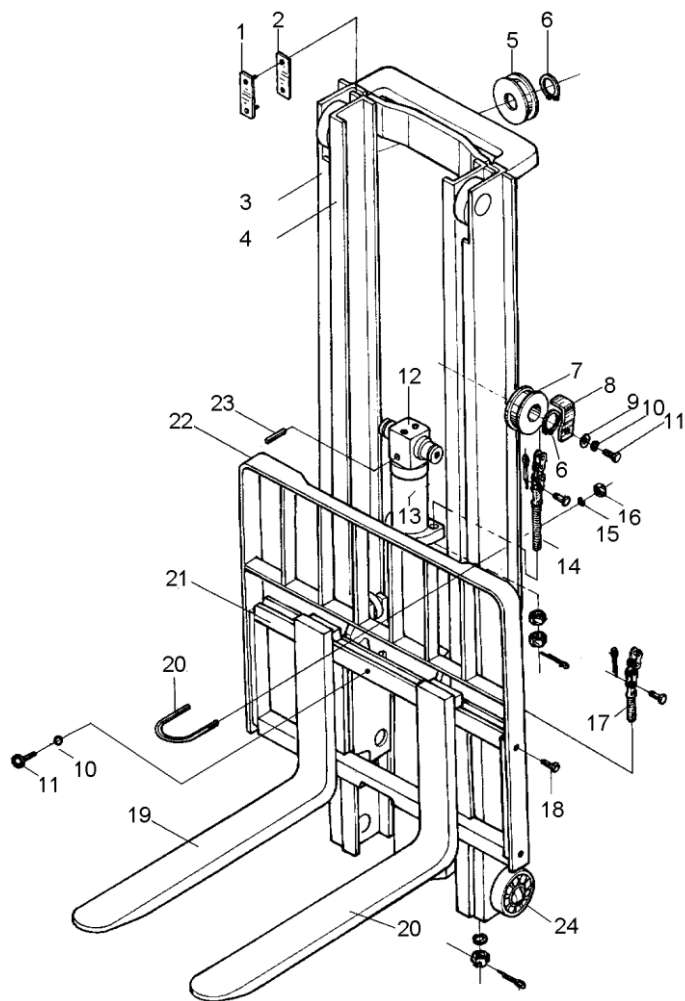
	序号 Item	代号 Part No.	名称 Description	数量 Qty	备注或适用车型 Remarks Or Serial No.
	A	见选配表 5A See<Optional Parts List 5A>	第四联油路 The fourth piping	1	
	1	S16B300-900008-000	滑轮 Pulley wheel	1	
	2	S16B300-900007-000	轴套 Shaft sleeve	1	
	3	G0097P1-000014-00	垫圈 14 Washer 14	1	
	4	G000093-000014-00	垫圈 14 Washer 14	1	
	5	G005782-014060-00	螺栓 M14×60 Bolt M14×60	1	
	6	见选配表 5A See<Optional Parts List 5A>	胶管总成 Oil pipe asy	2	
	7	1.4QN5-800001	螺母 Nut	4	
	8	S16B300-900005-000	支板 Bracket	1	
	9	G0097P1-000008-00	垫圈 8 Washer 8	2	
	10	G000093-000008-00	垫圈 8 Washer 8	2	
	11	G005783-008030-00	螺栓 M8×30 Bolt M8×30	2	
	12	S16B300-901000AL	接头支座 Connection seat	1	
	13	S16B300-900013-000	胶管接头 Oil pipe asy	1	
	14	JS160-660200-00	胶管接头 Oil pipe asy	1	

选配表 5A <Optional Parts List 5A >

序号 Item	A	6
起升高度 Lift Height	代号 Part No.	代号 Part No.
2.5 m	SH16B250-800000-500	S16B250-900006-000
2.7 m	SH16B270-800000-500	S16B270-900006-000
3.0 m	SH16B300-800000-500	S16B300-900006-000
3.3 m	SH16B330-800000-500	S16B330-900006-000
3.5 m	SH16B350-800000-500	S16B350-900006-000
3.6 m	SH16B360-800000-500	S16B360-900006-000
4.0 m	SH16B400-800000-500	S16B400-900006-000
4.3 m	SH16B430-800000-500	S16B430-900006-000
4.5 m	SH16B450-800000-500	S16B450-900006-000

图 7-10 起升组件 I
Fig.7-10 Lifting part I

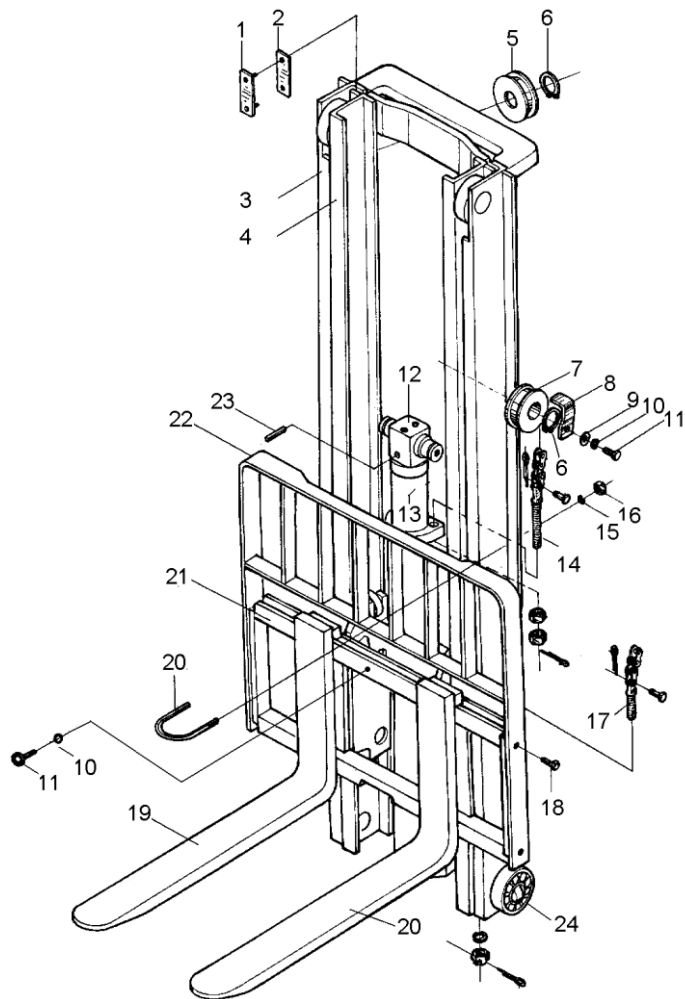
三级门架
TRIPLEX MAST



序号 Item	代号 Part No.	名称 Description	数量 Qty	备注或适用车型 Remarks Or Serial No.
1	N30M300-000015-000	调整垫片 Adjust shim	2	
2	N30M300-000014-000	导轨衬垫 Gasket	2	
3	见选配表 6 See <Optional Parts List 6>	中门架 Middle mast	1	
4	见选配表 6 See <Optional Parts List 6>	内门架 Inner mast	1	
5	780708-G00	链轮 Chain wheel	2	
6	G0894P1-000040-00	挡圈 40 Snap ring 40	2	
7	780708F1-G00	链轮 Chain wheel	2	
8	S16N450-000001-000	链轮护板 Plate	2	<2016.04.15
8	X15N450-002000-000	链轮护板 Plate	2	≥2016.04.15
9	G0097P1-000012-00	垫圈 12 Washer 12	2	
10	G000093-000012-00	垫圈 12 Washer 12	3	
11	G005783-012025-00	螺栓 M12×25 Bolt M12×25	2	
12	S16N450-001000-000	链轮座 Chain seat	1	
13	见选配表 6 See <Optional Parts List 6>	前升降油缸 Front lifting cylinder	1	见图 7-18 See Fig.7-18
14	见选配表 6 See <Optional Parts List 6>	链条总成 Chain assy	2	见图 7-14 See Fig.7-14

图 7-10 起升组件 I
Fig.7-10 Lifting part I

三级门架
TRIPLEX MAST



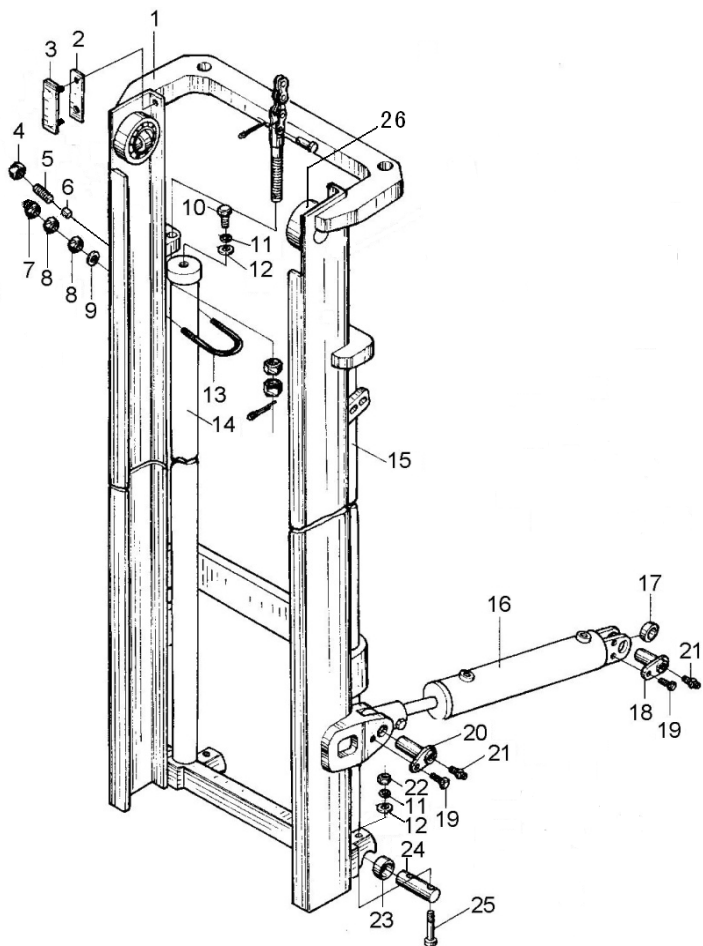
序号 Item	代号 Part No.	名称 Description	数量 Qty	备注或适用车型 Remarks Or Serial No.
15	G000093-000010-00	垫圈 10 Washer 10	2	
16	G006170-000010-00	螺母 M10 Nut M10	2	
17	见选配表 6 See <Optional Parts List 6>	链条总成 Chain assy	2	见图 7-13 See Fig.7-13
18	N30M300-006000-000	螺栓 M14×1.5×30 Bolt M14×1.5×30	4	
19	N15M300-010000-000	货叉总成 Fork assy	2	
20	1.5U3H-000001	短缸固定螺栓 Bolt	1	
21	SH16N450-300000-000	货叉架总成 Fork carriage assy	1	见图 7-12 See Fig.7-12
21	SH16B300-300000-000	侧移架总成 Side-shifter carriager assy	1	见图 7-5 See Fig.7-5
22	N15M300-020000-002	挡货架 Load bracket	1	
23	G000879-010055-00	销 10×55 Pin 10×55	1	
24	RC15M300-001000-G00	复合滚轮组 Complex rolle assy	6	

选配表 6 <Optional Parts List 6 >

序号 Item	3	4	13	14	17
起升高度 Lift Height	代号 Part No.	代号 Part No.	代号 Part No.	代号 Part No.	代号 Part No.
4.0 m	SH16N400-103000-000	SH16N400-102000-000	S16N400-800000-001	S16N400-040000-000	N15M250-030000-000
4.3 m	SH16N430-103000-000	SH16N430-102000-000	S16N430-800000-001	S16N430-040000-000	1.5M3H-002000
4.5 m	SH16N450-103000-000	SH16N450-102000-000	S16N450-800000-001	S16N450-040000-000	S16N450-030000-000
4.8 m	SH16N480-103000-000	SH16N480-102000-000	S16N480-800000-001	R15M200-030000-000	N15M300-030000-000
5.0 m	SH16N500-103000-000	SH16N500-102000-000	S16N500-800000-001	S16N500-040000-000	1.5N4.8H-001000
5.5 m	SH16N550-103000-000	SH16N550-102000-000	S16N550-800000-001	X15N450-040000-000	N15M350-030000-000
6.0 m	SH16N600-103000-000	SH16N600-102000-000	S16N600-800000-001	S16N600-040000-000	S16N600-030000-000
6.5 m	SH16N650-103000-000	SH16N650-102000-000	S16N650-800000-001	1.5M2.5H-002000	1.5M4H-002000

图 7-11 起升组件II
Fig.7-11 Lifting part II

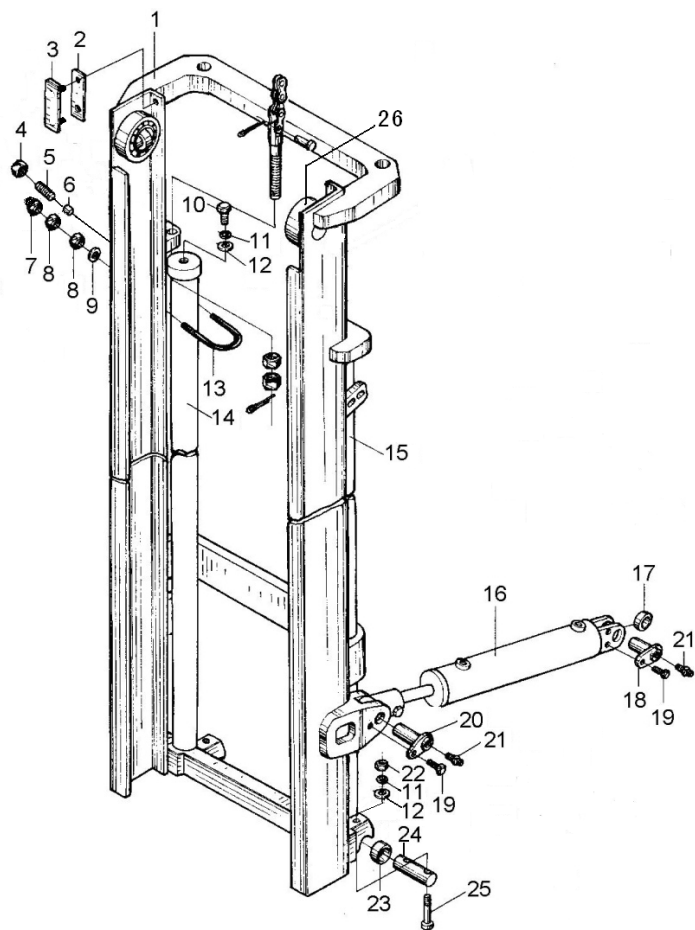
三级门架
TRIPLEX MAST



序号 Item	代号 Part No.	名称 Description	数量 Qty	备注或适用车型 Remarks Or Serial No.
1	见选配表 7 See<Optional Parts List 7>	外门架 Outside mast	1	
2	N30M300-000015-000	调整垫片 Adjust shim	2	
3	N30M300-000014-000	导轨衬垫 Gasket	2	
4	G006170-000020-00	螺母 M20 Nut M20	2	
5	N30N450-000005-000	螺钉 M20×53 Screw M20×53	2	
6	N30M300-000009-000	塞子 Plug	2	
7	G000923-000008-00	螺母 M8 Nut M8	4	
8	G006170-000008-00	螺母 M8 Nut M8	8	
9	G0097P1-000008-00	垫圈 8 Washer 8	4	
10	S16M300-000001-000	螺栓 M12×1.25×40 Bolt M12×1.25×40	2	
11	G000093-000012-00	垫圈 12 Washer 12	4	
12	G0097P1-000012-00	垫圈 12 Washer 12	4	
13	N15N450-000005-000	U 形螺栓 Bolt	2	
14	见选配表 7 See<Optional Parts List 7>	右升降油缸 R.H. lifting cylinder	1	见图 7-16 See Fig.7-16
15	见选配表 7 See<Optional Parts List 7>	左升降油缸 L.H. lifting cylinder	1	见图 7-16 See Fig.7-16

图 7-11 起升组件II
Fig.7-11 Lifting part II

三级门架
TRIPLEX MAST



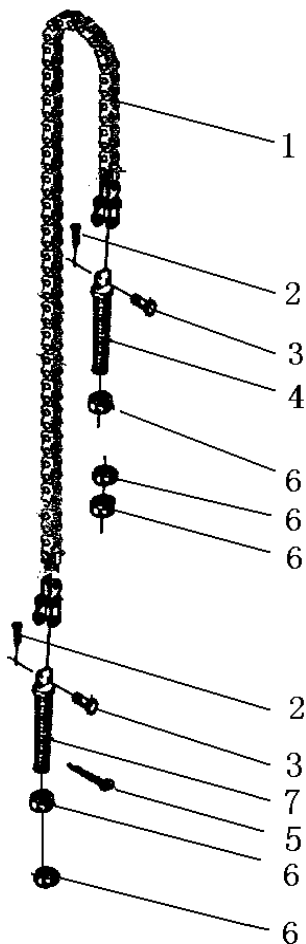
序号 Item	代号 Part No.	名称 Description	数量 Qty	备注或适用车型 Remarks Or Serial No.
16	SH16N450-600000-000	倾斜油缸 Tilt cylinder	2	见图 7-7 See Fig.7-7
17	GE30ES-2RS-G00	向心关节轴承 Bearing	2	
18	S16M300-002000-000	销轴 Pin shaft	2	
19	N30M300-004000-000	螺栓 M10×1.25×20 Bolt M10×1.25×20	4	
20	S16N450-002000-000	销轴 Pin shaft	2	
21	G001152-010001-00	油杯 M10×1 Oil cup M10×1	4	
22	G006170-000012-00	螺母 M12 Nut M12	2	
23	HLB-3-3030-G00	无油轴承 Bearing	2	
24	S16M300-000003-000	销轴 Pin shaft	2	
25	G000070-012075-01	螺钉 M12×75 Screw M12×75	2	
26	RC15M300-001000-G00	复合滚轮组 Complex rolle assy	2	

选配表 7 <Optional Parts List 7 >

序号 Item	1	14	15
起升高度 Lift Height	代号 Part No.	代号 Part No.	代号 Part No.
4.0 m	SH16N400-101000-000	S16N400-400000-000	S16N400-500000-000
4.3 m	SH16N430-101000-000	S16N430-400000-000	S16N430-500000-000
4.5 m	SH16N450-101000-000	S16N450-400000-000	S16N450-500000-000
4.8 m	SH16N480-101000-000	S16N480-400000-000	S16N480-500000-000
5.0 m	SH16N500-101000-000	S16N500-400000-000	S16N500-500000-000
5.5 m	SH16N550-101000-000	S16N550-400000-000	S16N550-500000-000
6.0 m	SH16N600-101000-000	S16N600-400000-000	S16N600-500000-000
6.5 m	SH16N650-101000-000	S16N650-400000-000	S16N650-500000-000

图 7-13 链条总成
Fig.7-13 Chain assy

三级门架
TRIPLEX MAST



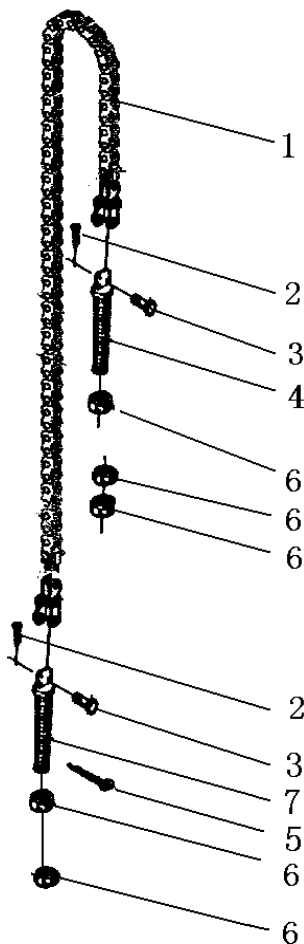
序号 Item	代号 Part No.	名称 Description	数量 Qty	备注或适用车型 Remarks Or Serial No.
A	See OPT. Parts List 7-A	链条总成 Chain assy	1	
1	No Part No.	板式链 Chain	1	
2	G000091-3P2035-00	销 3.2×35 Pin 3.2×35	2	
3	1.5M3H-002002	销轴 Pin shaft	2	
4	N15M300-030001-000	链条接头 1 Chain connection 1	1	
5	G000091-004035-00	销 4×35 Pin 4×35	2	
6	G006171-000016-02	螺母 M16×1.5 Nut M16×1.5	5	
7	1.5M3H-002003-001	链条接头 Chain connection	1	

选配表 7-A <Optional Parts List 7-A >

序号 Item	A
起升高度 Lift Height	代号 Part No.
4.0 m	LH-1223093-100
4.3 m	LH-1223097-100
4.5 m	LH-1223101-100
4.7 m	LH-1223103-100
4.8 m	LH-1223107-100
5.0 m	LH-1223109-100
5.5 m	LH-1223119-100
6.0 m	LH-1223129-100
6.5 m	LH-1223141-100

图 7-14 链条总成
Fig.7-14 Chain assy

三级门架
TRIPLEX MAST



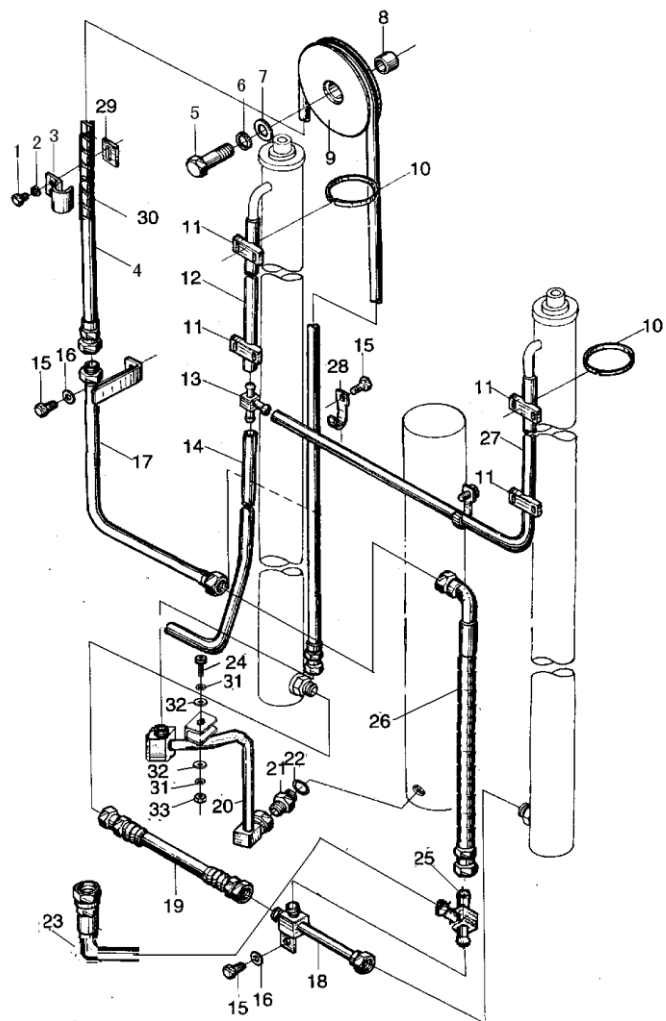
序号 Item	代号 Part No.	名称 Description	数量 Qty	备注或适用车型 Remarks Or Serial No.
A	See OPT. Parts List 7-B	链条总成 Chain assy	1	
1	No Part No.	板式链 Chain	1	
2	G000091-3P2035-00	销 3.2×35 Pin 3.2×35	2	
3	1.5M3H-002002	销轴 Pin shaft	2	
4	N15M300-030001-000	链条接头 1 Chain connection 1	1	
5	G000091-004035-00	销 4×35 Pin 4×35	2	
6	G006171-000016-02	螺母 M16×1.5 Nut M16×1.5	5	
7	1.5M3H-002003-001	链条接头 Chain connection	1	

选配表 7-B <Optional Parts List 7-B >

序号 Item	A
起升高度 Lift Height	代号 Part No.
4.0 m	LH-1223063-100
4.3 m	LH-1223067-100
4.5 m	LH-1223069-100
4.7 m	LH-1223071-100
4.8 m	
5.0 m	LH-1223073-100
5.5 m	LH-1223077-100
6.0 m	LH-1223081-100
6.5 m	LH-1223085-100

图 7-15 起升油路
Fig.7-15 Lifting circuit

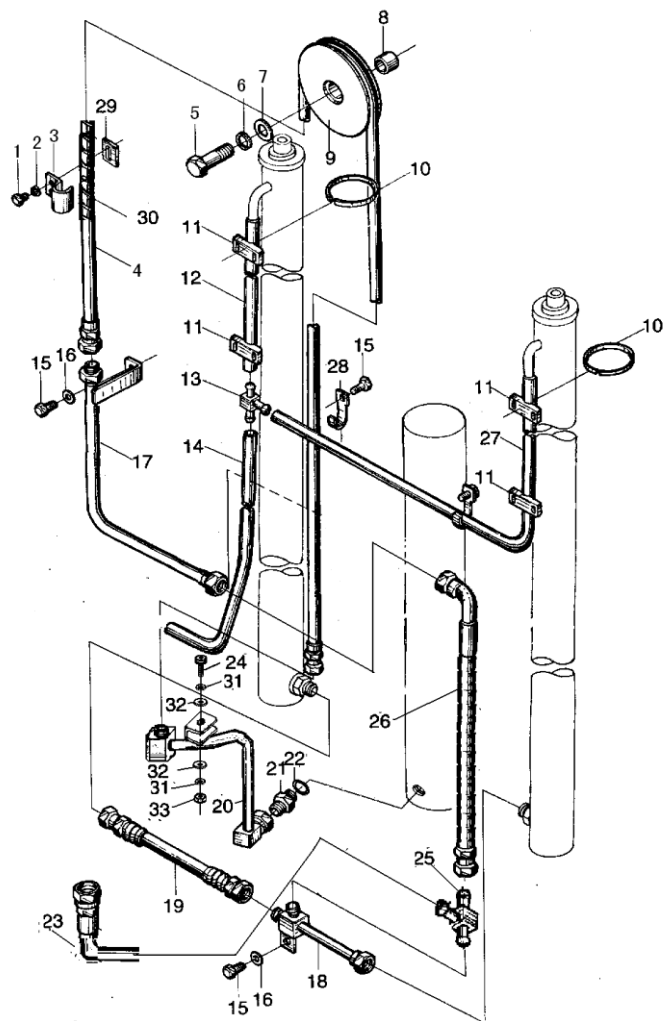
三级门架
TRIPLEX MAST



序号 Item	代号 Part No.	名称 Description	数量 Qty	备注或适用车型 Remarks Or Serial No.
1	G005783-006025-00	螺栓 M6x25 Bolt M6x25	2	
2	G000093-000006-00	垫圈 6 Washer 6	2	
3	1.5N4.5H-200004	管夹 Clip	1	
4	见选配表 8 See<Optional Parts List 8>	胶管接头 Rubber pipe connection	1	
5	G005782-014055-00	螺栓 M14x55 Bolt M14x55	1	
6	G000093-000014-00	垫圈 14 Washer 14	1	
7	G0097P1-000014-00	垫圈 14 Washer 14	1	
8	N15N450-200021-000	轴套 Shaft sleeve	1	
9	1.5N4.5H-200005A	滑轮 Pulley wheel	1	
10	GT-3001-G00	通用尼龙扎带 Clamp-band	4	
11	N30M300-700002-000	镶边 Band	4	
12	见选配表 8 See<Optional Parts List 8>	回油管 $\Phi 14.5/\Phi 9.5$ Return oil pipe	1	
13	N30M300-700005-000	三通接头 Tee Connection	1	
14	S16N450-200001-000	回油管 $\Phi 14.5/\Phi 9.5$ Return oil pipe	1	
15	N30M300-003000-000	螺栓 M8x1.25x16 Bolt M8x1.25x16	4	

图 7-15 起升油路
Fig.7-15 Lifting circuit

三级门架
TRIPLEX MAST



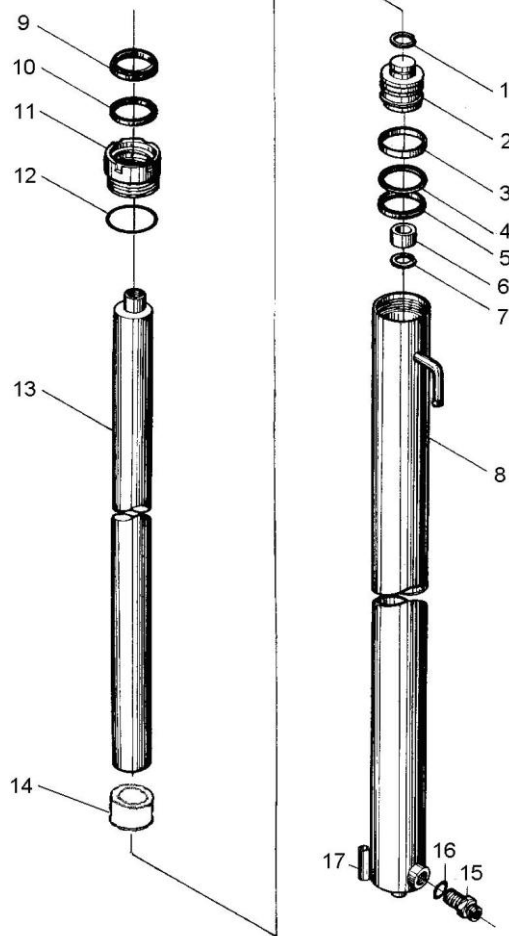
序号 Item	代号 Part No.	名称 Description	数量 Qty	备注或适用车型 Remarks Or Serial No.
16	G0097P1-000008-00	垫圈 8 Washer 8	2	
17	SH16N450-204000-000	钢管 Steel pipe	1	
18	S16N450-205000-001	三通接头 Tee connection	1	
19	S16N450-201000-000	油管 Rubber pipe connection	1	
20	SH16N450-202000-000	硬管接头 Connection	1	
21	SH16N450-200007-000	直通接头 Nipple	1	
22	J000982-000022-00	垫圈 22 Washer 22	1	
23	SH16M300-704000-000	胶管总成 Rubber pipe	1	
24	G000070-010035-00	螺钉 M10×35 Screw M10×35	1	
25	SH16N450-201000-000	三通接头 Tee connection	1	
26	SH16N450-200003-000	胶管接头 Rubber pipe	1	
27	见选配表 8 See <Optional Parts List 8>	回油管 $\Phi 14.5 \times \Phi 9.5$ Return oil pipe	1	
28	S16M300-700003-000	管夹 Clip	2	
29	SH16N450-200009-000	垫块 Block	1	
30	2.5N4.5H*200014	护套($\Phi 17 \times 1$) Rubber ($\Phi 17 \times 1$)	1	

选配表 8 <Optional Parts List 8 >

序号 Item	4	12	27
起升高度 Lift Height	代号 Part No.	代号 Part No.	代号 Part No.
4.0 m	SH16N400-200005-000	SH16N400-200003-000	SH16N400-200002-000
4.3 m	SH16N430-200005-000	SH16N430-200003-000	SH16N430-200002-000
4.5 m	SH16N450-200005-000	SH16N450-200003-000	SH16N450-200002-000
4.8 m	SH16N480-200005-000	SH16N480-200003-000	SH16N480-200002-000
5.0 m	SH16N500-200005-000	SH16N500-200003-000	SH16N500-200002-000
5.5 m	SH16N550-200005-000	SH16N550-200003-000	SH16N550-200002-000
6.0 m	SH16N600-200005-000	SH16N600-200003-000	SH16N600-200002-000
6.5 m	SH16N650-200005-000	SH16N650-200003-000	SH16N650-200002-000

图 7-16 左/右升降油缸
Fig.7-16 L.H. /R.H. Lifting cylinder

三级门架
TRIPLEX MAST



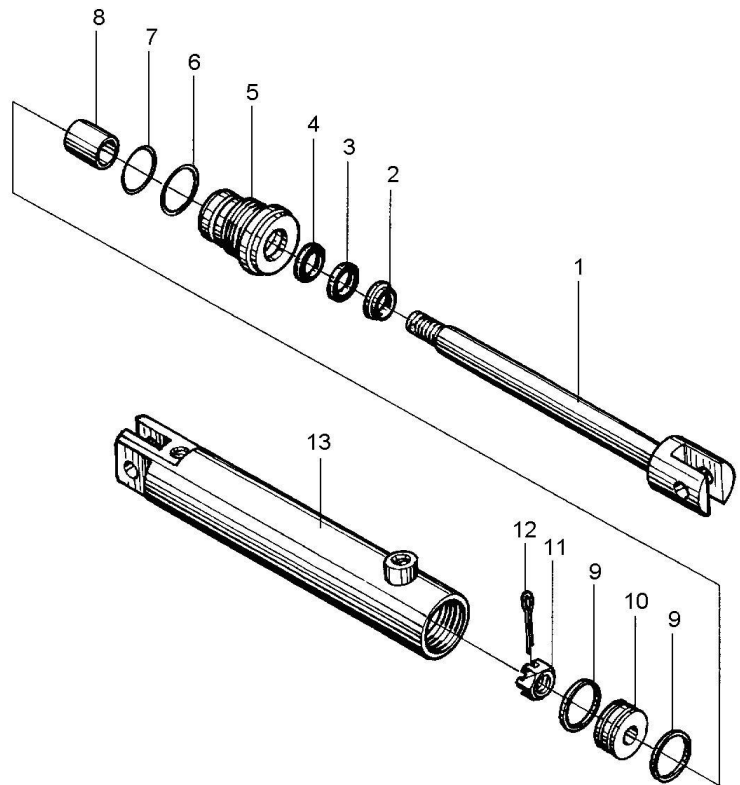
序号 Item	代号 Part No.	名称 Description	数量 Qty	备注或适用车型 Remarks Or Serial No.
A1	见选配表 9 See<Optional Parts List 9>	右升降油缸 R.H.lifting cylinder	1	
A2	见选配表 9 See<Optional Parts List 9>	左升降油缸 L.H.lifting cylinder	1	
1	G0895P1-000021-00	挡圈 21 Snap ring 21	1	
2	N15M300-400002-W00	活塞 Piston	1	
3	N15M300-400003-W00	支承圈 Support ring	1	
4	N15M300-400004-W00	保护圈 Ring	1	
5	B7045CP5008-G00	B7 密封圈 d45 B7-seal ring d45	1	
6	N15M300-400005-W00	阀套 Sleeve	1	
7	G0895P1-000025-00	挡圈 25 Snap ring 25	1	
8	见选配表 9 See<Optional Parts List 9>	缸体 Cylinder body	1	
9	AF035AZ5071-G00	AF 防尘圈 d35 AF-dustproof ring d35	1	
10	B3035BP5008-G00	B3 密封圈 d35 B3-seal ring d35	1	
11	N15M300-402000-W00	导向套 Guide sleeve	1	
12	2-133N674-G00	O 形密封圈 45.69×2.62 O-Ring 45.69×2.62	1	
13	见选配表 9 See<Optional Parts List 9>	活塞杆 Piston rod	1	

选配表 9 <Optional Parts List 9 >

序号 Item	A1 (R.H.)	A2 (L.H.)	8 (R.H.)	8 (L.H.)	13	14
起升高度 Lift Height	代号 Part No.	代号 Part No.	代号 Part No.	代号 Part No.	代号 Part No.	代号 Part No.
4.0 m	S16N400-400000-000	S16N400-500000-000	S16M400-401000-W00	S16M400-501000-W00	S16N400-400001-W00	Without part 14
4.3 m	S16N430-400000-000	S16N430-500000-000	S16M430-401000-W00	S16M430-501000-W00	S16N430-400001-W00	Without part 14
4.5 m	S16N450-400000-000	S16N450-500000-000	S16M450-401000-W00	S16M450-501000-W00	S16N450-400001-W00	Without part 14
4.8 m	S16N480-400000-000	S16N480-500000-000	S16M480-401000-W00	S16M480-501000-W00	S16N480-400001-W00	Without part 14
5.0 m	S16N500-400000-000	S16N500-500000-000	S16M500-401000-W00	S16M500-501000-W00	S16N500-400001-W00	Without part 14
5.5 m	S16N550-400000-000	S16N550-500000-000	S16M550-401000-W00	S16M550-501000-W00	S16N550-400001-W00	Without part 14
6.0 m	S16N600-400000-000	S16N600-500000-000	S16M600-401000-W00	S16M600-501000-W00	S16N600-400001-W00	S16N600-400002-W00
6.5 m	S16N650-400000-000	S16N650-500000-000	S16M650-401000-W00	S16M650-501000-W00	S16N650-400001-W00	S16N650-400002-W00

图 7-17 侧移油缸
Fig.7-17 Side-shifter cylinder

二级门架/二级全自由门架/三级门架
SIMPLEX MAST/ DUPLEX MAST/ TRIPLEX MAST

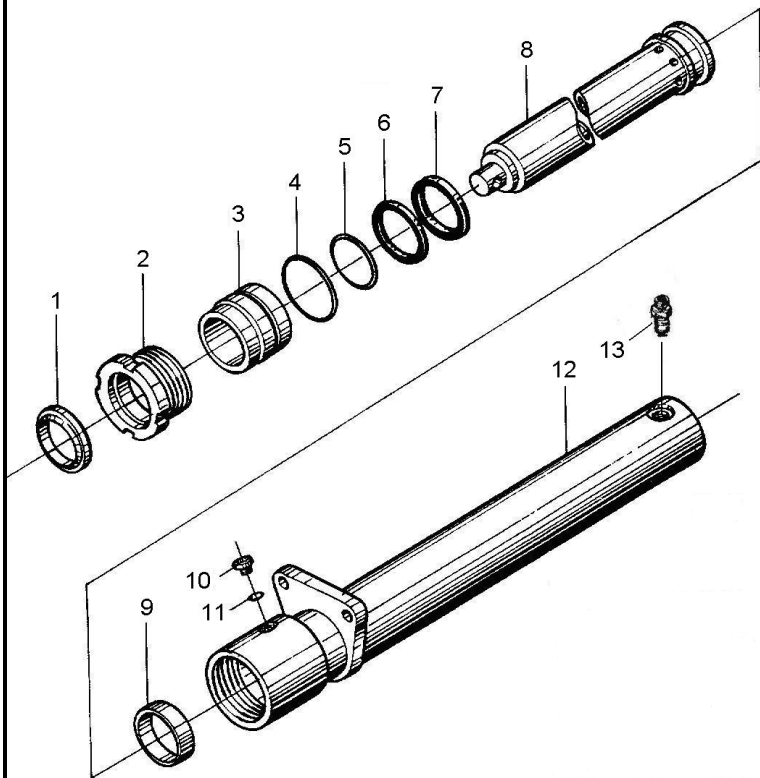


序号 Item	代号 Part No.	名称 Description	数量 Qty	备注或适用车型 Remarks Or Serial No.
A	S16V450-303000-000	侧移油缸 Side-shifter cylinder	1	
1	S16V450-303200-000	活塞杆 Piston rod	1	
2	CK-025-G00	CK 防尘圈 d25 Dustproof d25	1	
3	CKG-025-G00	CKG 密封圈 d25 Seal ring d25	1	
4	CKS-0250-G00	CKS 密封圈 d25 Seal ring d25	1	
5	2025N4.5-133002	导向套 Guide sleeve	1	
6	G001235-005603P5-00	O 形密封圈 56x3.5 O-Ring 56x3.5	1	
7	G001235-005003P5-00	O 形密封圈 50x3.5 O-Ring 50x3.5	1	
8	2025N4.5-133001	含油油衬 Oil seal	1	
9	3-22-00-10	活塞环 Piston ring	2	
10	3-22-00-03	活塞 Piston	1	
11	3-22-00-02	六角槽形螺母 Nut	1	
12	G000091-004035-00	销 4x35 Pin 4x35	1	
13	S16V450-303100-000	油缸体 Cylinder body	1	
K	S16V450-303-000-KIT	侧移油缸维修包 Side-shifter cylinder seal kit	1	INC: 2,3,4,6,7

图 7-18 前升降油缸
Fig.7-18 Front lifting cylinder

三级门架
TRIPLEX MAST

序号 Item	代号 Part No.	名称 Description	数量 Qty	备注或适用车型 Remarks Or Serial No.
A	见选配表 10 See<Optional Parts List 10>	前升降油缸 Front lifting cylinder	1	
1	CL0121C0-G00	LBH 圈 d70 Dustproof ring d70	1	
2	1.5U3H-700002B	缸盖 Cap	1	
3	1.5U3H-700003	导套 Guide bush	1	
4	G001235-009503P1-00	O 形密封圈 95x3.1 O-Ring 95x3.1	1	
5	G001235-007503P1-00	O 形密封圈 75x3.1 O-Ring 75x3.1	1	
6	1.5U3H-700001	挡片 Shim	1	
7	FU0849K0-G00	ISI 密封圈 d70 ISI-seal ring d70	1	
8	见选配表 10 See<Optional Parts List 10>	柱塞杆总成 Plunger piston	1	
9	1.5U3H-700004	支承环 Support ring	1	
10	2.5CDJ32-00-07	放气螺塞 Air bleeder plug	1	
11	G001235-001602P4-00	O 形密封圈 16x2.4 O-Ring 16x2.4	1	
12	见选配表 10 See<Optional Parts List 10>	缸体总成 Cylinder body	1	
13	RC25N450-802000-W00	安全阀 Safety valve	1	
K	S16N450-800-001-KIT	前升降油缸修理包 Front lifting cylinder seal kit	1	INC:4,5,7,11

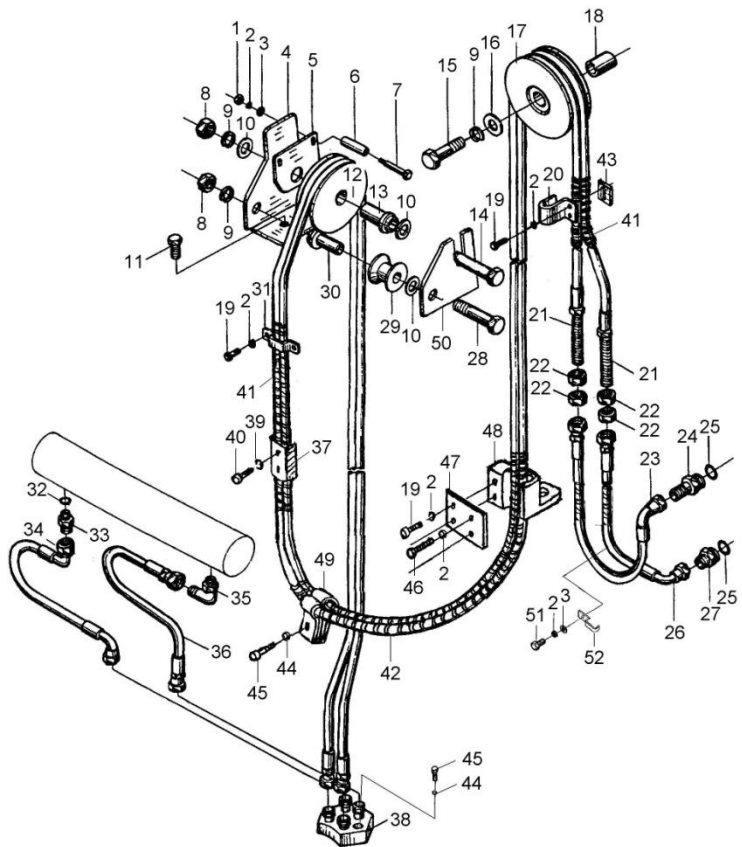


选配表 10 <Optional Parts List 10>

序号 Item	A	8	12
起升高度 Lift Height	代号 Part No.	代号 Part No.	代号 Part No.
4.0 m	S16N400-800000-001	S16N400-802000-W01	S16N400-801000- W01
4.3 m	S16N430-800000-001	S16N430-802000-W01	S16N430-801000- W01
4.5 m	S16N450-800000-001	S16N450-802000-W01	S16N450-801000- W01
4.8 m	S16N480-800000-001	S16N480-802000- W01	S16N480-801000- W01
5.0 m	S16N500-800000-001	S16N500-802000- W01	S16N500-801000- W01
5.5 m	S16N550-800000-001	S16N550-802000- W01	S16N550-801000- W01
6.0 m	S16N600-800000-001	S16N600-802000- W01	S16N600-801000- W01
6.5 m	S16N650-800000-001	S16N650-802000- W01	S16N650-801000- W01

图 7-19 侧移油路
Fig.7-19 Side-shifter circuit

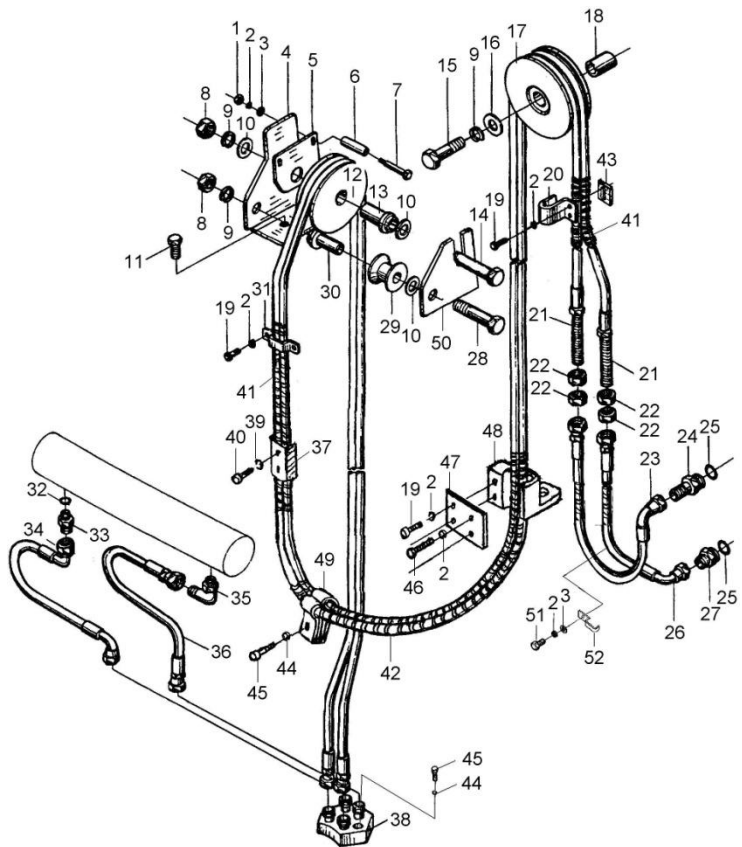
三级门架
TRIPLEX MAST



序号 Item	代号 Part No.	名称 Description	数量 Qty	备注或适用车型 Remarks Or Serial No.
A	见选配表 11 See <Optional Parts List 11 >	侧移油路 Side-shifter circuit	1	
1	G006170-000006-00	螺母 M6 Nut M6	2	
2	G000093-000006-00	垫圈 6 Washer 6	3	
3	G0097P1-000006-00	垫圈 6 Washer 6	11	
4	S16V450-900006-000	固定板 Plate	1	
5	S16V450-900003-000	支板 Plate	1	
6	S16V450-900002-000	套 Sleeve	2	
7	S16V450-900001-000	螺栓 Bolt	2	
8	G006170-000014-00	螺母 M14 Nut M14	2	
9	G000093-000014-00	垫圈 14 Washer 14	3	
10	S16V450-900004-000	垫圈 Washer	5	
11	N30M300-004000-000	螺栓 M10×1.25×20 Bolt M10×1.25×20	1	
12	1.4QN5-800016	滑轮 Pulley wheel	1	
13	S16V450-900005-000	套 Sleeve	1	
14	G005782-014100-00	螺栓 M14×100 Bolt M14×100	1	

图 7-19 侧移油路
Fig.7-19 Side-shifter circuit

三级门架
TRIPLEX MAST

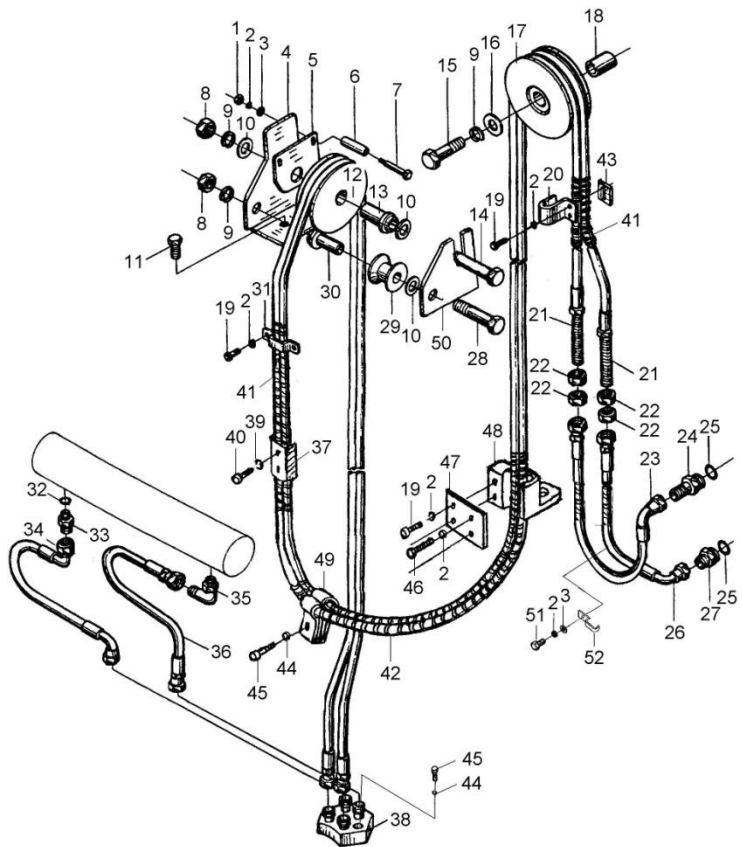


序号 Item	代号 Part No.	名称 Description	数量 Qty	备注或适用车型 Remarks Or Serial No.
15	G005782-014060-00	螺栓 M14×60 Bolt M14×60	1	
16	G0097P1-000014-00	垫圈 14 Washer 14	1	
17	S16V450-900014-000	滑轮 Pulley wheel	1	
18	S16B300-900007-000	轴套 Shaft sleeve	1	
19	G005783-006016-00	螺栓 M6×16 Bolt M6×16	6	
20	S16V450-900013-000	管夹 Clip	1	
21	见选配表 11 See <Optional Parts List 11 >	胶管总成 Oil pipe assy	2	
22	1.4QN5-800001	螺母 Nut	4	
23	S16B300-900004-000	胶管总成 Oil pipe assy	1	
24	S16B300-900003-000	直通接头 Connection	1	
25	G001235-002202P4-00	O 形密封圈 22×2.4 O-Ring 22×2.4	2	
26	S16B300-900001-000	胶管总成 Oil pipe assy	1	
27	S16B300-900002-000	直通接头 Connection	1	
28	G005782-014090-00	螺栓 M14×90 Bolt M14×90	1	
29	S16V450-900015-000	滑轮 Pulley wheel	1	

图 7-19 侧移油路
Fig.7-19 Side-shifter circuit

三级门架
TRIPLEX MAST

序号 Item	代号 Part No.	名称 Description	数量 Qty	备注或适用车型 Remarks Or Serial No.
30	S16V450-900016-000	套 Sleeve	1	
31	S16V450-900008-000	管夹 Clip	1	
32	JISB2401-P11-G00	O 形密封圈 P11 O-Ring P11	1	
33	S16B300-900011-000	直通接头 Connection	1	
34	S16V450-900010-000	胶管总成 Oil pipe assy	1	
35	N163-620800-000	90 度管接头 Connection	1	
36	S16V450-900011-000	胶管总成 Oil pipe assy	1	
37	S16C300-900004-00	管夹 Clip	1	
38	S16V450-902000-000	接头支座 Connection seat	1	
39	G000093-000005-00	垫圈 5 Washer 5	2	
40	G005783-005025-00	螺栓 M5×25 Bolt M5×25	2	
41	2.5N4.5H*200014	护套(Φ17×1) Nylon sleeve (Φ17×1)	6	
42	N163-630001-W00	护套(Φ17×1) Nylon sleeve (Φ17×1)	2	
43	S16N450-200009-000	垫块 Block	1	
44	G000093-000008-00	垫圈 8 Washer 8	2	



选配表 11 <Optional Parts List 11 >

序号 Item	A	21
起升高度 Lift Height	代号 Part No.	代号 Part No.
4.0 m	SH16V400-900000-000	S16V400-900012-001
4.3 m	SH16V430-900000-000	S16V430-900012-001
4.5 m	SH16V450-900000-000	S16V450-900012-001
4.8 m	SH16V480-900000-000	S16V480-900012-001
5.0 m	SH16V500-900000-000	S16V500-900012-001
5.5 m	SH16V550-900000-000	S16V550-900012-001
6.0 m	SH16V600-900000-000	S16V600-900012-001
6.5 m	SH16V650-900000-000	S16V650-900012-001

图 7-20 第四联油路
Fig.7-20 The fourth oil circuit

三级全自由门架
TRIPLEX MAST

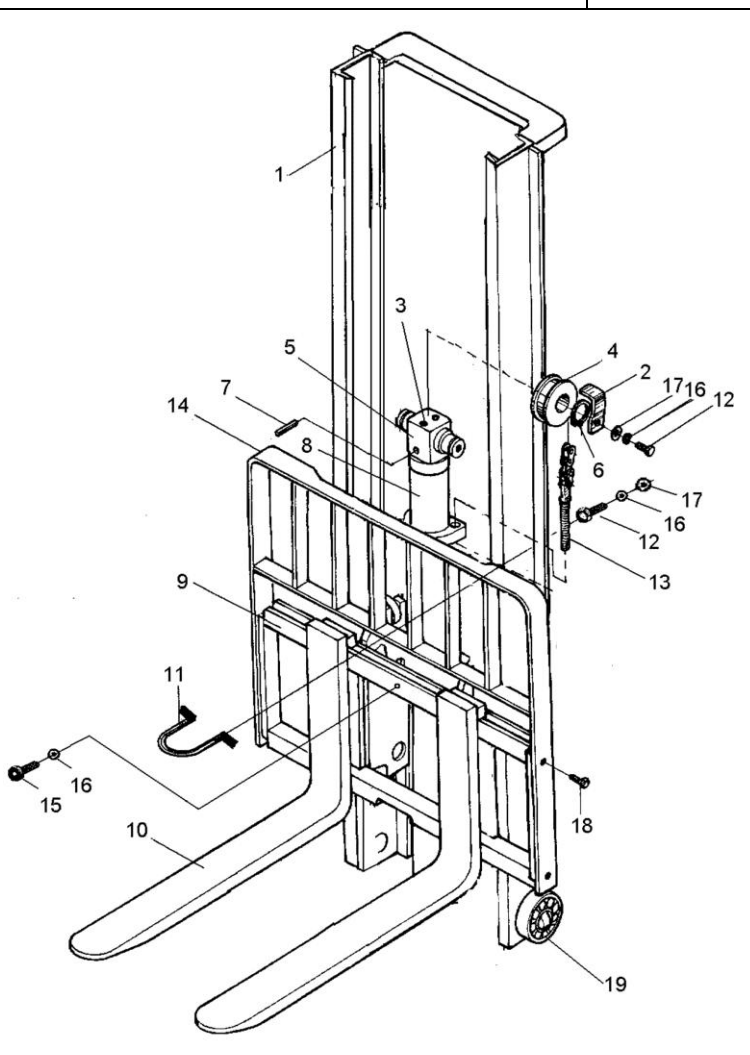
序号 Item	代号 Part No.	名称 Description	数量 Qty	备注或适用车型 Remarks Or Serial No.
A	See Optional Parts List 11-A	第四联油路 The fourth oil circuit	1	
1	3-60-00-02	铰接螺栓 Bolt	1	
2	CSOG26-00-01	铰接接头体 Connector	1	
3	3-60-00-04	铰接螺栓 Bolt	1	
4	CSOG26-00-02	铰接接头体 Connector	1	
5	G001235-026002P4-00	O 形圈 26x2.4 O-Ring	4	
6	See Optional Parts List 11-A	胶管接头 8l/6GK Oil pipe assy 8l/6GK	2	
7	2347	直通接头 Connector	2	
8	H2R -001	安装块 Mounting block	1	
9	G0097P1-000012-00	垫圈 12 Washer	4	
10	G000093-000012-00	垫圈 12 Washer	4	
11	G005783-012050-00	螺栓 M12x50 Bolt M12x50	2	
12	G005783-012070-00	螺栓 M12x70 Bolt M12x70	2	
13	THR-330	卷管器 Hose Reel	1	起升高度<6m Lift height<6m
13	THR-400	卷管器 Hose Reel	1	起升高度>6m Lift height>6m

选配表 11-A <Optional Parts List 11-A >

序号 Item	A	6
起升高度 Lift Height	代号 Part No.	代号 Part No.
4.0 m	SH16V400-81-00	8I/6GK 8I-1750G/G
4.3 m	SH16V430-81-00	8I/6GK 8I-1800G/G
4.5 m	SH16V450-81-00	8I/6GK 8I-1840G/G
4.8 m	SH16V480-81-00	8I/6GK 8I-1890G/G
5 m	SH16V500-81-00	8I/6GK 8I-2050G/G
5.5 m	SH16V550-81-00	8I/6GK 8I-2200G/G
6.0 m	SH16V600-81-00	8I/6GK 8I-2350G/G
6.5 m	SH16V650-81-00	8I/6GK 8I-2550G/G

图 7-21 起升组件 I
Fig.7-21 Lifting part I

二级全自由门架
DUPLEX MAST



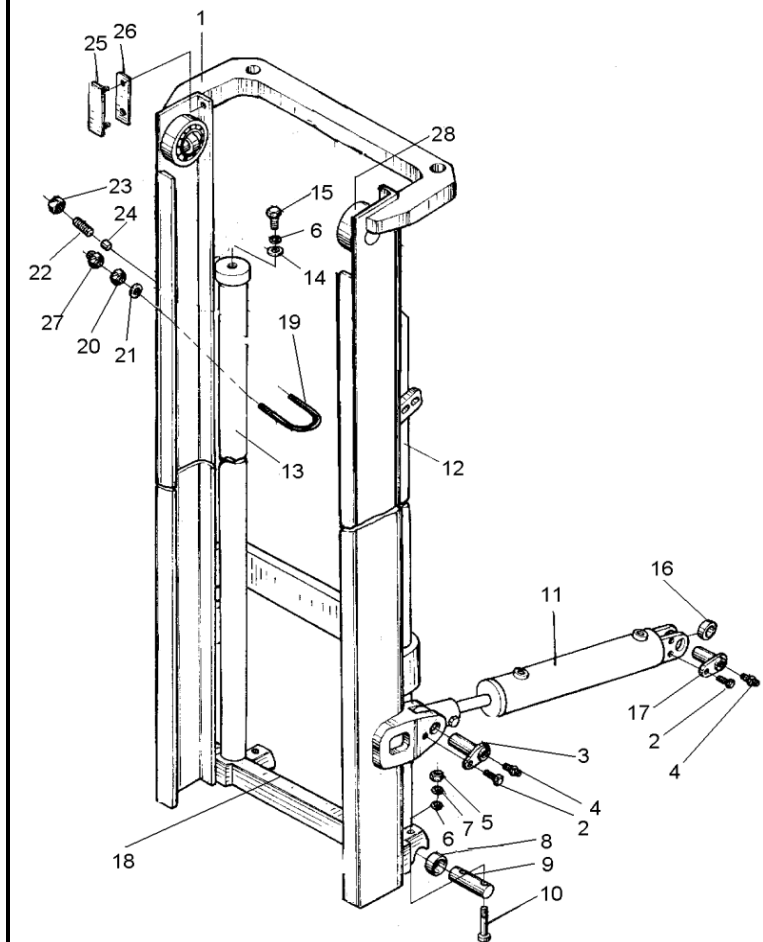
序号 Item	代号 Part No.	名称 Description	数量 Qty	备注或适用车型 Remarks Or Serial No.
1	见选配表 12 See<Optional Parts List 12>	内门架 Inside mast	1	
2	S16N450-000001-000	链轮护板 Plate	2	<2016.04.15
2	X15N450-002000-000	链轮护板 Plate	2	≥2016.04.15
3	N30M300-004000-000	螺栓 M10×1.25×20 Bolt M10×1.25×20	1	
4	780708F1-G00	链轮 Chain wheel	2	
5	S16N450-001000-000	链轮座 Chain seat	1	
6	G0894P1-000040-00	轴用弹性挡圈-A 型 40 Washer	2	
7	G000879-010055-00	销 10×55 Pin 10×55	1	
8	见选配表 12 See<Optional Parts List 12>	前升降油缸 Front lifting cylinder	1	见图 7-26 See Fig.7-26
9	SH16U300-300000-000	货叉架总成 Fork carriage assy	1	见图 7-24 See Fig.7-24
9	SH16B300-300000-000	侧移架总成 Side-shifter carriage assy	1	见图 7-5 See Fig.7-5
10	N25M300-010000-000	货叉总成 Fork assy	2	
11	S16U300-000001-000	油缸固定板 Plate	1	
12	G005783-012025-00	螺栓 M12×25 Bolt M12×25	4	
13	见图 7-23 See Fig.7-23	链条总成 Chain assy	2	

选配表 12 <Optional Parts List 12 >

序号 Item	1	8
起升高度 Lift Height	代号 Part No.	代号 Part No.
2.5 m	SH16U250-200000-000	S16U250-800000-001
2.7 m	SH16U270-200000-000	S16U270-800000-001
3.0 m	SH16U300-200000-000	S16U300-800000-001
3.3 m	SH16U330-200000-000	S16U330-800000-001
3.5 m	SH16U350-200000-000	S16U350-800000-001
3.6 m	SH16U360-200000-000	S16U360-800000-001
3.7 m	SH16U370-200000-000	S16U370-800000-001
4.0 m	SH16U400-200000-000	S16U400-800000-001

图 7-22 起升组件 II
Fig.7-22 Lifting part II

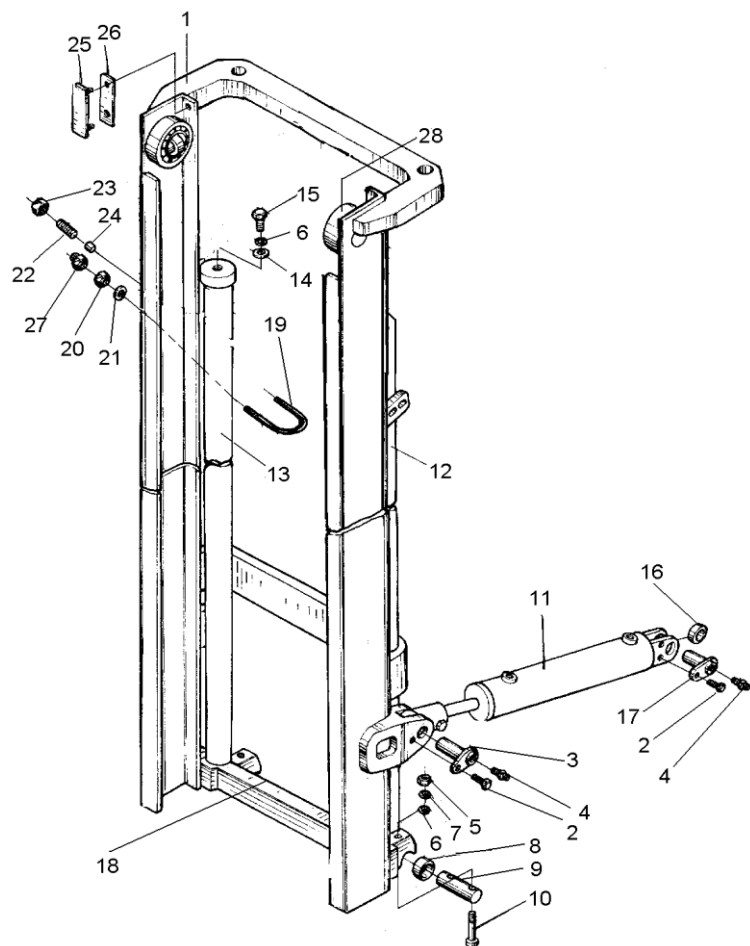
二级全自由门架
DUPLEX MAST



序号 Item	代号 Part No.	名称 Description	数量 Qty	备注或适用车型 Remarks Or Serial No.
1	见选配表 13 See <Optional Parts List 13>	外门架 Outside mast	1	
2	N30M300-004000-000	螺栓 M10×1.25×20 Bolt M10×1.25×20	4	
3	S16N450-002000-000	销轴 Pin shaft	2	
4	G001152-010001-00	油杯 M10×1 Oil cup M10×1	4	
5	G006170-000012-00	螺母 M12 Nut M12	2	
6	G000093-000012-00	垫圈 12 Washer 12	6	
7	G0097P1-000012-00	垫圈 12 Washer 12	4	
8	HLB-3-3030-G00	无油轴承 Bearing	2	
9	S16M300-000003-000	销轴 Pin shaft	2	
10	G000070-012075-01	螺钉 M12×75 Screw M12×75	4	
11	见选配表 13 See <Optional Parts List 13>	倾斜油缸 Tilting cylinder	2	见图 7-7 See Fig.7-7
12	见选配表 13 See <Optional Parts List 13>	右升降油缸 R.H. Lifting cylinder	1	见图 7-25 See Fig.7-25
13	见选配表 13 See <Optional Parts List 13>	左升降油缸 L.H. Lifting cylinder	1	见图 7-25 See Fig.7-25
14	2025C3-000003	调整垫圈 Adjusting shim	2	
15	G005782-012060-00	螺栓 M12×60 Bolt M12×60	2	

图 7-22 起升组件 II
Fig.7-22 Lifting part II

二级全自由门架
DUPLEX MAST



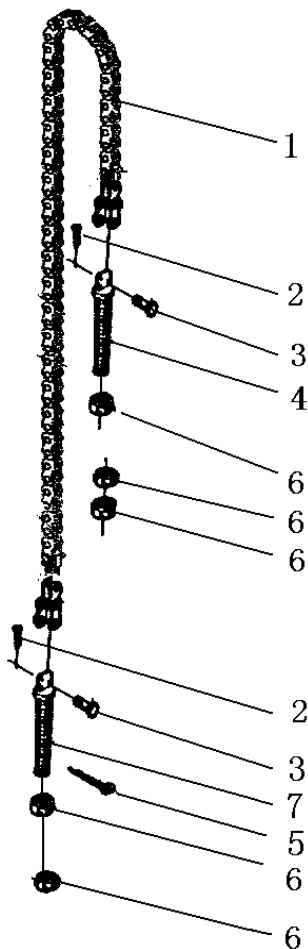
序号 Item	代号 Part No.	名称 Description	数量 Qty	备注或适用车型 Remarks Or Serial No.
16	GE30ES-2RS-G00	向心关节轴承 Bearing	2	
17	S16M300-002000-000	销轴 Pin shaft	2	
18	见选配表 13 See <Optional Parts List 13>	起升油路 Lifting circuit	1	见图 7-27 See Fig.7-27
19	N15U300-000005-000	U 形螺栓 U-Bolt	2	
20	G006170-000008-00	螺母 M8 Nut M8	8	
21	G0097P1-000008-00	垫圈 8 Washer 8	4	
22	N30N450-000005-000	螺钉 M20x53 Screw M20x53	2	
23	G006170-000020-00	螺母 M20 Nut M20	2	
24	N30M300-000009-000	塞子 Plug	2	
25	N30M300-000014-000	导轨衬垫 Guide plate	2	
26	N30M300-000015-000	调整垫片 Adjusting shim	2	
27	G000923-000008-00	螺母 M8 Nut M8	4	
28	RC15M300-001000-G00	复合滚轮组 Complex rolle assy	2	

选配表 13 <Optional Parts List 13 >

序号 Item	1	11	12	13	18
起升高度 Lift Height	代号 Part No.	代号 Part No.	代号 Part No.	代号 Part No.	代号 Part No.
2.5 m	SH16U250-100000-000	SH16M300-600000-000	S16U250-400000-001	S16U250-500000-001	SH16U250-700000-000
2.7 m	SH16U270-100000-000		S16U270-400000-001	S16U270-500000-001	SH16U270-700000-000
3.0 m	SH16U300-100000-000		S16U300-400000-001	S16U300-500000-001	SH16U300-700000-000
3.3 m	SH16U330-100000-000		S16U330-400000-001	S16U330-500000-001	SH16U330-700000-000
3.5 m	SH16U350-100000-000		S16U350-400000-001	S16U350-500000-001	SH16U350-700000-000
3.6 m	SH16U360-100000-000		S16U360-400000-001	S16U360-500000-001	SH16U360-700000-000
3.7 m	SH16U370-100000-000		S16U370-400000-001	S16U370-500000-001	SH16U370-700000-000
4.0 m	SH16U400-100000-000	SH16N450-600000-000	S16U400-400000-001	S16U400-500000-001	SH16U400-700000-000

图 7-23 链条总成
Fig.7-23 Chain assy

二级全自由门架
DUPLEX MAST



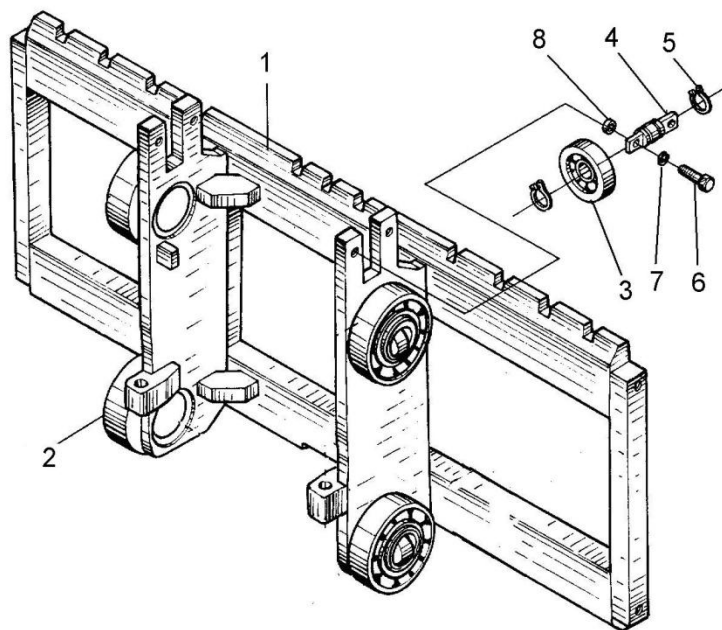
序号 Item	代号 Part No.	名称 Description	数量 Qty	备注或适用车型 Remarks Or Serial No.
A	See OPT. Parts List 13-A	链条总成 Chain assy	1	
1	No Part No.	板式链 LH1223x(n+1) Chain	1	
2	G000091-3P2035-00	销 3.2x35 Pin 3.2x35	2	
3	1.5M3H-002002	销轴 Pin shaft	2	
4	N15M300-030001-000	链条接头 1 Chain connection 1	2	
5	G000091-004035-00	销 4x35 Pin 4x35	2	
6	G006171-000016-02	螺母 M16x1.5 Nut M16x1.5	5	
7	1.5M3H-002003-001	链条接头 Chain connection		

选配表 13-A <Optional Parts List 13-A >

序号 Item	A (R.H.)
起升高度 Lift Height	代号 Part No.
2.5 m	LH-1223061-100
2.7 m	LH-1223063-100
3.0 m	LH-1223069-100
3.3 m	LH-1223071-100
3.5 m	LH-1223073-100
3.6 m	LH-1223075-100
3.7 m	LH-1223077-100
4.0 m	LH-1223081-100

图 7-24 货叉架总成
Fig.7-24 Fork carriage assy

二级全自由门架
DUPLEX MAST



序号 Item	代号 Part No.	名称 Description	数量 Qty	备注或适用车型 Remarks Or Serial No.
1	SH16U300-301000-000	叉架体 Fork carriage	1	
2	RC15M300-001000-G00	复合滚轮组 Complex roller assy	4	
3	80605K-G00	侧向滚轮 25x70x17 Side roller 25x70x17	2	
4	RC15M300-300001-000	侧滚轮轴 Side roller shaft	2	
5	G0894P1-000025-00	挡圈 25 Snap ring 25	4	
6	G005782-010035-00	螺栓 M10x35 Bolt M10x35	4	
7	G000093-000010-00	垫圈 10 Washer 10	4	
8	N15M300-300002-001	调整垫片 Adjusting shim	4	

图 7-25 左/右升降油缸
Fig.7-25 L.H. /R.H. Lifting cylinder

二级全自由门架
DUPLEX MAST

序号 Item	代号 Part No.	名称 Description	数量 Qty	备注或适用车型 Remarks Or Serial No.
A1	见选配表 14 See<Optional Parts List 14>	右升降油缸 R.H. lifting cylinder	1	
A2	见选配表 14 See<Optional Parts List 14>	左升降油缸 L.H. lifting cylinder	1	
1	CL0363C0-G00	LBH 防尘圈 d32 Dust seal ring d32	1	
2	1.5U3H-400002-W01	缸盖 Cylinder cover	1	
3	1.5U3H-400001-W01	挡片 Snap ring	1	
4	FU0404F0-G00	IDI 密封圈 d32 IDI-seal ring d32	1	
5	G001235-005003P1-00	O 形密封圈 50x3.1 O-Ring 50x3.1	1	
6	2.5CDJ-32-00-07	放气螺塞 Plug	1	
7	G001235-001602P4-00	O 型密封圈 16x2.4 O-Ring 16x2.4	1	
8	SF-1-3230-G00	复合衬套 3230 Sleeve 3230	1	
9	见选配表 14 See<Optional Parts List 14>	右柱塞杆总成 R.H. Pole stopper rod assy	1	
9	见选配表 14 See<Optional Parts List 14>	左柱塞杆总成 L.H. Pole stopper rod assy	1	
10	1.5U3H-400003	支承环 Support ring	1	
11	N15M300-400005-W00	阀套 Sleeve	1	
12	G0895P1-000024-00	挡圈 24 Snap shim 24	1	

图 7-25 左/右升降油缸
Fig.7-25 L.H./R.H. Lifting cylinder

二级全自由门架
DUPLEX MAST

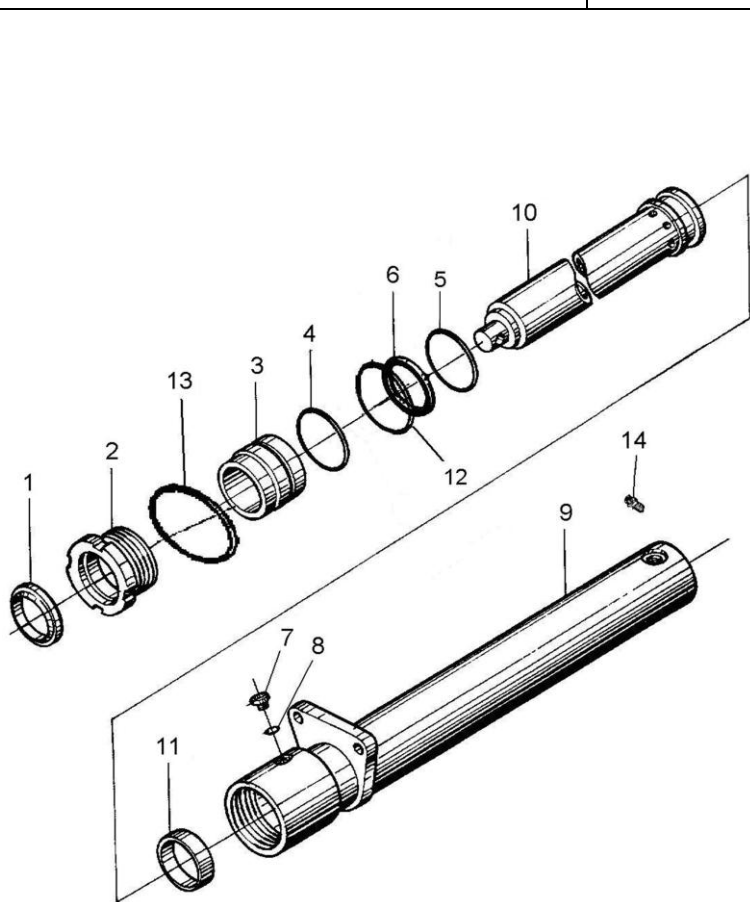
	序号 Item	代号 Part No.	名称 Description	数量 Qty	备注或适用车型 Remarks Or Serial No.
	13	见选配表 14 See <Optional Parts List 14	缸体 Cylinder body	1	
	14	N15M300-403000-W00	油嘴组件 The module of safety valve	1	
	15	JISB2401-P14-G00	O 形密封圈 P14 O-Ring P14	1	
	16	RC30U300-400008-W00	钢球 SΦ5 Ball SΦ5	1	
	17	J000982-000008-00	垫圈 8 Washer 8	1	
	18	RC30U300-400007-W00	堵塞 Plug	1	
	K	S16U300-4/5-001-KIT	左/右升降油缸 Lifting cylinder	2	INC:1,4,5,7,15

选配表 14 <Optional Parts List 14 >

序号 Item	A1 (R.H.)	A2 (L.H.)	9 (R.H.)	9 (L.H.)	13
起升高度 Lift Height	代号 Part No.	代号 Part No.	代号 Part No.	代号 Part No.	代号 Part No.
2.5 m	S16U250-400000-001	S16U250-500000-001	S16U250-402000-W01	S16U250-502000-W01	S16U250-401000-W01
2.7 m	S16U270-400000-001	S16U270-500000-001	S16U270-402000-W01	S16U270-502000-W01	S16U270-401000-W01
3.0 m	S16U300-400000-001	S16U300-500000-001	S16U300-402000-W01	S16U300-502000-W01	S16U300-401000-W01
3.3 m	S16U330-400000-001	S16U330-500000-001	S16U330-402000-W01	S16U330-502000-W01	S16U330-401000-W01
3.5 m	S16U350-400000-001	S16U350-500000-001	S16U350-402000-W01	S16U350-502000-W01	S16U350-401000-W01
3.6 m	S16U360-400000-001	S16U360-500000-001	S16U360-402000-W01	S16U360-502000-W01	S16U360-401000-W01
3.7 m	S16U370-400000-001	S16U370-500000-001	S16U370-402000-W01	S16U370-502000-W01	S16U370-401000-W01
4.0 m	S16U400-400000-001	S16U400-500000-001	S16U400-402000-W01	S16U400-502000-W01	S16U400-401000-W01

图 7-26 前升降油缸
Fig.7-26 Front lifting cylinder

二级全自由门架
DUPLEX MAST



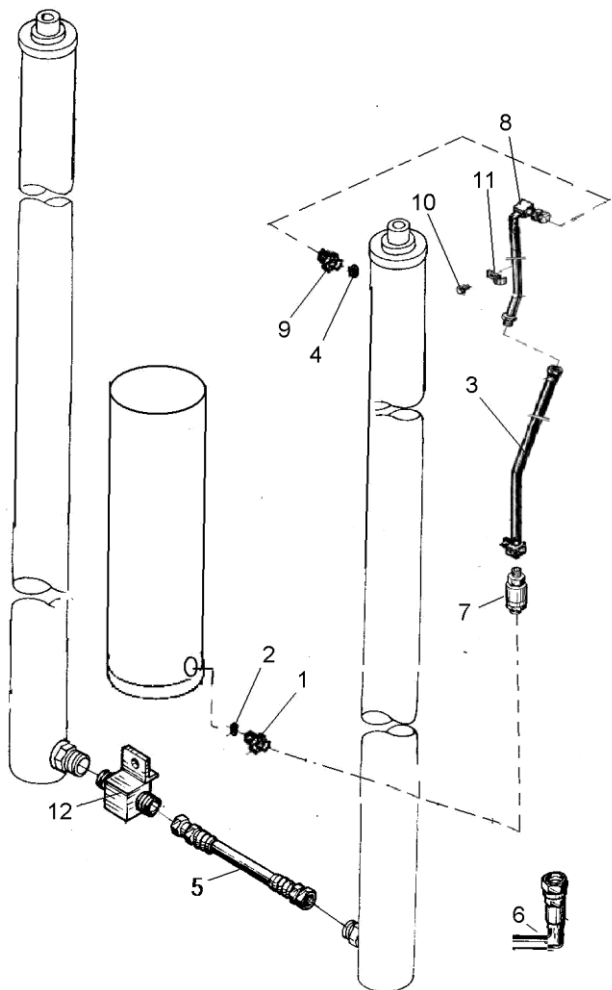
序号 Item	代号 Part No.	名称 Description	数量 Qty	备注或适用车型 Remarks Or Serial No.
A	见选配表 15 See<Optional Parts List 15>	前升降油缸 Front lifting cylinder	1	
1	CL0121C0-G00	LBH 防尘圈 d70 Dust seal ring d70	1	
2	1.4QN5-700001A	缸盖 Cylinder cover	1	
3	1.4QN5*700002B	导套 Guide sleeve	1	
4	G001235-007503P1-00	O 形密封圈 75x3.1 O-Ring 75x3.1	1	
5	G001235-009003P1-00	O 形密封圈 90x3.1 O-Ring 90x3.1	1	
6	FU0849K0-G00	ISI 密封圈 d70 ISI-seal ring d70	1	
7	2.5CDJ-32-00-07	放气螺塞 Plug	1	
8	G001235-001602P4-00	O 形密封圈 16x2.4 O-Ring 16x2.4	1	
9	见选配表 15 See<Optional Parts List 15>	缸体总成 Cylinder body	1	
10	见选配表 15 See<Optional Parts List 15>	柱塞杆总成 Pole stopper rod	1	
11	1.4QN5*700004	支承环 80x75x30 Support ring 80x75x30	1	
12	1.4QN5-700003	挡圈 Snap ring	1	
13	1.4QN5*700005	支承环 75x70x9.5 Support ring 75x70x9.5	1	
14	1.4QN5*703000B	油嘴组件 Nozzle valve assy	1	

选配表 15 <Optional Parts List 15 >

序号 Item	A	9	10
起升高度 Lift Height	代号 Part No.	代号 Part No.	代号 Part No.
2.5 m	S16U250-800000-001	S16U250-801000-W00	S16U250-802000-W00
2.7 m	S16U270-800000-001	S16U270-801000- W00	S16U270-802000- W00
3.0 m	S16U300-800000-001	S16U300-801000- W00	S16U300-802000- W00
3.3 m	S16U330-800000-001	S16U330-801000- W00	S16U330-802000- W00
3.5 m	S16U350-800000-001	S16U350-801000- W00	S16U350-802000- W00
3.6 m	S16U360-800000-001	S16U360-801000- W00	S16U360-802000- W00
3.7 m	S16U370-800000-001	S16U370-801000- W00	S16U370-802000- W00
4.0 m	S16U400-800000-001	S16U400-801000- W00	S16U400-802000- W00

图 7-27 起升油路
Fig.7-27 Lifting circuit

二级全自由门架
DUPLEX MAST



序号 Item	代号 Part No.	名称 Description	数量 Qty	备注或适用车型 Remarks Or Serial No.
1	S16U300-700001-000	接头体 Connection	1	
2	J000982-000022-00	垫圈 22 Washer 22	1	
3	见选配表 16 See <Optional Parts List 16>	胶管接头 Rubber pipe	1	
4	J000982-000018-00	垫圈 18 Washer 18	1	
5	SH16M300-700001-000	胶管接头 Rubber pipe	2	
6	SH16M300-704000-000	胶管总成 Rubber pipe	1	
7	S16U300-700003-000	胶管接头 Rubber pipe	1	
8	见选配表 16 See <Optional Parts List 16>	钢油管 Steel pipe	1	
9	S16U300-700004-000	直通管接头 Connection	1	
10	N30M300-003000-000	螺栓 M8×1.25×16 Bolt M8×1.25×16	4	
11	1.5U3H-600001	管夹 Clip	1	
12	SH16M300-703000-000	三通接头 y-shaped Connection	1	

选配表 16 <Optional Parts List 16 >

序号 Item	3	9
起升高度 Lift Height	代号 Part No.	代号 Part No.
2.5 m	S16U250-700003-000	S16U250-701000-000
2.7 m	S16U270-700003-000	S16U270-701000-000
3.0 m	S16U300-700003-000	S16U300-701000-000
3.3 m	S16U330-700003-000	S16U330-701000-000
3.5 m	S16U350-700003-000	S16U350-701000-000
3.6 m	S16U360-700003-000	S16U360-701000-000
3.7 m	S16U370-700003-000	S16U370-701000-000
4.0 m	S16U400-700003-000	S16U400-701000-000

图 7-28 侧移油路
Fig.7-28 Side-shifter circuit

二级全自由门架
DUPLEX MAST

序号 Item	代号 Part No.	名称 Description	数量 Qty	备注或适用车型 Remarks Or Serial No.
A	见选配表 17 See<Optional Parts List 17>	侧移油路 Side-shifter circuit	1	
1	S16V450-900001-000	螺栓 Bolt	2	
2	S16V450-900002-000	套 Cover	2	
3	G0097P1-000006-00	垫圈 6 Washer 6	3	
4	G000093-000006-00	垫圈 6 Washer 6	3	
5	G006170-000006-00	螺母 M6 Nut M6	2	
6	S16V450-900003-000	支板 Support plate	1	
7	G005783-014095-00	螺栓 M14×95 Bolt M14×95	1	
8	S16V450-900004-000	垫圈 Washer	5	
9	G000093-000014-00	垫圈 14 Washer 14	2	
10	G006170-000014-00	螺母 M14 Nut M14	2	
11	S16V450-900005-000	套 Cover	1	
12	S16C300-900006-000	固定板 Fixed palat	1	
13	1.4QN5-800016A	滑轮 Pulley wheel	1	
14	N30M300-004000-000	螺栓 M10×1.25×20 Bolt M10×1.25×20	1	

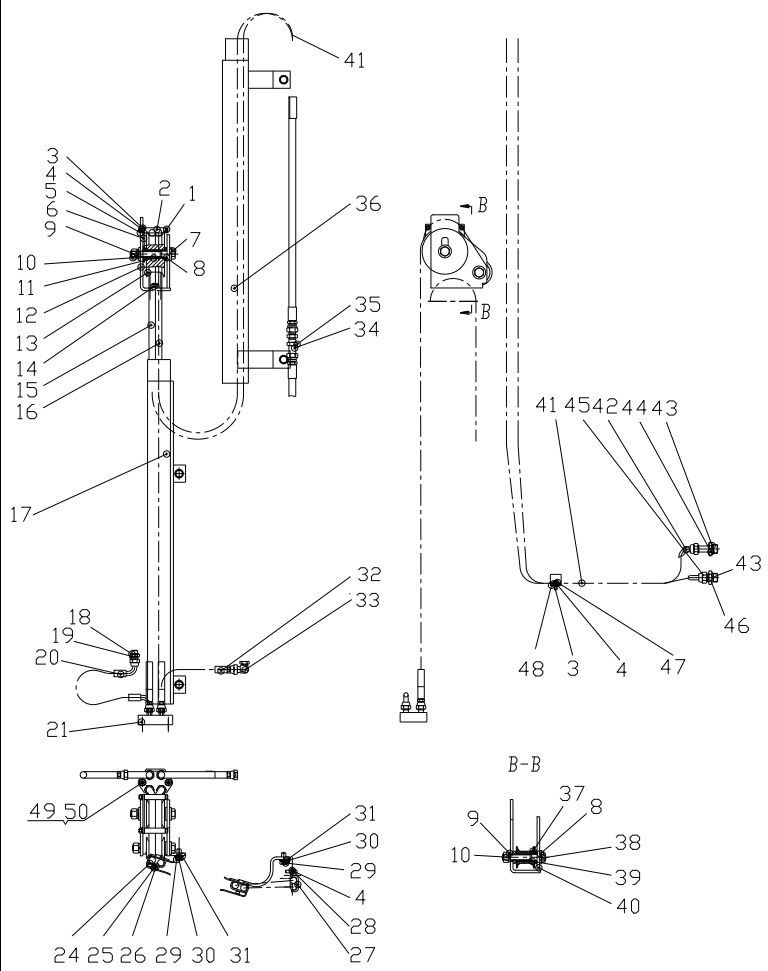
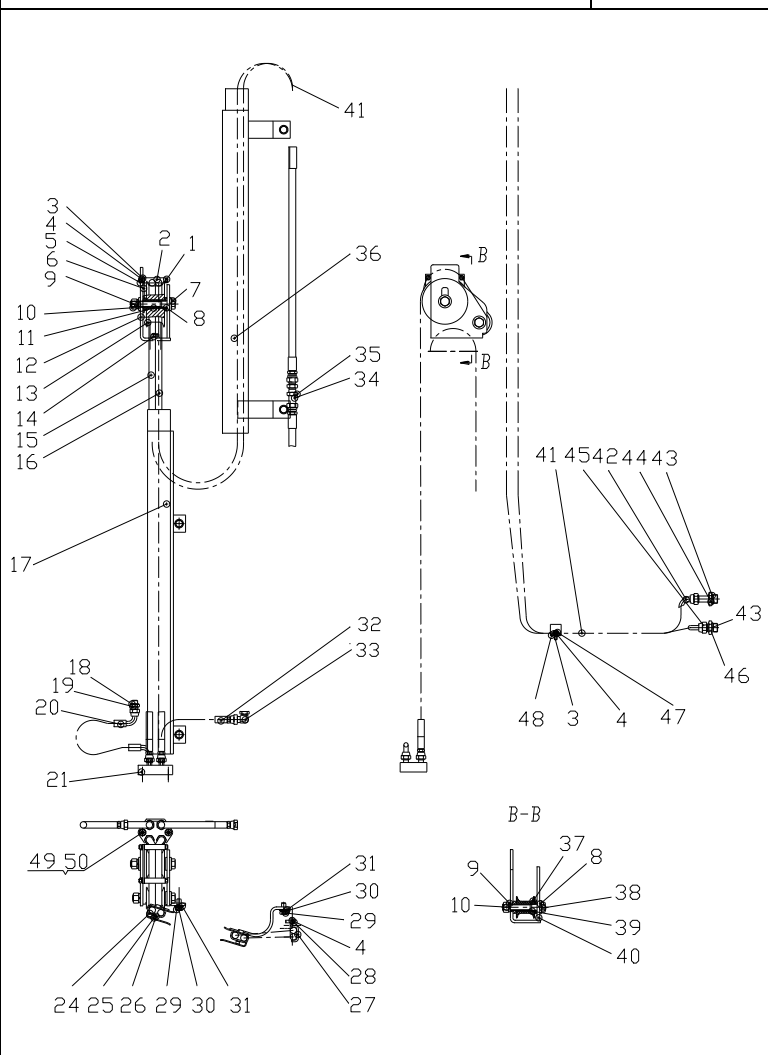


图 7-28 侧移油路
Fig.7-28 Side-shifter circuit

二级全自由门架
DUPLEX MAST

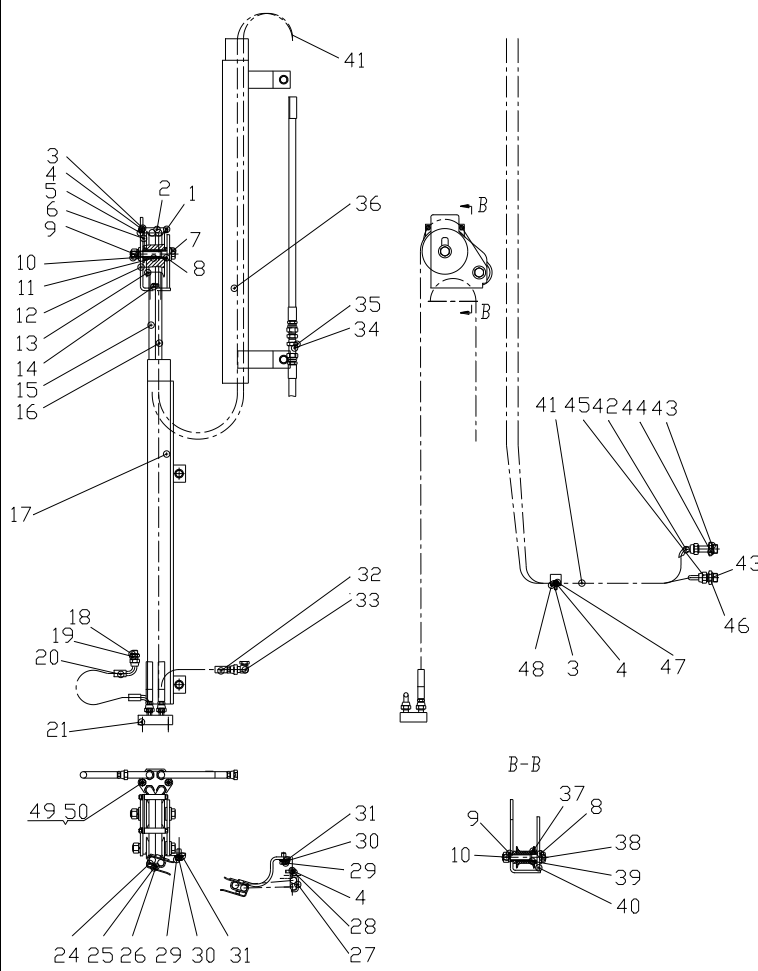


序号 Item	代号 Part No.	名称 Description	数量 Qty	备注或适用车型 Remarks Or Serial No.
15	见选配表 17 See<Optional Parts List 17>	胶管接头 Rubber pipe	1	
16	见选配表 17 See<Optional Parts List 17>	胶管接头 Rubber pipe	1	
17	见选配表 17 See<Optional Parts List 17>	内门架滑导 Sliding Guide	1	
18	JISB2401-P11-G00	O 形密封圈 P11 O-Ring P11	1	
19	S16B300-900011-000	直通接头 Connection	1	
20	S16V450-900010-000	胶管总成 Rubber pipe	1	
21	S16V450-902000-000	接头支座 Connection	1	
22	G000070-008020-00	螺钉 M8×20 Screw M8×20	2	
23	G000093-000008-00	垫圈 8 Washer 8	2	
24	S16C300-900004-000	管夹 Clip	2	
25	G000070-005025-00	螺钉 M5×25 Screw M5×25	4	
26	G000093-000005-00	垫圈 5 Washer 5	4	
27	S16C300-900003-000	管夹 Clip	1	
28	G005783-006016-00	螺栓 M6×16 Bolt M6×16	2	
29	G005783-010020-00	螺栓 M10×20 Bolt M10×20	4	

图 7-28 侧移油路
Fig.7-28 Side-shifter circuit

二级全自由门架
DUPLEX MAST

序号 Item	代号 Part No.	名称 Description	数量 Qty	备注或适用车型 Remarks Or Serial No.
30	G000093-000010-00	垫圈 10 Washer 10	4	
31	G0097P1-000010-00	垫圈 10 Washer 10	4	
32	S16V450-900011-000	胶管总成 Rubber pipe	1	
33	N163-620800-000	90°管接头 90°Connection	1	
34	1.4QN5-800001	螺母 Nut	2	
35	1.4QN5-800008	接头 Connection	2	
36	见选配表 17 See <Optional Parts List 17>	外门架滑导 Sliding Guide	1	
37	S16V450-900015-001	滑轮 Pulley wheel	1	
38	G005782-014090-00	螺栓 M14×90 Bolt M14×90	1	
39	S16V450-900016-000	套 Cover	1	
40	S16C300-900017-000	固定板 Fixed Palat	1	
41	N163-630001-W00	护套(Φ17×1) Rubber (Φ17×1)	2	
42	S16B300-900004-000	胶管总成 Rubber pipe	1	
43	G001235-002202P4-00	O 形密封圈 22×2.4 O-Ring 22×2.4	2	
44	S16B300-900003-000	直通接头 Connection	1	



选配表 17 <Optional Parts List 17 >

序号 Item	A	15	16	17	36
起升高度 Lift Height	代号 Part No.	代号 Part No.	代号 Part No.	代号 Part No.	代号 Part No.
2.5 m	S16C250-900000-000	S16C250-900001-000	S16C250-900002-000	S16C250-901000-000	S16C250-902000-000
2.7 m	S16C270-900000-000	S16C270-900001-000	S16C270-900002-000	S16C270-901000-000	S16C270-902000-000
3.0 m	S16C300-900000-000	S16C300-900001-000	S16C300-900002-000	S16C300-901000-000	S16C300-902000-000
3.3 m	S16C330-900000-000	S16C330-900001-000	S16C330-900002-000	S16C330-901000-000	S16C330-902000-000
3.5 m	S16C350-900000-000	S16C350-900001-000	S16C350-900002-000	S16C350-901000-000	S16C350-902000-000
3.6 m	S16C360-900000-000	S16C360-900001-000	S16C360-900002-000	S16C360-901000-000	S16C360-902000-000
3.7 m	S16C370-900000-000	S16C370-900001-000	S16C370-900002-000	S16C370-901000-000	S16C370-902000-000
4.0 m	S16C400-900000-000	S16C400-900001-000	S16C400-900002-000	S16C400-901000-000	S16C400-902000-000

图 7-29 第四联油路
Fig.7-29 The fourth oil circuit

二级全自由门架
DUPLEX MAST

序号 Item	代号 Part No.	名称 Description	数量 Qty	备注或适用车型 Remarks Or Serial No.
A	See Optional Parts List 18	第四联油路 The fourth oil circuit	1	
1	3-60-00-02	铰接螺栓 Bolt	1	
2	CSOG26-00-01	铰接接头体 Connector	1	
3	3-60-00-04	铰接螺栓 Bolt	1	
4	CSOG26-00-02	铰接接头体 Connector	1	
5	G001235-026002P4-00	O 形圈 26x2.4 O-Ring	4	
6	See Optional Parts List 18	胶管接头 8l/6GK Oil pipe assy 8l/6GK	2	
7	2347	直通接头 Connector	2	
8	H2R -001	安装块 Mounting block	1	
9	G0097P1-000012-00	垫圈 12 Washer	4	
10	G000093-000012-00	垫圈 12 Washer	4	
11	G005783-012050-00	螺栓 M12x50 Bolt M12x50	2	
12	G005783-012070-00	螺栓 M12x70 Bolt M12x70	2	
13	THR-330	卷管器 Hose Reel	1	起升高度 < 6m Lift height < 6m
13	THR-400	卷管器 Hose Reel	1	起升高度 > 6m Lift height > 6m

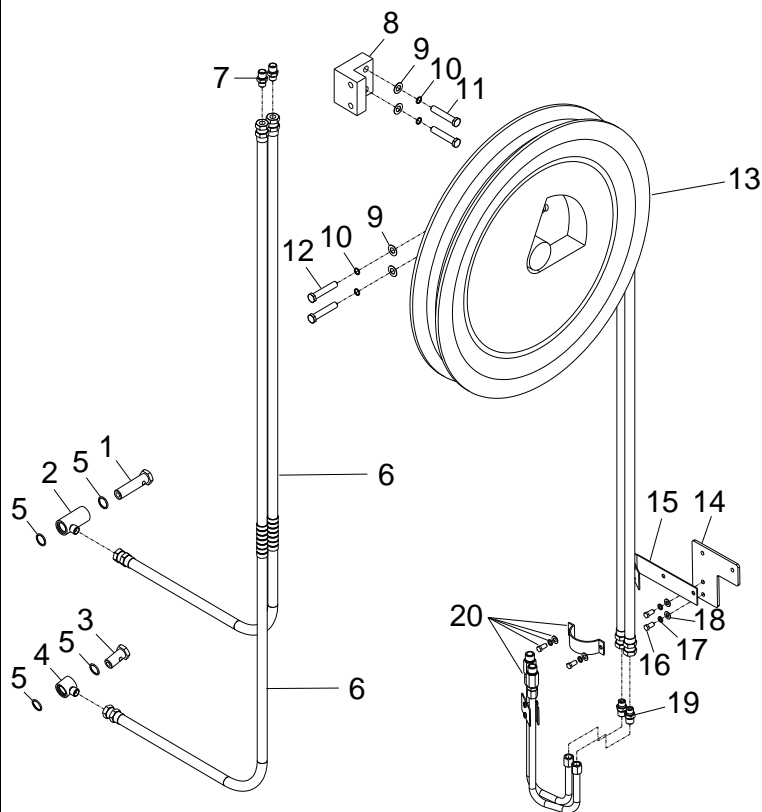
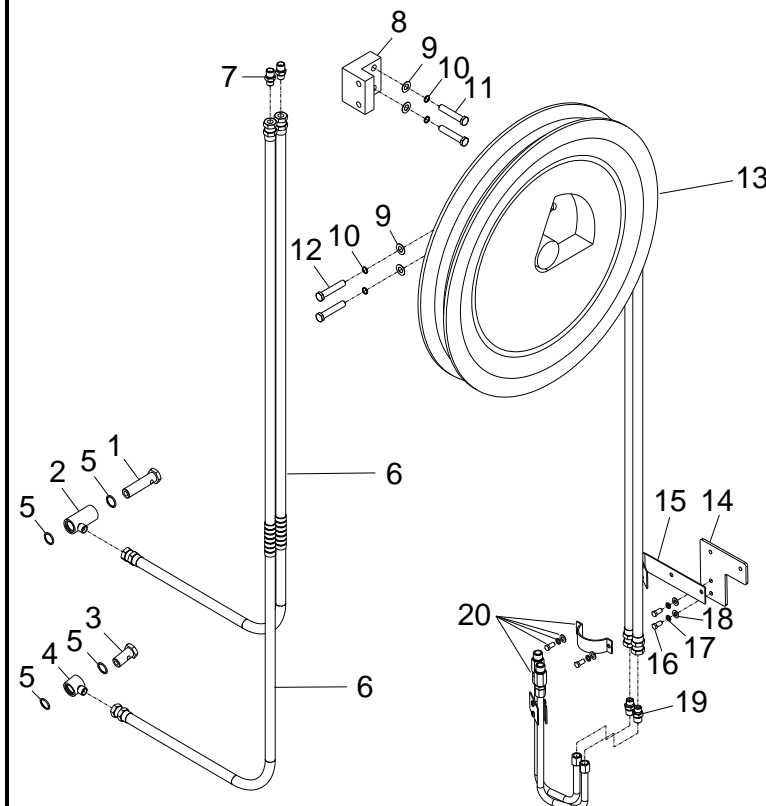


图 7-29 第四联油路
Fig.7-29 The fourth oil circuit

二级全自由门架
DUPLEX MAST

序号 Item	代号 Part No.	名称 Description	数量 Qty	备注或适用车型 Remarks Or Serial No.
14	1260067	安装板 Monnting Broad	1	
15	1260068	限弯器固定板 Monnting Broad	1	
16	G005783-010020-00	螺栓 M10×20 Bolt	4	
17	G000093-000010-00	垫圈 10 Washer	4	
18	G0097P1-000010-00	垫圈 10 Washer	4	
19	100145	直通接头 Connector	2	
20	674288	硬管及附件 Hard pipe	1	



选配表 18 <Optional Parts List 18 >

序号 Item	A	6
起升高度 Lift Height	代号 Part No.	代号 Part No.
2.5 m	SH16C250-81-00	8I/6GK 8I-1650G/G
2.7 m	SH16C270-81-00	8I/6GK 8I-1750G/G
3.0 m	SH16C300-81-00	8I/6GK 8I-1800G/G
3.3 m	JG16C330-81-00	8I/6GK 8I-1890G/G
3.5 m	SH16C350-81-00	8I/6GK 8I-2050G/G
3.6 m	SH16C360-81-00	8I/6GK 8I-2100G/G
3.7 m	SH16C370-81-00	8I/6GK 8I-2200G/G
4.0 m	JG16C400-81-00	8I/6GK 8I-2370G/G