



---

**PARTS CATALOG**

**1.5t-1.8t 越野叉车**

1.5t-1.8t Rough terrain forklift truck

# 零件目录

## **PARTS CATALOG**

杭叉集团股份有限公司  
HANGCHA GROUP CO., LTD.

09/2024



杭叉集团股份有限公司  
HANGCHA GROUP CO., LTD.

全国客服热线：400-884-7888

- 地址：中国浙江临安经济开发区东环路 88 号
- 电话：0571-88926666（总机号）85191117
- 传真：0571-85131772    ■ 邮编：311305
- 网站：<http://www.zjhc.cn>    ■ 电子邮件：[sales@zjhc.cn](mailto:sales@zjhc.cn)

- Address For: OVERSEAS USERS
- Address: 88 Donghuan Road, Lin'an Economic Development Zone,  
Zhejiang, China    ■ ZIP:311305
- Fax: 0086-571-88926789    0086-571-88132890
- Web: <http://www.hcforklift.com>    ■ E-mail: [sales@hcforklift.com](mailto:sales@hcforklift.com)

# 说 明

- 1、本“零件目录”汇集 1.5t~1.8t 越野叉车的零部件。
- 2、查询方法：
  - ① 用户可根据目录中各总成图查找所需的零部件的序号，根据序号可查得相应的图号或标准号。
  - ② 本目录中凡各种叉车通用的零件在目录中不加说明，不通用件除了在目录的右上角表示此总成所适用的车型代号和车型外，还在相应的备注予以区别。
- 3、订购零件时，须写明所用叉车的型号，出厂编号，所需零部件代号、名称及订购数量。
- 4、维修更换零部件时，为确保质量，请使用本公司零部件。
- 5、为提高质量，本公司将对某些零部件进行改进，对改进部分在本目录中不能同时一一修改，请用户谅解，欲了解详细情况可与本公司销售公司及备件处联系。
- 6、-X 集装箱叉车，除门架不同外，其余完全通用。

## INFORMATION

- I .This catalogue collects all of the parts (components)in series of 1.5-1.8 ton fork lift trucks.
- II .Looking up methods:
  - ① First looking up the series number of the part (component) in the drawings of the assembly, in which the part (component) is in the catalogue and then the codes of the drawing and standard of the part (the component) in terms of the series number.
  - ② No noted are all of the interchangeable parts and components ,non-interchangeable parts and components are noted that which model can be applied, and it will be noted at top righter corner of catalogue and corresponding remark..
- III. Model, series Number, code Number of drawing and quantity should be given when ordering the spare parts.
- IV. It is recommended to use the parts and components made by us for ideal the service and maintenance.
- V . We reserve the right of the change of the truck in construction for improving our products without notice. For the details of changes, please consult with sales department of Hangzhou Forklift Truck Co., Ltd.
- VI. Container fork lift truck and CP series truck is same except of the lifting system.

缩写 Abbreviations	含义	Original words	缩写 Abbreviations	含义	Original words
A# B# C#	车型代号	Model numbers	STD	标配	Standards
A1,A2,A3	总成序号	Item,Assy	OPT	选配	Optional
Assy	总成或组件	Assembly	KIT	作为套件提供的部件	
INC	包含	Including	AR	所需的数量。(根据需 要)	Quantity required. (As Required)
LH	左	Left hand	*	不单独出售	Not sold separately
RH	右	Right hand	@	未证实的	Unconfirmed
FR	前	Front side	MU	公制单位螺纹	metric unit screw thread
RR	后	Rear side	UU	美制单位螺纹	American unit thread
LPG-Y	单燃料	Single fuel	IU	英制单位螺纹	Imperial Units
LPG-QY	双燃料	Daul fuel			
IMPCO	IMPCO 燃料系统	IMPCO Combustion System			
ALL	全部车型	All models			

非内置式：不带侧移或带外挂式侧移的门架	Non-built-in: Without Side shifter or with Hanging outside Side shifter for Mast
内置式：内置式侧移门架	Built-in: With Built-in Side shifter for Mast
-210101：2021年1月1日及之前生产(年月日)	-210101: Manufactured not later than January 1, 2021.(Year-Month-Date)
210101-：2021年1月1日及之后生产(年月日)	210101-: Manufactured in and after January 1, 2021.(Year-Month-Date)
@210101：可能2021年1月1日及之前生产(年月日)	@210101: Probably manufactured not later than January 1, 2021.(Year-Month-Date)
210101@：可能2021年1月1日及之后生产(年月日)	210101@: Probably manufactured in and after January 1, 2021.(Year-Month-Date)

# 目 录 CONTENTS

第一部分	传动系统	PART I	DRIVING SYSTEM.....	1-A
第二部分	转向系统	PART II	STEERING SYSTEM.....	2-A
第三部分	动力系统	PART III	POWER SYSTEM.....	3-A
第四部分	车身系统	PART IV	BODY SYSTEM.....	4-A
第五部分	操纵系统	PART V	CONTROLLING SYSTEM .....	5-A
第六部分	液压系统	PART VI	HYDRAULIC SYSTEM .....	6-A
第七部分	电气系统	PART VII	ELECTRICAL SYSTEM .....	7-A
第八部分	起升组件	PART VIII	LIFTING SYSTEM .....	8-A
第九部分	驾驶室	PART IX	CAB SYSTEM .....	9-A

# 第一部分 传动系统目录

## Part I Driving system contents

A#CPCD15/18-XW97C-RT4    B#CPCD15/18-XW97E-RT2    C#CPCD15/18-XW33C-RT4    D#CPCD15/18-XW33E-RT2    E#CPCD15/18-XG98C-RT4  
 F#CPCD15/18-XG98E-RT2

序号 Item	名称 Description	适用车型 Serial No.	页码 Page
图 1 Fig. 1	传动系统 Driving system	A#C#E#	1-0
图 1-1 Fig. 1-1	传动系统 Driving system	B#D#F#	1-2
图 2 Fig. 2	前轮（单轮） Front wheel（Single tyre）	全部车型 All models of truck	1-4
图 3 Fig. 3	变速箱安装总成 Mounting gp-transmission	全部车型 All models of truck	1-6
图 4 Fig. 4	冷却油管总成 Cooling oil pipe assembly	A#B#	1-8
图 4-1 Fig. 4-1	冷却油管总成 Cooling oil pipe assembly	C#D#E#F#	1-10
图 5 Fig. 5	驱动桥总成 Drive axle assembly	全部车型 All models of truck	1-12
图 6 Fig. 6	桥壳总成 Axle housing assembly	全部车型 All models of truck	1-14
图 7 Fig. 7	主减总成 Main and reducing assembly	全部车型 All models of truck	1-16
图 8 Fig. 8	轮边减速器总成 Wheel reducer assembly	全部车型 All models of truck	1-18

序号 Item	名称 Description	适用车型 Serial No.	页码 Page
图 9 Fig. 9	湿式制动器总成 Wet brake assembly	全部车型 All models of truck	1-20
图 10 Fig. 10	变速箱 1 Transmission 1	全部车型 All models of truck	1-22
图 11 Fig. 11	变速箱 2 Transmission 2	全部车型 All models of truck	1-25
图 12 Fig. 12	二、三档离合器 Second and third speed clutch	全部车型 All models of truck	1-28
图 13 Fig. 13	二、三档传动轴 Second and third gear transmission shaft	全部车型 All models of truck	1-30
图 14 Fig. 14	一档倒档离合器 First and reverse clutch	全部车型 All models of truck	1-32
图 15 Fig. 15	一档倒档传动轴 First and reverse gear transmission shaft	全部车型 All models of truck	1-34
图 16 Fig. 16	脱桥离合器 Off axle clutch	A#C#E#	1-36
图 17 Fig. 17	传动箱 Transmission box	A#C#E#	1-38



图 1 传动系统  
Fig.1 Driving system

A#CPCD15/18-XW97C-RT4 C#CPCD15/18-XW33C-RT4 E#CPCD15/18-XG98C-RT4

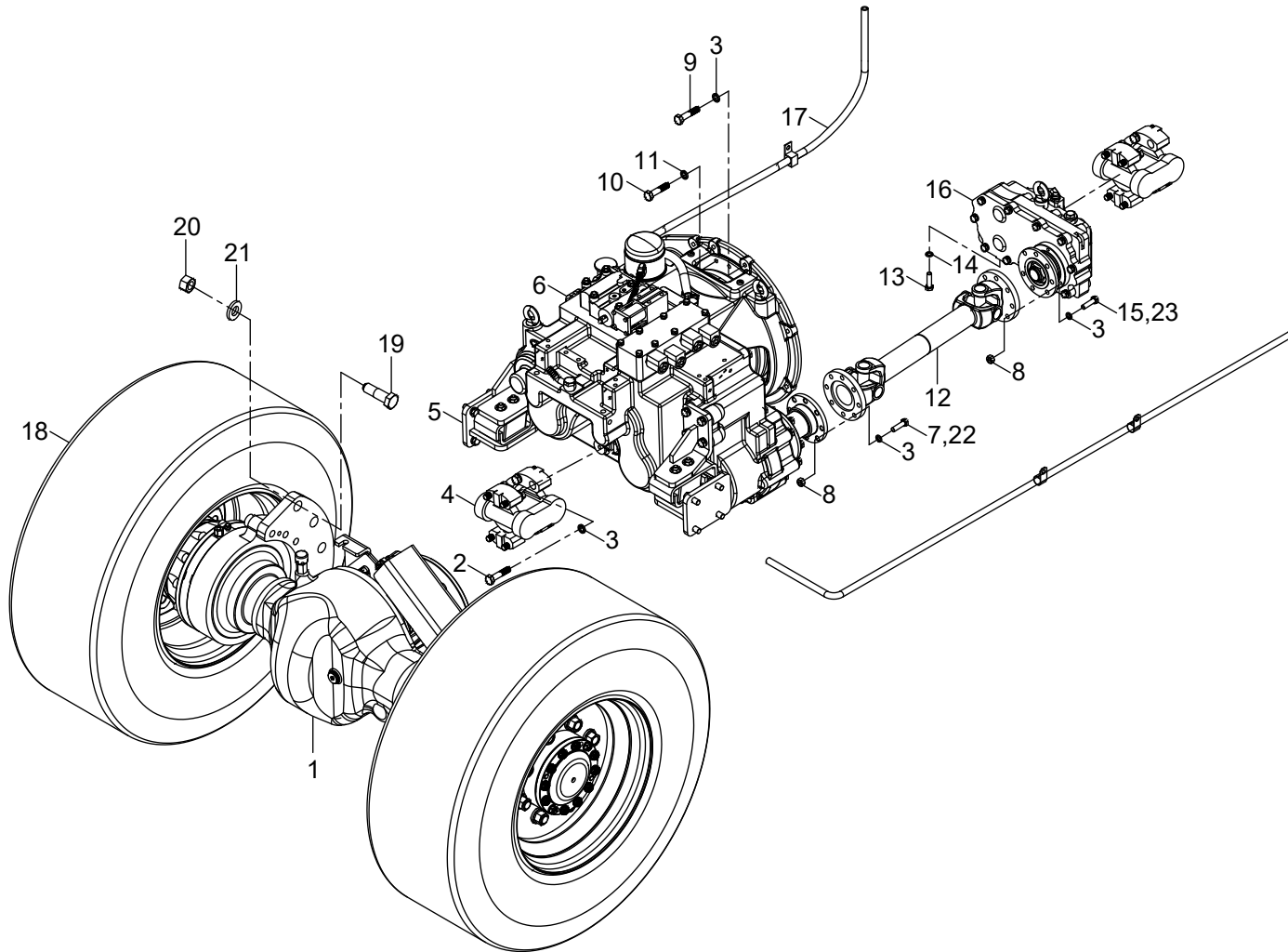


图 1/Fig.1 传动系统/Driving system

序号 Item	物料码 Part No.	名称	Description	数量 Qty	日期 Date	备注或适用车型 Remarks or Serial No.
1	RTC180-110000-000	驱动桥总成	Drive axle assembly	1		
2	G005785-010050-00	螺栓 M10×1.25×50	Bolt M10×1.25×50	16		
3	G000093-000010-00	垫圈 10	Washer 10	40		
4	R561-130000-000	翼形联轴器总成	Wing coupling assembly	2		
5	RTC180-160000-000	变速箱安装总成	Mounting gp-transmission	1		
6	RTC180-120000-G00	液力变速箱总成	Hydraulic transmission assy	1		
7	G005785-010040-00	螺栓 M10×1.25×40	Bolt M10×1.25×40	6		
8	G006171-000010-01	螺母 M10×1.25	Nut M10×1.25	12	@221103	
8	G006171-000010-01	螺母 M10×1.25	Nut M10×1.25	16	221103@	
9	G005786-010040-00	螺栓 M10×1.25×40	Bolt M10×1.25×40	8		
10	G005783-008020-00	螺栓 M8×20	Bolt M8×20	12		
11	G000093-000008-00	垫圈 8	Washer 8	12		
12	RTC180-100100-G00	后传动轴总成	Rear drive shaft assembly	1		
13	G005783-012040-00	螺栓 M12×40	Bolt M12×40	6	@221103	
13	G005783-012035-00	螺栓 M12×35	Bolt M12×35	6	221103@	
14	G000093-000012-00	垫圈 12	Washer 12	6		
15	G005785-010035-00	螺栓 M10×1.25×35	Bolt M10×1.25×35	6	@221103	
15	G005785-010040-00	螺栓 M10×1.25×40	Bolt M10×1.25×40	6	221103@	
16	RTC180-170000-G00	过渡箱	Transition box	1		
17	RTC180-140000-000	冷却油管总成	Cooling oil pipe assembly	1		A#
17	RTC181-140000-000	冷却油管总成	Cooling oil pipe assembly	1		C##E#
18	RTE250-150000-000	轮胎总成	Tire assembly	2		
19	G000027-024080-01	螺栓 M24×80	Bolt M24×80	8		
20	G006170-000024-01	螺母 M24	Nut M24	8		
21	G007244-000024-00	垫圈 24	Washer 24	8		
22	G005785-010030-00	螺栓 M10×1.25×30	Bolt M10×1.25×30	2	@221103	
22	G005785-010040-00	螺栓 M10×1.25×40	Bolt M10×1.25×40	2	221103@	
23	G005785-010020-00	螺栓 M10×1.25×20	Bolt M10×1.25×20	2	@221103	
23	G005785-010040-00	螺栓 M10×1.25×40	Bolt M10×1.25×40	2	221103@	

图 1-1 传动系统  
Fig.1-1 Driving system

B#CPCD15/18-XW97E-RT2 D#CPCD15/18-XW33E-RT2 F#CPCD15/18-XG98E-RT2

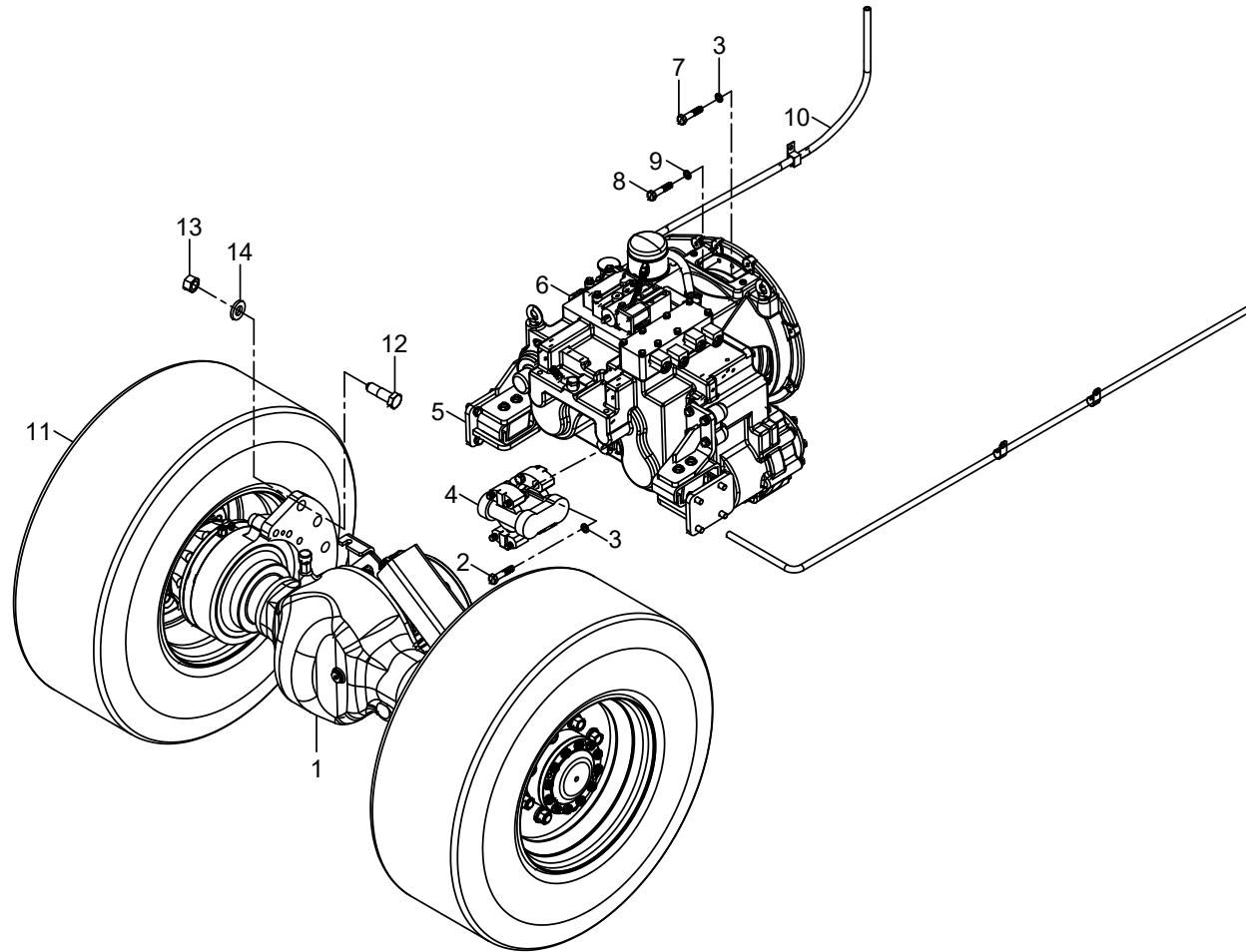


图 1-1/ Fig.1-1 传动系统/Driving system

序号 Item	物料码 Part No.	名称	Description	数量 Qty	日期 Date	备注或适用车型 Remarks or Serial No.
1	RTC180-110000-000	驱动桥总成	Drive axle assembly	1		
2	G005785-010050-00	螺栓 M10×1.25×50	Bolt M10×1.25×50	16		
3	G000093-000010-00	垫圈 10	Washer 10	24		
4	R561-130000-000	翼形联轴器总成	Wing coupling assembly	1		
5	RTC180-160000-000	变速箱安装总成	Mounting gp-transmission	1		
6	RTE180-120000-G00	液力变速箱总成	Hydraulic transmission assy	1		
7	G005786-010040-00	螺栓 M10×1.25×40	Bolt M10×1.25×40	8		
8	G005783-008020-00	螺栓 M8×20	Bolt M8×20	12		
9	G000093-000008-00	垫圈 8	Washer 8	12		
10	RTC180-140000-000	冷却油管总成	Cooling oil pipe assembly	1		B#
10	RTC181-140000-000	冷却油管总成	Cooling oil pipe assembly	1		D##F#
11	RTE250-150000-000	轮胎总成	Tire assembly	2		
12	G000027-024080-01	螺栓 M24×80	Bolt M24×80	8		
13	G006170-000024-01	螺母 M24	Nut M24	8		
14	G007244-000024-00	垫圈 24	Washer 24	8		

图2 前轮（单轮）  
Fig.2 Front wheel (Single tyre)

全部车型  
All models of truck



图 2/Fig.2 前轮 (单轮) /Front wheel (Single tyre)

序号 Item	物料码 Part No.	名称	Description	数量 Qty	日期 Date	备注或适用车型 Remarks or Serial No.
A1	RTE250-150000-000	前轮总成(单轮)	Front wheel assy	2		包含 INC: 1-2
1	RTE250-151000-G00	轮辋 9.75×16.5	Rim	1		
2	RTE250-152000-W00	真空轮胎 12-16.5-14PR	Vacuum tire 12-16.5-14PR	1		

图3 变速箱安装总成  
Fig.3 Mounting gp-transmission

全部车型  
All models of truck

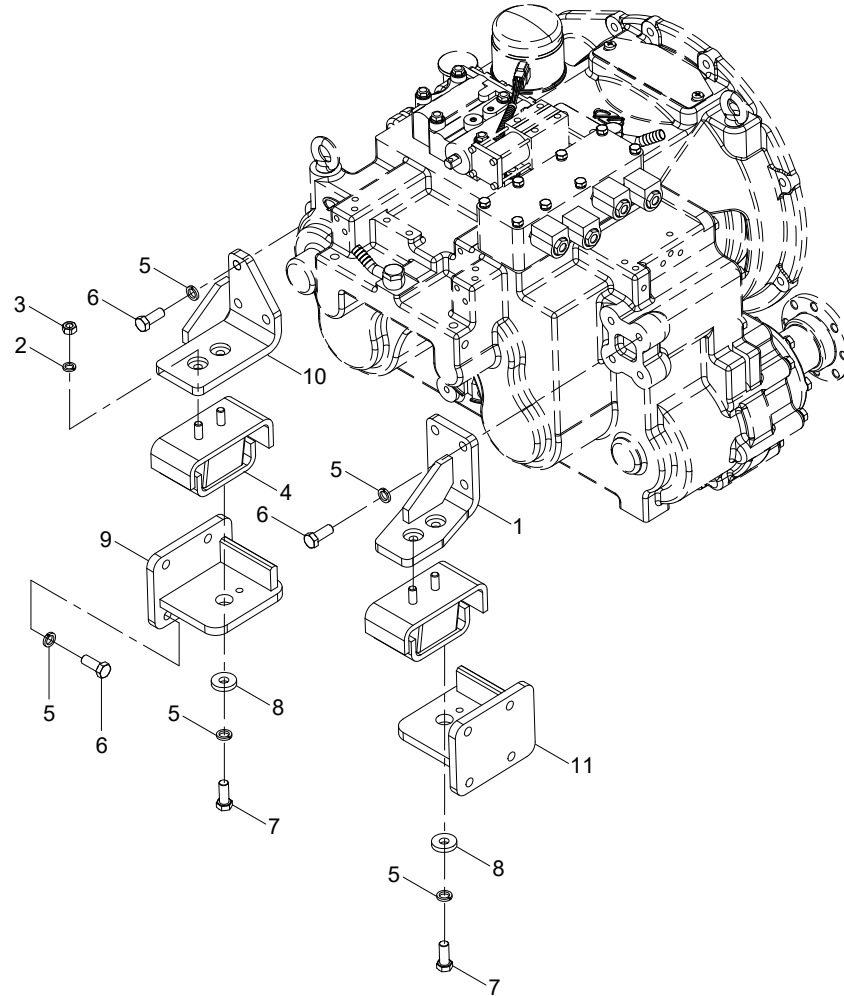


图 3/Fig.3 变速箱安装总成/Mounting gp-transmission

序号 Item	物料码 Part No.	名称	Description	数量 Qty	日期 Date	备注或适用车型 Remarks or Serial No.
1	RTC180-160100-000	左支架	Left bracket	1		
2	G000093-000010-00	垫圈 10	Washer 10	4		
3	G006171-000010-01	螺母 M10×1.25	Nut M10×1.25	4		
4	GR501-355000-000	缓冲垫	Cushion	2		
5	G000093-000012-00	垫圈 12	Washer 12	18		
6	G005783-012030-00	螺栓 M12×30	Bolt M12×30	16		
7	G005786-012030-00	螺栓 M12×1.25×30	Bolt M12×1.25×30	2		
8	50DH-300001	垫片	Shim	2		
9	X1000-100100-000	双变左支座	Left support	1		
10	RTC180-160200-000	右支架	Right bracket	1		
11	RTC180-160400-000	右支座	Right support	1		

图 4 冷却油管总成  
Fig.4 Cooling oil pipe assembly

A#CPCD15/18-XW97C-RT4 B#CPCD15/18-XW97E-RT2

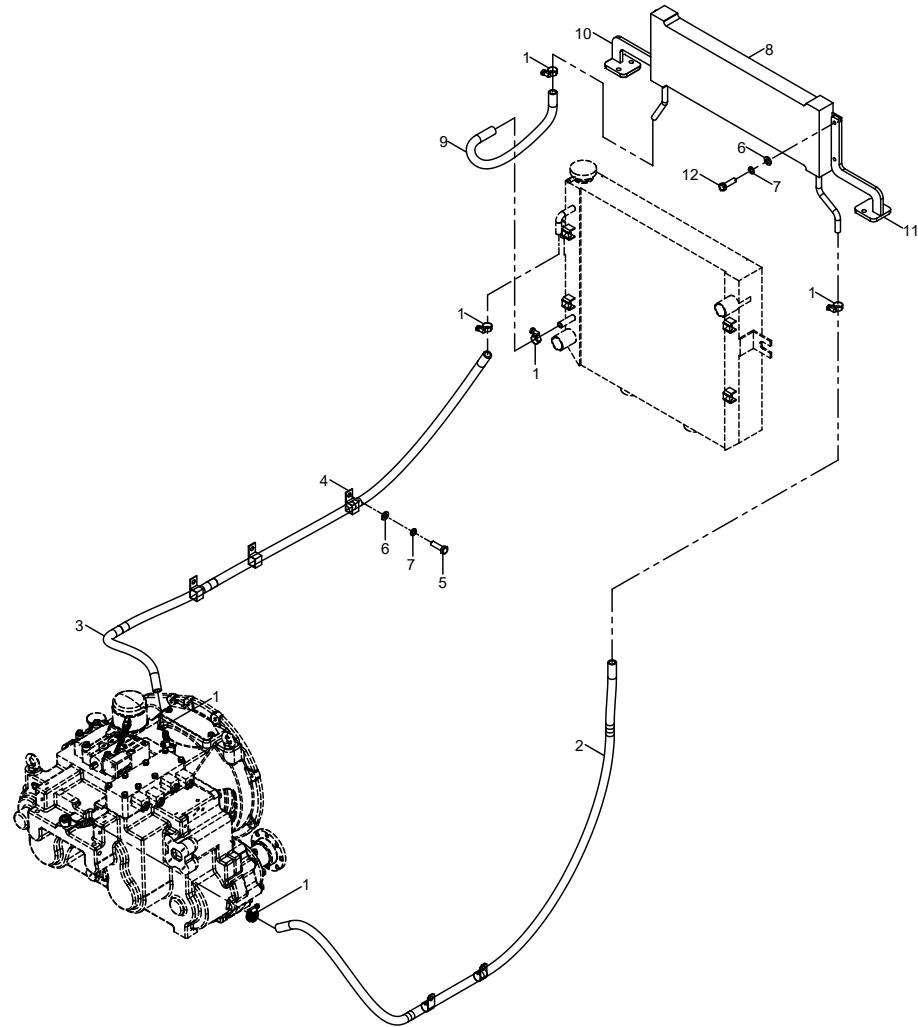


图 4/Fig.4 冷却油管总成/Cooling oil pipe assy

序号 Item	物料码 Part No.	名称	Description	数量 Qty	日期 Date	备注或适用车型 Remarks or Serial No.
A1	RTC180-140000-000	冷却油管总成	Oil cooling pipe assy	1		
1	Q675-25-G00	蜗杆传动式软管环箍 25	Clamp 25	6		
2	RTC180-140001-000	低压胶管	Rubber pipe	1		
3	RTC180-140002-000	低压胶管	Rubber pipe	1		
4	R450-600003-000	抱箍	Clamp	5		
5	G005783-008012-00	螺栓 M8×12	Bolt M8×12	5		
6	G000093-000008-00	垫圈 8	Washer 8	5		
7	G0097P1-000008-00	垫圈 8	Washer 8	5		
8	RTC180-140004-000	独立油散	Independent radiator	1		
9	RTC180-140003-000	低压胶管	Rubber pipe	1		
10	RTC180-140010-000	独立油散左支架	Left bracket	1		
11	RTC180-140020-000	独立油散右支架	Right bracket	1		
12	G005783-008016-00	螺栓 M8×16	Bolt M8×16	4		

图 4-1 冷却油管总成  
Fig.4-1 Cooling oil pipe assembly

C#CPCD15/18-XW33C-RT4 D#CPCD15/18-XW33E-RT2 E#CPCD15/18-XG98C-RT4  
F#CPCD15/18-XG98E-RT2

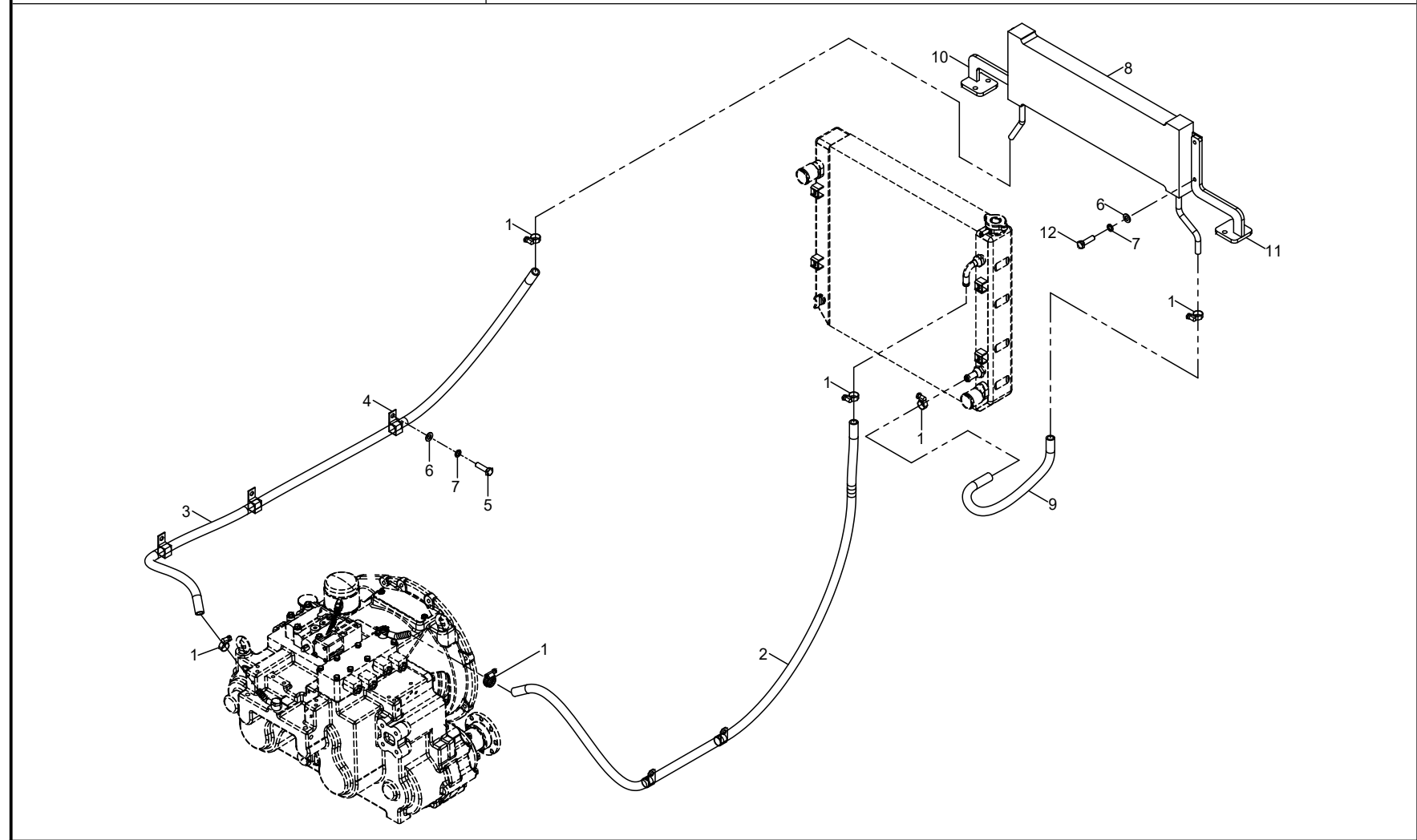


图 4/Fig.4 冷却油管总成/Cooling oil pipe assy

序号 Item	物料码 Part No.	名称	Description	数量 Qty	日期 Date	备注或适用车型 Remarks or Serial No.
A1	RTC181-140000-000	冷却油管总成	Oil cooling pipe assy	1		
1	Q675-25-G00	蜗杆传动式软管环箍 25	Clamp 25	6		
2	RTC180-140001-000	低压胶管	Rubber pipe	1		
3	RTC180-140002-000	低压胶管	Rubber pipe	1		
4	R450-600003-000	抱箍	Clamp	5		
5	G005783-008012-00	螺栓 M8×12	Bolt M8×12	5		
6	G000093-000008-00	垫圈 8	Washer 8	5		
7	G0097P1-000008-00	垫圈 8	Washer 8	5		
8	RTC180-140004-000	独立油散	Independent radiator	1		
9	RTC180-140003-000	低压胶管	Rubber pipe	1		
10	RTC180-140010-000	独立油散左支架	Left bracket	1		
11	RTC180-140020-000	独立油散右支架	Right bracket	1		
12	G005783-008016-00	螺栓 M8×16	Bolt M8×16	4		

图5 驱动桥总成  
Fig.5 Drive axle assembly

全部车型  
All models of truck

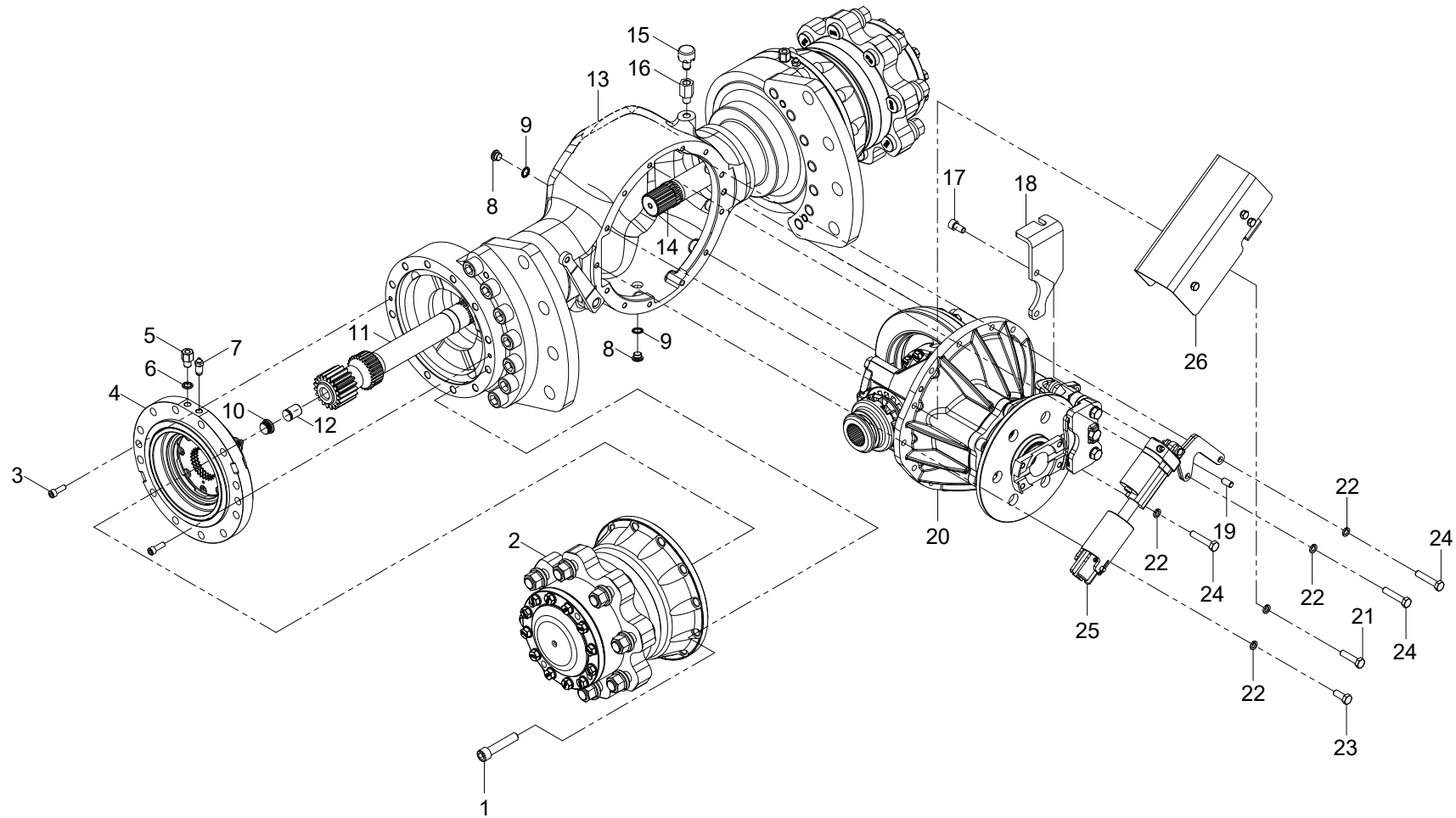


图 5/Fig.5 驱动桥总成/Drive axle assy

序号 Item	物料码 Part No.	名称	Description	数量 Qty	日期 Date	备注或适用车型 Remarks or Serial No.
1	GT070P1-014070-01	螺钉 M14×1.5×70	Screw M14×1.5×70	24		
2	RTC180-113000-000	轮边减速器总成	Wheel reducer assembly	2		See Fig.8
3	GT070P1-008025-01	螺钉 M8×25	Screw M8×25	4		
4	RTC350-114000-000	湿式制动器总成	Wet brake assembly	2		See Fig.9
5	AHP352-110016-000	放气嘴 M12×1.25	Vent nozzle M12×1.25	2		
6	J000982-000012-00	垫圈 12	Washer 12	2		
7	AHP352-110055-000	进油螺塞座 M10×1	Oil inlet plug seat M10×1	2		
8	J001001-0201P5-00	螺塞 M20×1.5	Screw plug M20×1.5	2		
9	J000982-000020-00	垫圈 20	Washer 20	2		
10	GR1001-113201-000	限位块	Limit block	2		
11	RTC180-110002-000	长半轴	Long half axis	1		
12	GR1001-113044-000	调整支柱	Adjusting strut	2		
13	RTC180-111000-000	桥壳总成	Axle housing assembly	1		See Fig.6
14	RTC180-110001-000	短半轴	Short half axis	1		
15	X700-111003-000	放气塞座	Vent plug seat	1		
16	XB450-115000-000	呼吸器	Respirator	1		
17	GT070P1-010020-01	螺钉 M10×20	Screw M10×20	2		
18	X2F301-110036-000	手制动拉线支架	Hand brake cable bracket	1		
19	G000119-010020-00	圆柱销 10×20	Cylindrical pin 10×20	1		
20	RTC180-112000-000	主减速器总成	Final drive assembly	1		See Fig.7
21	G005783-010040-01	螺栓 M10×40	Bolt M10×40	9		
22	G000093-000010-00	垫圈 10	Washer 10	14		
23	G005783-010025-00	螺栓 M10×25	Bolt M10×25	1		
24	G005783-010050-00	螺栓 M10×50	Bolt M10×50	3		
25	RTC180-115000-000	电动推杆总成	Electric push rod assembly	1		
26	RTC180-118000-000	护罩总成	Guard GP	1		

图 6 桥壳总成  
Fig.6 Axle housing assembly

全部车型  
All models of truck

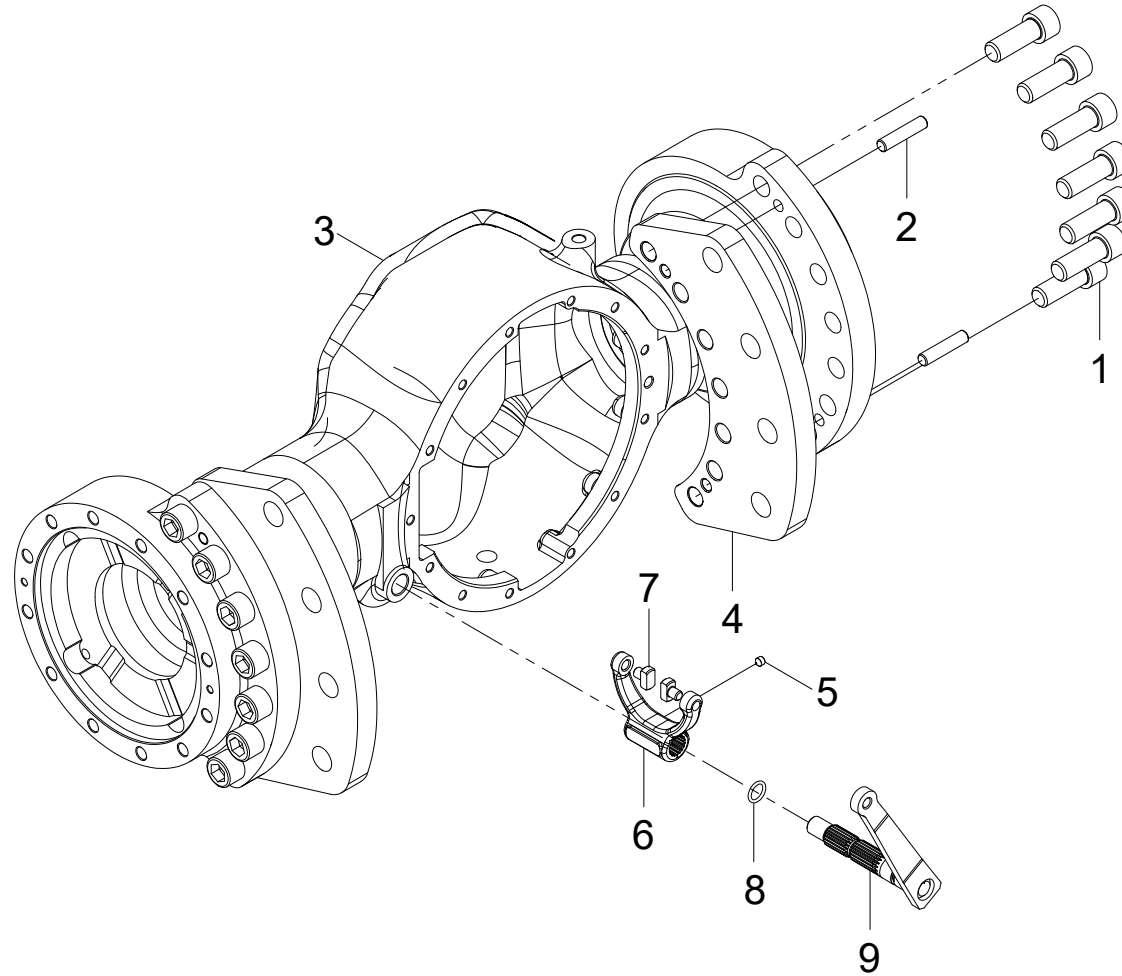


图 6/Fig.6 桥壳总成/Axle housing assembly

序号 Item	物料码 Part No.	名称	Description	数量 Qty	日期 Date	备注或适用车型 Remarks or Serial No.
1	GT070P1-020055-01	螺钉 M20×1.5×55	Screw M20×1.5×55	14		
2	G000119-012055-04	圆柱销 12×55	Cylindrical pin 12×55	4		
3	RTC180-111001-000	桥壳	axle housing	1		
4	RTC180-111002-000	右支撑板	Right support plate	2		
A1	RTC180-110010-000	差速锁拨叉总成	Differential lock fork assy	1		包含 INC: 5-9
5	G000078-008008-02	螺钉 M8×8	Screw M8×8	1		
6	RTC350-111011-000	拨叉	Shift fork	1		
7	RTC350-111014-000	拨叉活动块	Shift fork movable block	2		
8	G3452P1-00152P65-00	O形密封圈 15×2.65	O-ring seal 15×2.65	1		
9	RTC350-111015-000	差速锁杆总成	Lever gp-differential lock	1		

图7 主减总成

Fig.7 Main and reducing assembly

全部车型  
All models of truck

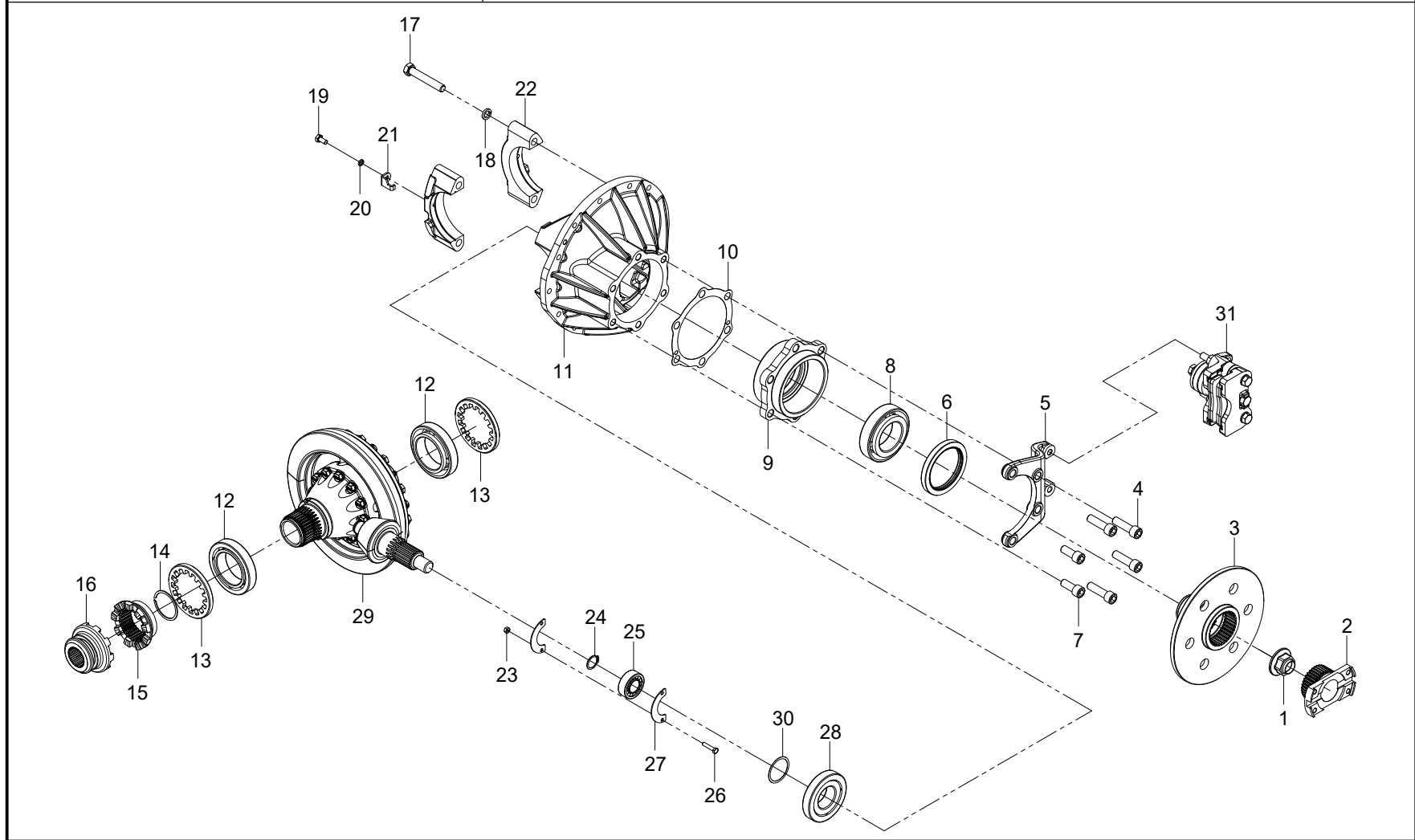


图 7/Fig.7 主减总成/Main and reducing assembly

序号 Item	物料码 Part No.	名称	Description	数量 Qty	日期 Date	备注或适用车型 Remarks or Serial No.
1	XB452-112011-600	法兰面六角螺母 M24×2	Nut M24×2	1		
2	RTF350-112002-000	输入法兰轴	Input flange shaft	1		
3	RTF350-112005-000	手制动盘	Handbrake disc	1		
4	GT070P1-014050-01	螺钉 M14×1.5×50	Screw M14×1.5×50	4		
5	X2F301-112005-000	支架	Bracket	1		
6	G9877P1-085011012-01	油封 FB85×110×12	Oil seal FB85×110×12	1		
7	GT070P1-014035-01	螺钉 M14×1.5×35	Screw M14×1.5×35	2		
8	GT00297-0032212-00	轴承 32212	Bearing 32212	1		
9	RTF350-112007-000	016-轴承座	016 - Bearing seat	1		
10	XB452-112008-600	调整垫片	Adjusting shim	20		
11	RTF350-112001-000	主减速器壳	Main Reducer Housing	1		
12	RTC350-112030-W00	单列圆锥滚子轴承	Bearing	2		
13	HF130B-2402015	减速器调整螺母	Reducer adjusting nut	2		
14	RTC350-112024-000	轴用压扁钢丝挡圈 58	Retainer 58	1		
15	RTF350-112022-000	固定啮合套	Fixed engagement sleeve	1		
16	RTF350-112023-000	滑动啮合套	Sliding engagement sleeve	1		
17	HF130b-2402018	轴承盖螺栓	Bearing cover bolts	4		
18	G000093-000014-00	垫圈 14	Washer 14	4		
19	G005783-008016-00	螺栓 M8×16	Bolt M8×16	2		
20	G000093-000008-00	垫圈 8	Washer 8	2		
21	xp142016	锁片	Lock sheet	2		
22	HF130b-2402017	减速器轴承盖	Reducer bearing cover	2		
23	G006170-000006-00	螺母 M6	Nut M6	2		
24	G0894P1-000025-00	轴用弹性挡圈-A 型 25	Retainer	1		
25	CG532505UEY	圆柱滚子轴承	Cylindrical roller bearing	1		
26	G005783-006030-00	螺栓 M6×30	Bolt M6×30	2		
27	XB452-112016-600	挡片	Shield	2		
28	GT00297-0031309-00	轴承 31309	Bearing 31309	1		
29	RTF350-112100-000	主传动与差速器总成	Main drive and differential assy	1		
30	XP142017	调整垫片	Adjusting shim	1		
31	X2F301-115000-000	手制动钳	Handbrake caliper	1		

图 8 轮边减速器总成  
Fig.8 Wheel reducer assembly

全部车型  
All models of truck

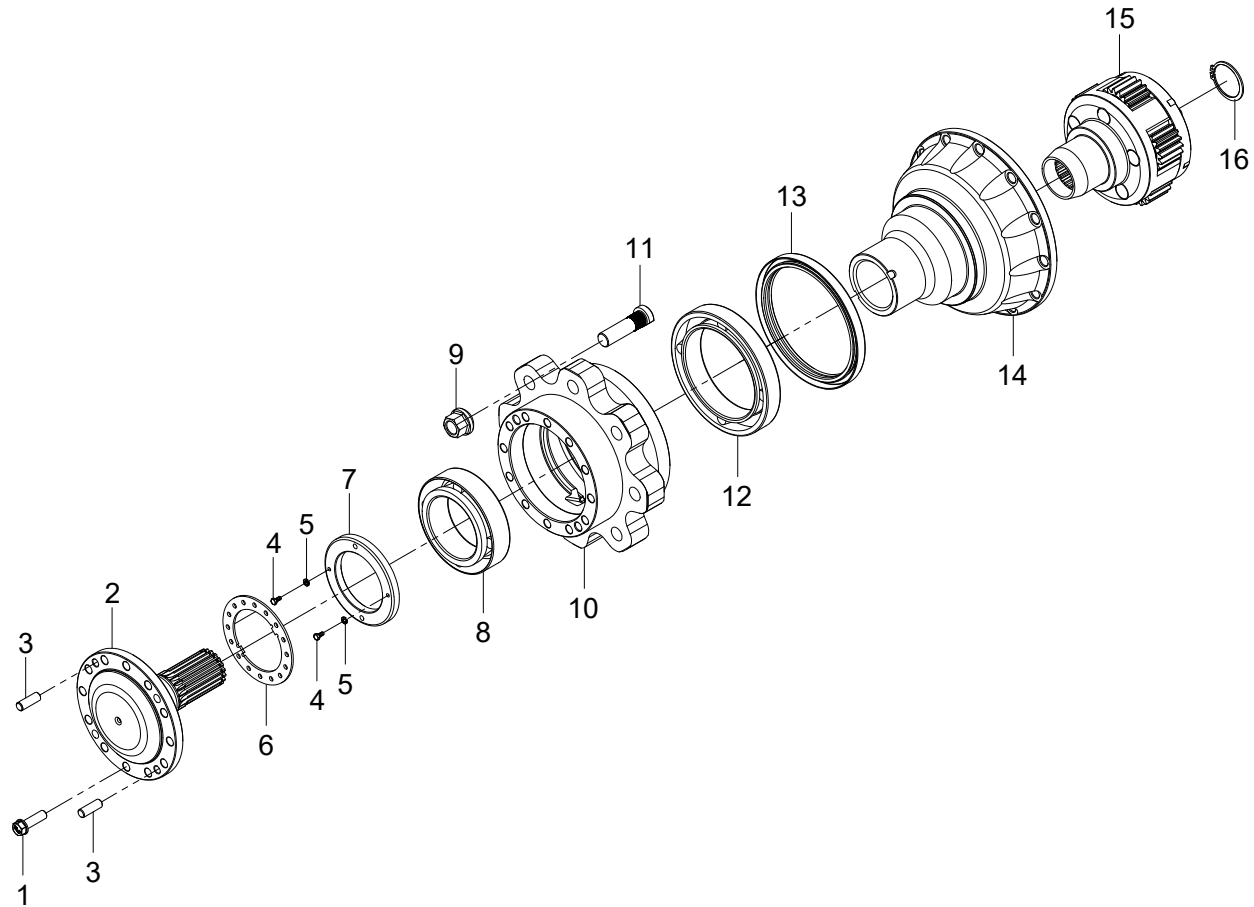


图 8/Fig.8 轮边减速器总成/Wheel reducer assembly

序号 Item	物料码 Part No.	名称	Description	数量 Qty	日期 Date	备注或适用车型 Remarks or Serial No.
1	A300-110006-000	半轴螺栓	Halfshaft bolt	12		
2	RTC180-113007-000	外半轴	Outer Halfshaft	1		
3	G000119-012035-04	圆柱销 12×35	Cylindrical pin 12×35	2		
4	G005783-006012-00	螺栓 M6×12	Bolt M6×12	2		
5	G000093-000006-00	垫圈 6	Washer 6	2		
6	XB452-113009-600	锁紧片	Locking plate	1		
7	XB452-113008-600	锁紧螺母 M90×2	Lock nut M90×2	1		
8	GT00297-0033018-00	轴承 33018	Bearing 33018	1		
9	N163-110015-000	轮毂螺母	hub nut	8		
10	RTC180-113006-000	轮毂	Hub	1		
11	XB452-113007-600	轮毂螺栓 M20×1.5×72	Hub bolt M20×1.5×72	8		
12	GT00297-0032926-00	轴承 32926	Bearing 32926	1		
13	G9877P1-160019015-01	油封 FB160×190×15	Oil seal FB160×190×15	1		
14	RTC180-113003-000	支撑壳体	Supporting shell	1		
15	RTC180-113100-001	行星架组件	Planetary carrier assembly	1		
16	G0894P1-000052-00	挡圈 52	Baffle ring 52	1		

图9 湿式制动器总成  
Fig.9 Wet brake assembly

全部车型  
All models of truck

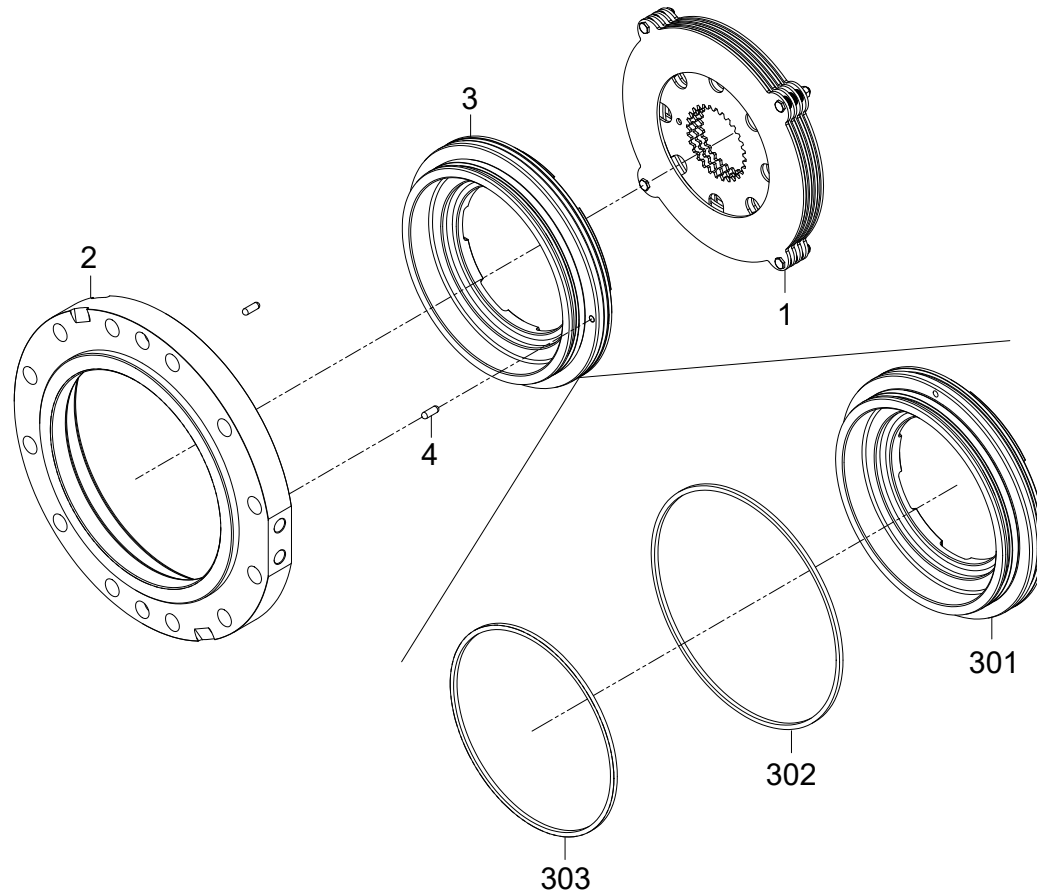


图 9/Fig.9 湿式制动器总成/Wet brake assembly

序号 Item	物料码 Part No.	名称	Description	数量 Qty	日期 Date	备注或适用车型 Remarks or Serial No.
1	RTC350-114200-000	摩擦片与制动片总成	Friction pad and brake pad assy	1		
2	XRBN468-114001-000	缸体	Cylinder block	1		
3	XRBN468-114100-000	活塞总成	Piston assembly	1		
301	XRBN468-114101-000	活塞	Piston	1		
302	XRBN468-114103-000	矩形密封圈 187.52×3.53×3.53	sealing ring 187.52×3.53×3.53	1		
303	XRBN468-114102-000	矩形密封圈 161.97×3.53×3.53	sealing ring 161.97×3.53×3.53	1		
4	GB/R309-2000	滚针 5×15.8	Needle roller 5×15.8	2		

图 10 变速箱 1  
Fig.10 Transmission 1

全部车型  
All models of truck

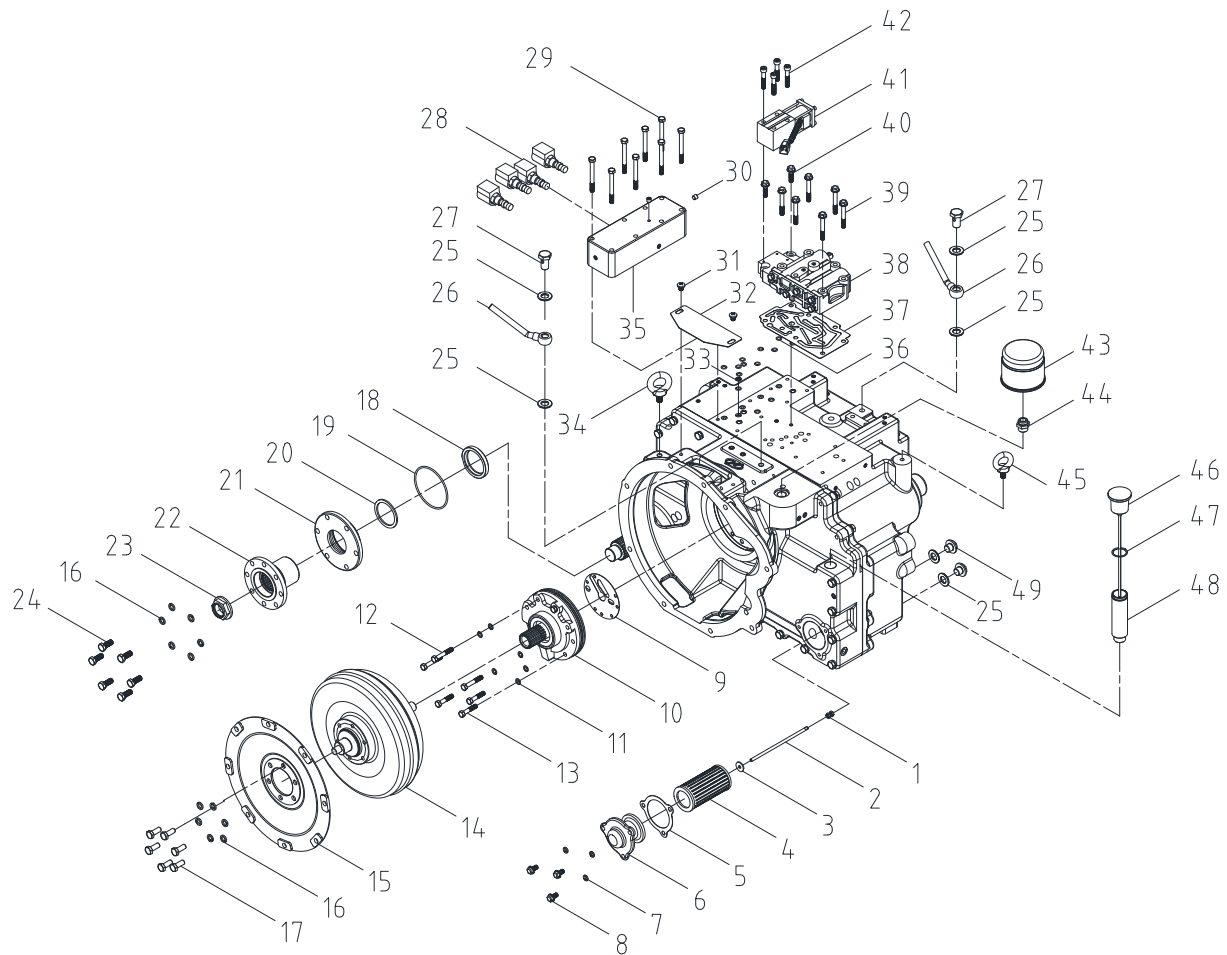


图 10/Fig.10 变速箱 1/Transmission 1

序号 Item	物料码 Part No.	名称	Description	数量 Qty	日期 Date	备注或适用车型 Remarks or Serial No.
1	GB/T6170-M6	螺母 M6	Nut M6	2		
2	SDT30-01007	双头螺柱	Double-screw bolt	1		
3	GB/T5287-6	平垫片 6	Washer 6	1		
4	Y30H-01102	滤网组件	Filter screen	1		
5	SDT30-01005	粗滤器衬垫	Gasket	1		
6	SDT30-01004	粗滤器壳	The coarse filter shell	1		
7	GB/T93-8	弹簧垫圈 8	Washer 8	17		
8	GB/T5789-M8×16	螺栓 M8×16	Bolt M8×16	3		
9	SDT30-05003	供油泵衬垫	Gasket	1		
10	SDT30-05000	供油泵总成	Oil supply pump assy	1		
11	Y30H-07007	螺栓衬垫	Gasket	2		
12	GB/T5782-M8×50	螺栓 M8×50	Bolt M8×50	1		
13	GB/T5782-M8×40	螺栓 M8×40	Bolt M8×40	1		
14	SDT30-06100-1	变矩器	Torque converter assy	2		
15	Y30H-06200-5	输入板组件	Input board assy	1		
16	GB/T93-10	弹簧垫圈 10	Washer 10	29		
17	GB/T5786-M10×1.25×15	螺栓 M10×1.25×15	Bolt M10×1.25×15	6		
18	TC55×72×9	油封 55×72×9	Oil seal 55×72×9	1		A#C#E#
19	GB/T1235-100×3.1	O 型圈 100×3.1	O-ring 100×3.1	1		
20	FSDT35-07013	传动箱毛毡	Transmission case felt	1		A#C#E#
21	4F20-01004	脱桥端盖	End cover	1		A#C#E#
21	4F20-01004-1	脱桥端盖	End cover	1		B#D#F#
22	4F35-08002	后输出法兰	Rear output flange	1		A#C#E#
23	FSDT35-06004	防松螺母	Jam nut	1		A#C#E#
24	GB/T5783-M10×25	螺栓 M10×25	Bolt M10×25	6		
25	JB/T982-77	组合垫圈 16	Combined washer 16	6		
26	SDT30-01019-1	冷却输出管组件	Cooling output tube assy	2		
27	SDT30-01018	铰接螺栓	Articulated bolt	2		
28	SV08-33-V-12-DL	2 位 3 通插装式电磁阀	Solenoid valve	4		
29	GB/T5782-M8×80	螺栓 M8×80	Bolt M8×80	8		
30	JB/ZQ4446-Rc1/8	螺塞 Rc1/8	Plug RC1 / 8	4		
31	GB/T818-M8×10	螺钉 M8×10	Screw M8×10	2		
32	SDT30-01024	变矩器壳盖	Torque converter housing cover	1		
33	Y30H-07020	滤网	Filter screen	1		
34	GB/T825-M12	吊环螺钉 M12	Screw M12	1		

图 10/ Fig.10 变速箱 1/ Transmission 1

序号 Item	物料码 Part No.	名称	Description	数量 Qty	日期 Date	备注或适用车型 Remarks or Serial No.
35	4F35-01004	配流板	Port plate	1		
36	GB/T5783-8.75×1.8	O 型圈 8.75×1.8	O-ring 8.75×1.8	12		
37	SDT30-07015	电液控制阀衬垫	Gasket of electro-hydraulic control valve	1		
38	SDT30-07200	电液控制阀体	Electro hydraulic control valve body	1		
39	GB/T5789-M8×60	螺栓 M8×60	Bolt M8×60	6		
40	GB/T5789-M8×30	螺栓 M8×30	Bolt M8×30	2		
41	Y30H-07300	电磁阀	Solenoid valve	1		
42	GB/T70.1-M5×45	螺钉 M5×45	Screw M5×45	4		
43	Y30H-07010	滤清器 (II)	Filter (II)	1		
44	Y30H-07002	管接头	Pipe joint	1		
45	GB/T825-M10	吊环螺钉 M10	Screw M10	1		
46	Y30H-01007F	加油口盖	Filler cap	1		
47	GB/T3452.1-30×1.8	O 型圈 30×1.8	O-ring 30×1.8	1		
48	SDT30-01016-1	油尺座	Dipstick base	1		
49	Y30H-01011	放油螺塞	Oil drain plug	2		

图 11 变速箱 2  
Fig.11 Transmission 2

全部车型  
All models of truck

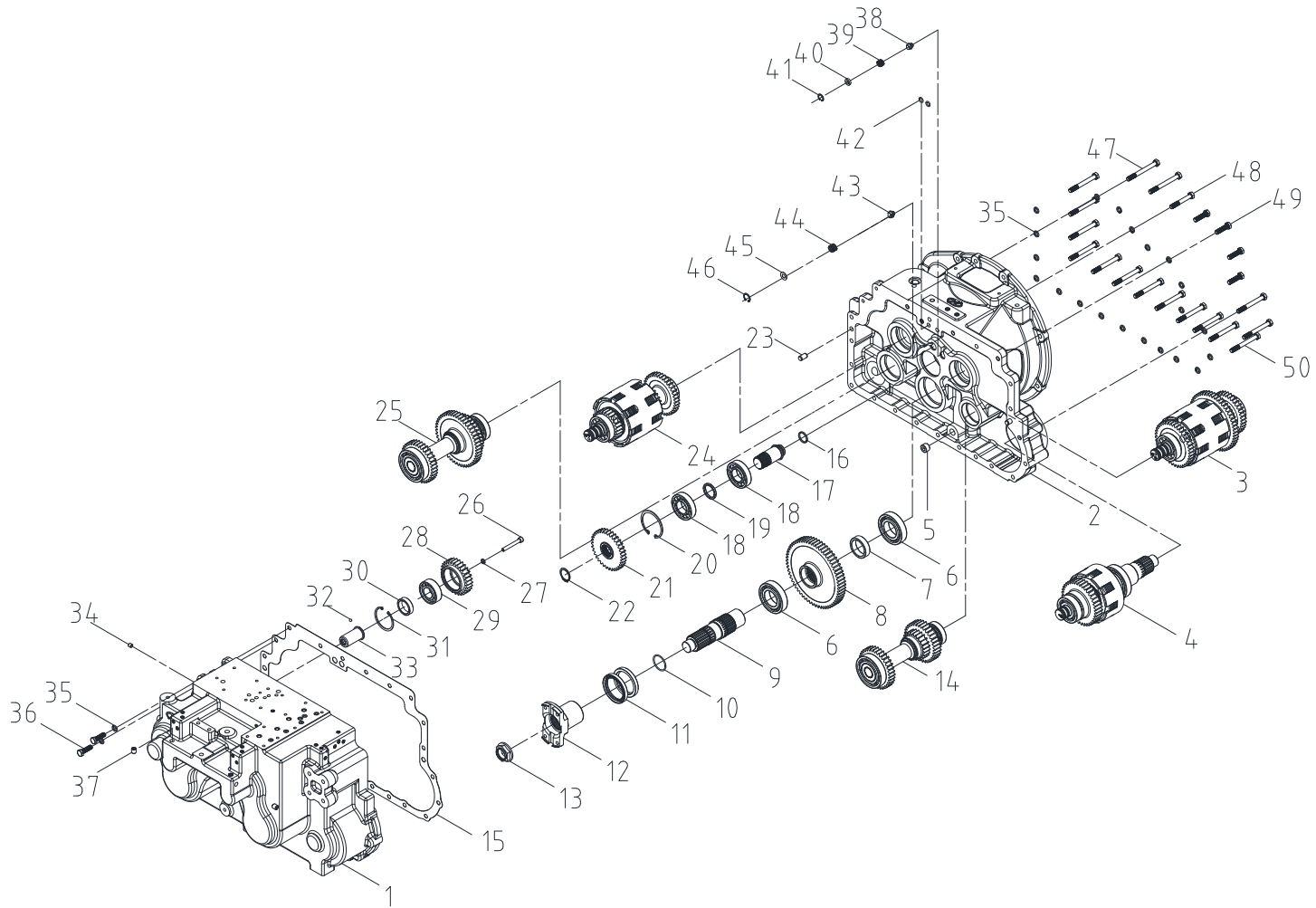


图 11/ Fig.11 变速箱 2/Transmission 2

序号 Item	物料码 Part No.	名称	Description	数量 Qty	日期 Date	备注或适用车型 Remarks or Serial No.
1	4F20-01001	箱体	Box	1		
2	4F20-01002	变矩器壳	Torque converter housing	1		
3	4F20-03000	一档倒档离合器总成	1st and reverse clutch assy	1		
4	4F20-08000	脱桥轴离合器总成	Off axle shaft clutch assy	1		A#C#E#
5	JB/ZQ4446-Rc1/2	螺塞 Rc1/2	Plug RC1 / 2	4		
6	GB/T276-6209/P5/C3	深沟球轴承 6209/P5/C3	Bearing 6209 / P5 / C3	2		
7	4F20-07004	隔套	Spacer	1		
8	4F20-07002	输出齿轮	Output gear	1		
9	4F20-07001	前输出轴	Front output shaft	1		
10	GB/T3452.1-40×2.65	O 型圈 40×2.65	O-ring 40×2.65	1		
11	60×80×10	油封 60×80×10	Oil seal 60×80×10	2		
12	4F20-07003	前输出法兰	Front output flange	1		
13	FSDT35-06004	防松螺母	Jam nut	1		
14	4F20-06000	一档倒档传动轴总成	1st and reverse transmission shaft assy	1		
15	4F20-01003	变矩器壳衬垫	Torque converter housing gasket	1		
16	Y30H-02009	密封环 A	Seal ring A	1		
17	4F20-02001	输入轴	Input shaft	1		
18	GB/T283-NJ206E/P5/C0	圆柱滚子轴承 NJ206E/P5/C0	Bearing NJ206E/P5/C0	2		
19	4F20-02003	输入轴衬套	Input shaft bushing	1		
20	GB/T893.1-72	孔用弹性挡圈 72	Retaining ring 72	1		
21	4F20-02002	输入齿轮	Input gear	1		
22	GB/T894.1-32	轴用弹性挡圈 32	Retaining ring 32	1		
23	GB/T119.1-12×20	圆柱销 12×20	Cylindrical pin 12×20	2		
24	4F20-04000	二档三档离合器总成	Second and third clutch assy	1		
25	4F20-05000	二档三档传动轴总成	Second and third gear transmission shaft assy	1		
26	GB/T70.1-M8×60	螺栓 M8×60	Bolt M8×60	1		
27	GB/T93-8	弹簧垫圈 8	Spring washer 8	17		
28	4F20-01006	惰轮	Idler gear	1		A#C#E#
28	4F20-10002	惰轮	Idler gear	1		B#D#F#
29	GB/T283-NUP2206E/P5/C0	圆柱滚子轴承 NUP2206E/P5/C0	Bearing NUP2206E/P5/C0	1		
30	4F20-01007	隔套	Spacer	1		A#C#E#
30	4F20-10003	隔套	Spacer	1		B#D#F#
31	GB/T893.1-62	孔用弹性挡圈 62	Retaining ring 62	1		
32	GB/T283-6.35G200b	钢球 6.35G200b	Steel ball 6.35G200b	1		
33	4F20-01005	惰轮轴	Idler shaft	1		A#C#E#



图 12 二、三档离合器

Fig.12 Second and third speed clutch

全部车型  
All models of truck

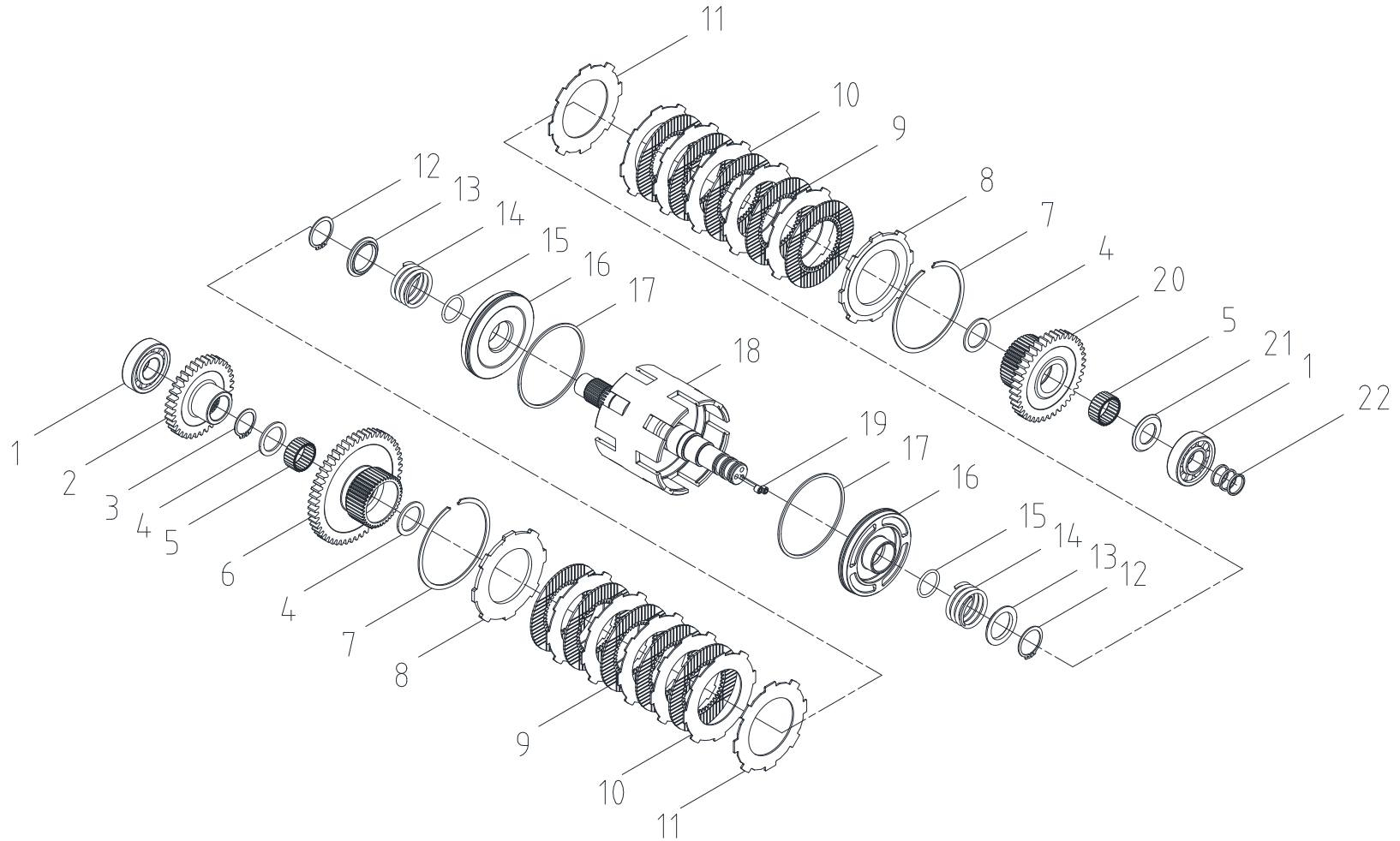


图 12/Fig.12 二、三档离合器/Second and third speed clutch

序号 Item	物料码 Part No.	名称	Description	数量 Qty	日期 Date	备注或适用车型 Remarks or Serial No.
1	GB/T283-NJ306E/P5/C0	圆柱滚子轴承 NJ306E/P5/C0	Bearing NJ306E/P5/C0	2		
2	4F20-03003	传动齿轮	Transmission gear	1		
3	GB/T894.1-35	轴用弹性挡圈 35	Retaining ring 35	1		
4	Y30H-02005	止推环(A)	Thrust ring (A)	3		
5	JB/T7918-K35×42×20	滚针轴承 K35×42×20	Bearing K35×42×20	2		
6	4F20-04002	前三档齿轮	Front third gear	1		
7	Y30H-02011A	卡环	Snap ring	2		
8	Y30H-02012	端板	End plat	2		
9	Y30H-02007	摩擦片	The friction plate	10		
10	Y30H-02008	隔片	Septum	10		
11	Y30H-02013	蝶形弹簧	Butterfly spring	2		
12	GB/T894.1-40	轴用弹性挡圈 40	Retaining ring 40	2		
13	Y30H-02004	弹簧座	Spring seat	2		
14	SDT30-02003	回程弹簧	Return spring	2		
15	GB/T1235-40×3.5	O 型圈 40×3.5	O-ring 40×3.5	2		
16	SDT30-02200	活塞总成	Piston assy	2		
17	Y30H-02010	密封环(B)	Seal ring (B)	2		
18	4F20-03100	中间轴总成	Intermediate shaft assy	2		
19	GB/T78-M8×8	螺钉 M8×8	Screw M8×8	2		
20	4F20-04001	前二档齿轮	Front 2nd gear	1		
21	Y30H-02006	止推环(B)	Thrust ring (B)	1		
22	Y30H-02009	密封环(A)	Seal ring (A)	3		

图 13 二、三档传动轴  
Fig.13 Second and third gear transmission shaft

全部车型  
All models of truck

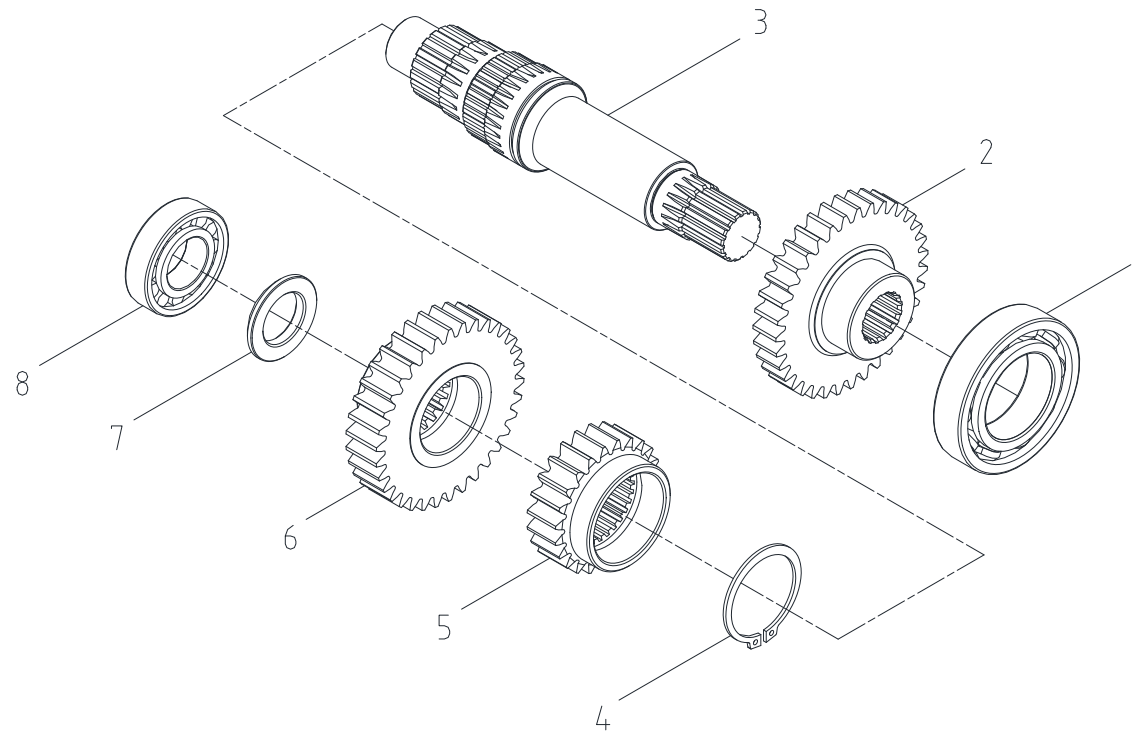


图 13/Fig.13 二、三档传动轴/Second and third gear transmission shaft

序号 Item	物料码 Part No.	名称	Description	数量 Qty	日期 Date	备注或适用车型 Remarks or Serial No.
1	GB/T276-6210/P5/C3	深沟球轴承 6210/P5/C3	Bearing 6210 / P5 / C3	1		
2	4F20-05002	前二档传动齿轮	Front 2nd transmission gear	1		
3	4F20-05001	传动轴	transmission shaft	1		
4	GB/T894.1-52	轴用弹性挡圈 52	Retaining ring 52	1		
5	4F20-05003	前三档传动齿轮	Front third gear transmission gear	1		
6	4F20-05004	传动轴输出齿轮	Drive shaft output gear	1		
7	4F20-05005	隔套	Spacer	1		
8	GB/T283-NJ206E/P5/C0	圆柱滚子轴承 NJ206E/P5/C0	Bearing NJ206E/P5/C0	1		

图 14 一档倒档离合器  
Fig.14 First and reverse clutch

全部车型  
All models of truck

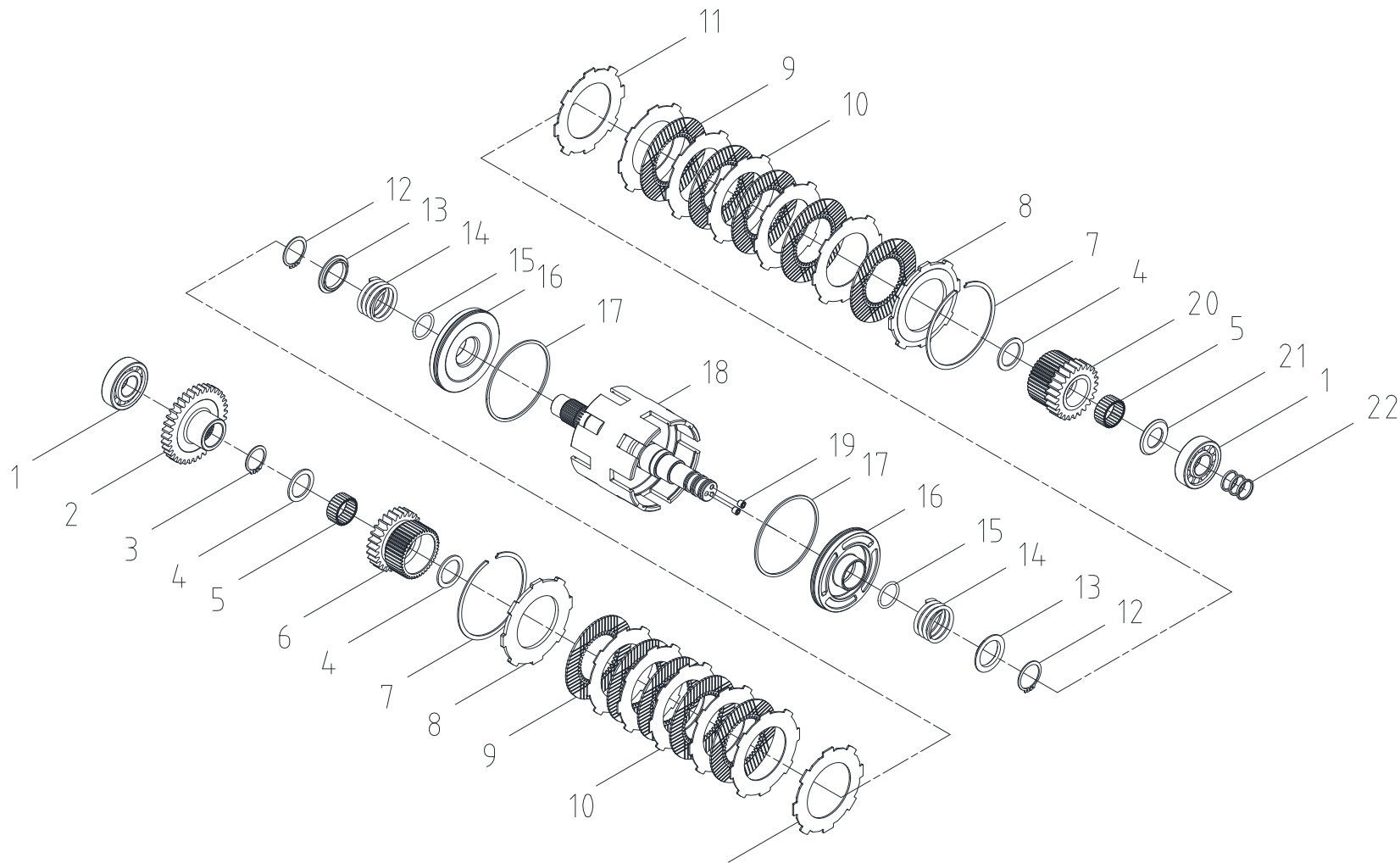


图 14/Fig.14 一档倒档离合器/First and reverse clutch

序号 Item	物料码 Part No.	名称	Description	数量 Qty	日期 Date	备注或适用车型 Remarks or Serial No.
1	GB/T283-NJ306E/P5/C0	圆柱滚子轴承 NJ306E/P5/C0	Bearing NJ306E/P5/C0	2		
2	4F20-03003	传动齿轮	Transmission gear	1		
3	GB/T894.1-35	轴用弹性挡圈 35	Retaining ring 35	1		
4	Y30H-02005	止推环(A)	Thrust ring (A)	3		
5	JB/T7918-K35×42×20	滚针轴承 K35×42×20	Bearing K35×42×20	2		
6	4F20-03001	前一档齿轮	Front 1st gear	1		
7	Y30H-02011A	卡环	Snap ring	2		
8	Y30H-02012	端板	End plat	2		
9	Y30H-02007	摩擦片	The friction plate	10		
10	Y30H-02008	隔片	Septum	10		
11	Y30H-02013	蝶形弹簧	Butterfly spring	2		
12	GB/T894.1-40	轴用弹性挡圈 40	Retaining ring 40	2		
13	Y30H-02004	弹簧座	Spring seat	2		
14	SDT30-02003	回程弹簧	Return spring	2		
15	GB/T1235-40×3.5	O 型圈 40×3.5	O-ring 40×3.5	2		
16	SDT30-02200	活塞总成	Piston assy	2		
17	Y30H-02010	密封环(B)	Seal ring (B)	2		
18	4F20-03100	中间轴总成	Intermediate shaft assy	2		
19	GB/T78-M8×8	螺钉 M8×8	Screw M8×8	2		
20	4F20-03002	倒档齿轮	Reverse gear	1		
21	Y30H-02006	止推环(B)	Thrust ring (B)	1		
22	Y30H-02009	密封环(A)	Seal ring (A)	3		

图 15 一档倒档传动轴  
Fig.15 First and reverse gear transmission shaft

全部车型  
All models of truck

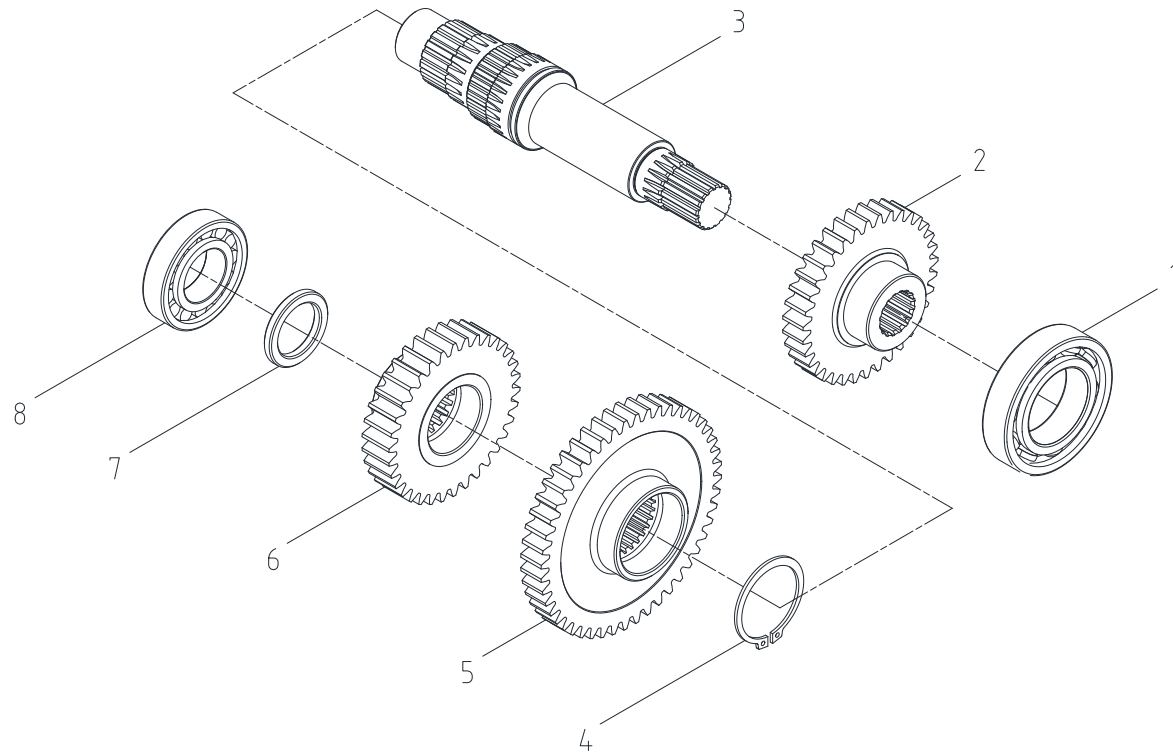


图 15/Fig.15 一档倒档传动轴/First and reverse gear transmission shaft

序号 Item	物料码 Part No.	名称	Description	数量 Qty	日期 Date	备注或适用车型 Remarks or Serial No.
1	GB/T276-6210/P5/C3	深沟球轴承 6210/P5/C3	Bearing 6210 / P5 / C3	1		
2	4F20-05002	前二档传动齿轮	Front 2nd transmission gear	1		
3	4F20-06001	传动轴	transmission shaft	1		
4	GB/T894.1-52	轴用弹性挡圈 52	Retaining ring 52	1		
5	4F20-06002	前一档传动齿轮	First gear drive gear	1		
6	4F20-05004	传动轴输出齿轮	Drive shaft output gear	1		
7	4F20-06003	隔套	Spacer	1		
8	GB/T283-NJ206E/P5/C0	圆柱滚子轴承 NJ206E/P5/C0	Bearing NJ206E/P5/C0	1		

图 16 脱桥离合器  
Fig.16 Off axle clutch

A#CPCD15/18-XW97C-RT4 C#CPCD15/18-XW33C-RT4 E#CPCD15/18-XG98C-RT4

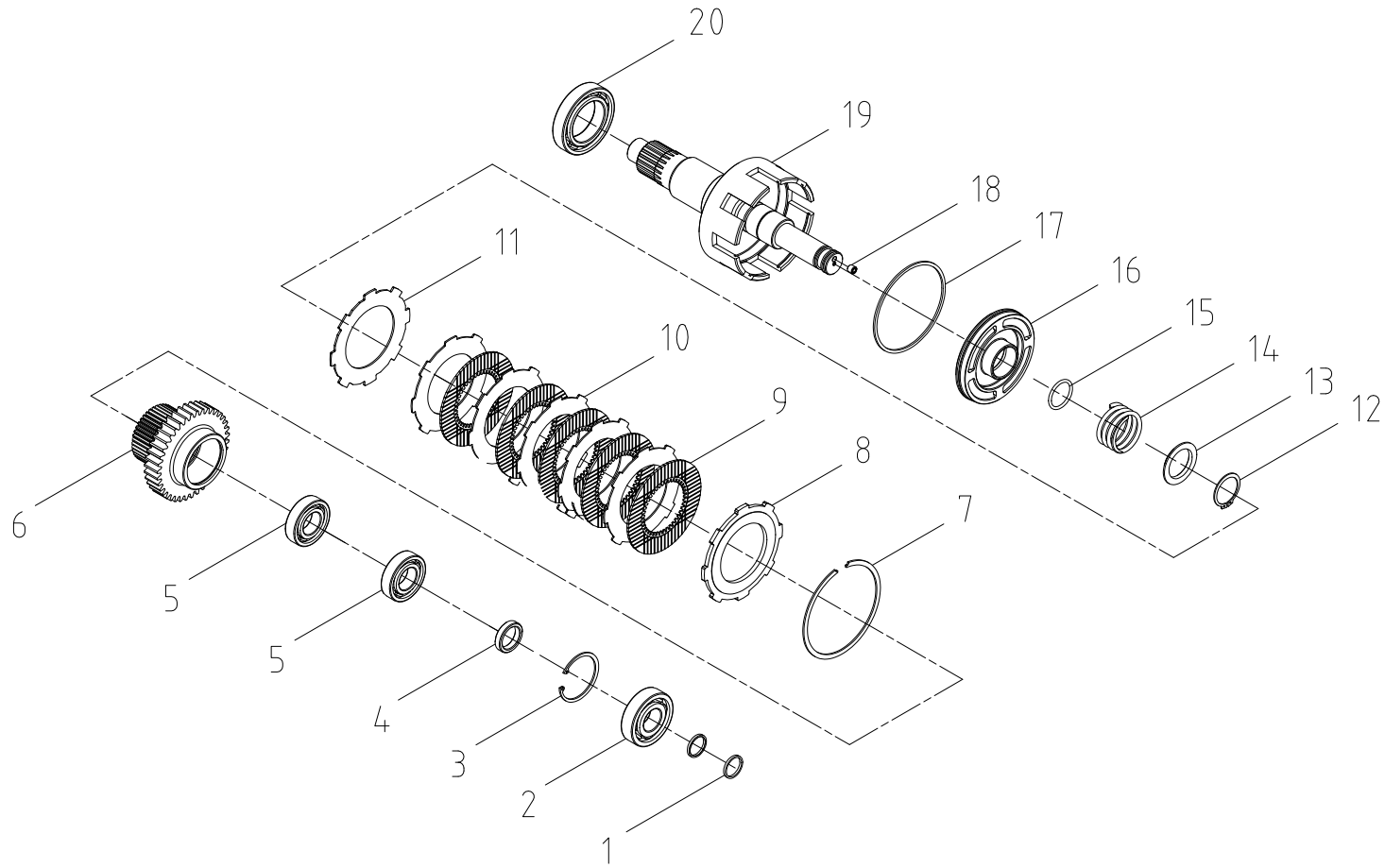


图 16/ Fig.16 脱桥离合器/Off axle clutch

序号 Item	物料码 Part No.	名称	Description	数量 Qty	日期 Date	备注或适用车型 Remarks or Serial No.
1	Y30H-02009	密封环(A)	Seal ring (a)	2		
2	GB/T276-6306/P5/C3	深沟球轴承 6306/P5/C3	Bearing 6306 / P5 / C3	1		
3	GB/T893.1-62	孔用弹性挡圈 62	Retaining ring 62	1		
4	4F20-08002	隔套	Spacer	1		
5	GB/T276-6206/P5/C3	深沟球轴承 6206/P5/C3	Bearing 6206/P5/C3	2		
6	4F20-08001	脱桥齿轮	Off bridge gear	1		
7	Y30H-02011A	卡环	Snap ring	1		
8	Y30H-02012	端板	End plate	1		
9	Y30H-02007	摩擦片	The friction plate	5		
10	Y30H-02008	隔片	Septum	5		
11	Y30H-02013	蝶形弹簧	Butterfly spring	1		
12	GB/T894.1-40	轴用弹性挡圈 40	Retaining ring 40	1		
13	Y30H-02004	弹簧座	Spring seat	1		
14	SDT30-02003	回程弹簧	Return spring	1		
15	GB/T1235-40×3.5	O 型圈 40×3.5	O-ring 40×3.5	1		
16	SDT30-02200	活塞总成	Piston assy	1		
17	Y30H-02010	密封环(B)	Seal ring (B)	1		
18	GB/T78-M8×8	螺钉 M8×8	Screw M8×8	2		
19	4F20-08100	脱桥轴总成	Off axle shaft assy	1		
20	GB/T276-6011/P5/C3	深沟球轴承 6011/P5/C3	Bearing 6011/P5/C3	1		

图 17 传动箱  
Fig.17 Transmission box

A#CPCD15/18-XW97C-RT4 C#CPCD15/18-XW33C-RT4 E#CPCD15/18-XG98C-RT4

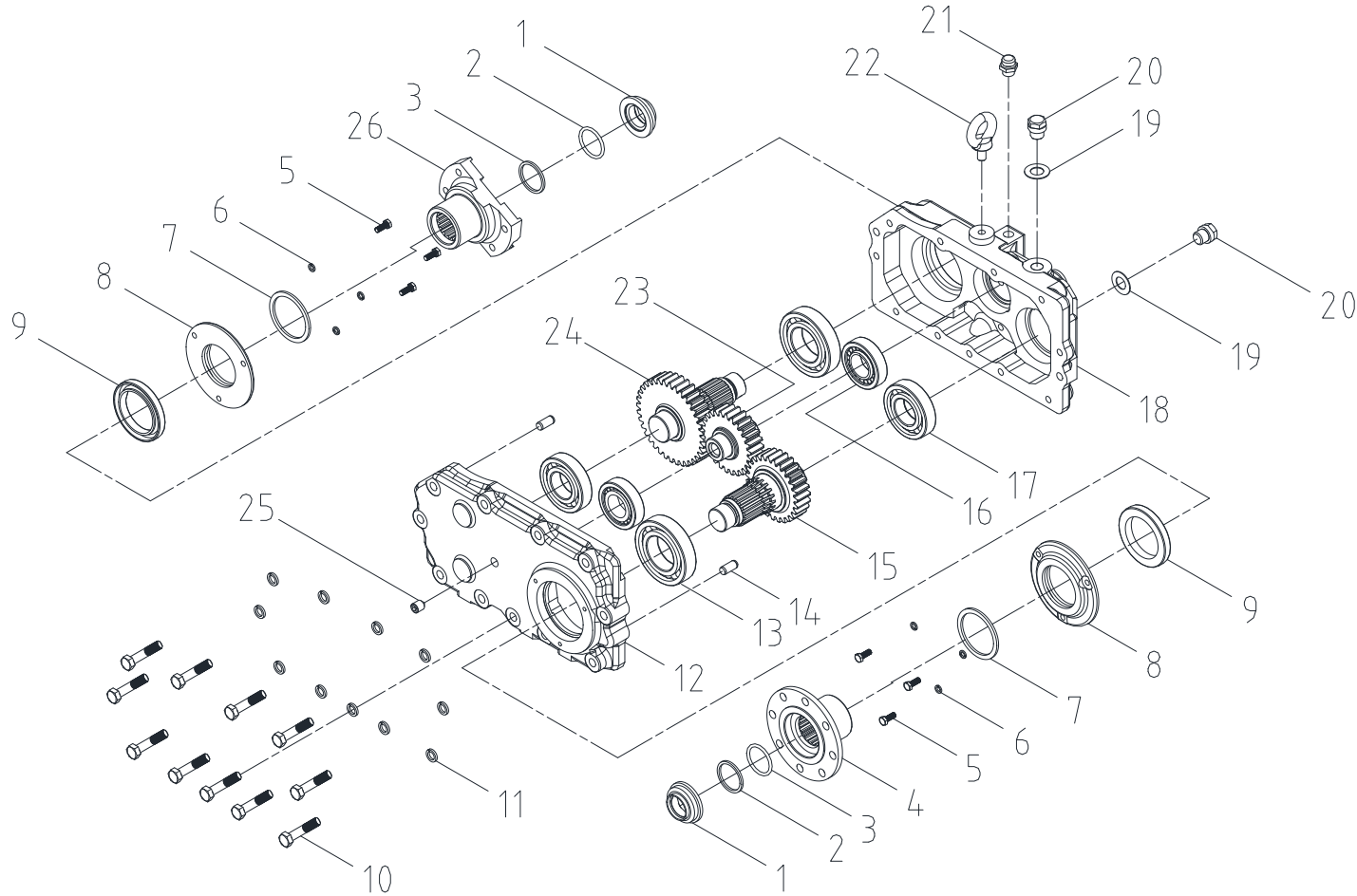


图 17/ Fig.17 传动箱/Transmission box

序号 Item	物料码 Part No.	名称	Description	数量 Qty	日期 Date	备注或适用车型 Remarks or Serial No.
1	FSDT35-06004	防松螺母	Jam nut	2		
2	GB3452.1-34.5×3.55	O 型圈 34.5×3.55	O-ring 34.5×3.55	2		
3	FSDT35-06005	垫圈	Washer	2		
4	FSDT35-06003	脱桥法兰	Off bridge flange	1		
5	GB/T5783-M6×16	螺栓 M6×16	Bolt M6×16	6		
6	GB/T93-6	弹簧垫圈 6	Spring washer 6	6		
7	FSDT35-07013	传动箱毛毡	Transmission case felt	2		
8	FSDT35-07012	传动箱端盖板	Transmission case end cover plate	2		
9	55*78*10	油封 55×78×10	Oil seal 55×78×10	1		
10	GB/T5782-M10×50	螺栓 M10×50	Bolt M10×50	11		
11	GB/T93-10	弹簧垫圈 10	Spring washer 10	11		
12	4F20-09002	传动箱箱盖	Transmission case cover	1		
13	GB/T276-6209 P6/C3	深沟球轴承 6209 P6/C3	Bearing 6209 P6/C3	2		
14	GB/T119.1-10×22	圆柱销 10×22	Cylindrical pin 10×22	2		
15	4F20-09003	传动箱输入齿轮	Gearbox input gear	1		
16	GB/T283-NJ206E/P6/C0	圆柱滚子轴承 NJ206E/P6/C0	Bearing NJ206E/P6/C0	2		
17	GB/T276-6207 P6/C3	深沟球轴承 6207 P6/C3	Bearing 6207 P6/C3	2		
18	4F20-09001	传动箱箱体	Transmission box	1		
19	JB/T982-16C	组合垫圈 16C	Combined washer 16C	2		
20	Y30H-01011	放油螺塞	Oil drain plug	2		
21	FSDT35-07014	过滤通气帽	Filter vent cap	1		
22	GB/T825-M10	吊环螺钉 M10	Screw M10	1		
23	4F20-09004	传动箱惰轮	Gearbox idler	1		
24	4F20-09005	传动箱输出齿轮	Gearbox output gear	1		
25	JB/ZQ4446-Rc1/4	螺塞 Rc1/4	Plug RC1 / 4	1		
26	4F20-09006	传动箱输出法兰	Gearbox output flange	1		



## 第二部分 转向系统目录

### Part II Steering system contents

A#CPCD15/18-XW97C-RT4    B#CPCD15/18-XW97E-RT2    C#CPCD15/18-XW33C-RT4    D#CPCD15/18-XW33E-RT2    E#CPCD15/18-XG98C-RT4  
 F#CPCD15/18-XG98E-RT2

序号 Item	名称 Description	适用车型 Serial No.	页码 Page
图 1 Fig. 1	转向装置 Steering device	全部车型 All models of truck	2-0
图 2 Fig. 2	转向管装置 Steering pipe device	全部车型 All models of truck	2-2
图 3 Fig. 3	转向桥 Steering axle	B#D#F#	2-4
图 4 Fig. 4	转向桥 Steering axle	A#C#E#	2-7
图 5 Fig. 5	主减速器总成 Main reducer assy	A#C#E#	2-9
图 6 Fig. 6	轮边总成 Wheel reducer assy	A#C#E#	2-11
图 7 Fig. 7	桥体总成 Rear bridge body assy	A#C#E#	2-13
图 8 Fig. 8	轴承座组件 Bearing pedestal assy	A#C#E#	2-15
图 9 Fig. 9	转向车轮总成 Steering wheel assy	全部车型 All models of truck	2-17
图 10 Fig. 10	转向油缸 Steering cylinder	B#D#F#	2-19





图 1 转向装置  
Fig. 1 Steering device

全部车型  
All models of truck

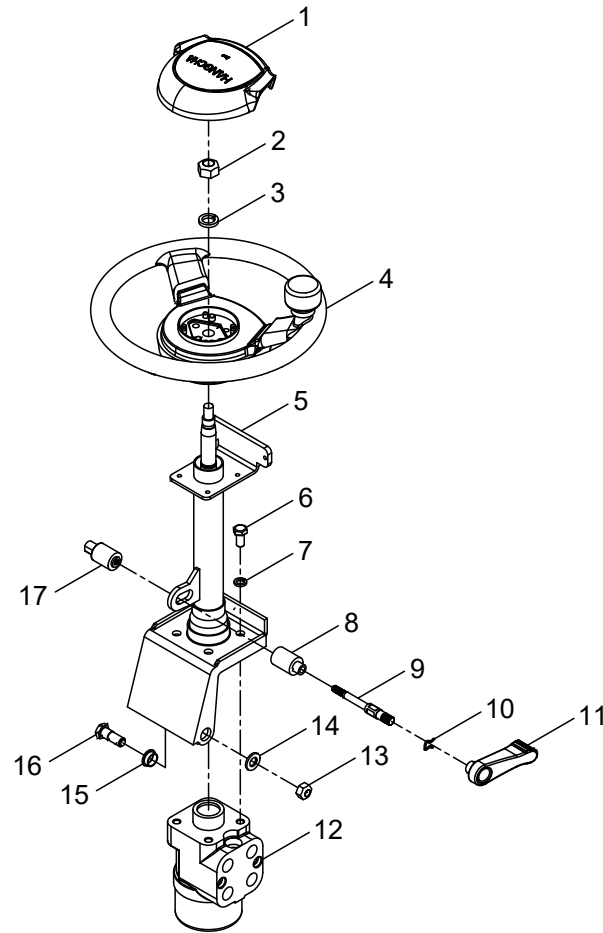


图 1/ Fig.1 转向装置/Steering device

序号 Item	物料码 Part No.	名称	Description	数量 Qty	日期 Date	备注或适用车型 Remarks or Serial No.
1	XF250-211001-W00	方向盘盖	Steering wheel cover	1		
2	2QD-210001	方向盘螺母	Steering wheel nut	1		
3	G000093-000016-00	垫圈 16	Washer 16	1		
4	X740-211100-W00	方向盘体	Steering wheel body	1		
5	X740-213000-000	转向管装置	Steering pipe device	1		
6	G005783-010020-00	螺栓 M10×20	Bolt M10×20	4		
7	G000093-000010-00	垫圈 10	Washer 10	4		
8	XF250-210001-000	锁紧轴套 I	Lock sleeve I	1		
9	XF250-210003-000	锁紧轴	Locking shaft	1		
10	XF250-210005-000	卡簧	Circlip	1		
11	XF250-213000-000	锁紧手柄	Locking handle	1		
12	XRF310-211000-000	全液压转向器	Hydraulic steering gear	1		
13	G006184-000012-00	螺母 M12	Nut M12	2		
14	G0097P1-000012-00	垫圈 12	Washer 12	2		
15	XF250-210004-000	衬套	Bushing	2		
16	XF250-210006-000	螺栓	Bolt	2		
17	XF250-210002-000	锁紧轴套 II	Lock sleeve II	1		
B	X740-211000-000	方向盘总成	Steering wheel assy	1		包含INC: 1, 4

图 2 转向管装置  
Fig. 2 Steering pipe device

全部车型  
All models of truck

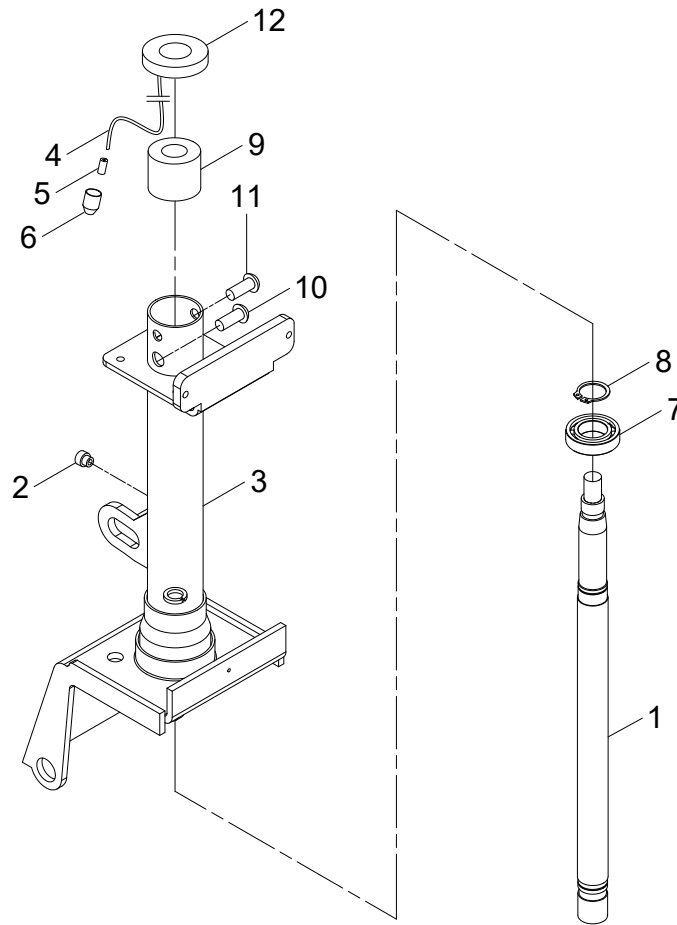


图 2/Fig.2 转向管装置/Steering pipe device

序号 Item	物料码 Part No.	名称	Description	数量 Qty	日期 Date	备注或适用车型 Remarks or Serial No.
A1	X740-213000-000	上端转向管总成	Steering pipe device assy	1		
1	X740-213001-000	转向轴	Steering shaft	1		
2	50W-423005A	护套	Sleeve	1		
3	X740-213100-000	转向管总成	Steering pipe assy	1		
4	G250-213002-W00	玻璃丝套管	Sleeve	1		
5	DJ211-4B-G00	圆柱形插头	Cannon plug	1		
6	DJ3011A-4-11-G00	单线圆柱复合插头	Plug	1		
7	GT00276-0061904-00	轴承 61904	Bearing 61904	1		
8	G0894P1-000020-00	挡圈 20	Snap ring 20	1		
9	N163-212006-000	绝缘套	Sleeve	1		
10	G000073-005008-00	螺钉 M5×8	Screw M5×8	2		
11	G000071-003008-00	螺钉 M3×8	Screw M3×8	2		
12	50W-42300A	导电圈	Conductive cover	1		

图 3 转向桥  
Fig. 3 Steering axle

B#CPCD15/18-XW97E-RT2 D#CPCD15/18-XW33E-RT2 F#CPCD15/18-XG98E-RT2

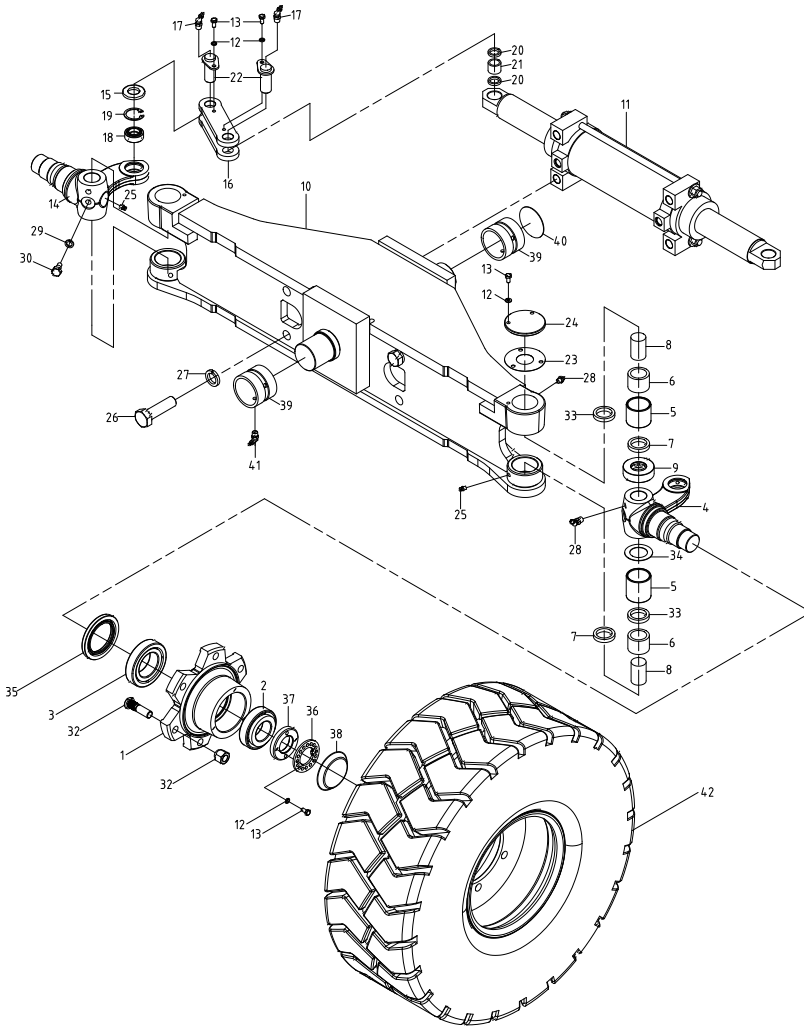


图 3/Fig.3 转向桥/Steering axle

序号 Item	物料码 Part No.	名称	Description	数量 Qty	日期 Date	备注或适用车型 Remarks or Serial No.
A1	RTE180-220000-000	转向桥	Steering axle assy	1		包含 INC:1-38
1	XF250-220016-000	转向轮毂	Steering hub	2		
2	GT00297-0302083-03	轴承 322083DC	Bearing 322083DC	2		
3	GT00297-0322103-03	轴承 322103DC	Bearing 322103DC	2		
4	RTE180-220001-000	左转向节	Left steering knuckle	1		
5	XF250-220002-000	钢套 I	Bush I	4		
6	JT07918-0304030-00	向心滚针和保持架组件 K 型 K405040	Radial needle roller and cage assemblies of K type K405040	4		
7	30DH-210009	密封胶圈	Sealing rubber ring	4		
8	XF250-220004-000	主销	Pin	2		
9	A2A300-224000-000	轴承	Bearing	2		
10	RTE180-222000-000	转向桥体	Steering axle body	1		
11	RTE180-223000-000	转向油缸	Steering cylinder	1		见图 10 See Fig.10
12	G000093-000006-00	垫圈 6	Washer 6	16		
13	G005783-006012-00	螺栓 M6×12	Bolt M6×12	16		
14	RTE180-220002-000	右转向节	Right steering knuckle	1		
15	XR310-224000-000	防尘垫圈	Washer	4		
16	RTE180-221000-000	连杆	Tie-rod bar	2		
17	Q701B45-NPT1/16-G00	油杯	Grease nipple	4		
18	G009163-2000000-03	轴承 GE20ES-2RS	Bearing GE20ES-2RS	2		
19	G0893P2-000035-00	孔用弹性挡圈-B 型 35	Snap ring 35	2		
20	XR310-220008-000	油封	Oil seal	4		
21	XF250-220010-000	钢套 II	Bush II	2		
22	XR310-222000-000	销轴	Pin shaft	4		
23	XF250-220012-000	垫板	Gasket	4		
24	XF250-220013-000	盖板	End cover	4		
25	Q701B90-NPT1/16-G00	油杯	Grease nipple	2		
26	G005786-018045-05	螺栓 M18×1.5×45	Bolt M18×1.5×45	4		
27	G000093-000018-00	垫圈 18	Washer 18	4		
28	XF250-220018-G00	直通油杯	Grease nipple	4		
29	G000093-000010-00	垫圈 10	Washer 10	2		
30	N163-220027-000	固定螺栓	Bolt	2		
31	N163-220011-000	联接螺栓	Bolt	12		
32	XF250-220015-000	锥形螺母	Nut	12		
33	XF250-220009-000	油封 II	Oil seal II	4		

图 3/Fig.3 转向桥/Steering axle

序号 Item	物料码 Part No.	名称	Description	数量 Qty	日期 Date	备注或适用车型 Remarks or Serial No.
34	N163-220012-000	调整垫片	Adjust shim	2		
35	G013871-060009008-01	油封 FB60×90×8	Oil seal FB60×90×8	2		
36	N163-220017-000	防松垫圈	Washer	2		
37	N163-220016-000	锁紧螺母	Lock nut	2		
38	XF250-220017-000	端盖	End cover	2		
39	XF250-220014-000	轴套	Axle sleeve	2		
40	N163-220020-000	调整垫片	Adjust shim	1		
41	Q701B45-NPT1/8-G00	油杯	Grease nipple	2		
42	RTE350-230000-000	轮胎总成	Tire assembly	2		见图 9 See Fig.9

图 4 转向桥  
Fig. 4 Steering axle

A#CPCD15/18-XW97C-RT4 C#CPCD15/18-XW33C-RT4 E#CPCD15/18-XG98C-RT4

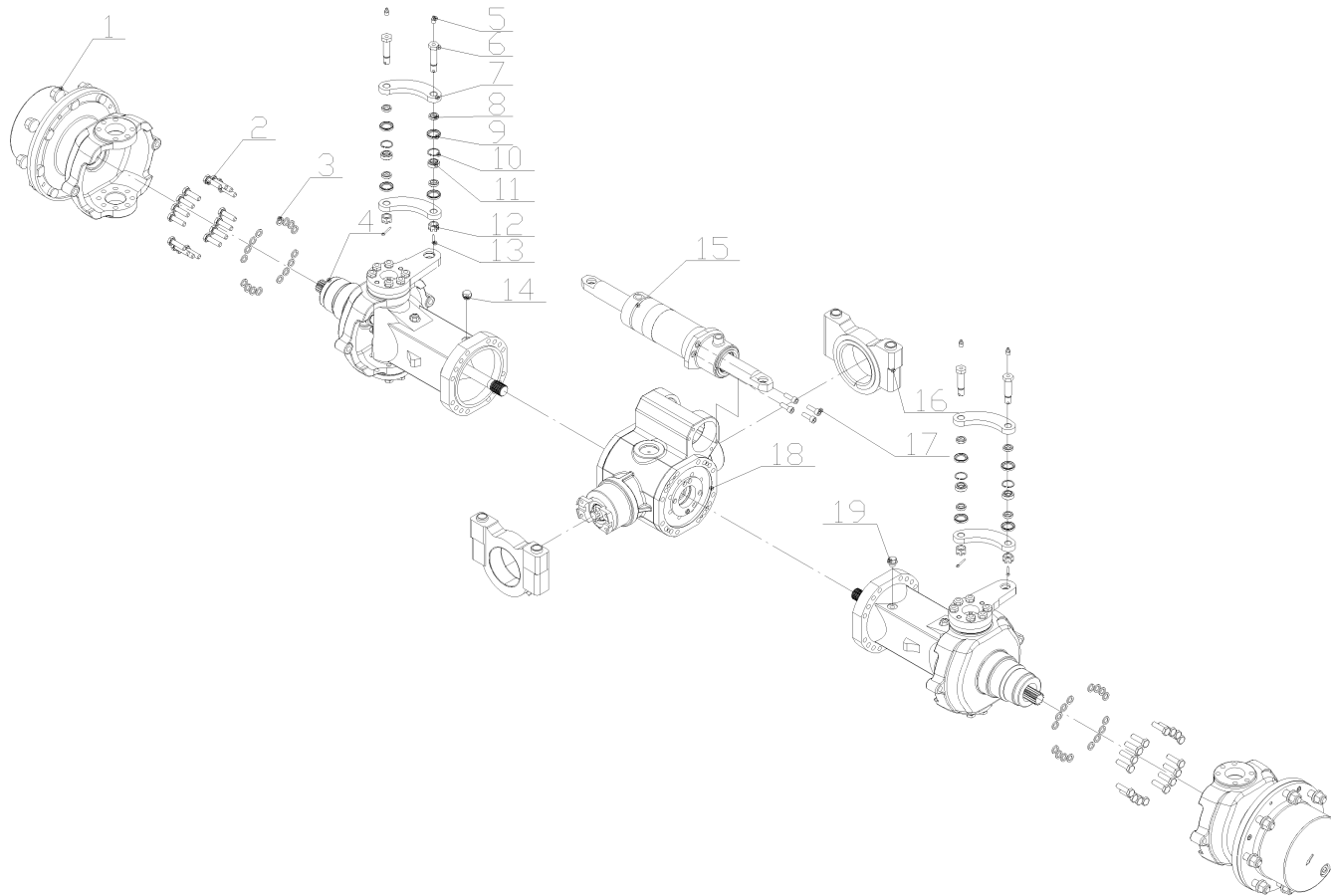


图 4/Fig.4 转向桥/Steering axle

序号 Item	物料码 Part No.	名称	Description	数量 Qty	日期 Date	备注或适用车型 Remarks or Serial No.
1	ZR10·19·2	轮边总成	Wheel reducer assy	2		见图 6 See Fig.6
2	GB/T5785-2000-M12×1.5×70	螺栓 M12×1.5×70	Bolt M12×1.5×70	32		
3	GB/T1230-1991-12	平垫 (高强度) 12	Flat pad 12	32		
4	ZR10·19·3	桥体总成	Axle body assy	2		见图 7 See Fig.7
5	JB/T 9740.1-1995-M6	油杯 M6	Grease nipple	4		
6	ZR10·19-4	销轴	Pin shaft	4		
7	ZR10·19-1	连杆	Connecting rod	4		
8	ZR10·19-2	衬套	Bushing	8		
9	ZR10·19-3	防尘圈	Dust ring	8		
10	GB/T893.2-1986-30	孔用挡圈 30	Retaining ring 30	4		
11	GB/T301.1-GE17ES-2RS	单缝外圈关节轴承 GE17ES-2RS	Bearing GE17ES-2RS	4		
12	GB/T9459-1988-M16×1.5	槽型螺母 M16×1.5	Nut M16×1.5	4		
13	GB/T 91-2000-4×28	开口销 4×28	Cotter pin 4×28	4		
14	GQQ1514-21	螺塞 M14×1.5	Screw plug M14×1.5	1		
15	ZR10·19·4	油缸总成	Cylinder assembly	1		
16	ZR10·19·5	摆动座总成	Swing seat assembly	2		
17	GB/T 70.1-2000-M10×30	螺钉 M10×30	Screw M10×30	4		
18	ZR10·19·1	主减速器总成	Main reducer assy	1		见图 5 See Fig.5
19	FYQ-19	透气塞	Vent plug	1		

图 5 主减速器总成  
Fig. 5 Main reducer assy

A#CPCD15/18-XW97C-RT4 C#CPCD15/18-XW33C-RT4 E#CPCD15/18-XG98C-RT4

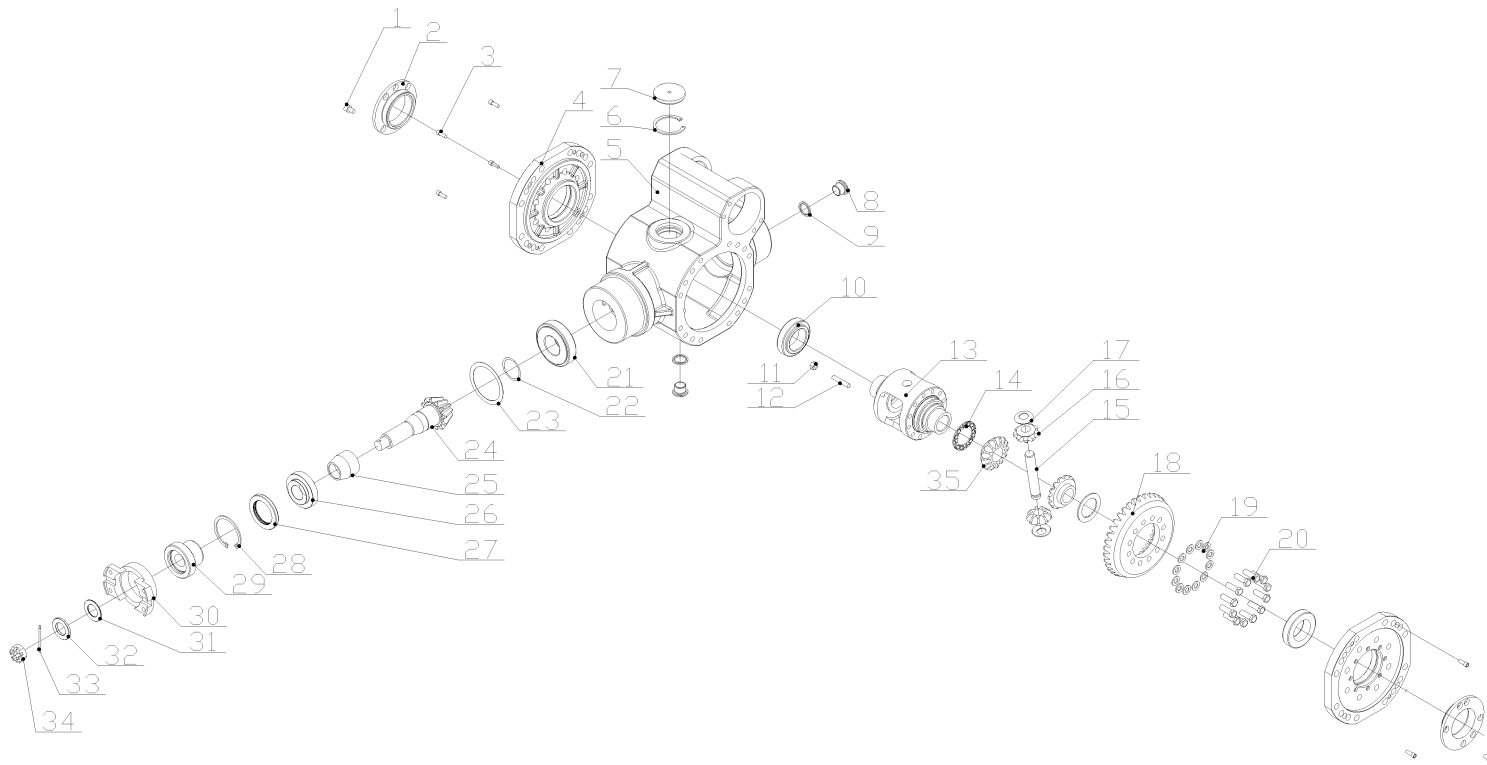


图 5/Fig.5 主减速器总成/Main reducer assy

序号 Item	物料码 Part No.	名称	Description	数量 Qty	日期 Date	备注或适用车型 Remarks or Serial No.
1	GB/T70.1-2000	螺钉 M8×12	Screw M8×12	2		
2	ZR10·19·1-8	调整螺母	Adjusting nut	2		
3	GB/T70.1-2000	螺钉 M6×16	Screw M6×16	8		
4	ZR10·19·1-7	主减速器箱盖	Main reducer case cover	1		
5	ZR10·19·1-1	箱体(主减速器)	Box (main reducer)	1		
6	GB/T893.2-1986	孔用挡圈 60	Retaining ring 60	1		
7	ZR10·19·1-16	观察孔盖	Observation hole cover	1		
8	FYQ-4	磁性螺塞 M24×1.5	Magnetic plug M24×1.5	2		
9	JB/T982-77	组合垫圈 24	Combination washer 24	2		
10	GB/T297-1994	轴承 32009	Bearing 32009	2		
11	GB/T6170-2000	螺母 M8	Nut M8	1		
12	GB/T78-2000	螺钉(锥端紧定) M8×45	Screw M8×45	1		
13	ZR10·19·1-12	差速器壳	Differential carrier	1		
14	ZR10·19·1-9	半轴齿轮垫	Halfshaft gear pad	2		
15	ZR10·19·1-15	行星轴(差速器)	Planetary shaft	1		
16	ZR10·19·1-10	差速器行星轮	Differential planetary gear	2		
17	ZR10·19·1-14	球面垫圈	Spherical washer	2		
18	ZR10·19·1-3	盆齿	Pelvic teeth	1		
19	GB/T1230-1991	平垫(高强度) 10	Flat pad 10	12		
20	GB/T5783-2000	螺栓 M10×30	Bolt M10×30	12		
21	GB/T297-1994	轴承 31308	Bearing 31308	1		
22	PR35·39·1-5	调整垫片	Adjusting shim	1		
23	ZR10·19·1-13	调整垫片(角齿)	Adjusting shim	1		
24	ZR10·19·1-2	角齿	Angular tooth	1		
25	ZR10·19·1-6	隔套(轴承)	Spacer	1		
26	GB/T297-1994	轴承 31306	Bearing 31306	1		
27	GB/T 9877.1-2000	油封 50×72	Oil seal 50×72	1		
28	GB/T893.2-1986	孔用挡圈 72	Retaining ring 72	1		
29	ZR10·19·1-4	连接法兰	Connecting flange	1		
30	ZR10·19·1-5	法兰	Flange	1		
31	ZL30·06·1-28	法兰密封片	Flange seal	1		
32	ZL15·2·5·1-9	法兰压紧片	Flange pressing plate	1		
33	GB/T 91-1986	开口销 4×40	Cotter pin 4×40	1		
34	GB/T60-1976	螺母 M20×1.5	Nut M20×1.5	1		
35	ZR10·19·1-11	半轴齿轮	Half shaft gear	2		

图6 轮边总成  
Fig. 6 Wheel reducer assy

A#CPCD15/18-XW97C-RT4 C#CPCD15/18-XW33C-RT4 E#CPCD15/18-XG98C-RT4

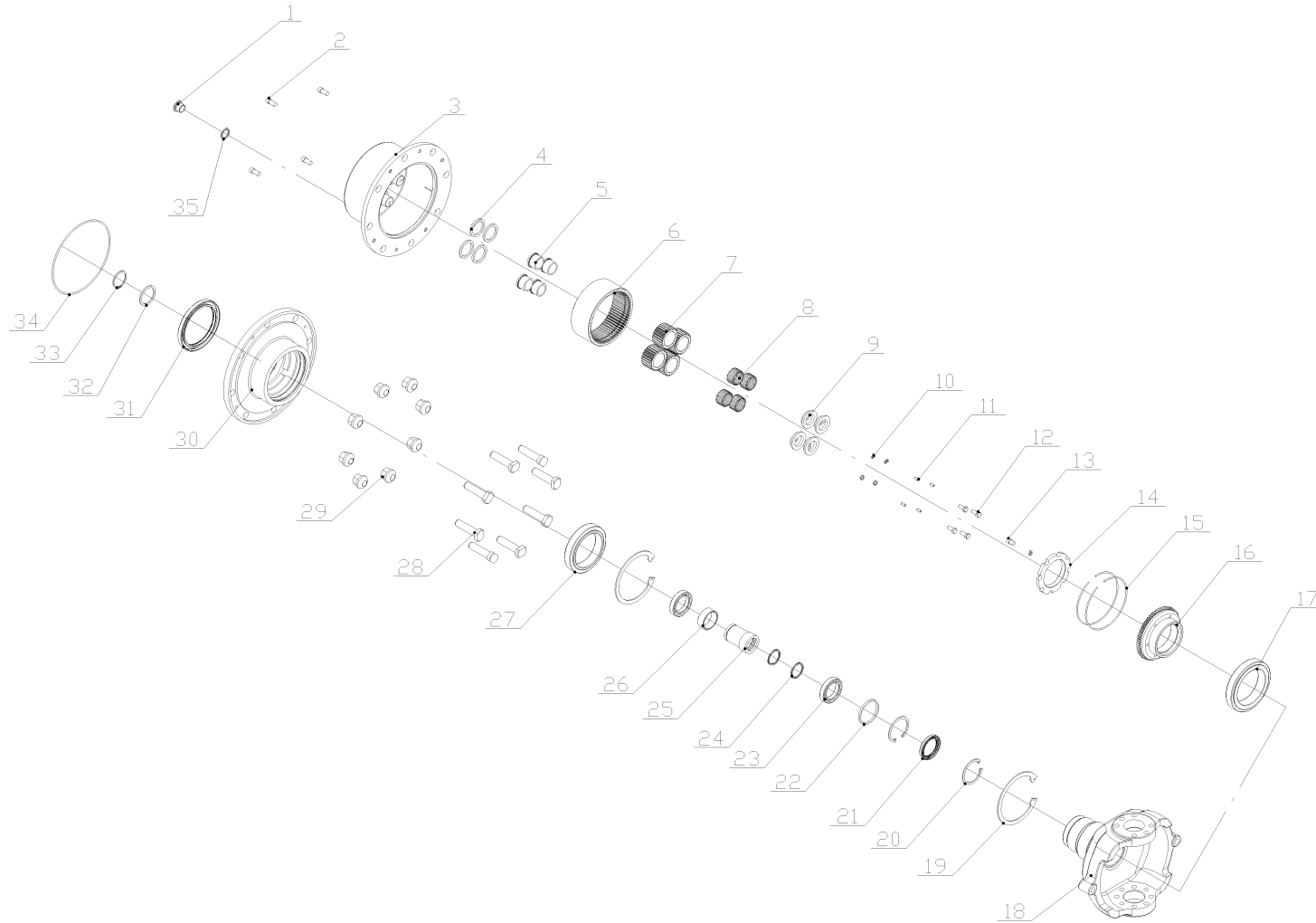


图 6/Fig.6 轮边总成/Wheel reducer assy

序号 Item	物料码 Part No.	名称	Description	数量 Qty	日期 Date	备注或适用车型 Remarks or Serial No.
1	FYQ-4	磁性螺塞 M24×1.5	Magnetic plug M24×1.5	1		
2	GB/T70.1-2000-M8×20	螺钉 M8×20	Screw M8×20	4		
3	ZR10·19·2-2	行星架	Planet carrier	1		
4	ZR10·19·2-5	垫片	Shim	4		
5	ZR10·19·2-4	滚针内圈	Needle roller inner ring	4		
6	ZR10·19·2-7	内齿圈	Inner ring gear	1		
7	ZR10·19·2-6	行星轮	Planetary gear	4		
8	GB/T309-2000-2.5×20	滚针 2.5×20	Needle roller 2.5×20	184		
9	ZR10·19·2-9	挡圈	Retaining ring	4		
10	GB/T 93-1987-8	弹垫 8	Spring washer 8	4		
11	GB/T119.2-2000-6×12	圆柱销 6×12	Cylindrical pin 6×12	4		
12	GB/T5783-2000-M8×20	螺栓 M8×20	Bolt M8×20	5		
13	GB/T70.1-1985-M8×12	螺钉 M8×12	Screw M8×12	1		
14	ZR10·19·2-11	圆螺母	Round nut	1		
15	ZR10·19·2-8	挡环	Retaining ring	2		
16	ZR10·19·2-10	支撑盘	Support plate	1		
17	GB/T297-1994-32920	轴承 32920	Bearing 32920	1		
18	ZR10·19·2-1	弧形支撑	Arc support	1		
19	GB/T 893.2-1986-140	孔用挡圈 140	Retaining ring 140	2		
20	GB/T 893.2-1986-68	孔用挡圈 8	Retaining ring 8	2		
21	GB/T9877.1-1988-50×68×8	油封 50×68×8	Oil seal 50×68×8	1		
22	ZR10·19·2-14	轴承挡圈	Bearing retainer	1		
23	GB/T296-1994-61909	轴承 61909	Bearing 61909	2		
24	ZR10·19·2-15	X型密封圈	X-shaped sealing ring	1		
25	ZR10·19·2-12	轴套	Axle sleeve	1		
26	ZR10·19·2-13	轴承隔套	Bearing spacer	1		
27	GB/T297-1994-32919	轴承 32919	Bearing 32919	1		
28	ZR20·19·2-4	轮辋螺栓	Rim bolt	8		
29	PR20·14-6	轮辋螺母	Rim nut	8		
30	ZR10·19·2-3	轮毂 QT500-7	Hub QT500-7	1		
31	GB/T9877.1-1988-110×140×12	油封 110×140×12	Oil seal 110×140×12	1		
32	PR90·20·4-15	滚针隔套	Needle roller spacer	1		
33	GB/T894.2-1986-45	轴用挡圈 45	Retaining ring 45	1		
34	GB/T3452.1-82-200×3.55	O型密封圈 200×3.55	O-ring 200×3.55	1		
35	JB982-77-24	组合垫圈 24	Combination washer 24	1		

图 7 桥体总成  
Fig. 7 Rear bridge body assy

A#CPCD15/18-XW97C-RT4 C#CPCD15/18-XW33C-RT4 E#CPCD15/18-XG98C-RT4

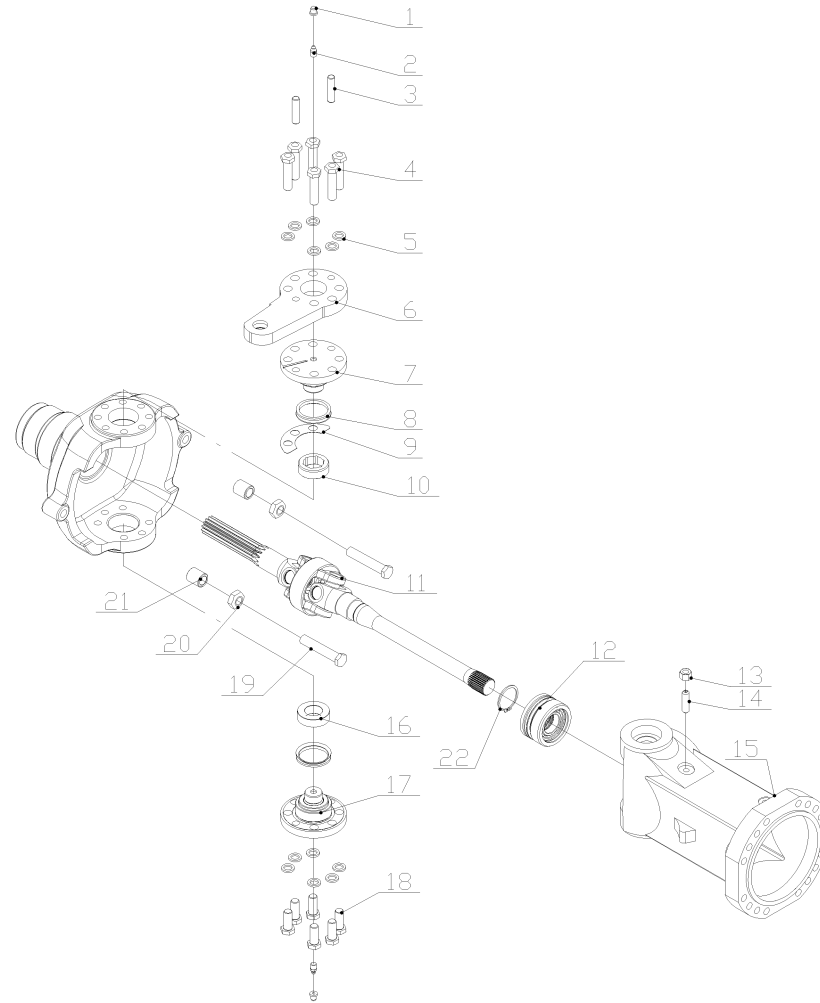


图 7/Fig.7 桥体总成/Rear bridge body assembly

序号 Item	物料码 Part No.	名称	Description	数量 Qty	日期 Date	备注或适用车型 Remarks or Serial No.
1	FYQ-11	螺孔橡皮塞	Rubber stopper	2		
2	JB/T9740.1-95-M10×1	压注油杯 M10×1	Grease nipple M10×1	2		
3	GB/T119.2-2000-12×50	圆柱销 12×50	Cylindrical pin 12×50	2		
4	GB/T5786-2000-M14×1.5×60	螺栓 M14×1.5×60	Bolt M14×1.5×60	6		
5	GB/T1230-1991-14	平垫（高强度）14	Washer 14	12		
6	ZR10·19·3-4	左转向节臂	Left steering knuckle arm	1		
6	ZR10·19·3-5	右转向节臂	Right steering knuckle arm	1		
7	ZR20·11·3-6	上端盖	Upper end cap	1		
8	ZR20·11·3-7	防尘圈	Dust ring	2		
9	ZR20·11·3-8	调整垫片	Adjusting shim	1		
10	ZRSQ35·15·3-3	衬套	Bushing	1		
11	ZR10·19·3·1	万向传动轴组件	Universal drive shaft assy	1		
12	ZR10·19·3·2	轴承座组件	Bearing pedestal assy	1		见图 8 See Fig.8
13	GB/T6170-2000-M12	螺母 M12	Nut M12	1		
14	GB/T78-2000-M12×45	螺钉（锥端紧定）M12×45	Screw M12×45	1		
15	ZR10·19·3-1	桥体	Bridge body	1		
16	GB/T9164-2001-CAC30T	自润滑关节轴承 CAC30T	Bearing CAC30T	1		
17	ZR10·19·3-3	下端盖	Lower end cover	1		
18	GB/T5786-2000-M14×1.5×35	螺栓 M14×1.5×35	Bolt M14×1.5×35	6		
19	ZRSQ35·15·3-18	限位螺栓	Limit bolt	2		
20	GB/T6170-2000-M16	螺母（1型）M16	Nut M16	5		
21	ZRSQ35·15A·2-2	限位套	Limit sleeve	1		
22	GB/T894.2-86-35	轴用挡圈 35	Retaining ring 35	1		

图 8 轴承座组件  
Fig. 8 Bearing pedestal assy

A#CPCD15/18-XW97C-RT4 C#CPCD15/18-XW33C-RT4 E#CPCD15/18-XG98C-RT4

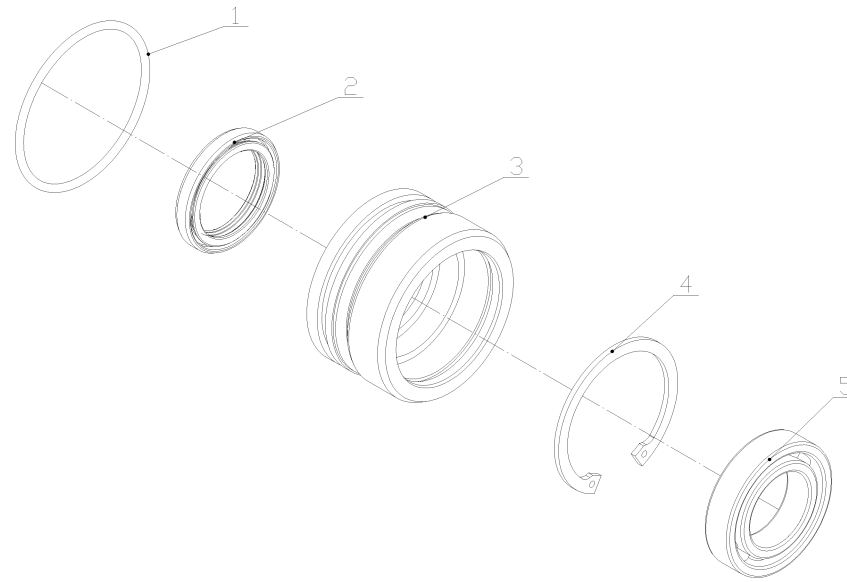


图 8/Fig.8 轴承座组件/Bearing pedestal assy

序号 Item	物料码 Part No.	名称	Description	数量 Qty	日期 Date	备注或适用车型 Remarks or Serial No.
1	GB/T3452.1-1992-71×3.55	O 型圈 71×3.55	O-ring 71×3.55	1		
2	GB/T9877.1-1988-FB40×55×8	油封 FB40×55×8	Oil seal FB40×55×8	1		
3	ZR10 · 19 · 3 · 2-1	轴承座	Bearing pedestal	1		
4	GB/T893.2-1986-62	孔用挡圈 62	Retaining ring 62	1		
5	GB/T296-1994-6007	轴承 6007	Bearing 6007	1		

图 9 转向车轮总成  
Fig. 9 Steering wheel assy

全部车型  
All models of truck

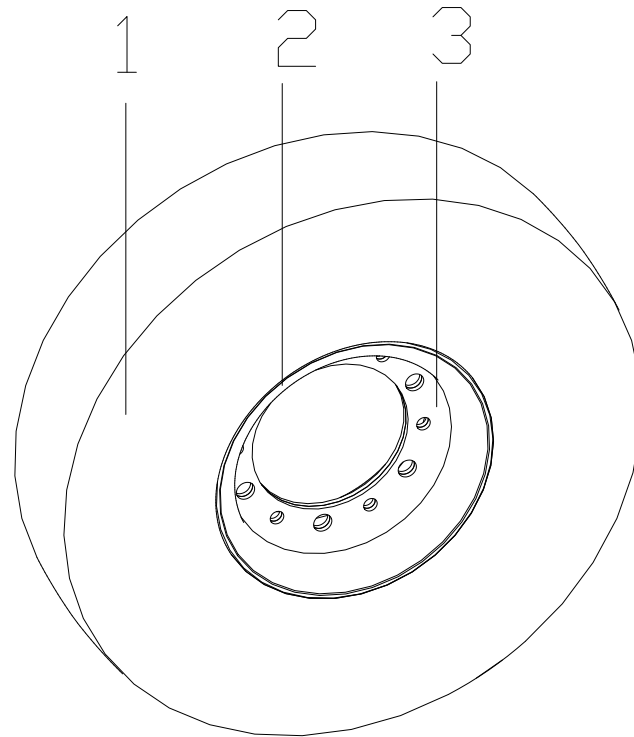


图 9/Fig.9 转向车轮总成/Steering wheel assy

序号 Item	物料码 Part No.	名称	Description	数量 Qty	日期 Date	备注或适用车型 Remarks or Serial No.
A1	RTE350-230000-000	转向车轮总成	Steering tyre assy	2		A#C#E#包含/INC:1-3
A2	RTC350-230000-000	转向车轮总成	Steering tyre assy	2		B#D#F#包含/INC:1-3
1	GT02982-270101212-05	轮胎 27×10-12-12PR	Tyre 27×10-12-12PR	1		A#C#E#
1	RTC350-230001-W00	轮胎 10.0/75-15.3-14PR	Tyre 10.0/75-15.3-14PR	1		B#D#F#
2	RTE350-231002-W00	轮辋体	Wheel rim	1		A#C#E#
2	RTC350-231001-W00	轮辋体	Wheel rim	1		B#D#F#
3	RTE350-231003-W00	辐板	Web	1		A#C#E#
3	RTC350-231002-W00	辐板	Web	1		B#D#F#

图 10 转向油缸  
Fig. 10 Steering cylinder

B#CPCD15/18-XW97E-RT2 D#CPCD15/18-XW33E-RT2 F#CPCD15/18-XG98E-RT2

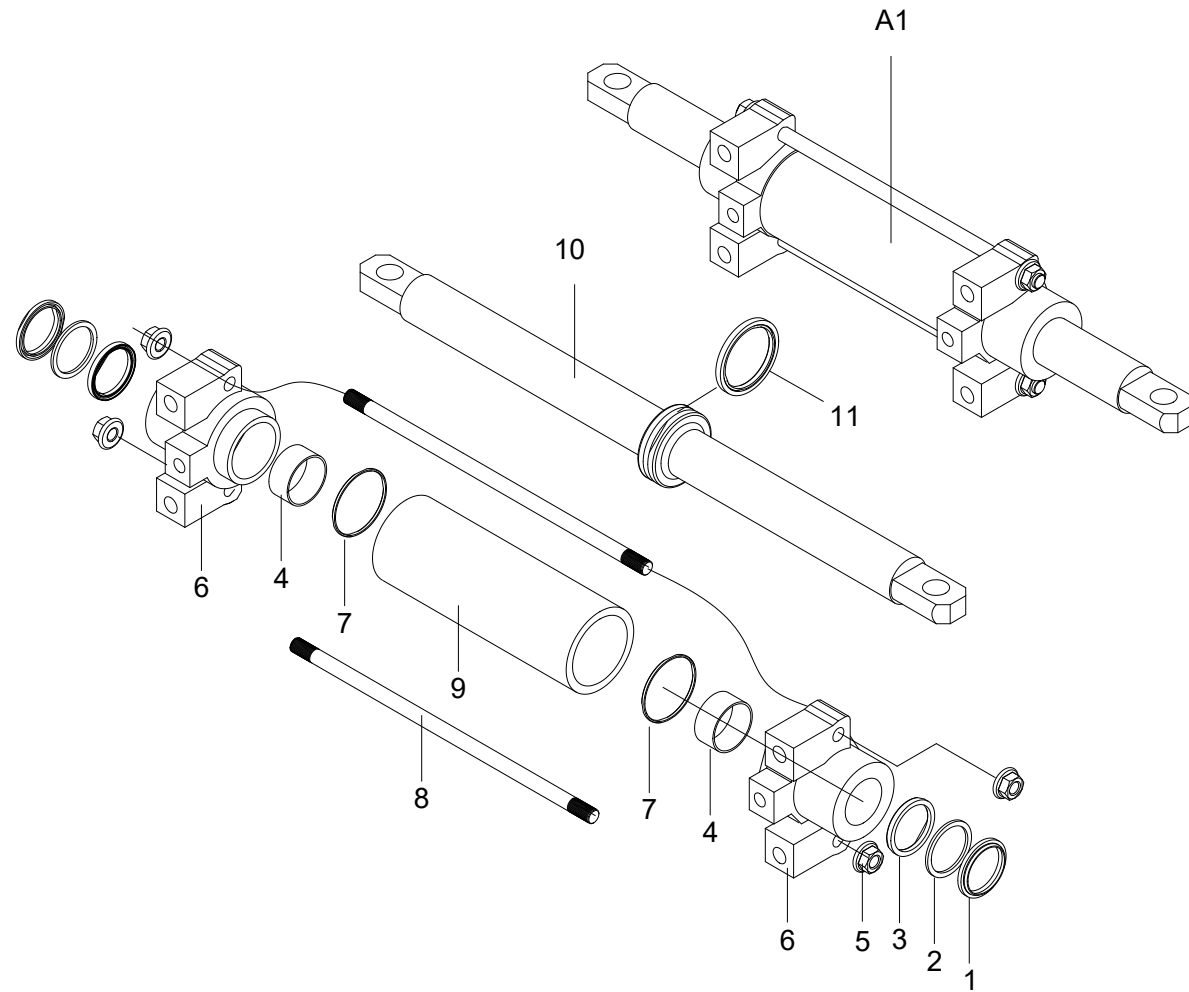


图 10/Fig.10 转向油缸/Steering cylinder

序号 Item	物料码 Part No.	名称	Description	数量 Qty	日期 Date	备注或适用车型 Remarks or Serial No.
A1	RTE180-223000-000	转向油缸	Steering cylinder	1		包含/INC:1-11
1	CL0087C3-G00	LBH 防尘圈 d50	Dust proof ring	2		
2	3E-215005	保护圈	Ring	2		
3	FU0619K0-G00	ISI 密封圈 d50	Seal ring	2		
4	SF-1-5030-G00	复合衬套 5030	Bush	2		
5	SPL6177.2-2004-G00	螺母 M12×1.25	Nut M12×1.25	4		
6	A2A300-223200-W00	导向套	Guide bush	2		
7	G001235-008003P5-00	O形密封圈 80×3.5	O-ring 80×3.5	2		
8	XB450-222001-W00	螺杆	Bolt	2		
9	XF250-223001-W00	缸筒	Body cylinder	1		
10	RTE180-223100-W00	活塞杆	Piston rod	1		
11	PT0300800-T46NA-G00	格莱圈 D80	Ring D80	1		
K1	XF250-223000-000-kit	转向油缸修理包	Steering cylinder repair kits	1		包含/INC:1,3,4,7,11

图 11 转向油缸  
Fig. 11 Steering cylinder

A#CPCD15/18-XW97C-RT4 C#CPCD15/18-XW33C-RT4 E#CPCD15/18-XG98C-RT4

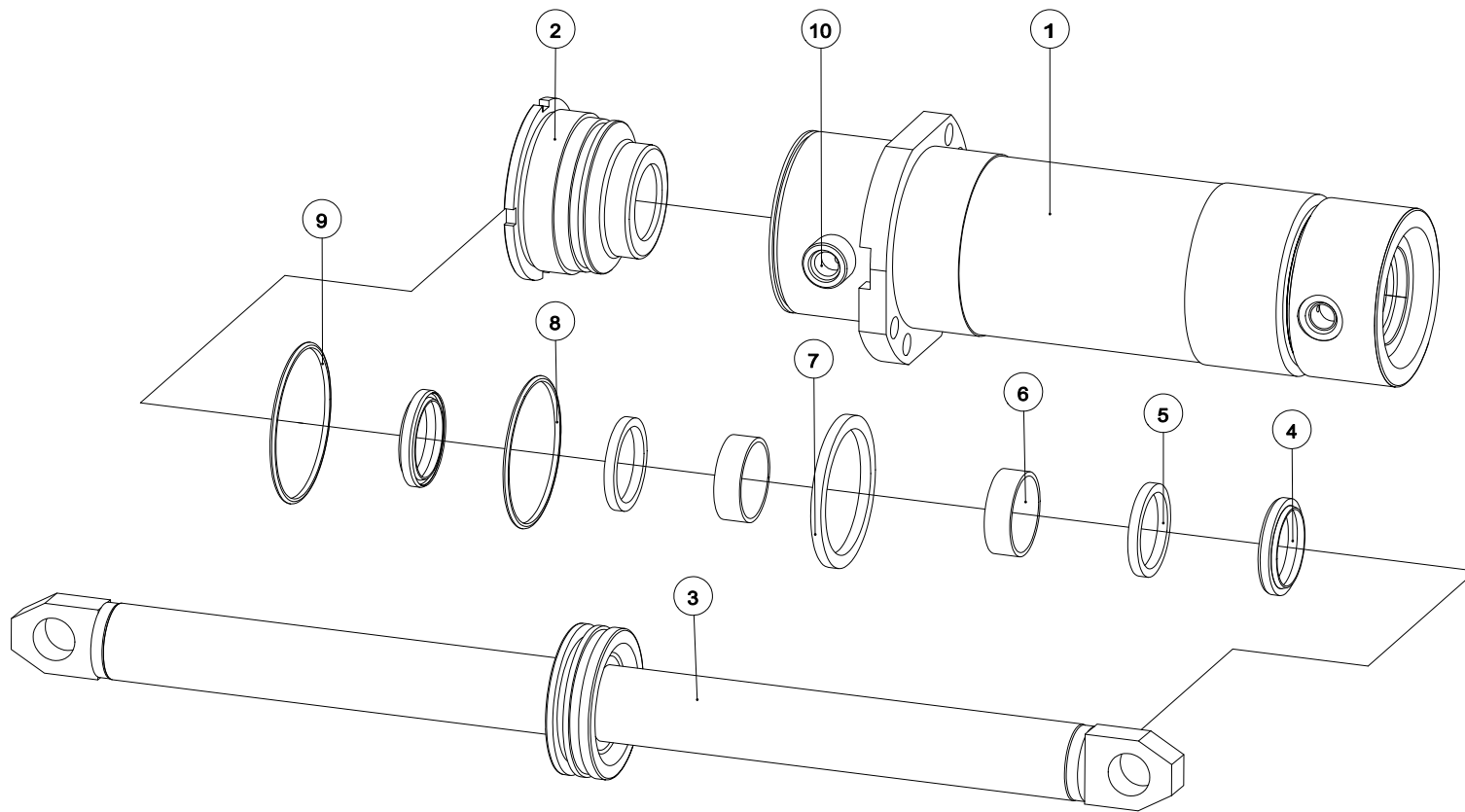


图 11/Fig.11 转向油缸/Steering cylinder

序号 Item	物料码 Part No.	名称	Description	数量 Qty	日期 Date	备注或适用车型 Remarks or Serial No.
A1	ZR10.19.4-00	转向油缸	Steering cylinder	1		包含/INC:1-10
1	ZR10.19.4-10-00	缸体	Cylinder body	2		
2	ZR10.19.4-01	导向套	Guide sleeve	2		
3	ZR10.19-20-00	活塞杆Ø45×81	Piston rod Ø45×81	2		
4	839N-45×53	防尘圈 d45	Dust ring d45	2		
5	605-45×53×8-181	U型圈 45×53×7.3	U-shaped ring 45×53×7.3	4		
6	ZCH50-16	支承环 50×45×16	Support ring 50×45×16	2		
7	CKW0750	格来圈 D75	Sealing ring D75	2		
8	GB1235-76	O型圈 75×3.1	O-ring 75×3.1	2		
9	GB1235-76	O型圈 80×3.1	O-ring 80×3.1	1		
10	WLWLS181.5	外螺纹螺塞 M18×1.5	Plug screw M18×1.5	1		
K1	XF250-223-500-kit	转向油缸修理包	Steering cylinder repair kits	1		包含/INC:1,3,4,7,11



### 第三部分 动力系统目录

#### Part III Power system contents

A#CPCD15/18-XW97C-RT4    B#CPCD15/18-XW97E-RT2    C#CPCD15/18-XW33C-RT4    D#CPCD15/18-XW33E-RT2    E#CPCD15/18-XG98C-RT4  
 F#CPCD15/18-XG98E-RT2

序号 Item	名称 Description	适用车型 Serial No.	页码 Page
图 1 Fig.1	动力系统 Power system	A#B#	3-0
图 1-1 Fig.1-1	动力系统 Power system	C#D#	3-2
图 1-2 Fig.1-2	动力系统 Power system	E#F#	3-4
图 2 Fig.2	进气系统 Air inlet system	A#B#	3-6
图 2-1 Fig.2-1	空滤器总成 Cleaner,air	A#B#	3-8
图 2-2 Fig.2-2	进气系统 Air inlet system	C#D#	3-10
图 2-3 Fig.2-3	进气系统 Air inlet system	E#F#	3-12
图 3 Fig.3	排气系统 Exhaust system	A#B#	3-14
图 3-1 Fig.3-1	排气系统 Exhaust system	C#D#	3-16
图 3-2 Fig.3-2	排气系统 Exhaust system	E#F#	3-18

序号 Item	名称 Description	适用车型 Serial No.	页码 Page
图 4 Fig. 4	冷却系统 Cooling system	A#B#	3-20
图 4-1 Fig. 4-1	冷却系统 Cooling system	C#D#	3-22
图 4-2 Fig. 4-2	冷却系统 Cooling system	E#F#	3-24
图 5 Fig. 5	燃油系统 Fuel system	A#B#	3-26
图 5-1 Fig. 5-1	燃油系统 Fuel system	C#D#	3-29
图 5-2 Fig. 5-2	燃油系统 Fuel system	E#F#	3-31
图 6 Fig. 6	发动机安装 Engine mount	A#B#	3-33
图 6-1 Fig. 6-1	发动机安装 Engine mount	C#D#	3-35
图 6-2 Fig. 6-2	发动机安装 Engine mount	E#F#	3-37



图 1 动力系统

Fig.1 Power system

A#CPCD15/18-XW97C-RT4 B#CPCD15/18-XW97E-RT2

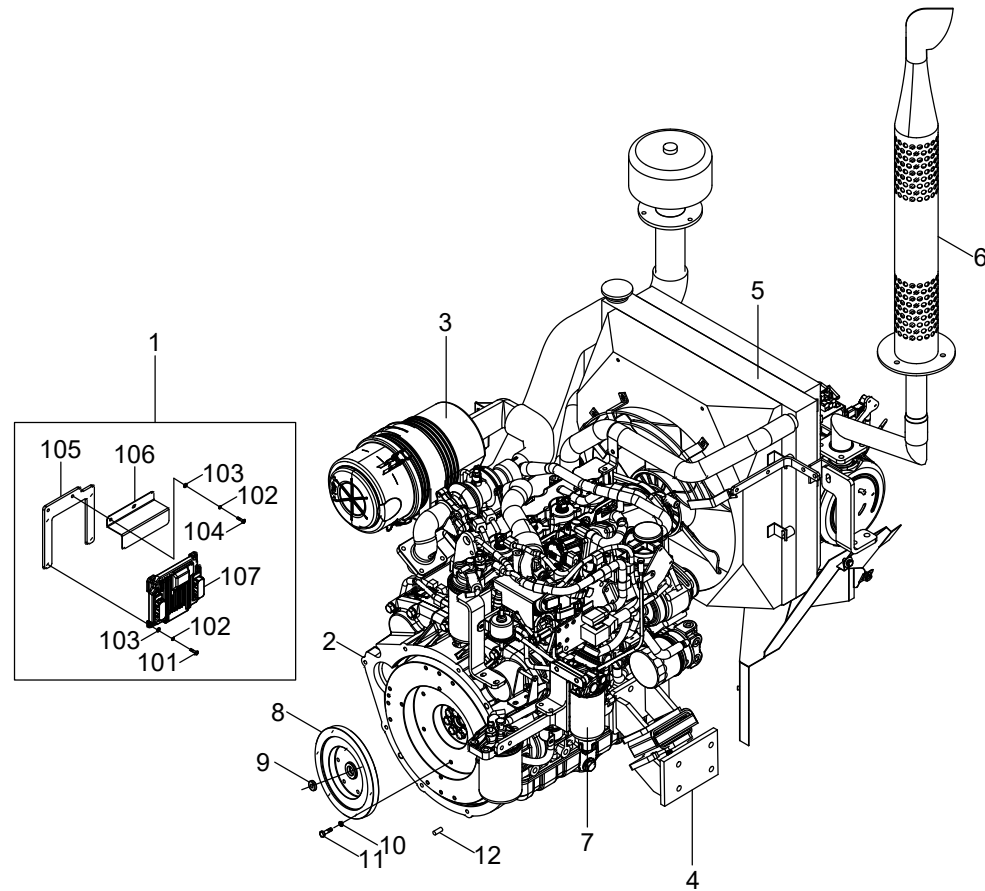


图 1/Fig.1 动力系统/Power system

序号 Item	物料码 Part No.	名称	Description	数量 Qty	日期 Date	备注或适用车型 Remarks or Serial No.
1	RTC180-370000-000	电控单元安装总成	Electronic control unit assy	1		INC:101-106
101	G005783-008020-00	螺栓 M8×20	Bolt M8×20	4		
102	G0097P1-000008-00	垫圈 8	Washer 8	6		
103	G000093-000008-00	垫圈 8	Washer 8	6		
104	G005783-008025-00	螺栓 M8×25	Bolt M8×25	2		
105	RTC354-370002-000	支架	Bracket	1		
106	RTC180-370001-000	ECU 保护罩	ECU protective cover	1		
107	NO Part No	电控单元 ECU	Electronic control unit ECU	1		
2	XF2526-301000-G00	柴油机	Diesel engine	1	@220801	
2	RTC180-301000-G00	柴油机	Diesel engine	1	220801@	
3	RTC180-310000-000	进气系统	Air intake system	1		见图 2 See Fig.2
4	RTC180-350000-000	发动机安装	Engine mount	1		见图 6 See Fig.6
5	RTC180-330000-000	冷却系统	Cooling system	1		见图 4 See Fig.4
6	RTC180-320000-000	排气系统	Exhaust system	1		见图 3 See Fig.3
7	RTC180-340000-000	燃油系统	Fuel system	1		见图 5 See Fig.5
8	XF2526-300001-000	过渡盘	Transition disk	1	@220801	
8	XF2526-300001-001	过渡盘	Transition disk	1	220801@	
9	GT00276-0006202-00	轴承 6202	Bearing 6202	1		
10	G000093-000008-00	垫圈 8	Washer 8	6		
11	G005783-008025-00	螺栓 M8×25	Bolt M8×25	6		
12	XF2526-301001-000	定位销	Pin	2		

图 1-1 动力系统  
Fig.1-1 Power system

C#CPCD15/18-XW33C-RT4 D#CPCD15/18-XW33E-RT2

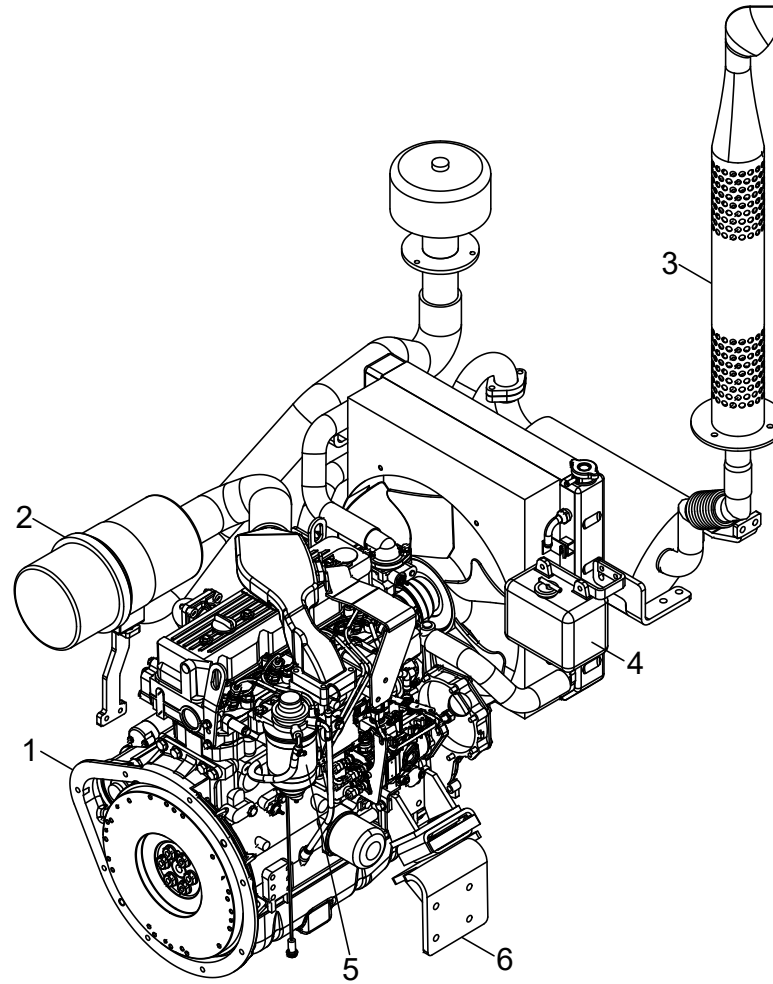


图 1-1/Fig.1-1 动力系统/Power system

序号 Item	物料码 Part No.	名称	Description	数量 Qty	日期 Date	备注或适用车型 Remarks or Serial No.
1	4TNE98-BQFLC-G00	柴油机	Diesel engine	1		
2	RTC181-310000-000	进气系统	Air intake system	1		见图 2-2 See Fig.2-2
3	RTC181-320000-000	排气系统	Exhaust system	1		见图 3-1 See Fig.3-1
4	RTC181-330000-000	冷却系统	Cooling system	1		见图 4-1 See Fig.4-1
5	RTC181-340000-000	燃油系统	Fuel system	1		见图 5-1 See Fig.5-1
6	RTC181-350000-000	发动机安装	Engine mount	1		见图 6-1 See Fig.6-1

图 1-2 动力系统  
Fig.1-2 Power system

E#CPCD15/18-XG98C-RT4 F#CPCD15/18-XG98E-RT2

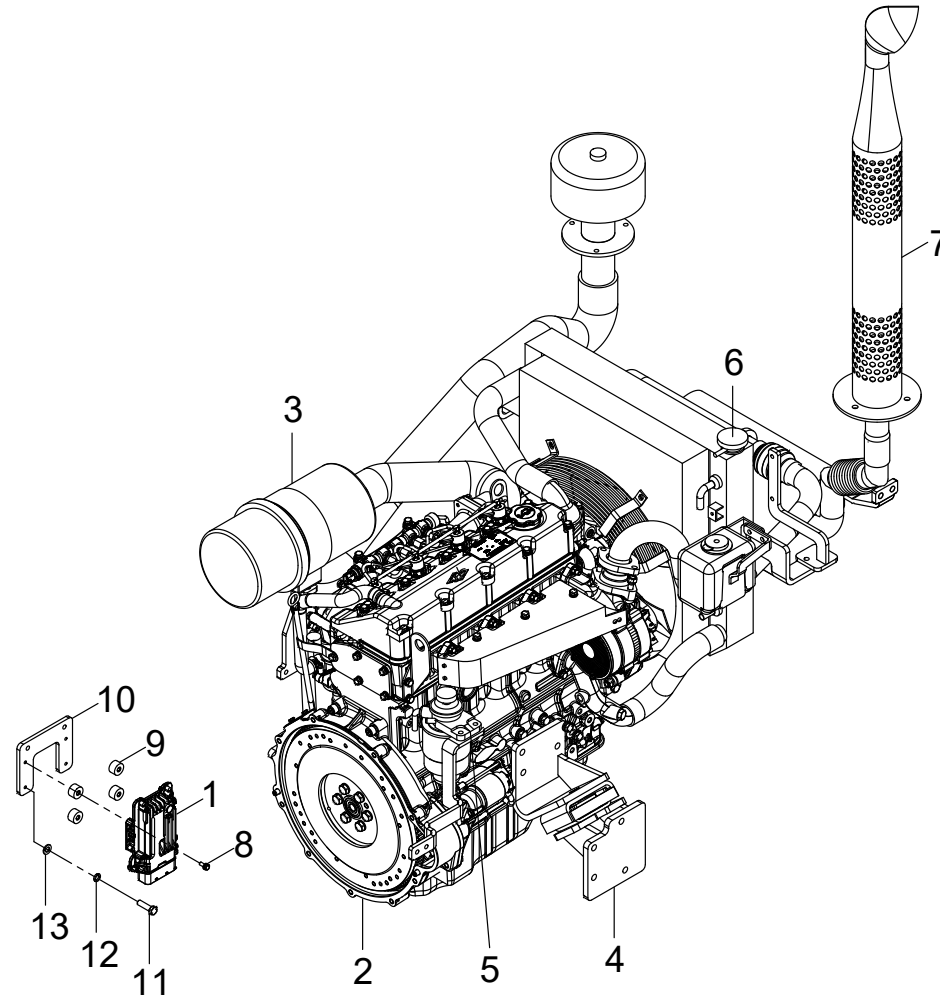


图 1-2/Fig.1-2 动力系统/Power system

序号 Item	物料码 Part No.	名称	Description	数量 Qty	日期 Date	备注或适用车型 Remarks or Serial No.
1	RTC182-301200-G00	电控单元 ECU	Electronic control unit ECU	1		
2	RTC182-301100-W00	柴油机	Diesel engine	1		
3	RTC182-310000-000	进气系统	Air intake system	1		见图 2 See Fig.2
4	RTC182-320000-000	发动机安装	Engine mount	1		见图 6 See Fig.6
5	RTC182-340000-000	燃油系统	Fuel system	1		见图 5 See Fig.5
6	RTC182-330000-000	冷却系统	Cooling system	1		见图 4 See Fig.4
7	RTC182-320000-000	排气系统	Exhaust system	1		见图 3 See Fig.3
A1	RTC182-360000-000	ECU 安装总成	ECU mounting assy	1		INC:8-13
8	G907417-006035-00	螺栓组合件 M6×35	Bolt assy M6×35	4		
9	R3114-360010-000	缓冲垫	Cushion	4		
10	RTC182-360001-000	ECU 安装支架	ECU mounting bracket	1	-231130	
10	RTC182-360001-001	ECU 安装支架	ECU mounting bracket	1	231130-	
11	G005783-008025-00	螺栓 M8×25	Bolt M8×25	2		
12	G000093-000008-00	垫圈 8	Washer 8	2		
13	G0097P1-000008-00	垫圈 8	Washer 8	2		

图 2 进气系统  
Fig.2 Air intake system

A#CPCD15/18-XW97C-RT4 B#CPCD15/18-XW97E-RT2

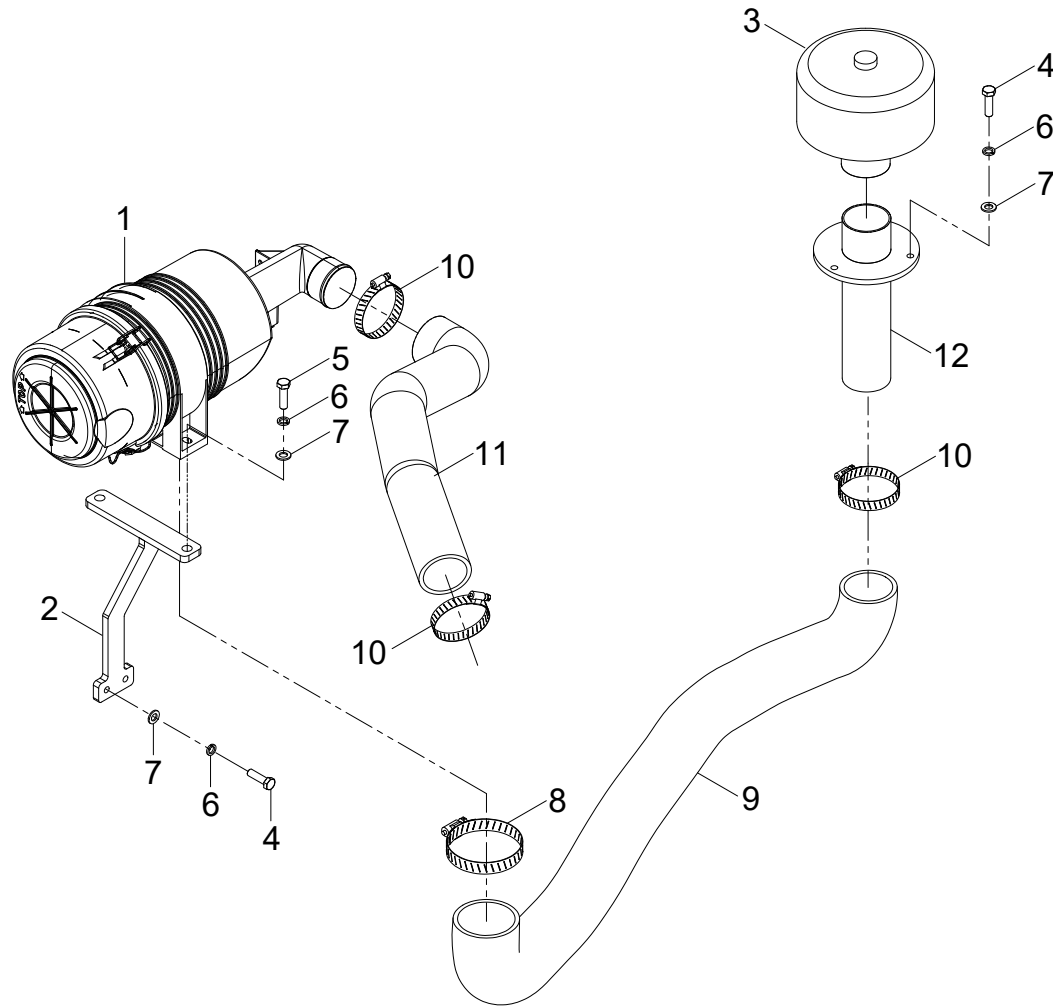


图 2/Fig.2 进气系统/Air intake system

序号 Item	物料码 Part No.	名称	Description	数量 Qty	日期 Date	备注或适用车型 Remarks or Serial No.
1	XF2526-311000-G00	空滤器总成	Cleaner,air	1		见图 2-1 See Fig.2-1
2	RTC180-311000-000	空滤器支架	Bracket	1		
3	GR505-313000-600	空气预滤器	Air pre filter	1		
4	G005783-008025-00	螺栓 M8×25	Bolt M8×25	5		
5	G005783-008030-00	螺栓 M8×30	Bolt M8×30	2		
6	G000093-000008-00	垫圈 8	Washer 8	7		
7	G0097P1-000008-00	垫圈 8	Washer 8	7		
8	Q676B-89-G00	蜗杆传动式软管环箍 89	Hoop 89	1		
9	RTC180-310002-000	进气接管	Intake pipe	1		
10	Q676-76-G00	蜗杆传动式软管环箍 76	Hoop 76	3		
11	RTC180-310003-000	发动机进气胶管	Engine intake hose	1		
12	RTC180-310100-000	空滤器接管总成	Connecting pipe of air filter	1		

图 2-1 空滤器总成  
Fig.2-1 Cleaner,air

A#CPCD15/18-XW97C-RT4 B#CPCD15/18-XW97E-RT2

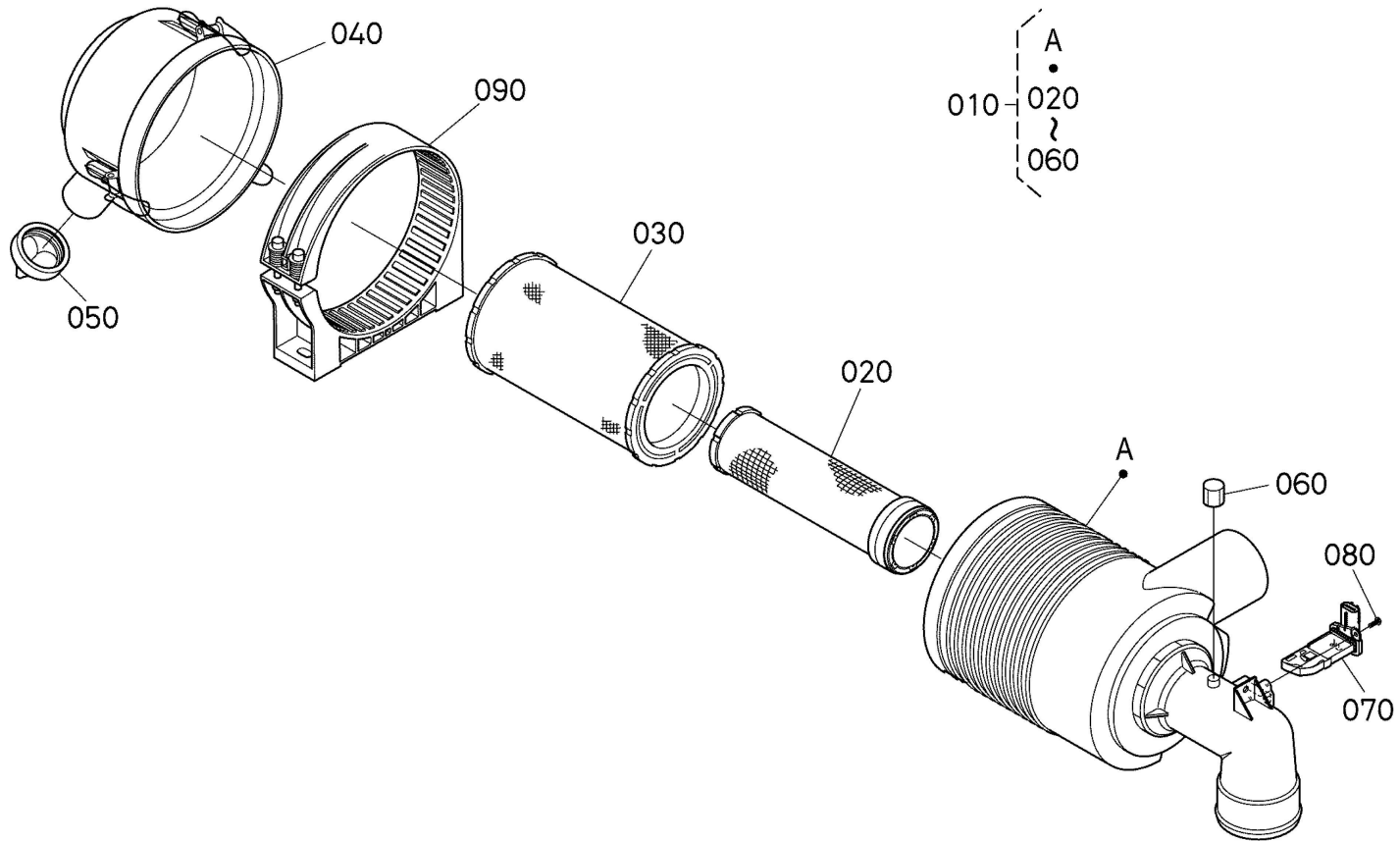


图 2-1/Fig.2-1 空滤器总成/Cleaner,air

序号 Item	物料码 Part No.	名称	Description	数量 Qty	日期 Date	备注或适用车型 Remarks or Serial No.
010	XF2526-311000-G00	空滤器总成	Cleaner,air	1		INC:020-060
020	3A111-19130	内部元件	Element,Inner	1		
030	59800-26110	外空气滤芯组件	Assy element,A/C	1		
040	3F750-11160	盖组件	Assy cover	1		
050	1J456-11470	阀	Valve	1		
060	58819-25430	盖	Cap,nipple	1		
070	1J520-10700	传感器	Sensor(air Flow)	1		
080	03054-50412	螺丝	Screw	2		
090	1E441-11250	托架	Bracket	1		

图 2-2 进气系统  
Fig.2-2 Air intake system

C#CPCD15/18-XW33C-RT4 D#CPCD15/18-XW33E-RT2

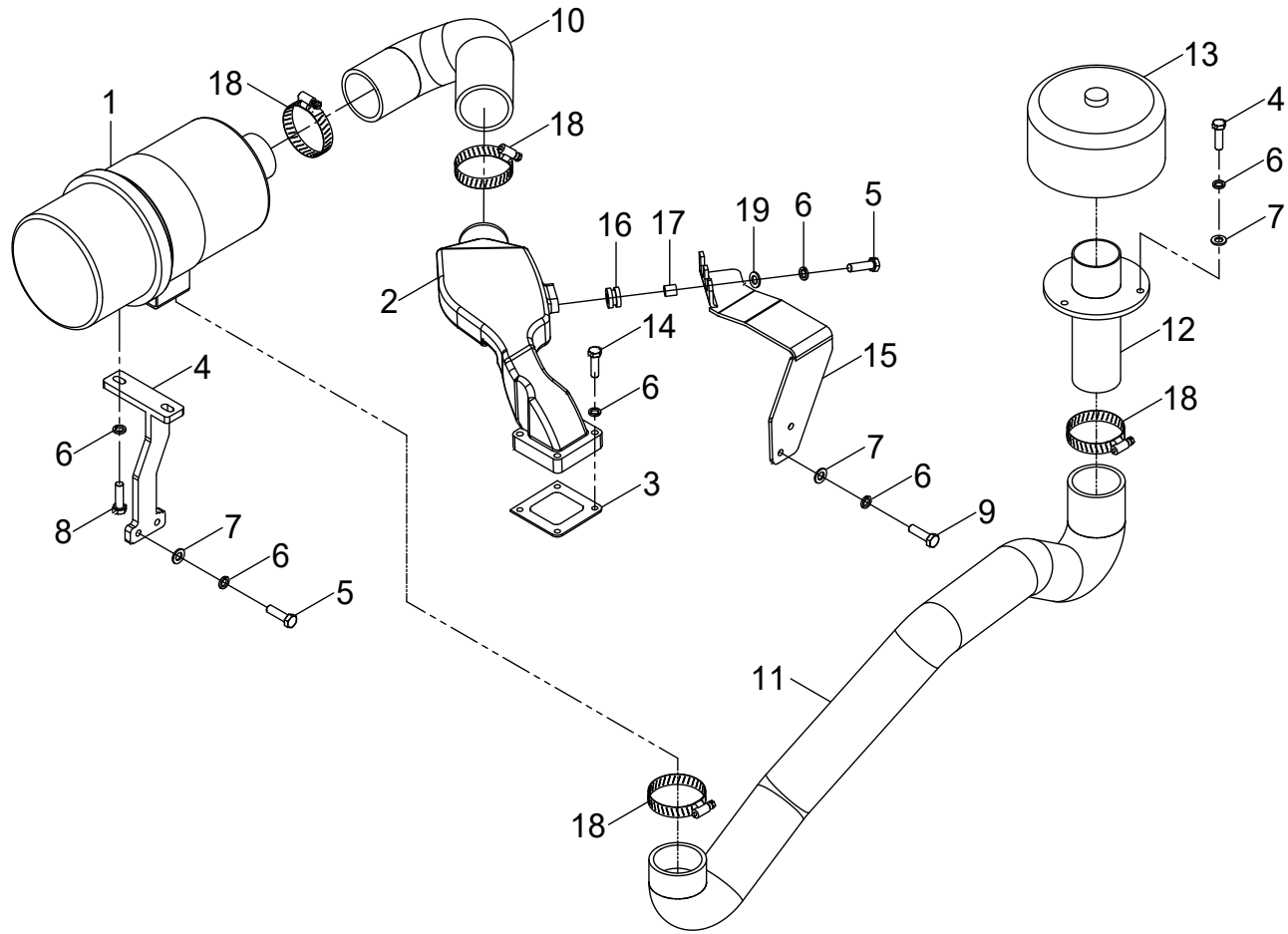


图 2-2/Fig.2-2 进气系统/Air intake system

序号 Item	物料码 Part No.	名称	Description	数量 Qty	日期 Date	备注或适用车型 Remarks or Serial No.
1	XF2522-311000-000	空滤器总成	Cleaner,air	1		包含 INC: 101, 102
101	1330-G00	外滤芯	Outer filter element	1		
102	0830-G00	内滤芯	Inner filter element	1		
2	XF250-313000-002	进气接管	Intake pipe	1		
3	MB254-310001-000	橡胶垫	Rubber pad	1		
4	RTC181-312000-000	空滤支架总成	Air filter bracket	1		
5	G005783-008025-00	螺栓 M8×25	Bolt M8×25	7		
6	G000093-000008-00	垫圈 8	Washer 8	15		
7	G0097P1-000008-00	垫圈 8	Washer 8	7		
8	G005783-008020-00	螺栓 M8×20	Bolt M8×20	2		
9	G005783-008015-00	螺栓 M8×15	Bolt M8×15	2		
10	RTC181-310001-000	发动机进气管	Engine intake hose	1		
11	RTC181-310002-000	进气胶管	Intake hose	1		
12	RTC180-310100-000	空滤器接管总成	Connecting pipe of air filter	1		
13	GR505-313000-600	空气预滤器	Air pre filter	1		
14	G005783-008045-00	螺栓 M8×45	Bolt M8×45	4		
15	XF250-310010-000	支架总成	Intake pipe bracket	1		
16	30DH-200002A	橡胶垫	Rubber pad	2		
17	30DH-200001A	隔套	Spacer bush	2		
18	Q676-76-G00	蜗杆传动式软管环箍 76	Hoop 76	4		
19	G000096-000008-00	垫圈 8	Washer 8	2		

图 2-3 进气系统  
Fig.2-3 Air intake system

E#CPCD15/18-XG98C-RT4 F#CPCD15/18-XG98E-RT2

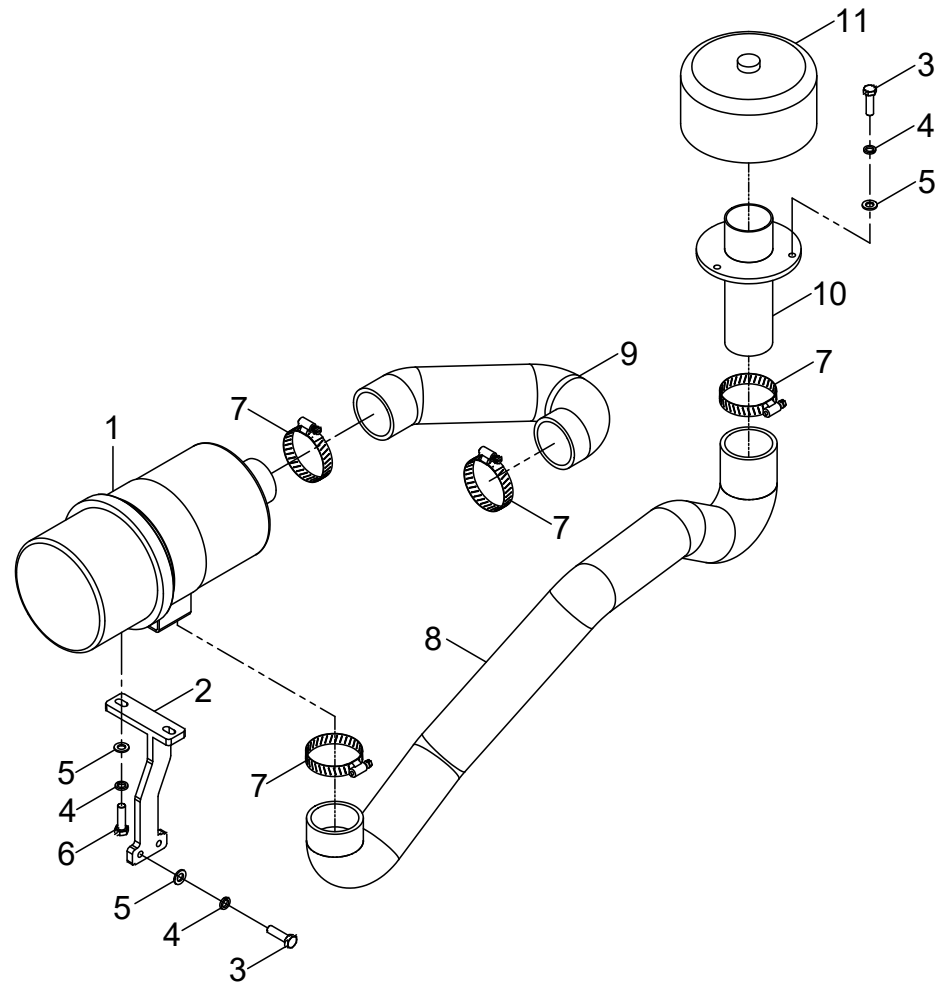


图 2-3/Fig.2-3 进气系统/Air intake system

序号 Item	物料码 Part No.	名称	Description	数量 Qty	日期 Date	备注或适用车型 Remarks or Serial No.
1	XF2522-311000-000	空滤器总成	Cleaner,air	1		包含 INC: 101, 102
101	1330-G00	外滤芯	Outer filter element	1		
102	0830-G00	内滤芯	Inner filter element	1		
2	RTC181-312000-000	空滤支架总成	Air filter bracket	1		
3	GB5783-86	螺栓 M8×25	Bolt M8×25	5		
4	GB93-87	垫圈 8	Washer 8	7		
5	GB97.1-85	垫圈 8	Washer 8	7		
6	GB5783-86	螺栓 M8×30	Bolt M8×30	2		
7	Q676-76-G00	蜗杆传动式软管环箍 76	Hoop 76	4		
8	RTC181-310002-000	进气胶管	Intake hose	1		
9	RTC182-310001-000	发动机进气管	Engine intake hose	1		
10	RTC180-310100-000	空滤器接管总成	Connecting pipe of air filter	1		
11	GR505-313000-600	空气预滤器	Air pre filter	1		

图3 排气系统  
Fig. 3 Exhaust system

A#CPCD15/18-XW97C-RT4 B#CPCD15/18-XW97E-RT2

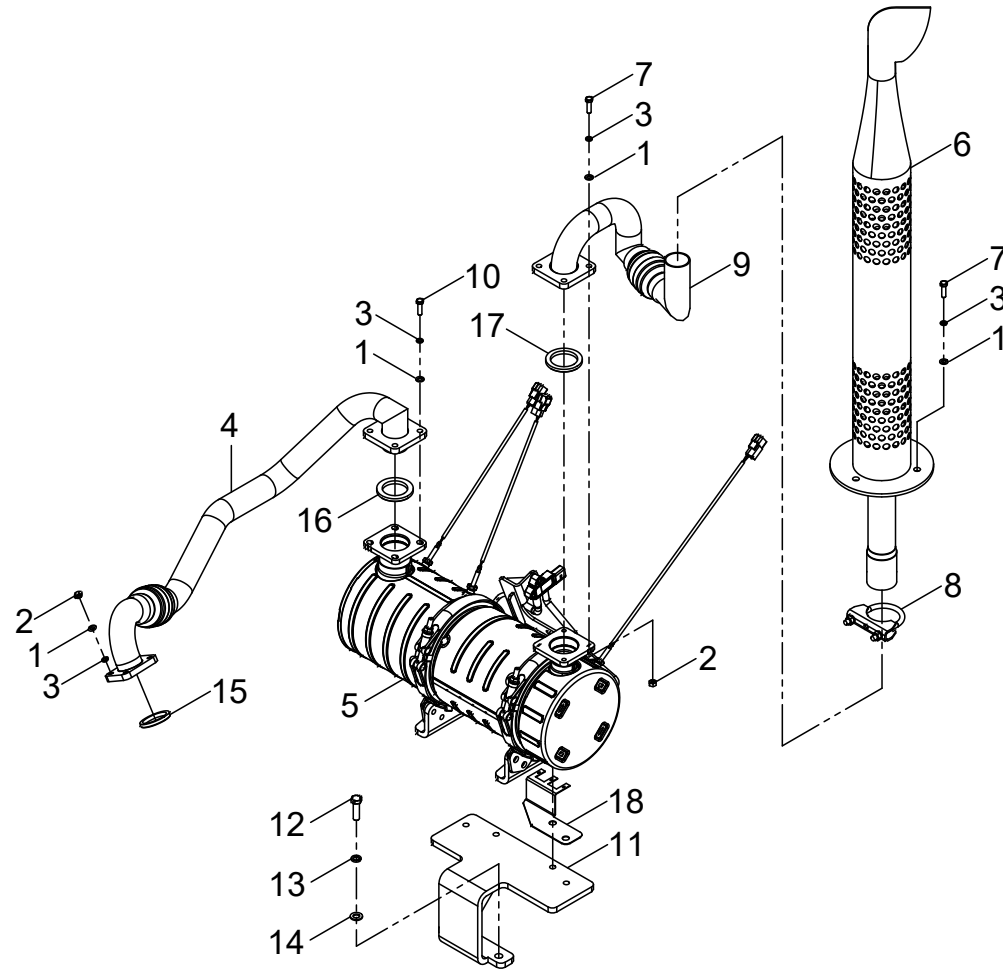


图 3/Fig.3 排气系统/Exhaust system

序号 Item	物料码 Part No.	名称	Description	数量 Qty	日期 Date	备注或适用车型 Remarks or Serial No.
1	G0097P1-000008-00	垫圈 8	Washer 8	15		
2	G006170-000008-00	螺母 M8	Nut M8	8		
3	G000093-000008-00	垫圈 8	Washer 8	15		
4	RTC180-321000-000	排气管总成	Exhaust pipe	1		
5	XF2526-323000-G00	DPF 总成	DPF assy	1		
6	RTE350-323000-001	排气尾管	Tailpipe	1		
7	G005783-008025-00	螺栓 M8×25	Bolt M8×25	7		
8	R9615-323000-000	抱箍	Hoop	1		
9	RTC180-322000-000	排气尾管总成	Tailpipe assy	1		
10	G005783-008035-00	螺栓 M8×35	Bolt M8×35	4		
11	RTC180-324000-000	DPF 支架总成	DPF bracket	1		
12	G005783-010025-00	螺栓 M10×25	Bolt M10×25	6		
13	G000093-000010-00	垫圈 10	Washer 10	6		
14	G0097P1-000010-00	垫圈 10	Washer 10	6		
15	XF2526-321006-000	垫块	Cushion block	1	@221212	
15	X2B300-320001-000	垫片	Shim	1	221212@	
16	XF2526-321005-000	垫块	Cushion block	1		
17	XF2526-322003-000	垫块	Cushion block	1		
18	RTC180-320001-000	后处理温度传感器支架	Temperature sensor bracket	1		

图 3-1 排气系统  
Fig. 3-1 Exhaust system

C#CPCD15/18-XW33C-RT4 D#CPCD15/18-XW33E-RT2

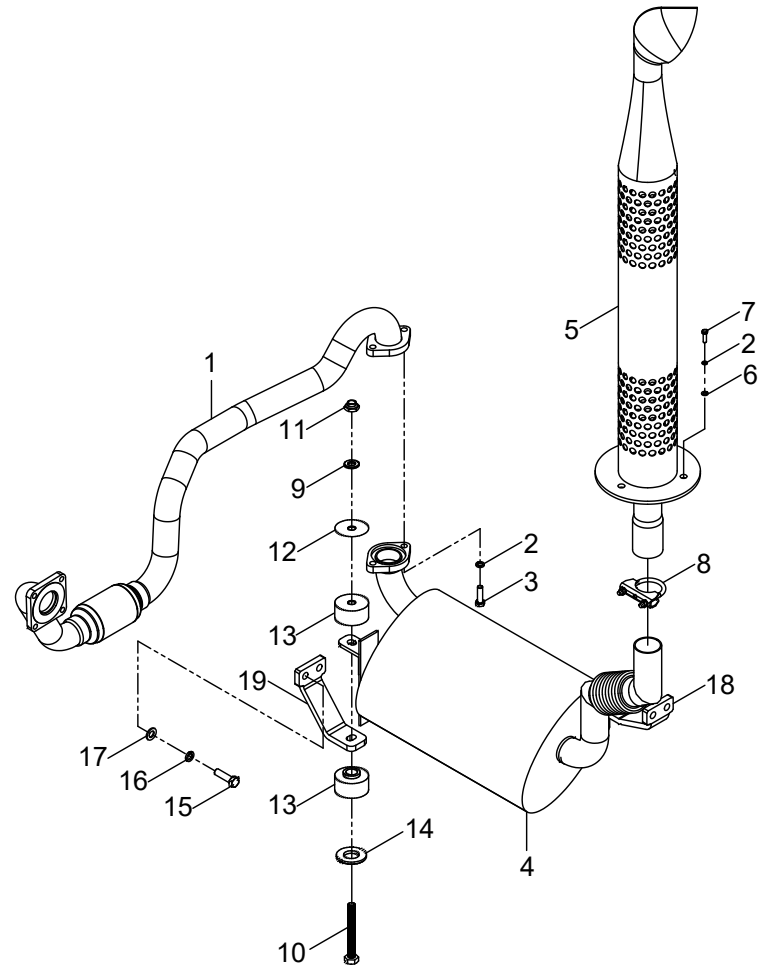


图 3-1/Fig.3-1 排气系统/Exhaust system

序号 Item	物料码 Part No.	名称	Description	数量 Qty	日期 Date	备注或适用车型 Remarks or Serial No.
1	RTC181-321000-000	排气管总成	Exhaust pipe	1		
2	G000093-000008-00	垫圈 8	Washer 8	5		
3	G005783-008035-00	螺栓 M8×35	Bolt M8×35	2		
4	RTC181-322000-000	消声器总成	Muffler assy	1		
5	RTC181-323000-000	排气尾管总成	Tailpipe assy	1		
6	G0097P1-000008-00	垫圈 8	Washer 8	3		
7	G005783-008025-00	螺栓 M8×25	Bolt M8×25	3		
8	R9615-323000-000	抱箍	Hoop	1		
9	G000096-000008-00	垫圈 8	Washer 8	2		
10	A309-320001-000	螺栓	Bolt	2		
11	G001337-000008-00	螺母 M8	Nut M8	2		
12	A309-320002-000	垫圈	Washer	2		
13	A309-320003-000	缓冲垫	Cushion	4		
14	G000096-000010-00	垫圈 10	Washer 10	2		
15	G005783-010025-00	螺栓 M10×25	Bolt M10×25	4		
16	G000093-000010-00	垫圈 10	Washer 10	4		
17	G0097P1-000010-00	垫圈 10	Washer 10	4		
18	RTC181-320001-000	消声器左支架	Muffler left support	1		
19	RTC181-320002-000	消声器右支架	Muffler right support	1		

图 3-2 排气系统  
Fig. 3-2 Exhaust system

E#CPCD15/18-XG98C-RT4 F#CPCD15/18-XG98E-RT2

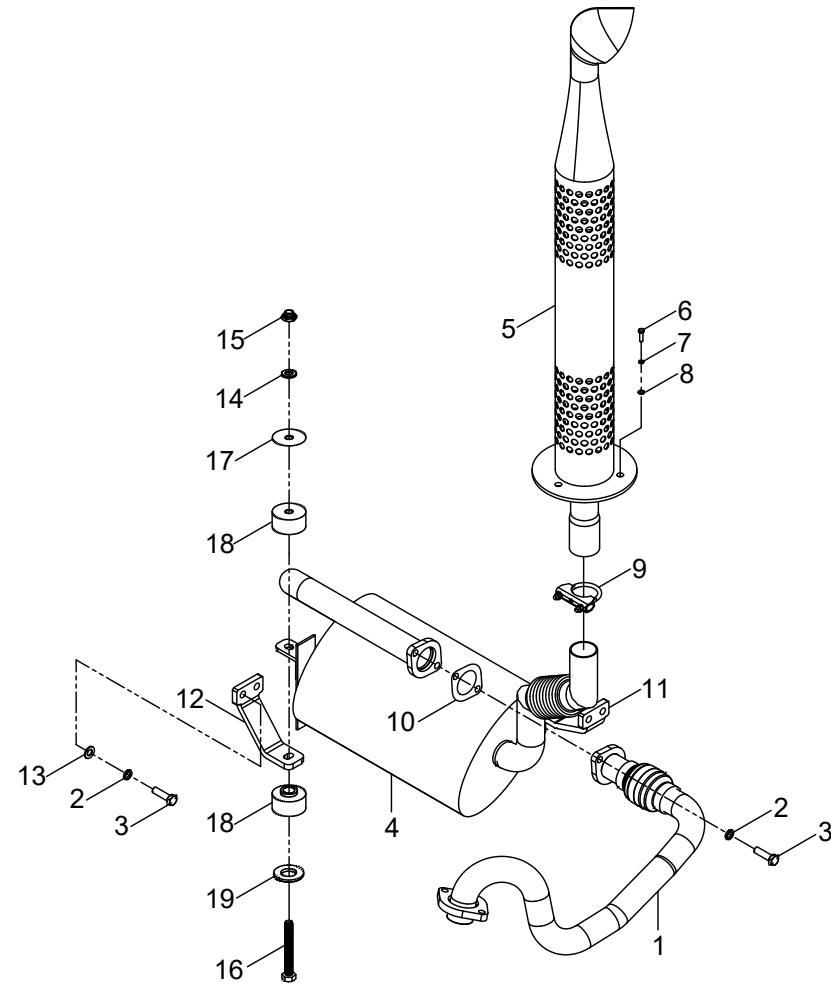


图 3-1/Fig.3-1 排气系统/Exhaust system

序号 Item	物料码 Part No.	名称	Description	数量 Qty	日期 Date	备注或适用车型 Remarks or Serial No.
1	RTC182-321000-000	排气管	Exhaust pipe	1		
2	G005783-010025-00	螺栓 M10×25	Bolt M10×25	6		
3	G000093-000010-00	垫圈 10	Washer 10	4		
4	RTC182-322000-000	消声器总成	Muffler assy	1		
5	RTC181-323000-000	排气尾管	Tailpipe assy	1		
6	G005783-008025-00	螺栓 M8×25	Bolt M8×25	3		
7	G000093-000008-00	垫圈 8	Washer 8	3		
8	G0097P1-000008-00	垫圈 8	Washer 8	3		
9	R9615-323000-000	抱箍	Hoop	1		
10	3E-130001	垫片	Shim	1		
11	RTC181-320001-000	消声器左支架	Muffler left support	1		
12	RTC181-320002-000	消声器右支架	Muffler right support	1		
13	G0097P1-000010-00	垫圈 10	Washer 10	4		
14	G000096-000008-00	垫圈 8	Washer 8	2		
15	G001337-000008-00	螺母 M8	Nut M8	2		
16	A309-320001-000	螺栓	Bolt	2		
17	A309-320002-000	垫圈	Washer	2		
18	A309-320003-000	缓冲垫	Cushion	4		
19	G000096-000010-00	垫圈 10	Washer 10	2		

图4 冷却系统  
Fig.4 Cooling system

A#CPCD15/18-XW97C-RT4 B#CPCD15/18-XW97E-RT2

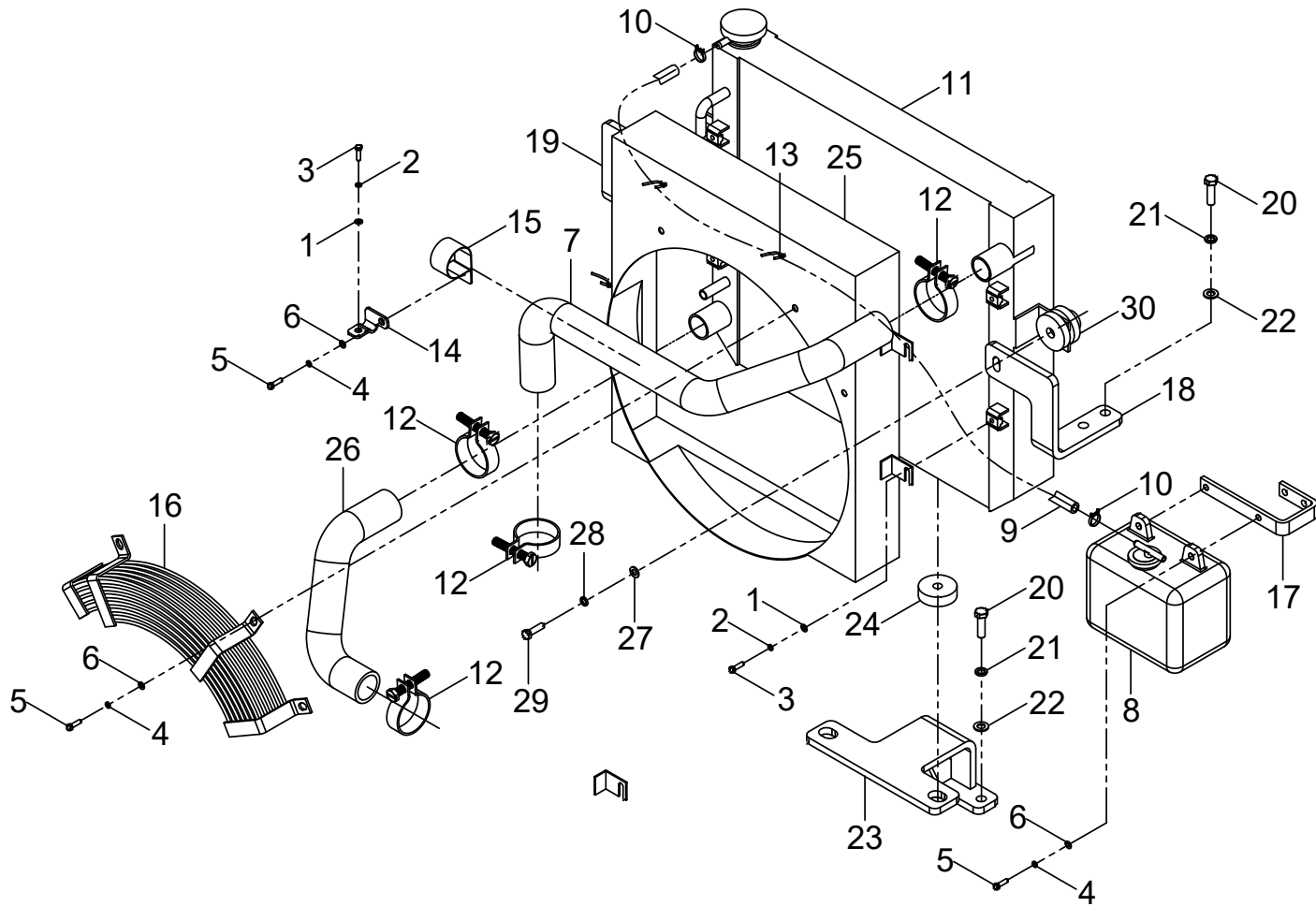


图 4/Fig.4 冷却系统/Cooling system

序号 Item	物料码 Part No.	名称	Description	数量 Qty	日期 Date	备注或适用车型 Remarks or Serial No.
1	G000093-000006-00	垫圈 6	Washer 6	5		
2	G000096-000006-00	垫圈 6	Washer 6	5		
3	G005783-006016-00	螺栓 M6×16	Bolt M6×16	5		
4	G000093-000008-00	垫圈 8	Washer 8	8		
5	G005783-008020-00	螺栓 M8×20	Bolt M8×20	8		
6	G000096-000008-00	垫圈 8	Washer 8	8		
7	RTC180-330006-000	散热器进水胶管	Radiator water inlet hose	1		
8	XF250-330200-000	膨胀水箱	Water tank	1		
9	XF250-330003-W00	胶管 (内径φ8)	Rubber hose	1		
10	MB250-330003-000	钢带弹性抱箍	Hoop	2		
11	XR311-331000-001	散热器总成	Radiator assy	1		
12	Q672-45-G00	双钢丝式环箍 45	Hoop 45	4		
13	XF250-700001-G00	扎带	Tie	2		
14	MB259-330020-000	水管支架	Water pipe support	1		
15	SC301-600002-000	抱箍	Hoop	1		
16	XF2526-333000-000	风扇保护罩	Fan guard	1		
17	RTC180-330001-000	膨胀水箱支架	Water tank support	1		
18	RTC180-330002-000	散热器左支架	Radiator bracket-LH	1		
19	RTC180-330003-000	散热器右支架	Radiator bracket-RH	1		
20	G005783-012025-00	螺栓 M12×25	Bolt M12×25	6		
21	G000093-000012-00	垫圈 12	Washer 12	6		
22	G000096-000012-00	垫圈 12	Washer 12	6		
23	RTC180-330400-000	散热器下支架	Radiator lower bracket	1		
24	30HB-330004A	垫块	Cushion block	2		
25	RTC180-332000-000	护风圈总成	Retaining ring assembly	1		
26	RTC180-330005-000	散热器出水胶管	Radiator outlet hose	1		
27	G000096-000010-00	垫圈 10	Washer 10	2		
28	G000093-000010-00	垫圈 10	Washer 10	2		
29	G005783-010045-00	螺栓 M10×45	Bolt M10×45	2		
30	XF250-330100-000	缓冲垫	Cushion	2		

图 4-1 冷却系统  
Fig.4-1 Cooling system

C#CPCD15/18-XW33C-RT4 D#CPCD15/18-XW33E-RT2

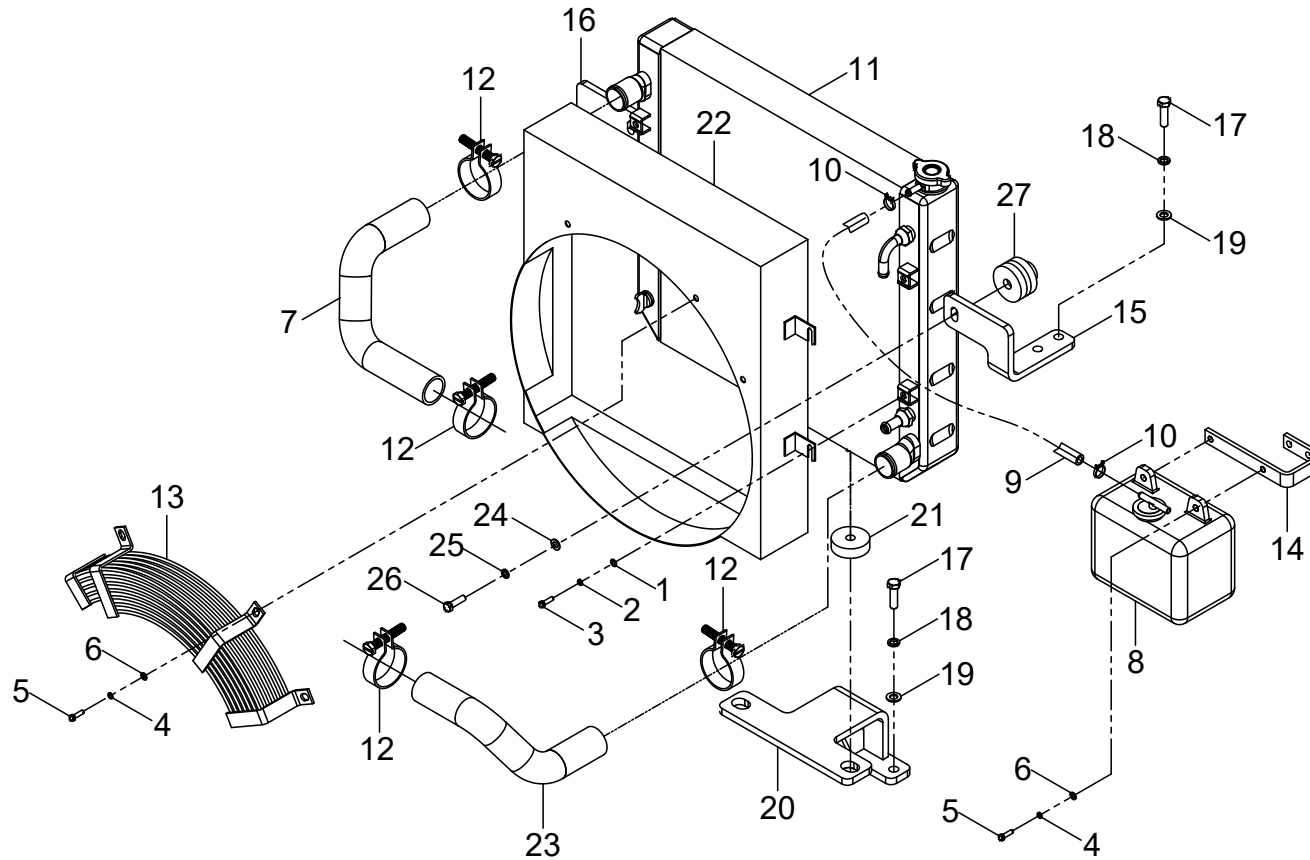


图 4-1/ Fig.4-1 冷却系统/Cooling system

序号 Item	物料码 Part No.	名称	Description	数量 Qty	日期 Date	备注或适用车型 Remarks or Serial No.
1	G000093-000006-00	垫圈 6	Washer 6	4		
2	G000096-000006-00	垫圈 6	Washer 6	4		
3	G005783-006016-00	螺栓 M6×16	Bolt M6×16	4		
4	G000093-000008-00	垫圈 8	Washer 8	7		
5	G005783-008020-00	螺栓 M8×20	Bolt M8×20	7		
6	G000096-000008-00	垫圈 8	Washer 8	7		
7	RTC181-330001-000	散热器进水胶管	Radiator water inlet hose	1		
8	XF250-330200-000	膨胀水箱	Water tank	1		
9	RTC181-330003-W00	胶管 (内径φ8)	Rubber hose	1		
10	MB250-330003-000	钢带弹性抱箍	Hoop	2		
11	XR310-331000-000	散热器总成	Radiator assy	1	@221001	
11	RTC181-331000-000	散热器总成	Radiator assy	1	221001@	
12	Q672-48-G00	双钢丝式环箍 48	Hoop 48	4		
13	XF2526-333000-000	风扇保护罩	Fan guard	1	@221001	
13	RTE250-333000-000	风扇保护罩	Fan guard	1	221001@	
14	RTC180-330001-000	膨胀水箱支架	Water tank support	1		
15	RTC180-330002-000	水箱左支架	Left bracket of radiator	1		
16	RTC180-330003-000	水箱右支架	Right bracket of radiator	1		
17	G005783-012025-00	螺栓 M12×25	Bolt M12×25	6		
18	G000093-000012-00	垫圈 12	Washer 12	6		
19	G000096-000012-00	垫圈 12	Washer 12	6		
20	RTC180-330400-000	水箱下支架	Radiator lower bracket	1		
21	30HB-330004A	垫块	Cushion block	2		
22	RTC181-332000-000	护风圈总成	Retaining ring assembly	1		
23	RTC181-330002-000	散热器出水胶管	Radiator outlet hose	1		
24	G000096-000010-00	垫圈 10	Washer 10	2		
25	G000093-000010-00	垫圈 10	Washer 10	2		
26	G005783-010045-00	螺栓 M10×45	Bolt M10×45	2		
27	XF250-330100-000	缓冲垫	Cushion	2		

图 4-2 冷却系统  
Fig.4-2 Cooling system

E#CPCD15/18-XG98C-RT4 F#CPCD15/18-XG98E-RT2

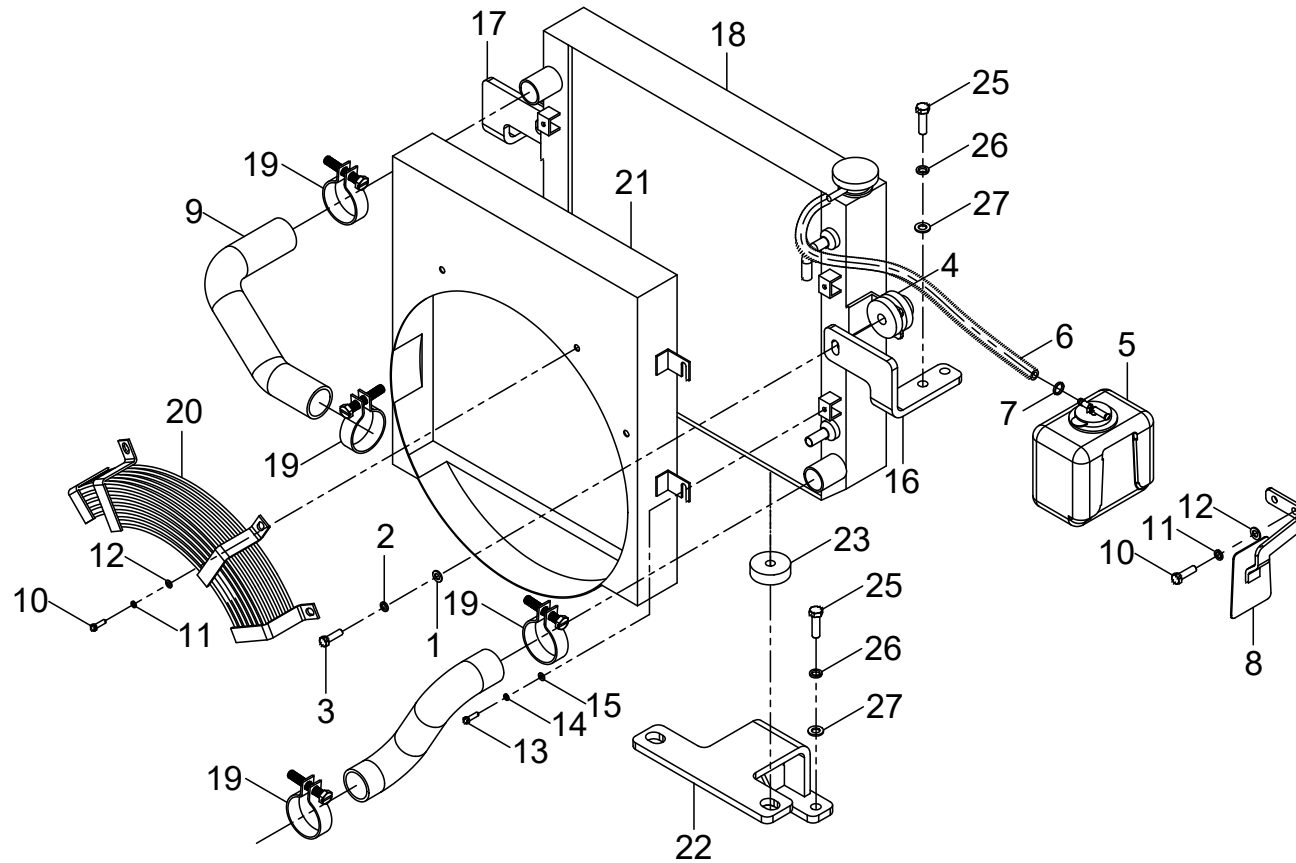


图 4-2/ Fig.4-2 冷却系统/Cooling system

序号 Item	物料码 Part No.	名称	Description	数量 Qty	日期 Date	备注或适用车型 Remarks or Serial No.
1	G000096-000010-00	垫圈 10	Washer 10	2		
2	G000093-000010-00	垫圈 10	Washer 10	2		
3	G005783-010045-00	螺栓 M10×45	Bolt M10×45	2		
4	XF250-330100-000	缓冲垫	Cushion	2		
5	XF2526-330200-000	膨胀水箱	Water tank	1		
6	XF250-330003-W00	胶管 (内径φ8)	Rubber hose	1		
7	MB250-330003-000	钢带弹性抱箍	Hoop	2		
8	RTC355-330100-000	膨胀水箱支架	Water tank support	1		
9	RTC182-330001-000	散热器进水胶管	Radiator water inlet hose	1		
10	G005783-008020-00	螺栓 M8×20	Bolt M8×20	5		
11	G000093-000008-00	垫圈 8	Washer 8	5		
12	G000096-000008-00	垫圈 8	Washer 8	5		
13	G005783-006018-00	螺栓 M6×18	Bolt M6×18	4		
14	G000093-000006-00	垫圈 6	Washer 6	4		
15	G000096-000006-00	垫圈 6	Washer 6	4		
16	RTC180-330002-000	水箱左支架	Left bracket of radiator	1		
17	RTC180-330003-000	水箱右支架	Right bracket of radiator	1		
18	XR310-331000-000	散热器总成	Radiator assy	1		
19	Q672-45-G00	双钢丝式环箍 45	Hoop 45	4		
20	XF2526-333000-000	风扇保护罩	Fan guard	1		
21	RTC182-332000-000	护风圈总成	Retaining ring assembly	1	-231130	
21	RTC182-332000-001	护风圈总成	Retaining ring assembly	1	231130-	
22	RTC180-330400-000	水箱下支架	Radiator lower bracket	1		
23	30HB-330004A	垫块	Cushion block	2		
24	RTC182-330002-000	散热器出水胶管	Radiator outlet hose	1		
25	G005783-012030-01	螺栓 M12×30	Bolt M12×30	2		
26	G000093-000012-00	垫圈 12	Washer 12	6		
27	G000096-000012-00	垫圈 12	Washer 12	6		
28	G005783-012035-01	螺栓 M12×35	Bolt M12×35	4		

图 5 燃油系统  
Fig.5 Fuel system

A#CPCD15/18-XW97C-RT4 B#CPCD15/18-XW97E-RT2

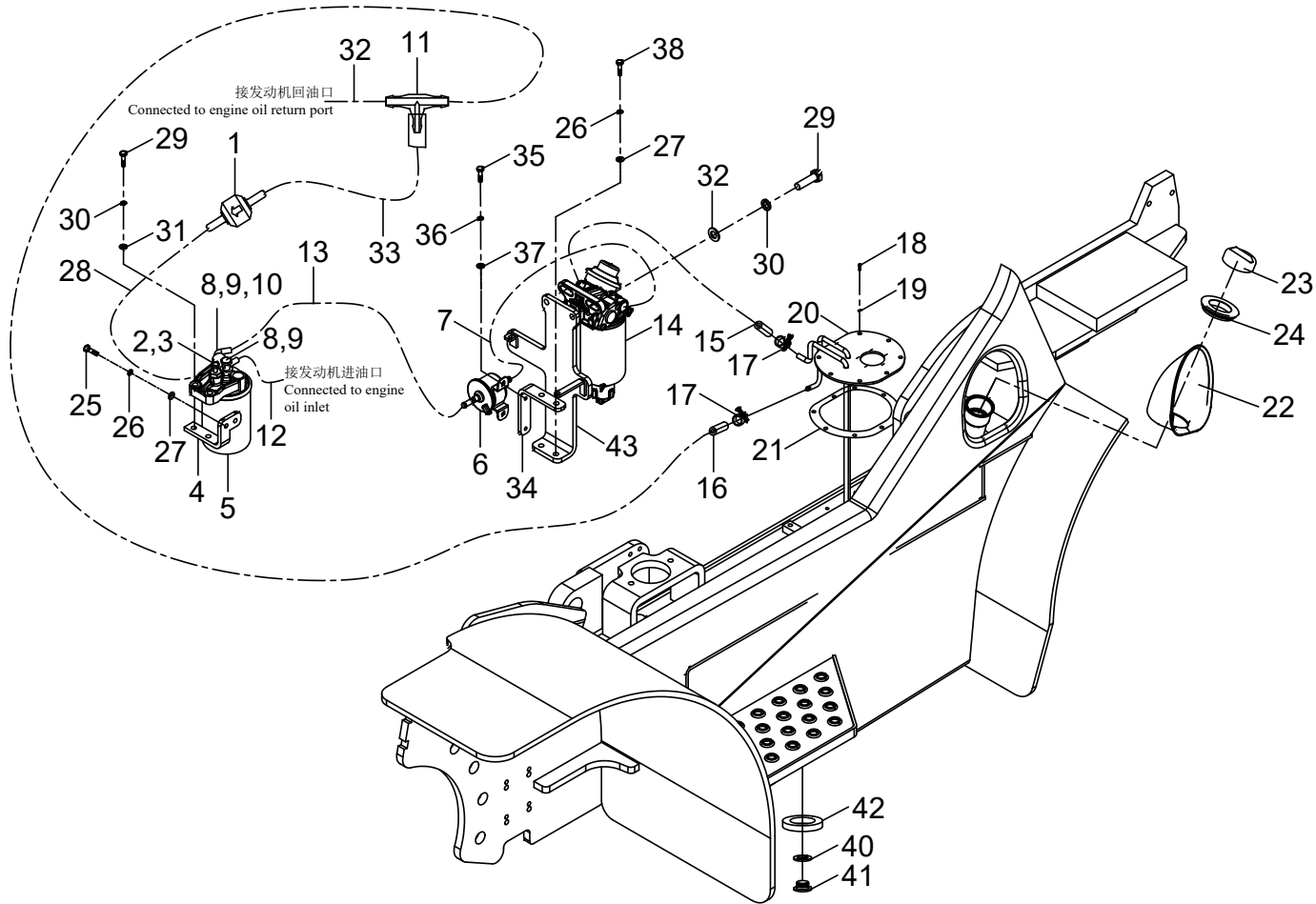


图 5/Fig.5 燃油系统/Fuel system

序号 Item	物料码 Part No.	名称	Description	数量 Qty	日期 Date	备注或适用车型 Remarks or Serial No.
1	XF2526-345000-G00	单向阀	Check valve	1		发动机自带 Engine comes with
2	XF2526-340004-W00	垫片	Shim	2		发动机自带 Engine comes with
3	XF2526-340001-W00	旋转管接头	Rotary pipe joint	1		发动机自带 Engine comes with
4	RTC354-341000-000	油滤支架	Oil filter support	1		
5	XF2526-341000-G00	燃油滤清器	Fuel filter	1		
6	XF2526-342000-G00	电子输油泵	Electronic oil transfer pump	1		
7	RTC180-340004-W00	输油胶管(内径Φ8)	Oil delivery hose	1		
8	XF2526-340010-W00	衬垫	Shim	8		发动机自带 Engine comes with
9	XF2526-340009-W00	接头	Joint	2		发动机自带 Engine comes with
10	XF2526-340011-W00	接头螺栓	Joint bolt	3		发动机自带 Engine comes with
11	XF2526-344000-G00	三通	Tee joint	1		
12	RTC180-340003-W00	输油胶管(内径Φ8)	Oil delivery hose	1		
13	RTC180-340008-W00	输油胶管(内径Φ8)	Oil delivery hose	1		
14	XF2526-343000-G00	油水分离器	Oil water separator	1		
15	RTC180-340002-W00	输油胶管(内径Φ8)	Oil delivery hose	1		
16	RTC180-340001-W00	输油胶管(内径Φ8)	Oil delivery hose	1		
17	Q675-16-G00	蜗杆传动式软管环箍 16	Hoop 16	16		
18	G005783-006016-00	螺栓 M6×16	Bolt M6×16	6		
19	J000982-000006-00	垫圈 6	Washer 6	6		
20	RTC180-343000-000	燃油箱盖组件	Cap as-fuel tank	1		
21	A300-340001-000	垫	Pad	1		
22	XF250-340002-000	燃油盖罩	Fuel cap	1		
23	A300-342000-G00	带锁燃油箱盖	Fuel tank cap with lock	1		
24	XF250-340003-000	橡胶圈	Rubber ring	1		
25	G005783-008030-00	螺栓 M8×30	Bolt M8×30	2		
26	G005787-020095-01	垫圈 8	Washer 8	4		
27	G000096-000008-00	垫圈 8	Washer 8	4		
28	RTC180-340006-W00	输油胶管(内径φ5)	Oil delivery hose	1		
29	G005783-010035-00	螺栓 M10×35	Bolt M10×35	2		
30	G000093-000010-00	垫圈 10	Washer 10	4		
31	G000096-000010-00	垫圈 10	Washer 10	1		
32	RTC180-340005-W00	输油胶管(内径φ5)	Oil delivery hose	1		
33	RTC180-340007-W00	输油胶管(内径φ5)	Oil delivery hose	1		
34	RTC354-344000-000	电子输油泵支架	Bracket	1		
35	G005783-006015-00	螺栓 M6×15	Bolt M6×15	2		

图 5/Fig.5 燃油系统/Fuel system

序号 Item	物料码 Part No.	名称	Description	数量 Qty	日期 Date	备注或适用车型 Remarks or Serial No.
36	G000093-000006-00	垫圈 6	Washer 6	2		
37	G000096-000006-00	垫圈 6	Washer 6	2		
38	G005782-008025-00	螺栓 M8×25	Bolt M8×25	2		
39	G005783-010025-00	螺栓 M10×25	Bolt M10×25	1		
40	A300-340002-000	垫圈	Washer	1		
41	N163-340008-000	螺塞	Screw plug	1		
42	N163-340002-000	磁铁	Magnet	2		
43	RTC354-400200-000	控制盒安装支架组件	Mounting bracket as-control box	1		

图 5-1 燃油系统  
Fig.5-1 Fuel system

C#CPCD15/18-XW33C-RT4 D#CPCD15/18-XW33E-RT2

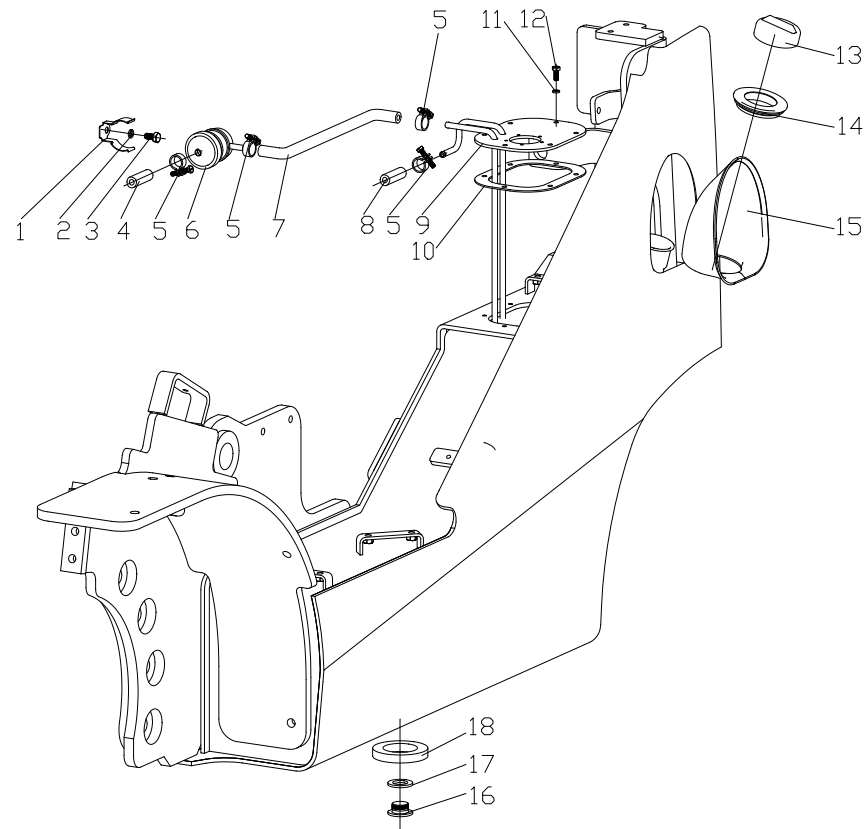


图 5-1/Fig.5-1 燃油系统/Fuel system

序号 Item	物料码 Part No.	名称	Description	数量 Qty	日期 Date	备注或适用车型 Remarks or Serial No.
A1	RTC181-340000-000	燃油系统	Fuel system	1		
1	198072-04320-G00	燃油滤清器支架	Bracket	1		
2	G000093-000008-00	垫圈 8	Washer 8	1		
3	G005783-008016-00	螺栓 M8×16	Bolt M8×16	1		
4	XF250-340001-W00	输油胶管(内径Φ8)	Rubber pipe	1		
5	Q672-18-G00	双钢丝环箍 18	Clamp	6		
6	YD-206-100T-G00	燃油滤清器	Oil filter	1		
7	XF250-340002-W00	输油胶管(内径Φ8)	Rubber pipe	1		
8	XF250-340003-W00	回油胶管(内径Φ8)	Rubber pipe	1		
9	RTC180-343000-000	燃油箱盖组件	Cover of fuel case assy	1		
10	A300-340001-000	垫	Pad	1		
11	J000982-000006-00	垫圈 6	Washer 6	6		
12	G005783-006016-00	螺栓 M6×16	Bolt M6×16	6		
13	A300-342000-G00	带锁燃油箱盖	Cover of fuel case, with lock	1		标配 standard
13	N163-341000-G00	不带锁燃油箱盖	Cover of fuel case, without	1		选配 optional
14	XF250-340003-000	橡胶圈	Rubber gasket	1		
15	XF250-340002-000	燃油盖罩	Housing of fuel cover	1		
16	N163-340008-000	螺塞	Plug	1		
17	A300-340002-000	垫圈	Washer	1		
18	N163-340002-000	磁铁	Magnetic iron	1		

图 5-2 燃油系统  
Fig.5-2 Fuel system

E#CPCD15/18-XG98C-RT4 F#CPCD15/18-XG98E-RT2

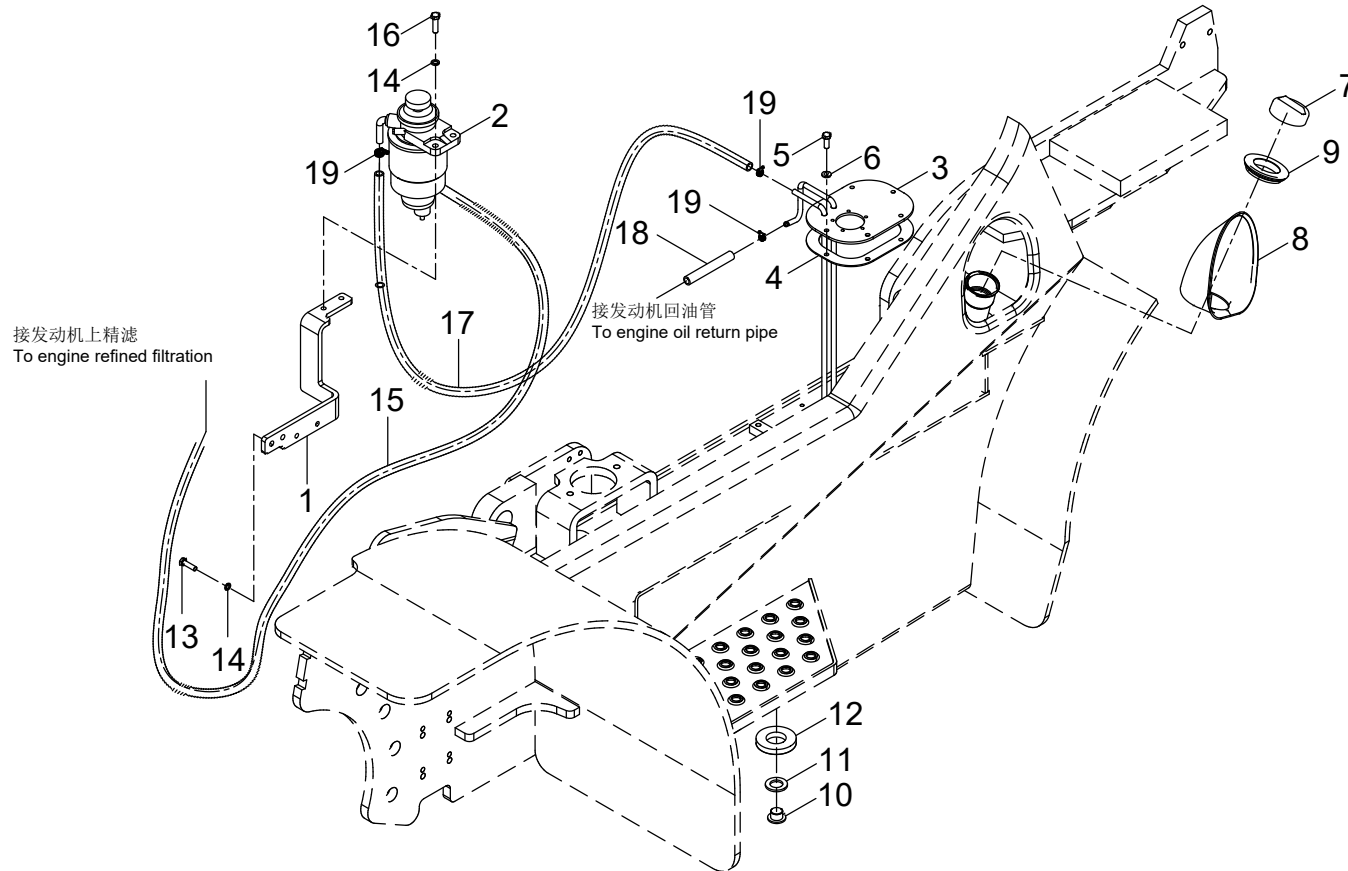


图 5-2/Fig.5-2 燃油系统/Fuel system

序号 Item	物料码 Part No.	名称	Description	数量 Qty	日期 Date	备注或适用车型 Remarks or Serial No.
1	RTC182-340001-000	油滤支架	Oil filter support	1	-231120	
1	RTC182-340004-000	油滤支架	Oil filter support	1	231120-	
2	XR3115-342000-000	油水分离器	Oil water separator	1		
3	RTC180-343000-000	燃油箱盖组件	Cover of fuel case assy	1		
4	A300-340001-000	垫	Pad	1		
5	G005783-006016-00	螺栓 M6×16	Bolt M6×16	6		
6	J000982-000006-00	垫圈 6	Washer 6	6		
7	A300-342000-G00	带锁燃油箱盖	Cover of fuel case, with lock	1		
8	XF250-340002-000	燃油盖罩	Housing of fuel cover	1		
9	XF250-340003-000	橡胶圈	Rubber gasket	1		
10	N163-340008-000	螺塞	Plug	1		
11	A300-340002-000	垫圈	Washer	1		
12	N163-340002-000	磁铁	Magnetic iron	1		
13	G005783-008020-00	螺栓 M8×20	Bolt M8×20	2		
14	G000093-000008-00	垫圈 8	Washer 8	4		
15	RTC182-340001-W00	输油胶管(内径Φ8)	Rubber pipe	1		
16	G005783-008025-00	螺栓 M8×25	Bolt M8×25	2		
17	RTC182-340002-W00	输油胶管(内径Φ8)	Rubber pipe	1		
18	RTC182-340003-W00	输油胶管(内径Φ8)	Rubber pipe	1		
19	Q675-18-G00	蜗杆传动式软管环箍 18	Hoop 18	6		

图 6 发动机安装  
Fig.6 Mounting gp-engine

A#CPCD15/18-XW97C-RT4 B#CPCD15/18-XW97E-RT2

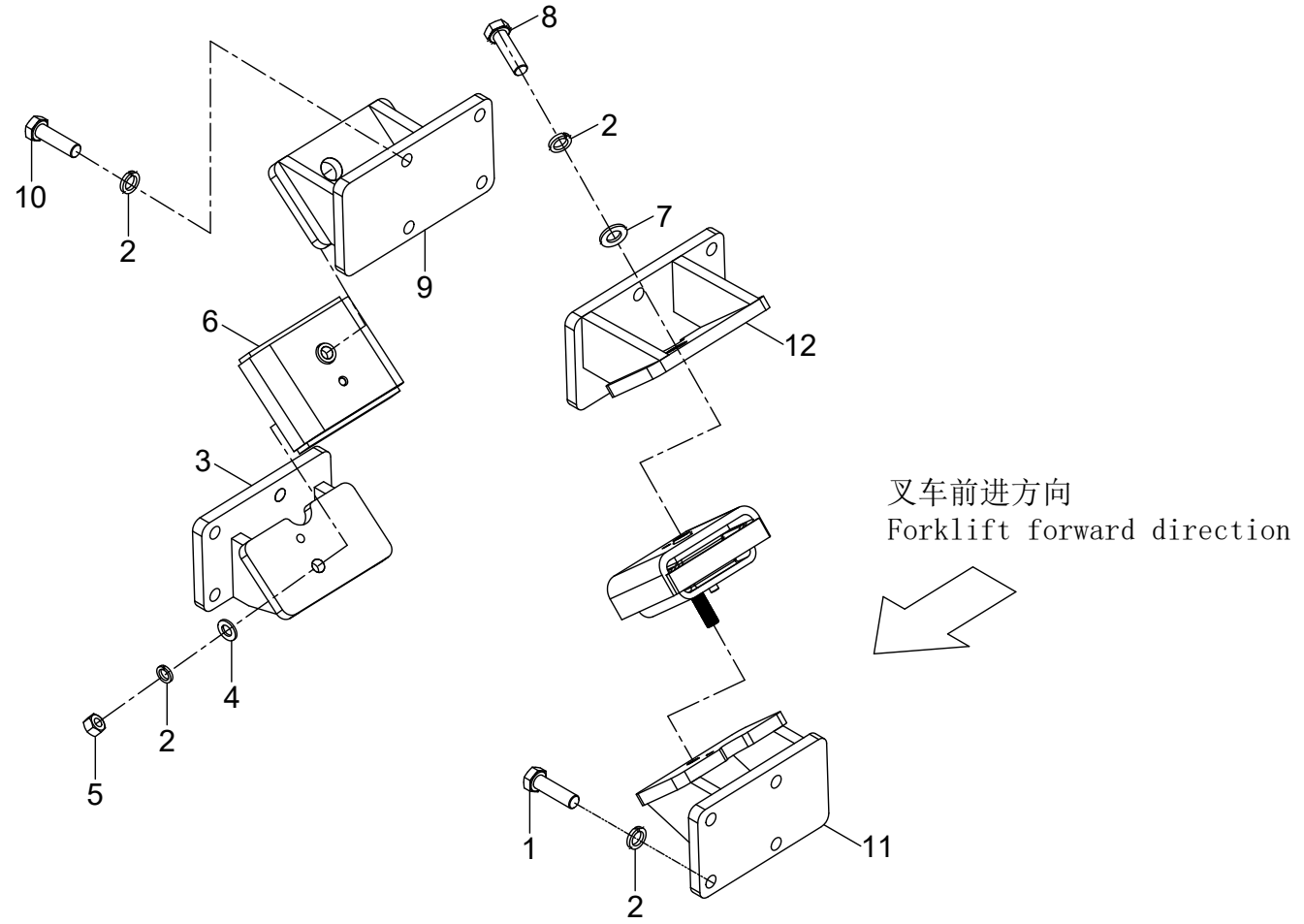


图 6/Fig.6 发动机安装/Mounting gp-engine

序号 Item	物料码 Part No.	名称	Description	数量 Qty	日期 Date	备注或适用车型 Remarks or Serial No.
1	G005783-012030-00	螺栓 M12×30	Bolt M12×30	8		
2	G000093-000012-00	垫圈 12	Washer 12	20		
3	RTC180-350400-000	发动机右支座	Engine mount-RH	1		
4	G0097P1-000012-00	垫圈 12	Washer 12	2		
5	G006171-000012-01	螺母 M12×1.25	Nut M12×1.25	2		
6	XF250-350500-000	缓冲垫总成	Cushion assembly	2		
7	50DH-300001	垫片	Shim	2		
8	G005786-012035-00	螺栓 M12×1.25×35	Bolt M12×1.25×35	2		
9	RTC180-350200-000	发动机右支架	Engine support-RH	1		
10	G005786-012030-00	螺栓 M12×1.25×30	Bolt M12×1.25×30	8		
11	RTC180-350300-000	发动机左支座	Engine mount-LH	1		
12	RTC180-350100-000	发动机左支架	Engine support-LH	1		

图 6-1 发动机安装  
Fig.6-1 Mounting gp-engine

C#CPCD15/18-XW33C-RT4 D#CPCD15/18-XW33E-RT2

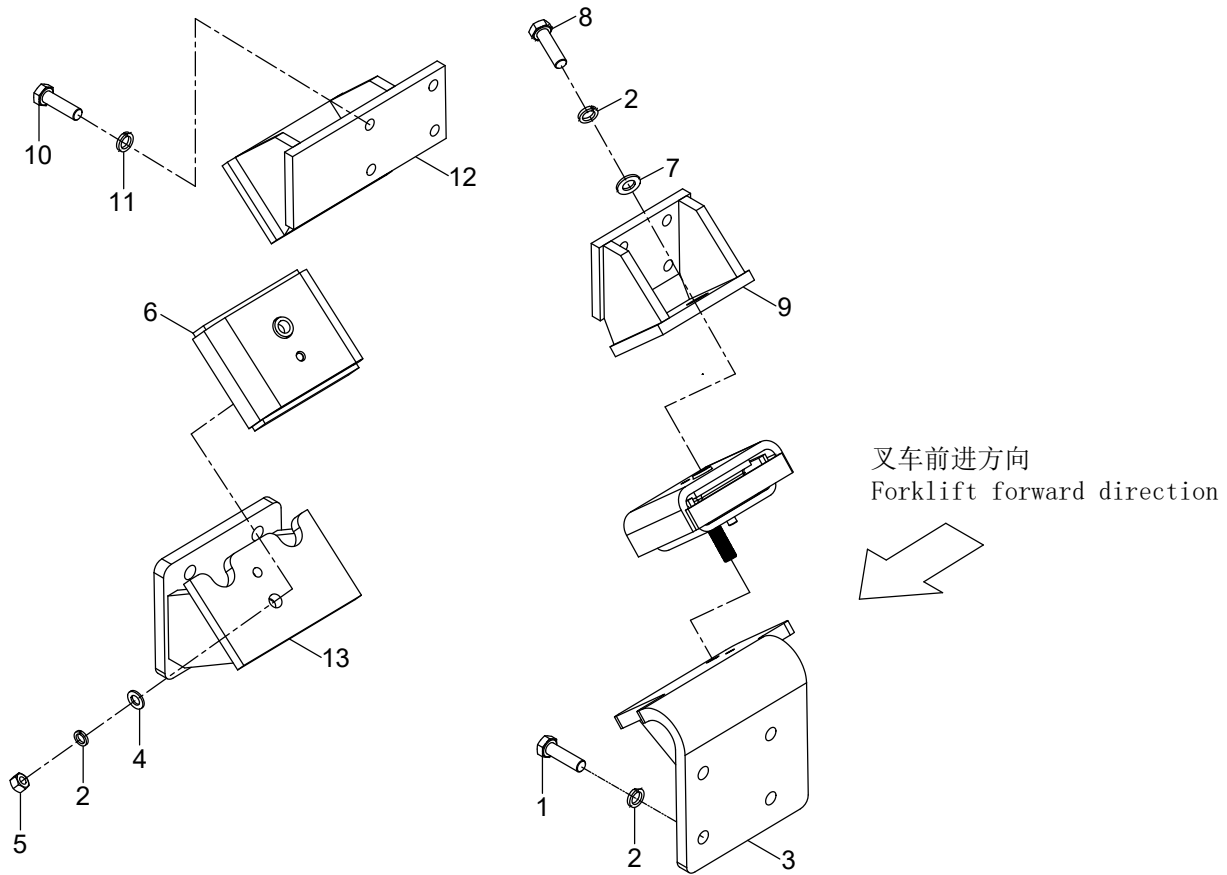


图 6-1/Fig.6-1 发动机安装/Mounting gp-engine

序号 Item	物料码 Part No.	名称	Description	数量 Qty	日期 Date	备注或适用车型 Remarks or Serial No.
1	G005783-012030-00	螺栓 M12×30	Bolt M12×30	8		
2	G000093-000012-00	垫圈 12	Washer 12	12		
3	RTC181-350100-000	发动机左支座	Engine mount-LH	1		
4	G0097P1-000012-00	垫圈 12	Washer 12	2		
5	G006171-000012-01	螺母 M12×1.25	Nut M12×1.25	2		
6	XF250-350500-000	缓冲垫总成	Cushion assembly	2		
7	50DH-300001	垫片	Shim	2		
8	G005786-012035-00	螺栓 M12×1.25×35	Bolt M12×1.25×35	2		
9	XF250-350200-000	发动机左支架	Engine support-LH	1		
10	G005783-010030-00	螺栓 M10×30	Bolt M10×30	8		
11	G000093-000010-00	垫圈 10	Washer 10	8		
12	XF250-350300-000	发动机右支架	Engine support-RH	1		
13	RTC181-350400-000	发动机右支座	Engine mount-RH	1		

图 6-2 发动机安装  
Fig.6-2 Mounting gp-engine

E#CPCD15/18-XG98C-RT4 F#CPCD15/18-XG98E-RT2

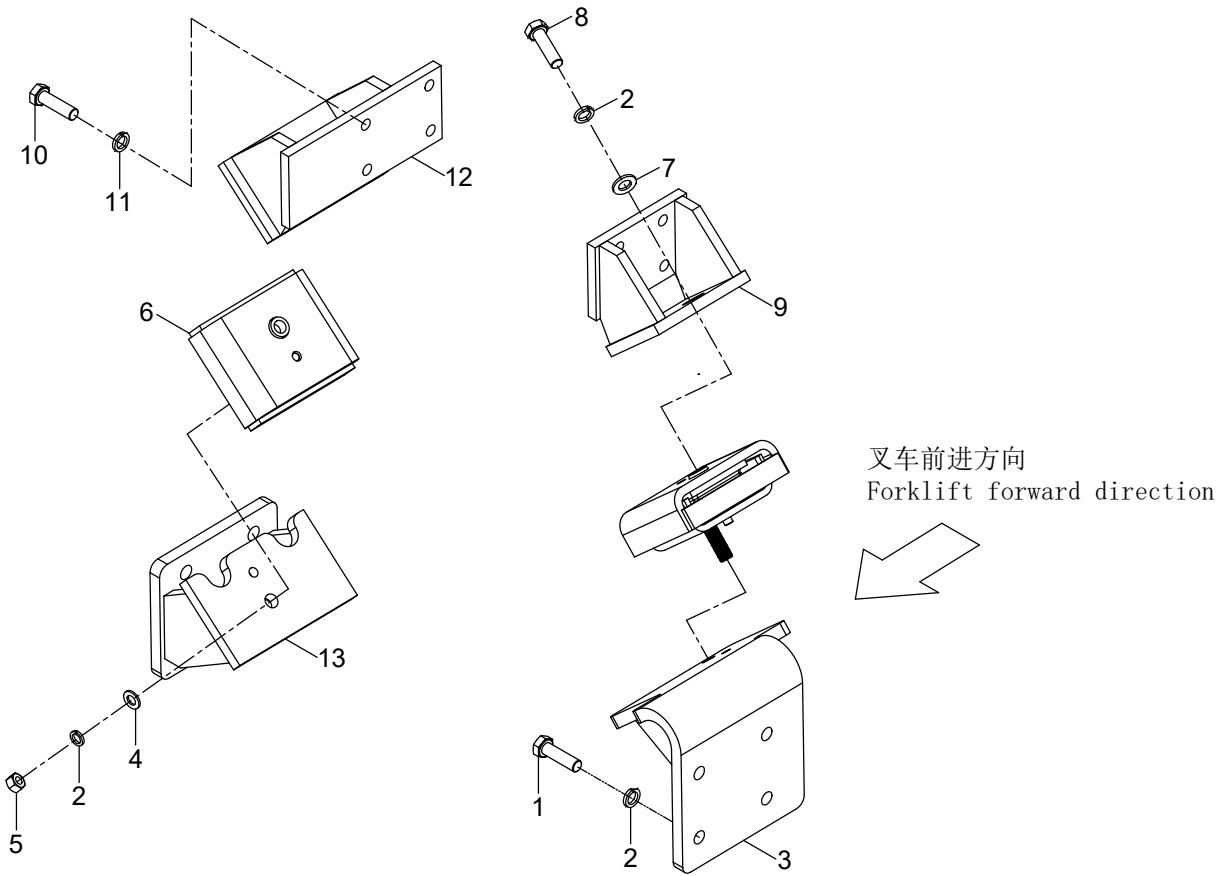


图 6-2/Fig.6-2 发动机安装/Mounting gp-engine

序号 Item	物料码 Part No.	名称	Description	数量 Qty	日期 Date	备注或适用车型 Remarks or Serial No.
1	G005783-012030-00	螺栓 M12×30	Bolt M12×30	8		
2	G000093-000012-00	垫圈 12	Washer 12	12		
3	RTC182-350300-000	发动机左支座	Engine mount-LH	1		
4	G0097P1-000012-00	垫圈 12	Washer 12	2		
5	G006171-000012-01	螺母 M12×1.25	Nut M12×1.25	2		
6	XF250-350500-000	缓冲垫总成	Cushion assembly	2		
7	50DH-300001	垫片	Shim	2		
8	G005786-012035-00	螺栓 M12×1.25×35	Bolt M12×1.25×35	2		
9	RTC182-350100-000	发动机左支架	Engine support-LH	1		
10	G005783-010030-00	螺栓 M10×30	Bolt M10×30	6		
11	G000093-000010-00	垫圈 10	Washer 10	6		
12	RTC182-350200-000	发动机右支架	Engine support-RH	1		
13	RTC182-350400-000	发动机右支座	Engine mount-RH	1		



## 第四部分 车身系统目录

### Part IV Body system contents

A#CPCD15/18-XW97C-RT4    B#CPCD15/18-XW97E-RT2    C#CPCD15/18-XW33C-RT4    D#CPCD15/18-XW33E-RT2    E#CPCD15/18-XG98C-RT4  
 F#CPCD15/18-XG98E-RT2

序号 Item	名称 Description	适用车型 Serial No.	页码 Page
图 1 Fig. 1	平衡重总成 Counter balance assy	全部车型 All models of truck	4-0
图 2 Fig. 2	标示 Nameplate	全部车型 All models of truck	4-2
图 3 Fig. 3	座椅总成 Seat assy	全部车型标配 All models of truck STD	4-6
图 3-1 Fig. 3-1	座椅总成 Seat assy	全部车型选配 All models of truck OPT	4-8
图 3-2 Fig. 3-2	座椅总成 Seat assy	全部车型选配 All models of truck OPT	4-10
图 4 Fig. 4	车身系统 Truck body system	全部车型 All models of truck	4-12
图 5 Fig. 5	仪表架总成 Instrument frame assy	全部车型 All models of truck	4-16
图 6 Fig. 6	机罩及底板总成 Hood and floor board assy	全部车型 All models of truck	4-18
图 7 Fig. 7	仪表架及护顶架总成 Overhead guard assy	全部车型 All models of truck	4-20





图 1 平衡重总成  
Fig.1 Counter balance assy

全部车型  
All models of truck

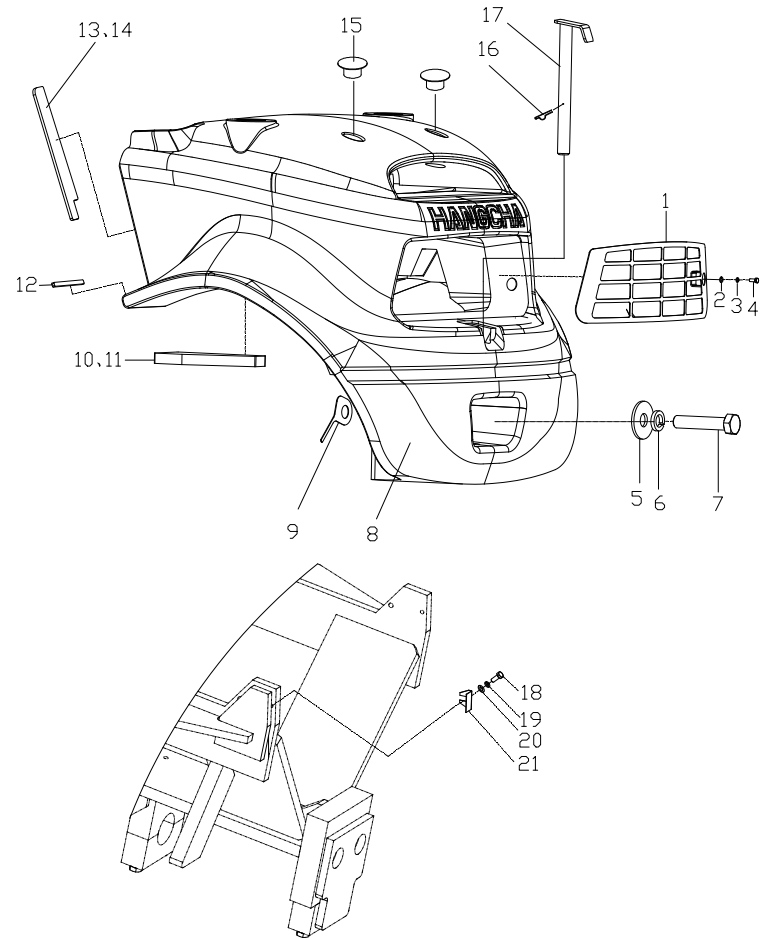


图 1/Fig.1 平衡重总成/Counter balance assy

序号 Item	物料码 Part No.	名称	Description	数量 Qty	日期 Date	备注或适用车型 Remarks or Serial No.
1	RTE350-010100-000	平衡重网罩	Mesh enclosure	1		
2	G000093-000008-00	垫圈 8	Washer 8	2		
3	G000096-000008-00	垫圈 8	Washer 8	2		
4	G005783-008020-00	螺栓 M8×20	Bolt M8×20	2		
5	R450-010002-000	垫圈	Washer	2		
6	G007244-000036-00	垫圈 36	Washer 36	2		
7	G005782-036160-00	螺栓 M36×160	Towing pin M36×160	2		
8	RTC180-010001-000	平衡重	Counter balance	1		
9	R450-010003-000	调整垫片	Adjust shim	2		
10	RTC180-012000-000	小配重	Small counterweight	1		1.8t 四驱 4WD
11	RTE180-010001-000	小重块 1	Small counterweight 1	1		1.8t 二驱 2WD
11	RTE180-011000-000	小重块 2	Small counterweight 2	1		1.8t 二驱 2WD
12	RTE350-010002-000	密封条	Sealing strip	2		
13	RTC180-010002-000	左密封条	Sealing strip-LH	1		
14	RTC180-010003-000	右密封条	Sealing strip-RH	1		
15	N163-010002-000	塞子	Plug	2		
16	XB450-010005-000	锁销	Pin	1		
17	RTC180-011000-000	牵引销	Towing pin	1		
18	G005783-010020-00	螺栓 M10×20	Bolt M10×20	4		
19	G000093-000010-00	垫圈 10	Washer 10	6		
20	G0097P1-000010-00	垫圈 10	Washer 10	4		
21	N163-010007-000	调整垫片	Adjust shim	4		

图2 标示  
Fig.2 Nameplate

全部车型  
All models of truck

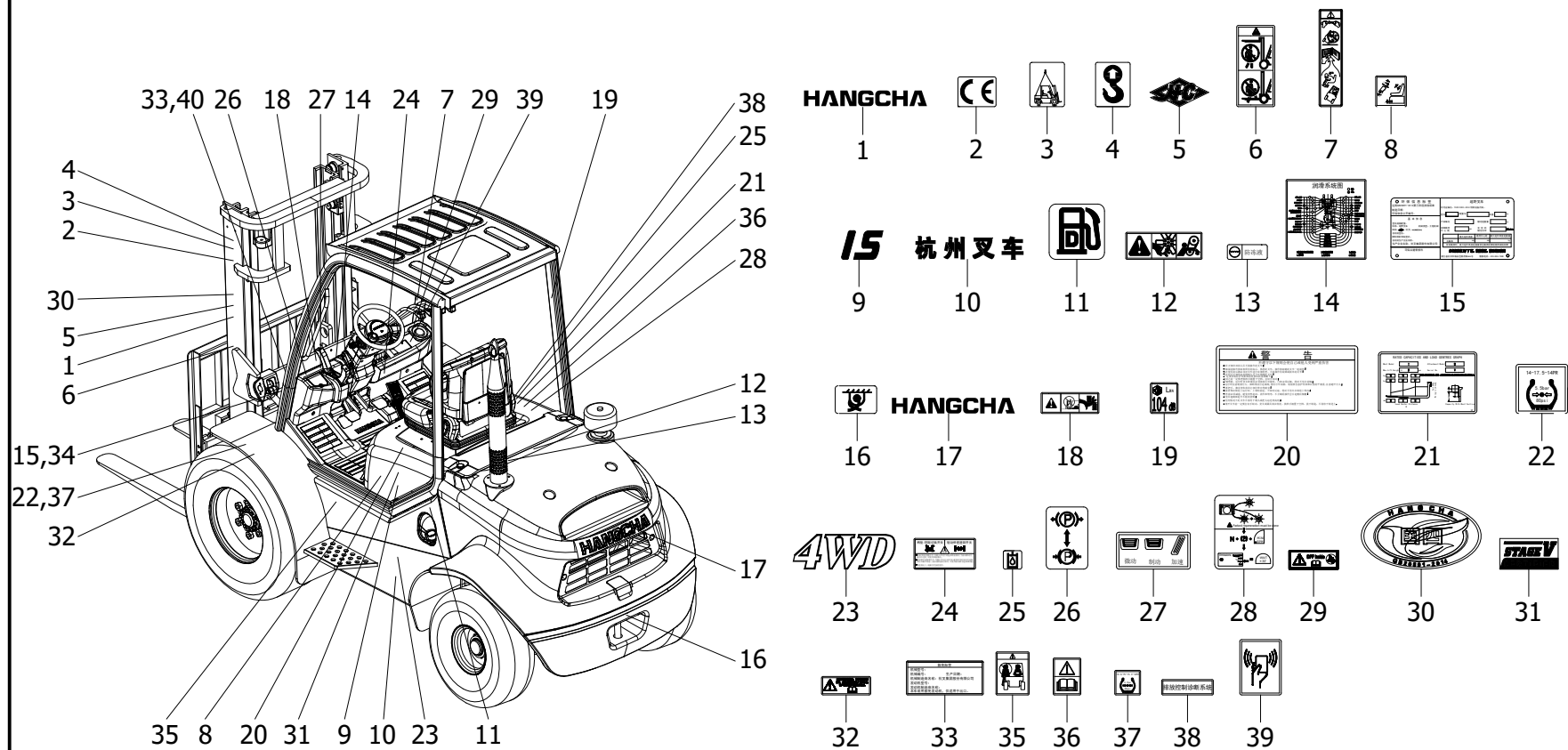


图 2/Fig.2 标示/Nameplate

序号 Item	物料码 Part No.	名称	Description	数量 Qty	日期 Date	备注或适用车型 Remarks or Serial No.
1	XR310-020037-000	字样标签	Script label	2		外销 English
2	R960-020012-001	CE 标签	CE label	2		仅 CE only CE
3	NC9321-020022-000	起吊点标签	Lifting position label	1		
4	R960-020035-001	起吊标签	Lift label	2		
5	R960-020059-000	HC 标志	HC label	2		内销 Chinese
6	R960-020049-001	危险标签	Dangerous label	2		内销 Chinese
6	NC9321-020008-000	门架警告标签	Mast warning label	2		
7	NC9321-020013-000	安全带标签	Safe belt label	1		
8	XF250-020014-001	机罩打开标签	Hood open label	1		
9	XF150-020011-001	吨位标签	Tonnage label	2		1.5t
9	XF180-020011-001	吨位标签	Tonnage label	2		1.8t
10	XR310-020005-000	字样标签	Script label	2		内销 Chinese
10	R960-020037-001	字样标签	Script label	2		外销 English
11	R960-020028-001	柴油标签	Diesel oil label	1		外销 English
11	XB450-020010-000	柴油标签	Diesel oil label	1		W97
11	XR310-020028-000	柴油标签	Diesel oil label	1		内销 Chinese
12	NC9321-020010-000	切手危险标签	Hand cut risk label	1		
13	R960-020016-001	防冻液标签	Antifreeze label	1		内销 Chinese
13	R960-020017-001	防冻液标签	Antifreeze label	1		外销 English
14	R960-020021-001	润滑系统标签	Lubrication	1		内销 Chinese
14	R960-020020-001	润滑系统标签	Lubrication	1		外销 English
15	RTC350-020011-000	产品铭牌	Product nameplate	1		G98
15	RTE350-020009-000	产品铭牌	Product nameplate	1		内销(除 G98) Chinese (except G98)
15	RTE350-020003-000	产品铭牌	Product nameplate	1		外销中性 English、neutral
15	RTE350-020008-000	产品铭牌	Product nameplate	1		外销 English
15	RTE350-020010-800	产品铭牌	Product nameplate	1		CE
16	R960-020023-001	拴系点标签	Tiedown point label	1		
17	R960-020037-001	字样标签	Script label	1		
18	A300-020012-000	危险标签	Dangerous label	1		
19	X700-020020-000	噪音标示	Noise label	1		W33/G98
19	RTC180-020004-000	噪音标示	Noise label	1		W98
20	R960-020029-001	警告标签	Warn label	1		内销 Chinese
20	R960-020009-001	警告标签	Warn label	1		外销 English
21	RTE350-020026-000	载荷曲线标牌	Load label	1		外销 English
21	RTE350-020027-000	载荷曲线标牌	Load label	1		内销 Chinese

图2 标示  
Fig.2 Nameplate

全部车型  
All models of truck

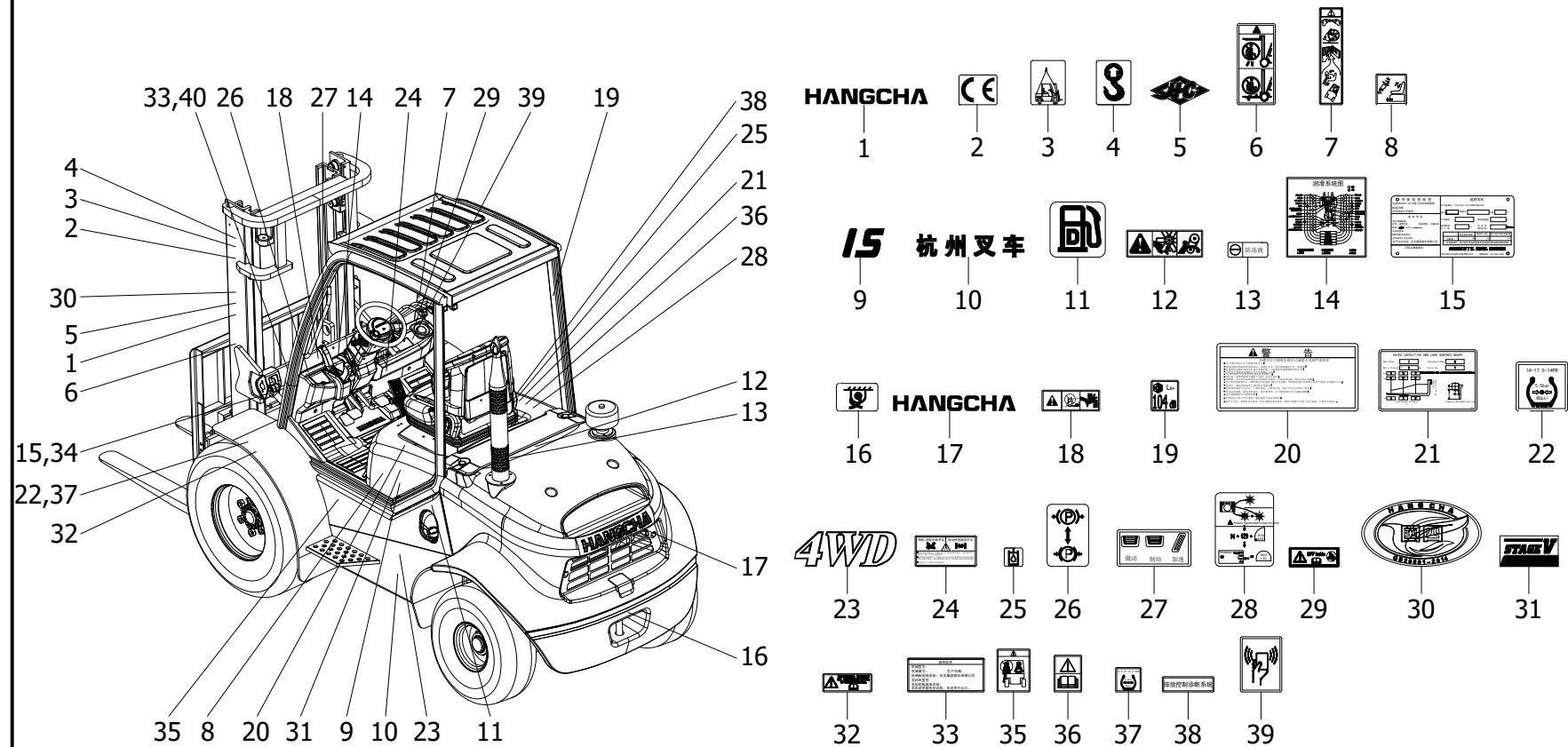


图 2/Fig.2 标示/Nameplate

序号 Item	物料码 Part No.	名称	Description	数量 Qty	日期 Date	备注或适用车型 Remarks or Serial No.
22	A2A300-020048-000	轮胎气压标签	Type pressure label	1		
22	A2A300-020051-000	轮胎气压标签	Type pressure label	1		6.2bar
23	RTC350-020001-000	四驱标签	4WD label	1		
24	RTC350-020009-000	操作说明标签	Operating instruction label	1		内销 Chinese
24	RTC350-020010-000	操作说明标签	Operating instruction label	1		外销 English
25	R960-020011-001	液压油标签	Hydraulic oil label	1		
26	R960-020022-001	手制动标签	Hand brake label	1		外销 English
26	A2A300-020039-000	手制动标签	Hand brake label	1		内销 Chinese
27	R960-020039-001	操纵标签 1	Operation label 1	1		内销 Chinese
27	R960-020007-001	操纵标签 1	Operation label 1	1		外销 English
28	XF250-020024-000	再生操作说明标签	Regeneration operation instruction label	1		W98
29	XF250-020026-000	DPF 警告标签	DPF warning label	1		W98
30	A2A300-020018-000	国四标签	Chinese IV label	1		G92
31	XF2526-020001-500	欧五标签	Stage V label	1		W98
32	RTE350-020028-000	半轴拆卸警告标签	Half shaft disassembly warning label	1		内销 Chinese
32	RTE350-020029-000	半轴拆卸警告标签	Half shaft disassembly warning label	1		外销 English
33	A2A300-020020-000	豁免标签	Exemption label	1	230203-	Except G92
34	G012618-3P2011-00	铆钉 3.2×11	Rivet 3.2×11	4		
35	XBC700-020001-000	乘客禁止标签	Passenger prohibition label	1	231025-	
36	ABSN360-010002-000	安全须知标签	Safety instructions label	1	231025-	外销 English
37	A2A300-020050-000	轮胎气压标签	Type pressure label	1		4WD 4.7bar
37	A2A300-020049-000	轮胎气压标签	Type pressure label	1		2WD 7.0bar
38	A2A300-020019-000	排放控制诊断系统标签	Emission Control Diagnostic System	1		内销 Chinese
39	XCIPY300-010008-000	刷卡标签	Swipe card label	1	231025-	内销 Chinese
40	G012618-3P2007-00	铆钉 3.2×7	Rivet 3.2×7	4		

图3 座椅总成  
Fig.3 Seat assy

全部车型标配  
All models of truck STD

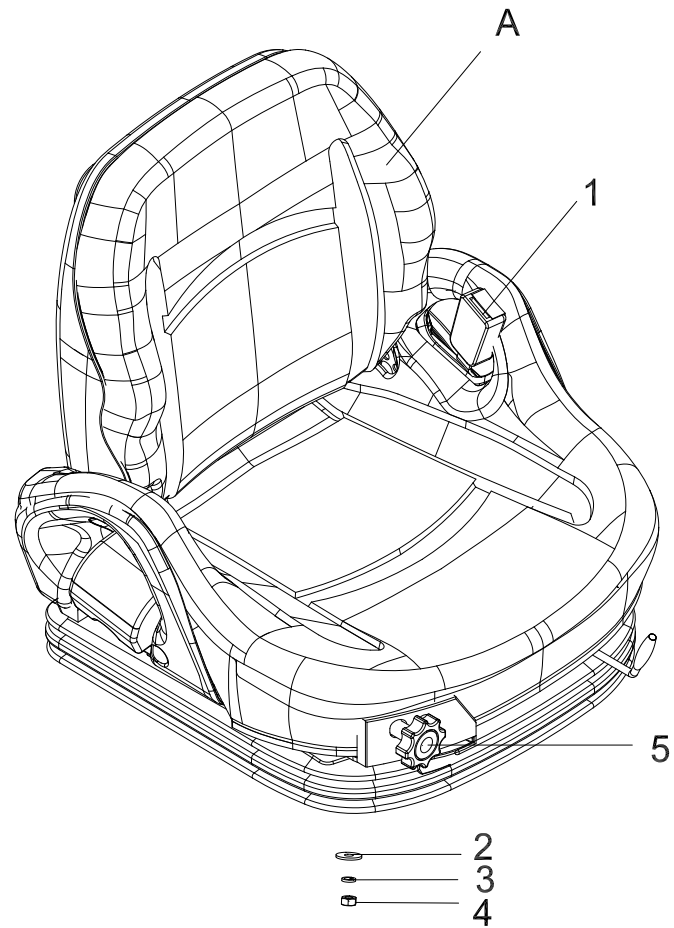


图 3/Fig.3 座椅总成/Seat assy

序号 Item	物料码 Part No.	名称	Description	数量 Qty	日期 Date	备注或适用车型 Remarks or Serial No.
A	XF250-030000-G49	座椅总成,带减震,	Seat assy, With damping	1		INC:1-5
1	XF250-030200-W50	安全带	Seat belt	1		
2	G000096-000008-00	垫圈 8	Washer 8	4		
3	G000093-000008-00	垫圈 8	Washer 8	4		
4	G006170-008016-00	螺母 M8	Nut M8	4		
5	XF250-030001-W50	体重调节手柄	Hand wheel	1		

图 3-1 座椅总成  
Fig.3-1 Seat assy

全部车型 OPT  
All models of truck OPT

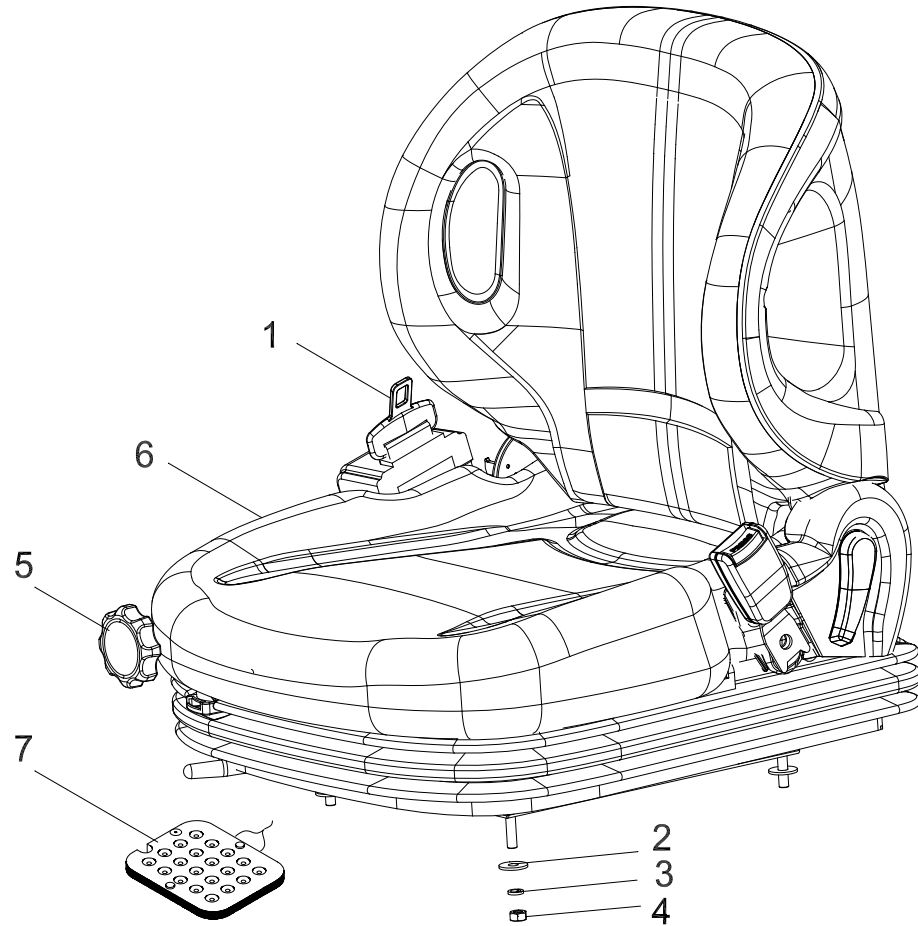




图 3-2 座椅总成  
Fig.3-2 Seat assy

全部车型 OPT  
All models of truck OPT

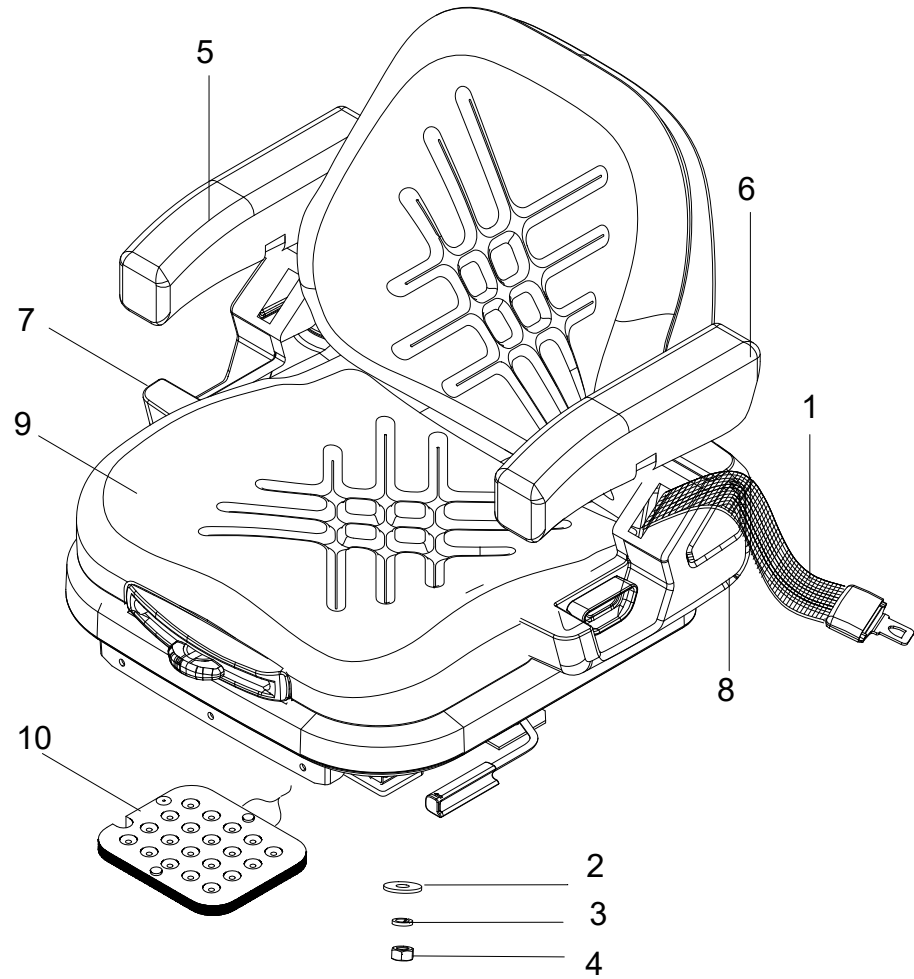


图 3-2/Fig.3-2 座椅总成/Seat assy

序号 Item	物料码 Part No.	名称	Description	数量 Qty	日期 Date	备注或适用车型 Remarks or Serial No.
A	XF250-030000-G29	座椅总成,带减震	Seat assy, With damping	1		INC:1-9
A	XF250-030000-G32	座椅总成,带减震	Seat assy, With damping	1		INC:1-10
1	XF250-030300-W30	安全带	Seat belt	4		
2	G000096-000008-00	垫圈 8	Washer 8	4		
3	G000093-000008-00	垫圈 8	Washer 8	4		
4	G006170-000080-00	螺母 M8	Nut M8	1		
5	XF250-030001-W30	右扶手	Handrail-RH	1		配对购买 Pairing buy
6	XF250-030002-W30	左扶手	Handrail-LH	1		
7	XF250-030003-W30	右护套	Sheath-RH	1		配对购买 Pairing buy
8	XF250-030004-W30	左护套	Sheath-LH	1		
9	NO PART NO.	座椅	Seat	1		
10	XF250-030005-W30	传感器	sensor	1		OPS

图4 车身系统  
Fig.4 Truck body system

全部车型  
All models of truck

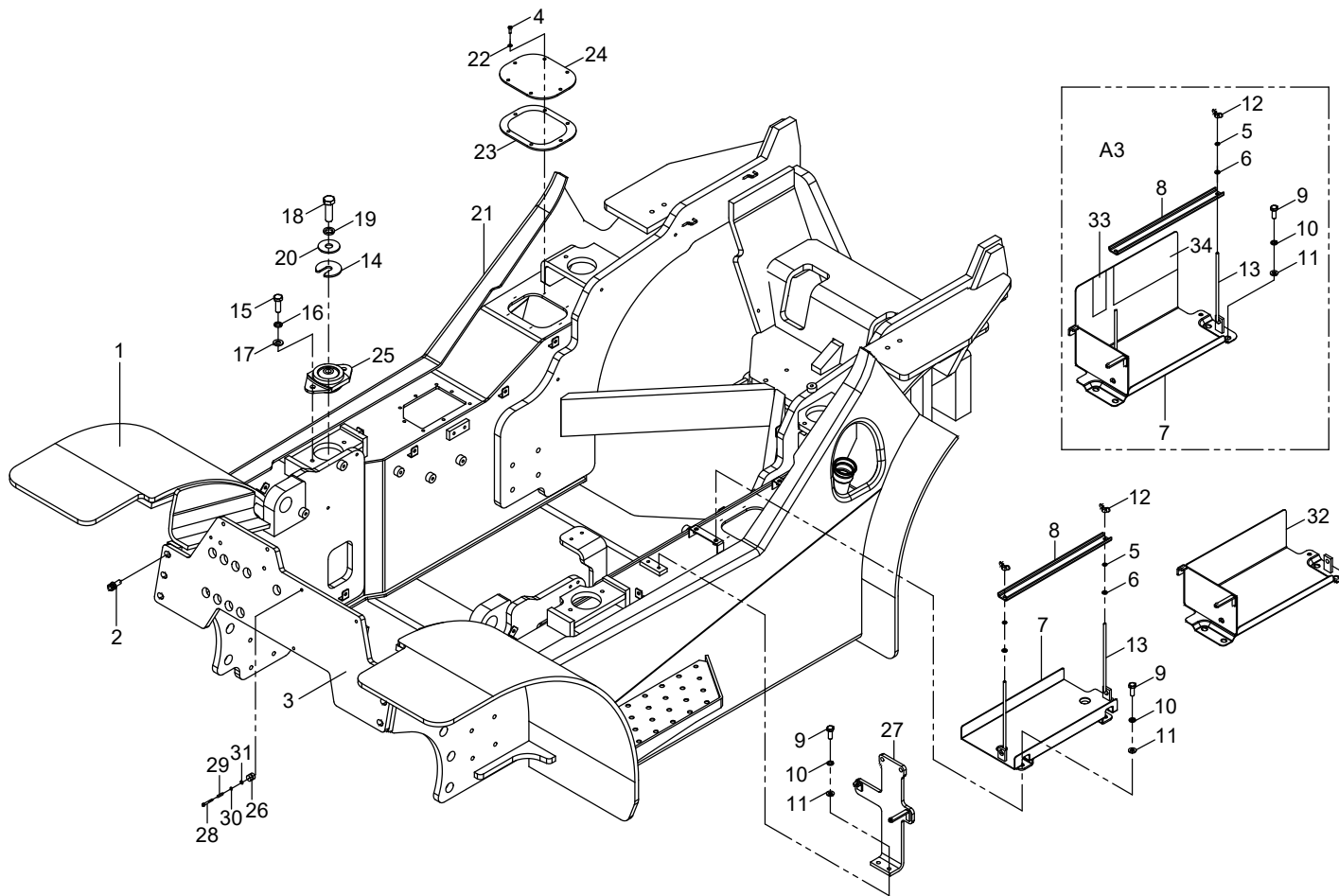


图 4/ Fig.4 车身系统/Truck body system

序号 Item	物料码 Part No.	名称	Description	数量 Qty	日期 Date	备注或适用车型 Remarks or Serial No.
1	RTC180-410000-000	车架	Truck frame	1		A#C#
1	RTE180-410000-000	车架	Truck frame	1		B#D#
1	RTC182-410000-000	车架	Truck frame	1		E#
1	RTE182-410000-000	车架	Truck frame	1		F#
2	A300-400100-000	螺栓组件 M12×30	Bolt M12×30	6		
3	RTC180-401000-000	横梁组件	Beam assy	1		
4	G005783-006016-01	螺栓 M6×16	Bolt M6×16	6		
A1	RTC354-440000-000	电瓶盒总成	Battery box assy	1		A#B# INC:5-13
A2	RTC350-440000-000	电瓶盒总成	Battery box assy	1		C#D# INC:5,6,8-13,32
A3	RTE355-440000-000	电瓶盒总成	Battery box assy	1		E#F# INC:5-13,33,34
5	G000093-000006-00	垫圈 6	Washer 6	2		
6	G0097P1-000006-00	垫圈 6	Washer 6	2		
7	RTC354-441000-000	电瓶盒托架组件	Battery box bracket assy	1		A#B#
7	RTE355-441000-000	电瓶盒托架组件	Battery box bracket assy	1		E#F#
8	MB250-440001-000	角钢	Angle iron	1		
9	G005783-008020-00	螺栓 M8×20	Bolt M8×20	6		
10	G000093-000008-00	垫圈 8	Washer 8	6		
11	G0097P1-000008-00	垫圈 8	Washer 8	6		
12	G006170-000006-00	螺母 M6	Nut M6	2		
13	N163-440001-000	拉杆	Pull rod	2		
14	RTE350-400006-000	调整垫片	Adjusting shim	AR		3mm
14	RTE181-400006-000	调整垫片	Adjusting shim	AR		1mm
15	G005783-010030-00	螺栓 M10×30	Bolt M10×30	8		
16	G000093-000010-00	垫圈 10	Washer 10	8		
17	G0097P1-000010-00	垫圈 10	Washer 10	8		
18	G005783-014045-00	螺栓 M14×45	Bolt M14×45	4		
19	G000093-000008-00	垫圈 14	Washer 14	4		
20	G000096-000014-00	垫圈 14	Washer 14	4		
21	RTE350-400001-001	密封条	Seal Strip	2		
22	J000982-000006-00	垫圈 6	Washer 6	6		
23	A300-340001-000	垫	Mat	1		
24	XB452-400002-000	盖板	Cover plate	1		
25	X700-400100-000	护顶架减震垫总成	Damping pad assy	4		
26	X700-400003-000	缓冲套	Buffer sleeve	3		
27	RTC354-400200-000	控制盒安装支架组件	Mounting bracket as-control	1		A#B#

图4 车身系统  
Fig.4 Truck body system

全部车型  
All models of truck

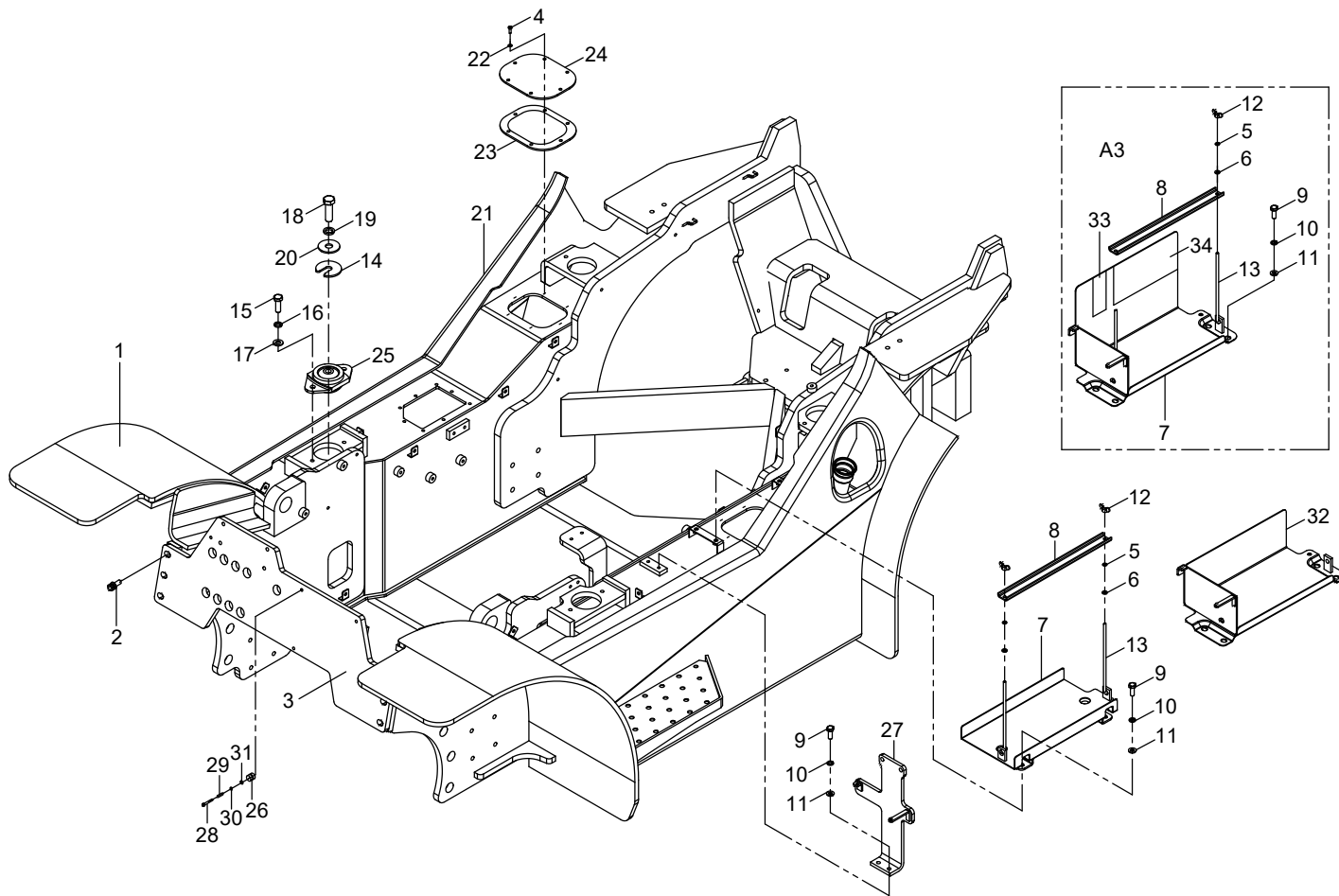


图 4/Fig.4 车身系统/Truck body system

序号 Item	物料码 Part No.	名称	Description	数量 Qty	日期 Date	备注或适用车型 Remarks or Serial No.
28	G005783-008035-01	螺栓 M8×35	Bolt M8×35	3		
29	X700-400004-000	套筒	Sleeve	3		
30	G000093-000008-00	垫圈 8	Washer 8	3		
31	XF250-320001-000	垫片	Shim	3		
32	RTC354-441000-000	电瓶盒托架组件	Battery box bracket assy	1		
33	RTE355-440001-000	隔热垫	Insulation pad	1		
34	NC9321-440002-000	隔热垫	Insulation pad	1		

图 5 仪表架总成  
Fig.5 Instrument frame assy

全部车型  
All models of truck

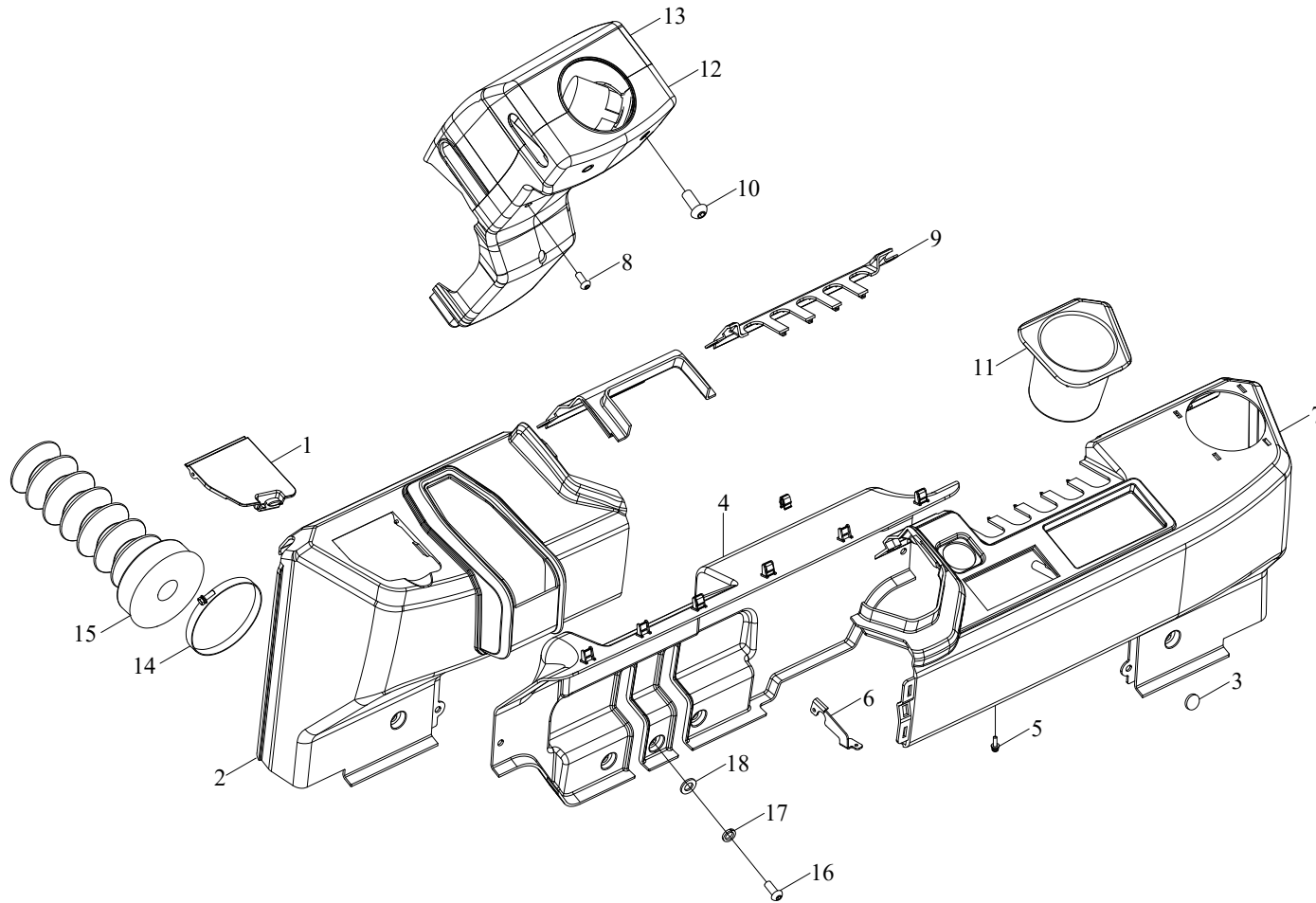


图 5/Fig.5 仪表架总成/Instrument frame assy

序号 Item	物料码 Part No.	名称	Description	数量 Qty	日期 Date	备注或适用车型 Remarks or Serial No.
1	XF250-420209-W00	油杯盖	Oil cover	1		
2	XF250-420201-001	左护罩	Left cover	1		
3	X700-430506-W00	扣子	Buckle	2		
4	XF250-420204-001	后护罩	Rear cover	1		
5	N163-420100-000	螺钉组件	Bolt	10		
6	XF250-420001-000	支架	Bracket	1	@230613	
6	RTE350-420010-000	支架总成	Bracket assy	1	230613@	
7	XF250-420202-001	右护罩	Right cover	1		
8	G907408-005016-00	螺栓组合件 M5×16	Bolt M5×16	3		
9	XF250-420203-000	前护罩	Front cover	1		
10	G907408-004025-00	螺栓组合件 M4×25	Bolt M4×25	2		
11	XF250-420206-000	杯子	cup	1		
11	XF250-420207-000	杯子	cup	1		
12	X740-430402-000	开关后罩	Switch rear cover	1	@221109	
12	X740-430402-001	开关后罩	Switch rear cover	1	221109@	
13	X740-430401-000	开关前罩	Switch front cover	1	@221109	
13	X740-430401-001	开关前罩	Switch front cover	1	221109@	
14	Q676-108-G00	蜗杆传动式软管环箍 108	Hose hoop 108	2		
15	XF250-420002-000	活塞杆护套	hydro-cylinder sheath	2		
16						

图6 机罩及底板总成  
Fig.6 Hood and floor board assy

全部车型  
All models of truck

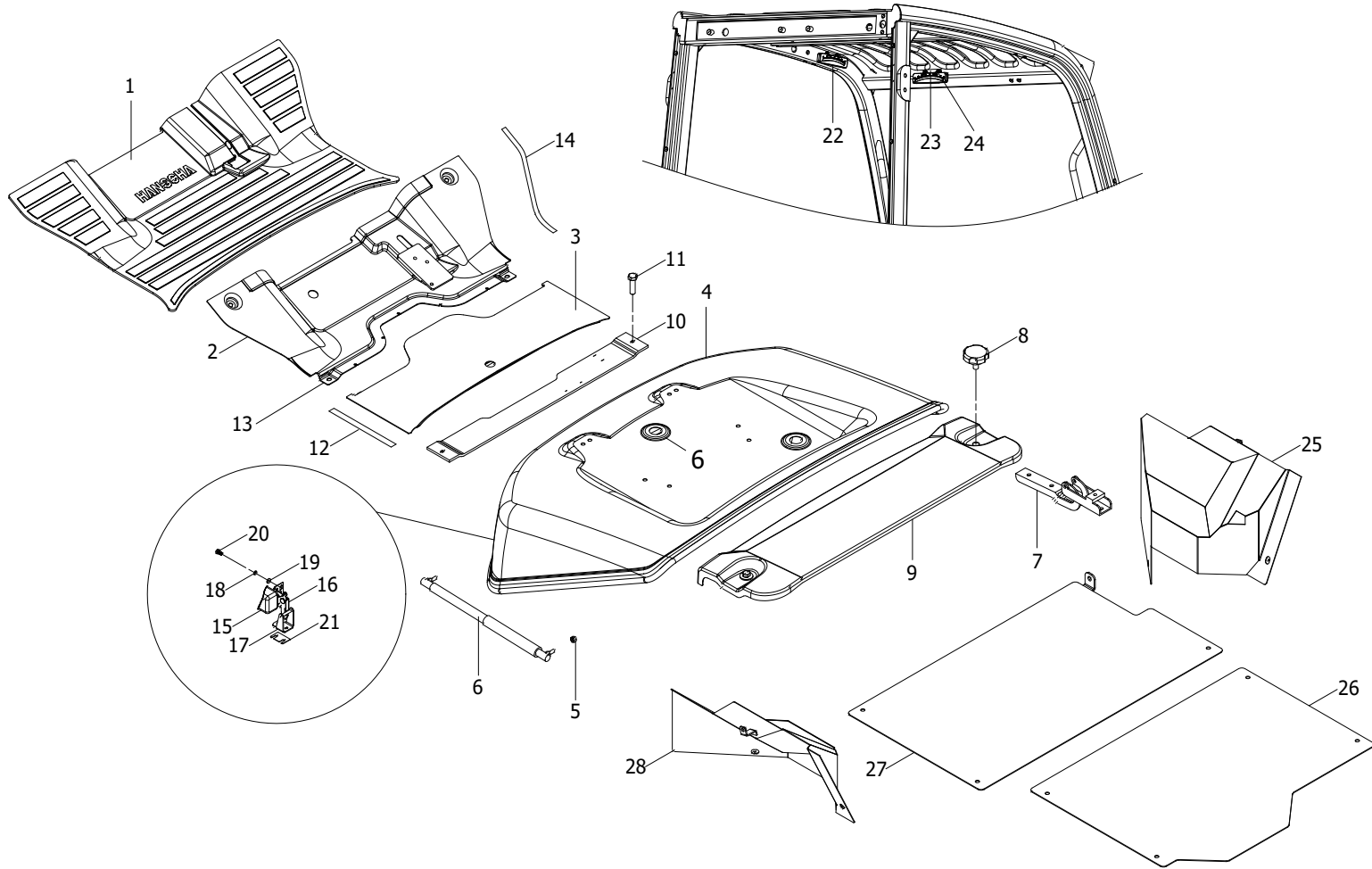


图 6/Fig.6 机罩及底板总成/Hood and floor board assy

序号 Item	物料码 Part No.	名称	Description	数量 Qty	日期 Date	备注或适用车型 Remarks or Serial No.
1	RTE353-430001-000	踏板垫	Pedal pad	1		A#B#E#F#
1	RTE350-430001-000	踏板垫	Pedal pad	1		C#D#
2	RTE353-431000-000	前底板总成	Floor board assy	1	@220923	A#B#E#F#
2	RTE353-431000-001	前底板总成	Floor board assy	1	220923@	A#B#E#F#
2	RTE350-431000-000	前底板总成	Floor board assy	1		C#D#
3	RTE350-432000-001	后底板总成	Rear board assy	1		
4	XF250-433000-000	机罩总成	Hood assy	1		
5	G006177-000008-00	螺母M8	Nut M8	2		
6	XF250-430003-G00	气弹簧	Air spring	1		
7	XF250-434000-000	铰链总成	Hinge assy	2		
8	N163-430004-000	拧紧螺栓	Bolt	2		
9	RTC350-430300-000	水箱盖板总成	Cover plate assy	1		
10	RTE350-430005-000	支撑板	Support plate	1	@220923	
11	G005787-008020-00	螺栓M8×20	Bolt M8×20	22		
12	RTE350-430003-000	橡胶垫	Rubber pad	2		
13	RTE350-430002-000	密封条	Sealing strip	1		
14	RTE350-430004-000	橡胶垫	Rubber pad	2		
15	XF250-432001-000	锁扣罩	Lock cover	1		
16	XF250-432100-000	锁扣	Lock	1		
17	XF250-432200-000	锁扣底座	Lock base	1		
18	G000093-000008-00	垫圈8	Washer 8	4		
19	G0097P1-000008-00	垫圈8	Washer 8	4		
20	G005783-008020-00	螺栓M8×20	Bolt M8×20	4		
21	XF250-432002-000	调整垫片	Adjusting shim	1		
22	RTE350-430202-000	气泡角度仪	Bubble goniometer	2		
23	RTE350-430201-000	支架板	Support plate	1		
24	G907408-005012-00	螺钉组合件 M5×12	Screw assy M5×12	6		
25	RTC180-432000-000	右封板组件	Right sealing plate	1		A#C#E#
25	RTE180-432000-000	右封板组件	Right sealing plate	1		B#D#F#
26	RTC180-430001-000	后封板	Rear sealing plate	1		A#C#E#
26	RTE180-430001-000	后封板	Rear sealing plate	1		B#D#F#
27	RTC180-430100-000	前封板组件	Front sealing plate	1		
28	RTC180-431000-000	左封板组件	Left sealing plate	1		A#C#E#
28	RTE180-431000-000	左封板组件	Left sealing plate	1		B#D#F#

图 7 仪表架及护顶架总成  
Fig.7 Overhead guard assy

全部车型  
All models of truck

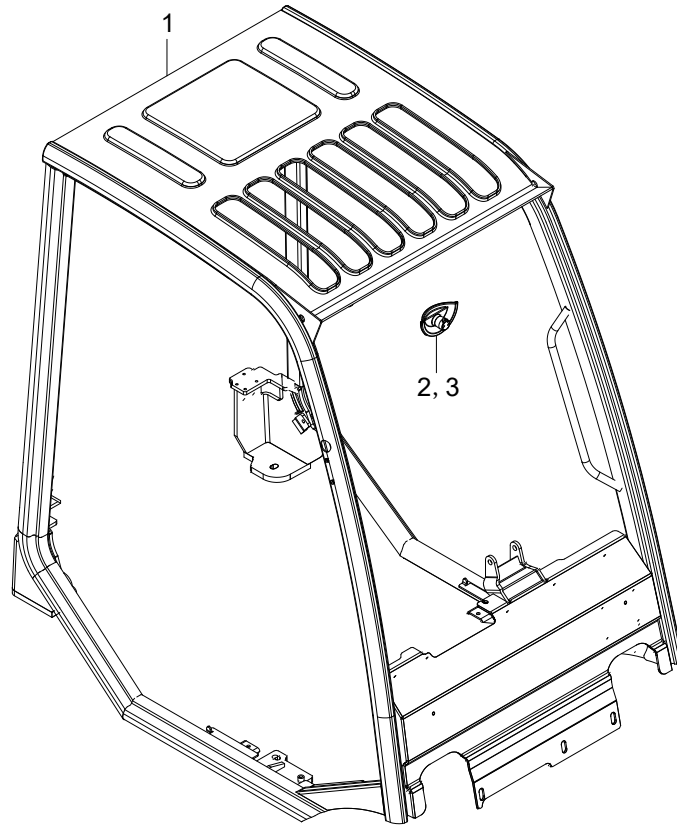


图 7/Fig.7 仪表架及护顶架总成/Instrument frame and roof protection frame assy

序号 Item	物料码 Part No.	名称	Description	数量 Qty	日期 Date	备注或适用车型 Remarks or Serial No.
1	RTC180-420000-500	仪表架及护顶架总成	Overhead guard assy	1		
2	G000093-000008-00	垫圈 8	Washer 8	1		
3	XF250-800005-G01	反光镜	Reflector	1		



## 第五部分 操纵系统目录

### Part V Control system contents

A#CPCD15/18-XW97C-RT4    B#CPCD15/18-XW97E-RT2    C#CPCD15/18-XW33C-RT4    D#CPCD15/18-XW33E-RT2    E#CPCD15/18-XG98C-RT4  
 F#CPCD15/18-XG98E-RT2

序号 Item	名称 Description	适用车型 Serial No.	页码 Page
图 1 Fig. 1	制动微动操纵总成 & 制动油管总成 Brake and inching control assembly & Brake oil pipe assembly	全部车型 All models of truck	5-0
图 2 Fig. 2	驻车制动器总成 Hand brake assembly	全部车型 All models of truck	5-2
图 3 Fig. 3	制动管路总成 Brake pipe assy	全部车型 All models of truck	5-4
图 4 Fig. 4	油门操纵总成 Throttle control assy	A#B#E#F#	5-6
图 5 Fig. 5	油门操纵总成 Throttle control assy	C#D#	5-8





图 1 制动微动操纵总成

Fig.1 Brake and inching control assembly

全部车型  
All models of truck

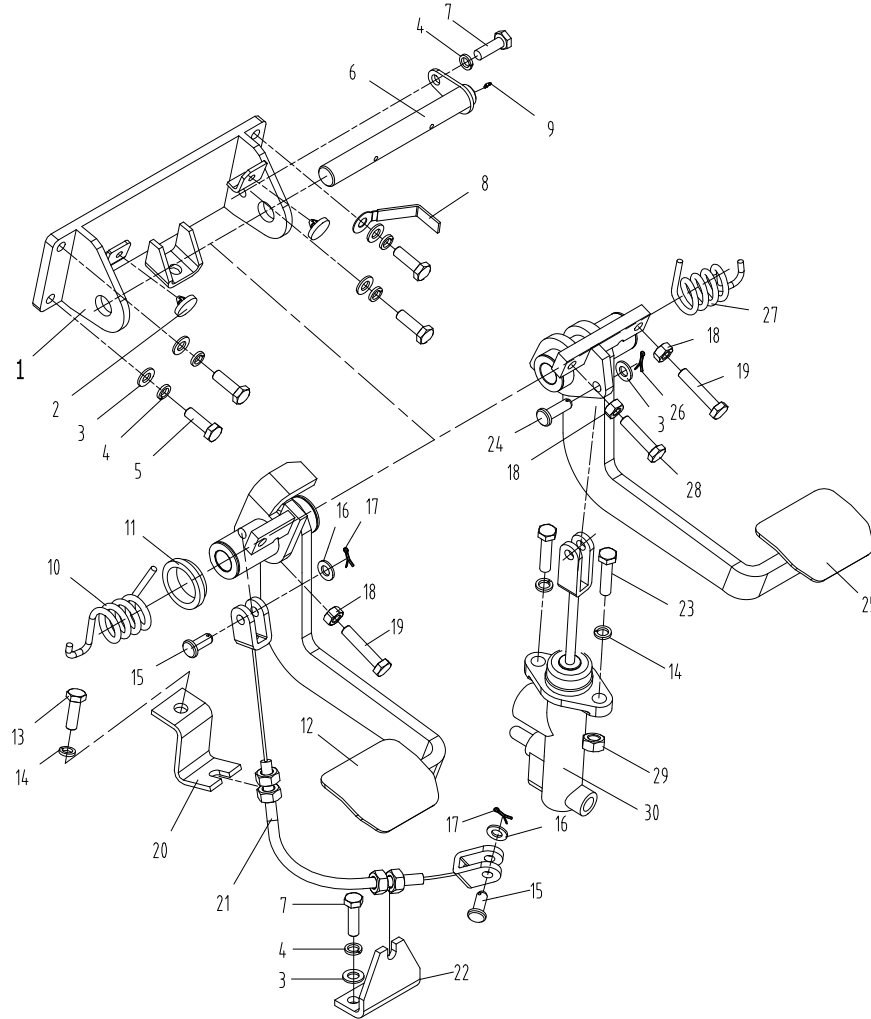


图 1/Fig.1 制动微动操纵总成/ Brake and inching control assembly

序号 Item	物料码 Part No.	名称	Description	数量 Qty	日期 Date	备注或适用车型 Remarks or Serial No.
1	XF250-511000-000	制动微动支架	Brake pedal support	1		
2	XF250-510001-000	止推圈	Thrust ring	2		
3	G0097P1-000008-00	垫圈 8	Washer 8	7		
4	G000093-000008-00	垫圈 8	Washer 8	7		
5	G005783-008025-00	螺栓 M8×25	Bolt M8×25	4		
6	XF250-514000-000	销轴	Pin shaft	1		
7	G005783-008012-00	螺栓 M8×12	Bolt M8×12	3		
8	N163-700011-000	导线夹片	Clamp	1		
9	Q701B90-NPT1/16-G00	油杯	Oil cup	1		
10	XF250-510003-000	微动扭簧	Inching torsion spring	1		
11	XF250-510002-000	隔套	Spacer sleeve	1		
12	XF250-512000-000	微动踏板总成	Inching pedal	1		
13	G005783-010025-00	螺栓 M10×25	Bolt M10×25	1		
14	G000093-000010-00	垫圈 10	Washer 10	3		
15	G000882-006020-01	销轴 B6×20	Pin shaft B6×20	2		
16	G0097P1-000006-00	垫圈 6	Washer 6	2		
17	G000091-002012-00	销 2×12	Pin 2×12	2		
18	G006170-000008-00	螺母 M8	Nut M8	3		
19	G005783-008045-00	螺栓 M8×45	Bolt M8×45	2		
20	XF250-510200-000	微动拉线支架	Inching bracket	1		
21	RTE350-512000-000	微动拉线总成	Inching line assy	1		
21	XB250-510100-000	微动拉线总成	Inching line assy	1		
22	RTC350-510001-000	支架	Bracket	1		
23	G005783-008035-00	螺栓 M8×30	Bolt M8×30	2		
24	G000882-008026-01	销轴 B8×26	Pin shaft B6×26	1		
25	XF250-513000-000	制动踏板总成	Brake pedal assy	1		
26	G000091-3P2014-00	销 3.2×14	Pin 3.2×14	1		
27	XF250-510004-000	制动扭簧	Brake torsion spring	1		
28	G005783-008035-00	螺栓 M8×35	Bolt M8×35	1		
29	G006170-000010-00	螺母 M10	Nut M10	2		
30	XM250-512000-000	制动总泵	Brake pipe assy	1		

图2 驻车制动器总成  
Fig.2 Hand brake assembly

全部车型  
All models of truck

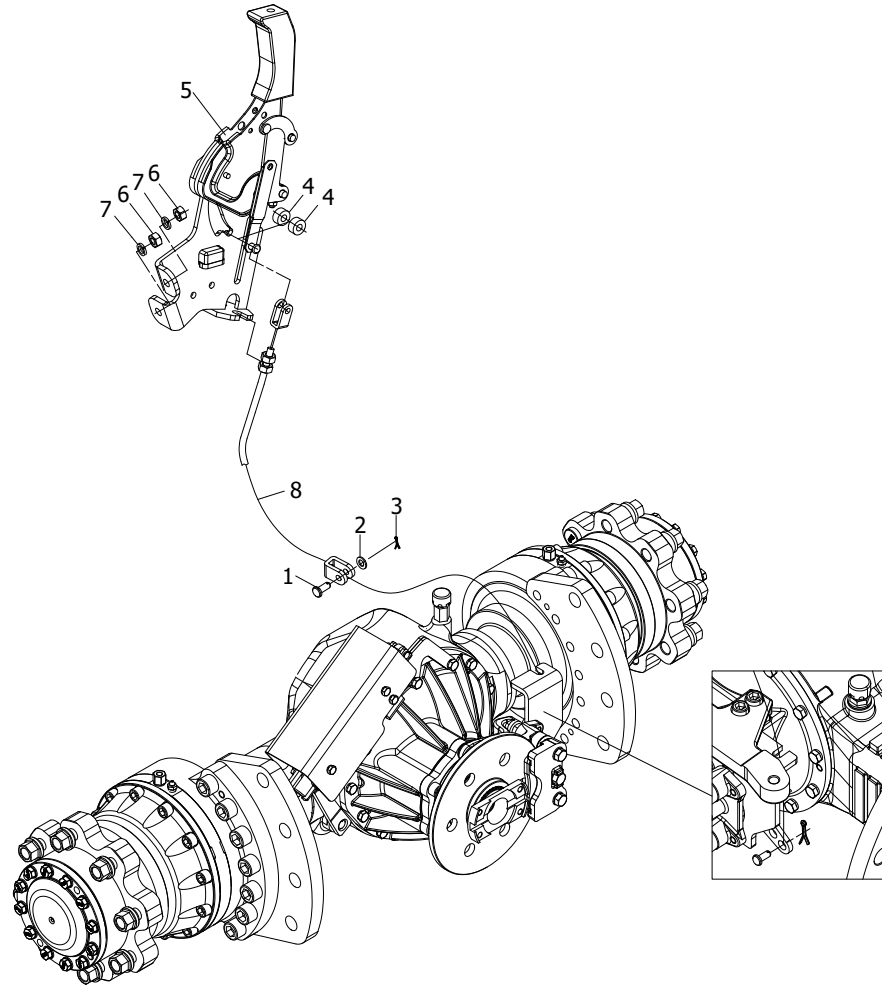


图 2/Fig.2 驻车制动器总成/ Drive brake assembly

序号 Item	物料码 Part No.	名称	Description	数量 Qty	日期 Date	备注或适用车型 Remarks or Serial No.
1	G000882-008028-01	销轴 B8×28	Pin B8×28	1		A##B#
2	G0097P1-000010-00	垫圈 10	Washer 10	1		
3	R441-500002-000	锁销 1.8B	Locking pin 1.8B	1		
4	XM250-530001-000	隔套	Spacer sleeve	2		
5	XF250-531000-000	驻车制动器	Parking brake	1		
6	G006170-000010-00	螺母 M10	Nut M10	2		
7	G000093-000010-00	垫圈 10	Washer 10	2		
8	XBN4512-530100-000	手制动拉线总成	Handbrake cable	1	@221001	
8	JG800-531000-000	手制动拉线总成	Handbrake cable	1	221001@	

图3 制动管路总成  
Fig.3 Brake pipe assy

全部车型  
All models of truck

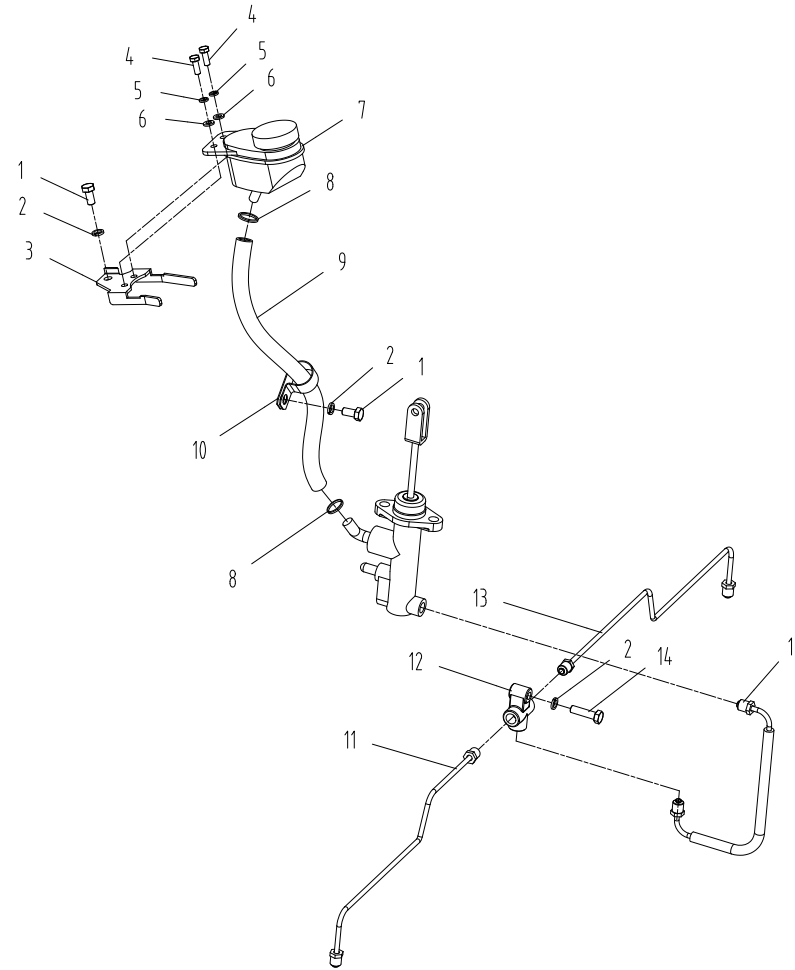


图 3/Fig.3 制动管路总成/Brake pipe assy

序号 Item	物料码 Part No.	名称	Description	数量 Qty	日期 Date	备注或适用车型 Remarks or Serial No.
1	G005783-008016-00	螺栓 M8×16	Bolt M8×16	2		
2	G000093-000008-00	垫圈 8	Washer 8	3		
3	XF250-540200-000	支架	Support	1		
4	G005783-006016-00	螺栓 M6×16	Bolt M6×16	2		
5	G000093-000006-00	垫圈 6	Washer 6	2		
6	G0097P1-000006-00	垫圈 6	Washer 6	2		
7	XF250-540100-000	油壶	Oil pot	1		
8	Q672-19-G00	双钢丝式环箍 19	Double wire ring clamp	2		
9	XM250-540005-000	胶管	Rubber hose	1		
10	N163-540002-000	管夹	Pipe clamp	1		
11	RTC180-550001-000	左制动油管	Left brake line	1		
12	XF250-540005-001	三通接头	Tee joint	1		
13	RTC180-550002-000	右制动油管	Right brake line	1		
14	G005783-008030-00	螺栓 M8×30	Bolt M8×30	1		
15	RTC350-550003-000	制动软管	Brake hose	1		

图4 油门操纵总成  
Fig.4 Throttle control assy

A#CPCD15/18-XW97C-RT4 B#CPCD15/18-XW97E-RT2 #CPCD15/18-XG98C-RT4  
F#CPCD15/18-XG98E-RT2

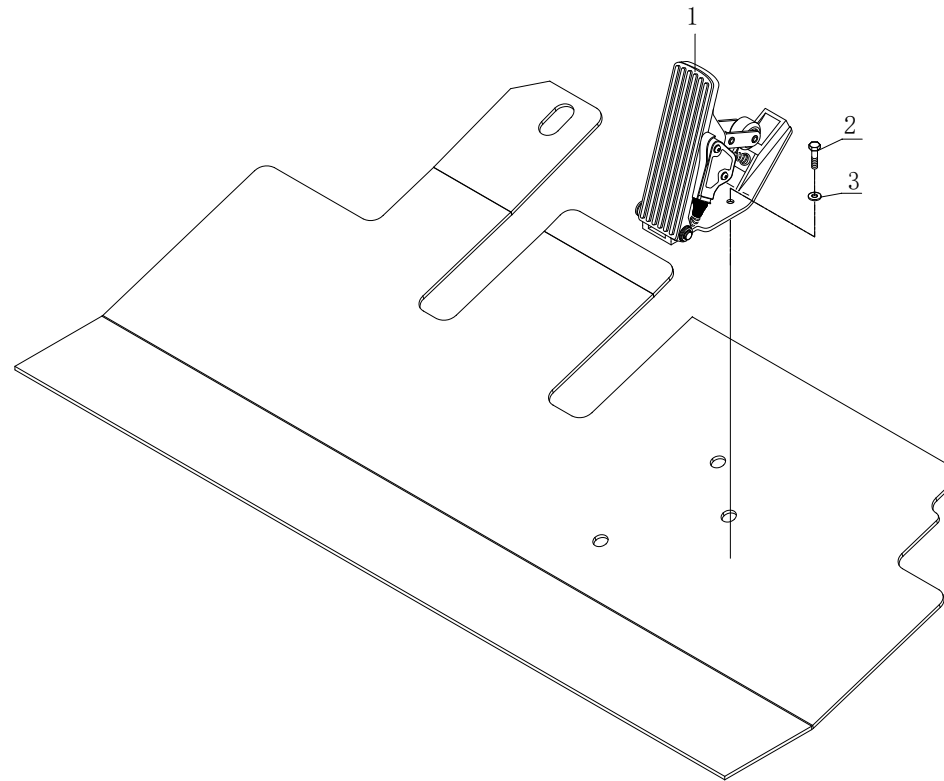


图 4/Fig.4 油门操纵总成/Throttle control assy

序号 Item	物料码 Part No.	名称	Description	数量 Qty	日期 Date	备注或适用车型 Remarks or Serial No.
1	XB455-700002-000	油门踏板	Accelerator pedal	1	@220923	
1	X2B300-700002-000	油门踏板	Accelerator pedal	1	220923@	
2	G005783-008016-00	螺栓 M8×16	Bolt M8×16	3		
3	G000093-000008-00	垫圈 8	Washer 8	3		

图5 油门操纵总成  
Fig.5 Throttle control assy

C#CPCD15/18-XW33C-RT4 D#CPCD15/18-XW33E-RT2

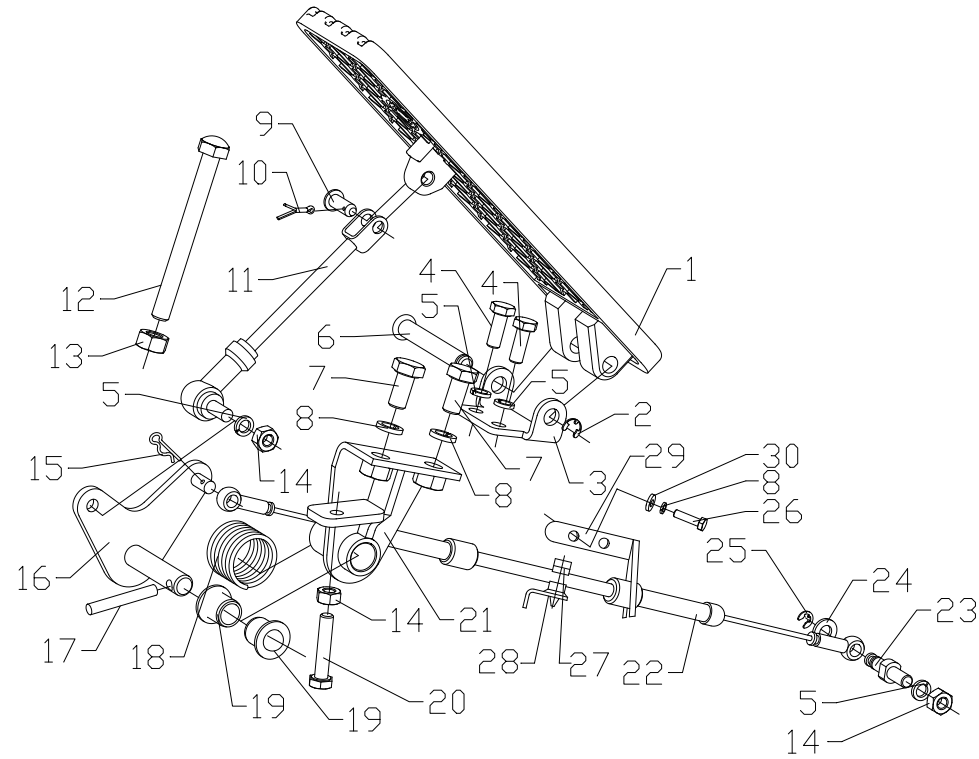


图 5/Fig.5 油门操纵总成/Throttle control assy

序号 Item	物料码 Part No.	名称	Description	数量 Qty	日期 Date	备注或适用车型 Remarks or Serial No.
1	XF250-520001-000	油门踏板	Throttle pedal	1		
2	G000896-000006-00	挡圈 6	Snap ring 6	1		
3	XF250-520005-000	支架	Support	1		
4	G005783-006016-00	螺栓 M6×16	Bolt M6×16	2		
5	G000093-000006-00	垫圈 6	Washer 6	4		
6	XF250-520002-000	销轴	Shaft	1		
7	G005783-008016-00	螺栓 M8×16	Bolt M8×16	2		
8	G000093-000008-00	垫圈 8	Washer 8	2		
9	G000882-006016-01	销轴 B6×16	Pin shaft B6×16	1		
10	G000091-002012-00	销 2×12	Pin 2×12	1		
11	XF250-521000-000	连杆	Rod	1		
12	15PH-500001	限位螺栓	Thrust bolt	1		
13	G006170-000008-00	螺母 M8	Nut M8	1		
14	G006170-000006-00	螺母 M6	Nut M6	3		
15	XF250-520006-G00	锁销 6	Pin 6	1		
16	XF250-524000-000	摇臂	Rod arm	1		
17	G000879-005040-00	销 5×40	Pin 5×40	1		
18	XF250-520004-000	扭簧	Spring	1		
19	XF250-520003-000	衬套	Bushing	2		
20	G005783-006030-00	螺栓 M6×30	Bolt M6×30	1		
21	XF250-522000-000	支架	Support	1		
22	XF308-521000-000	油门拉线	Throttle line	1		
23	GR501-520001-000	拉线挂销	Pin	1		
24	G0097P1-000006-00	垫圈 6	Washer 6	1		
25	G000896-000004-00	挡圈 4	Snap ring 4	1		
26	G005783-008020-00	螺栓 M8×20	Bolt M8×20	2		
27	XF250-520008-000	管夹	Clip	1		
28	XF250-520007-000	管夹安装板	Clip mounting plate	1		
29	R968-510001-000	支架	Support	1		
30	G0097P1-000008-00	垫圈 8	Washer 8	2		



## 第六部分 液压系统目录

### Part VI Hydraulic system contents

A#CPCD15/18-XW97C-RT4    B#CPCD15/18-XW97E-RT2    C#CPCD15/18-XW33C-RT4    D#CPCD15/18-XW33E-RT2    E#CPCD15/18-XG98C-RT4  
 F#CPCD15/18-XG98E-RT2

序号 Item	名称 Description	适用车型 Serial No.	页码 Page
图 1 Fig. 1	油泵总成&回油滤油总成 Pump assy&Oil return & filter assy	A#B#	6-0
图 1-1 Fig. 1-1	油泵总成&回油滤油总成 Pump assy&Oil return & filter assy	C#D#	6-3
图 2 Fig. 2	倾斜管路 Tilting oil pipe	全部车型 All models of truck	6-6
图 3 Fig. 3	转向管路 Steering oil pipe	全部车型 All models of truck	6-8
图 4 Fig. 4	多路阀操纵 Multi-way valve control	全部车型 All models of truck	6-10

图 1 油泵总成&回油滤油总成

Fig.1 Pump assy&Oil return & filter assy

A#CPCD15/18-XW97C-RT4 B#CPCD15/18-XW97E-RT2

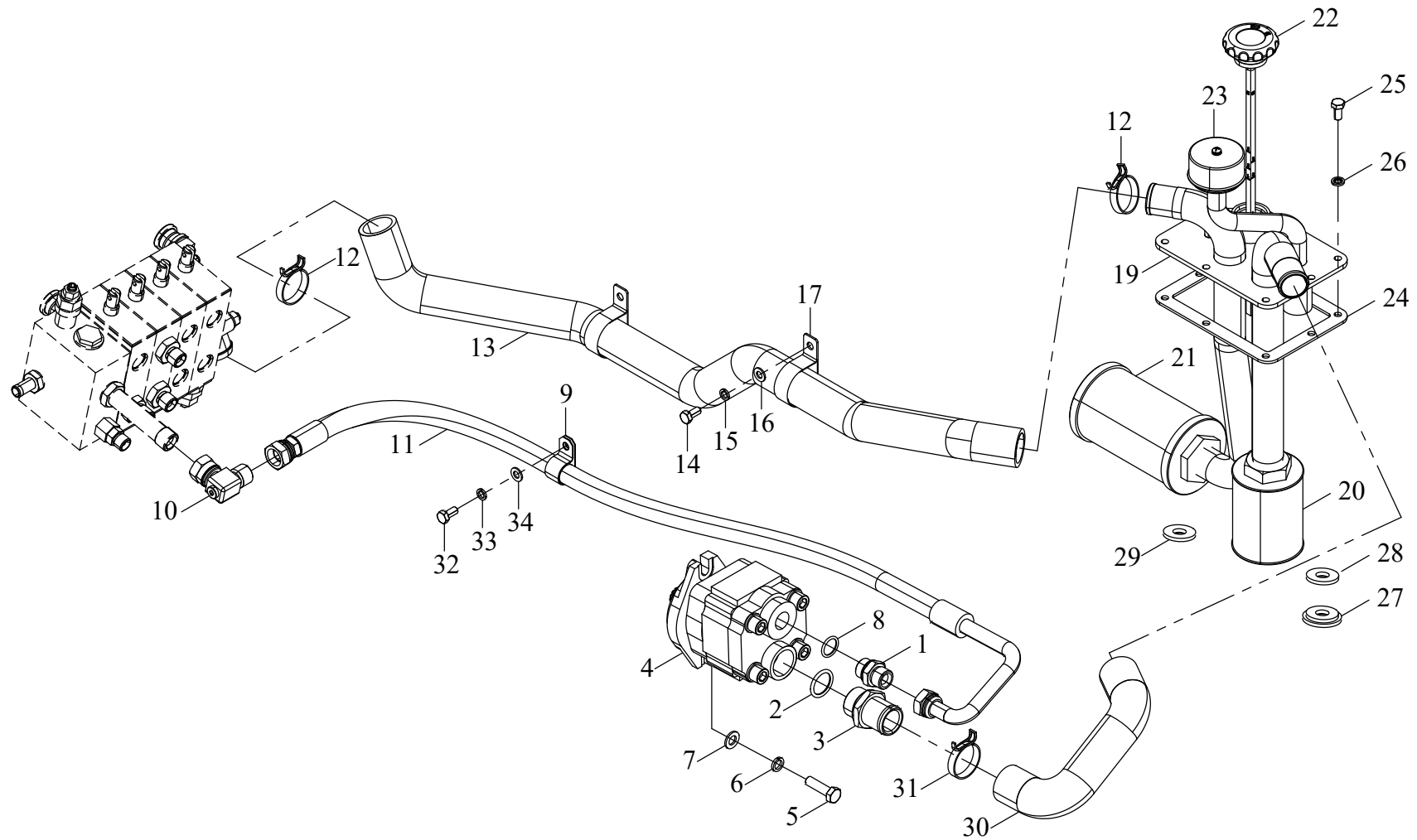


图 1/Fig.1 油泵总成&amp;回油滤油总成/Pump assy&amp;Oil return &amp; filter assy

序号 Item	物料码 Part No.	名称	Description	数量 Qty	日期 Date	备注或适用车型 Remarks or Serial No.
A	RTC180-601000-000	油泵总成	Oil pump assy	1		包含 INC: 1-8
1	X2B300-601200-000	管接头	Pipe connector	1		
2	30DHBW9-600001	管接头	Pipe connector	1		
3	G001235-003403P5-00	O 形密封圈 34×3.5	O-ring 34×3.5	1		
4	XF1526-601100-500	齿轮泵	Gear pump	1		
5	G005783-010030-01	螺栓 M10×30	Bolt M10×30	2	@221011	
6	G000093-000010-00	垫圈 10	Washer 10	2	@221011	
7	G0097P1-000010-00	垫圈 10	Washer 10	2	@221011	
8	G001235-002402P4-00	O 形密封圈 24×2.4	O-ring 24×2.4	1		
9	MB254-600005-000	管夹	Clip	2		
10	SS150-630002-000	90°接头	90°connector	1		
11	RTC180-604000-000	油管总成	Hose assy	1		
B	RTC180-602000-000	回油滤油总成	Oil return & filter assy	1		
12	Q672-44-G00	双钢丝式环箍 44	Double wire clamp 44	2		包含 INC: 12-17
13	RTC180-602001-000	回油管	Oil return pipe	1		2 SEC 二联
13	RTC180-602002-000	回油管	Oil return pipe	1		3 SEC 三联
13	RTC180-602003-000	回油管	Oil return pipe	1		4 SEC 四联
14	G005783-008016-00	螺栓 M8×16	Bolt M8×16	2		
15	G000093-000008-00	垫圈 8	Washer 8	2		
16	G0097P1-000008-00	垫圈 8	Washer 8	2		
17	XF250-602002-000	管夹	Clip	2		
C	RTC180-603000-000	液压油箱附件	Hydraulic oil tank accessory	1		包含 INC: 19-29
19	RTC180-603100-000	盖板总成	Cover assy	1		
20	A300-603010-000	吸油滤油器总成	Suction filter	1		
21	MB250-603130-000	回油滤油器总成	Filter assy	1		
22	RTC180-603300-000	液压油箱盖总成	Cover assy	1		
22.1	JISB2401-P29-G00	O 形密封圈 P29	O-ring P29	1		
22.2	A300-603301-W00	油箱盖	Fuel tank cap	1		
22.3	RTC180-603302-W00	油尺	Dipstick	1		
22.4	G000091-3P2014-00	销 3.2×14	Pin 3.2×14	1		
23	A300-603200-000	空气呼吸过滤器	Breather filter	1		
24	XF250-603001-001	密封垫	Seal pad	1		
25	G005783-008016-01	螺栓 M8×16	Bolt M8×16	8		
26	J000982-000008-00	垫圈 8	Washer 8	8		
27	N163-340008-000	螺塞	Plug	1		

图 1/Fig.1 油泵总成&回油滤油总成/Pump assy&Oil return & filter assy

序号 Item	物料码 Part No.	名称	Description	数量 Qty	日期 Date	备注或适用车型 Remarks or Serial No.
28	A300-340002-000	垫圈	Washer	1		
29	N163-340002-000	磁铁	Magnet	1		
30	RTC180-600001-000	吸油管	Fuel sucking pipe	1		
31	Q672-45-G00	双钢丝式环箍 45	Double wire clamp 45	2		
32	G005783-008016-01	螺栓 M8×16	Bolt M8×16	2		
33	G000093-000008-00	垫圈 8	Washer 8	2		
34	G0097P1-000008-00	垫圈 8	Washer 8	2		

图 1-1 油泵总成&回油滤油总成  
Fig.1-1 Pump assy&Oil return & filter assy

C#CPCD15/18-XW33C-RT4 D#CPCD15/18-XW33E-RT2 E#CPCD15/18-XG98C-RT4  
F#CPCD15/18-XG98E-RT2

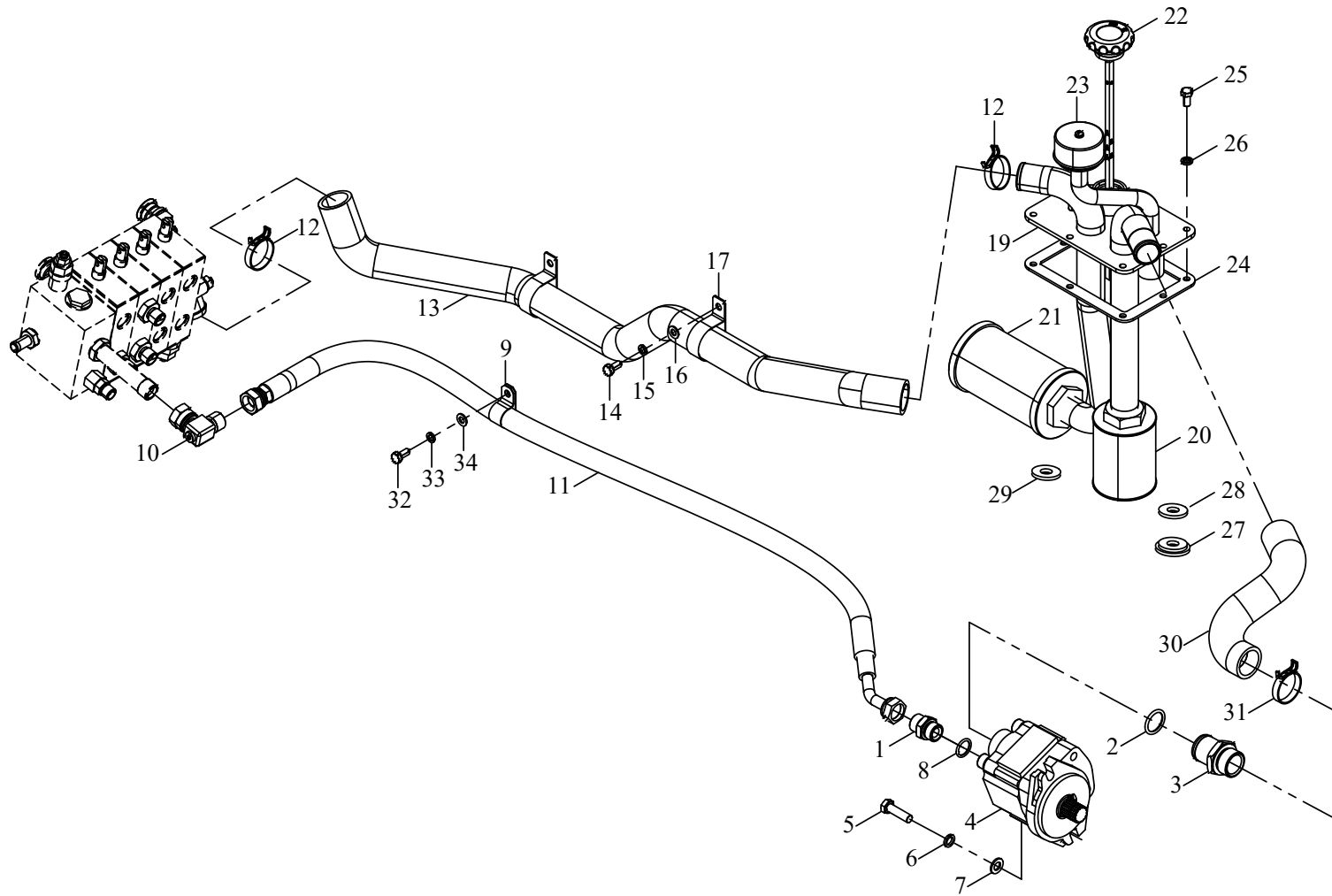


图 1-1/Fig.1-1 油泵总成&amp;回油滤油总成/Pump assy&amp;Oil return &amp; filter assy

序号 Item	物料码 Part No.	名称	Description	数量 Qty	日期 Date	备注或适用车型 Remarks or Serial No.
A	RTC180-601000-000	油泵总成	Oil pump assy	1		包含 INC: 1-8
1	X2B300-601200-000	管接头	Pipe connector	1		
2	30DHBW9-600001	管接头	Pipe connector	1		
3	G001235-003403P5-00	O 形密封圈 34×3.5	O-ring 34×3.5	1		
4	R844-601100-500	齿轮泵	Gear pump	1		C#D#
4	XR160-601100-500	齿轮泵	Gear pump	1		E#F#
5	G005783-010030-01	螺栓 M10×30	Bolt M10×30	2		
6	G000093-000010-00	垫圈 10	Washer 10	2		
7	G0097P1-000010-00	垫圈 10	Washer 10	2		
8	G001235-002402P4-00	O 形密封圈 24×2.4	O-ring 24×2.4	1		
9	MB254-600005-000	管夹	Clip	2		
10	SS150-630002-000	90°接头	90°connector	1		
11	RTC181-604000-000	油管总成	Hose assy	1		
B	RTC180-602000-000	回油滤油总成	Oil return & filter assy	1		
12	Q672-44-G00	双钢丝式环箍 44	Double wire clamp 44	2		包含 INC: 12-17
13	RTC180-602001-000	回油管	Oil return pipe	1		2 SEC 二联
13	RTC180-602002-000	回油管	Oil return pipe	1		3 SEC 三联
13	RTC180-602003-000	回油管	Oil return pipe	1		4 SEC 四联
14	G005783-008016-00	螺栓 M8×16	Bolt M8×16	2		
15	G000093-000008-00	垫圈 8	Washer 8	2		
16	G0097P1-000008-00	垫圈 8	Washer 8	2		
17	XF250-602002-000	管夹	Clip	2		
C	RTC180-603000-000	液压油箱附件	Hydraulic oil tank accessory	1		包含 INC: 19-29
19	RTC180-603100-000	盖板总成	Cover assy	1		
20	A300-603010-000	吸油滤油器总成	Suction filter	1		
21	MB250-603130-000	回油滤油器总成	Filter assy	1		
22	RTC180-603300-000	液压油箱盖总成	Cover assy	1		
22.1	JISB2401-P29-G00	O 形密封圈 P29	O-ring P29	1		
22.2	A300-603301-W00	油箱盖	Fuel tank cap	1		
22.3	RTC180-603302-W00	油尺	Dipstick	1		
22.4	G000091-3P2014-00	销 3.2×14	Pin 3.2×14	1		
23	A300-603200-000	空气呼吸过滤器	Breather filter	1		
24	XF250-603001-001	密封垫	Seal pad	1		
25	G005783-008016-01	螺栓 M8×16	Bolt M8×16	8		
26	J000982-000008-00	垫圈 8	Washer 8	8		



图2 倾斜管路  
Fig.2 Tilting oil pipe

全部车型  
All models of truck

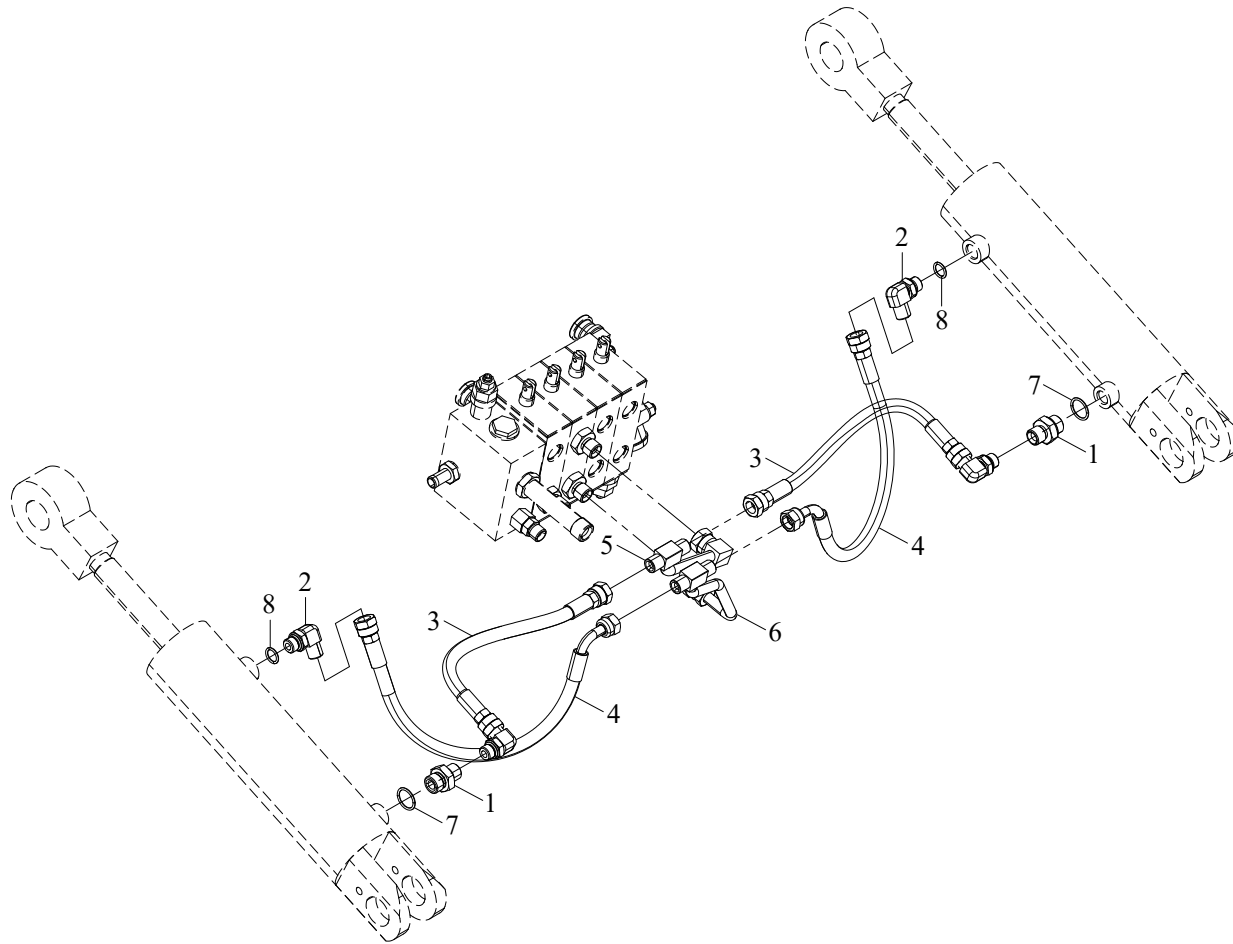


图 2/Fig.2 倾斜管路/Tilting oil pipe

序号 Item	物料码 Part No.	名称	Description	数量 Qty	日期 Date	备注或适用车型 Remarks or Serial No.
1	AGT310-611500-000	直通接头	Straight connector	2		
2	X2B300-630900-000	90°管接头	Right-angle connector	2		
3	RTC180-620100-000	胶管总成	Hose assy	2		
4	RTC180-620200-000	胶管总成	Hose assy	2		
5	X2B300-620600-000	倾斜硬管 2	Tilting oil pipe 2	1		
6	X2B300-620500-000	倾斜硬管 1	Tilting oil pipe 1	1		
7	G001235-001802P4-00	O形密封圈 18×2.4	O-ring 18×2.4	2		
8	NO Part No.	O形密封圈 13.7×2.4	O-ring 13.7×2.4	2		

图3 转向管路  
Fig.3 Steering oil pipe

全部车型  
All models of truck

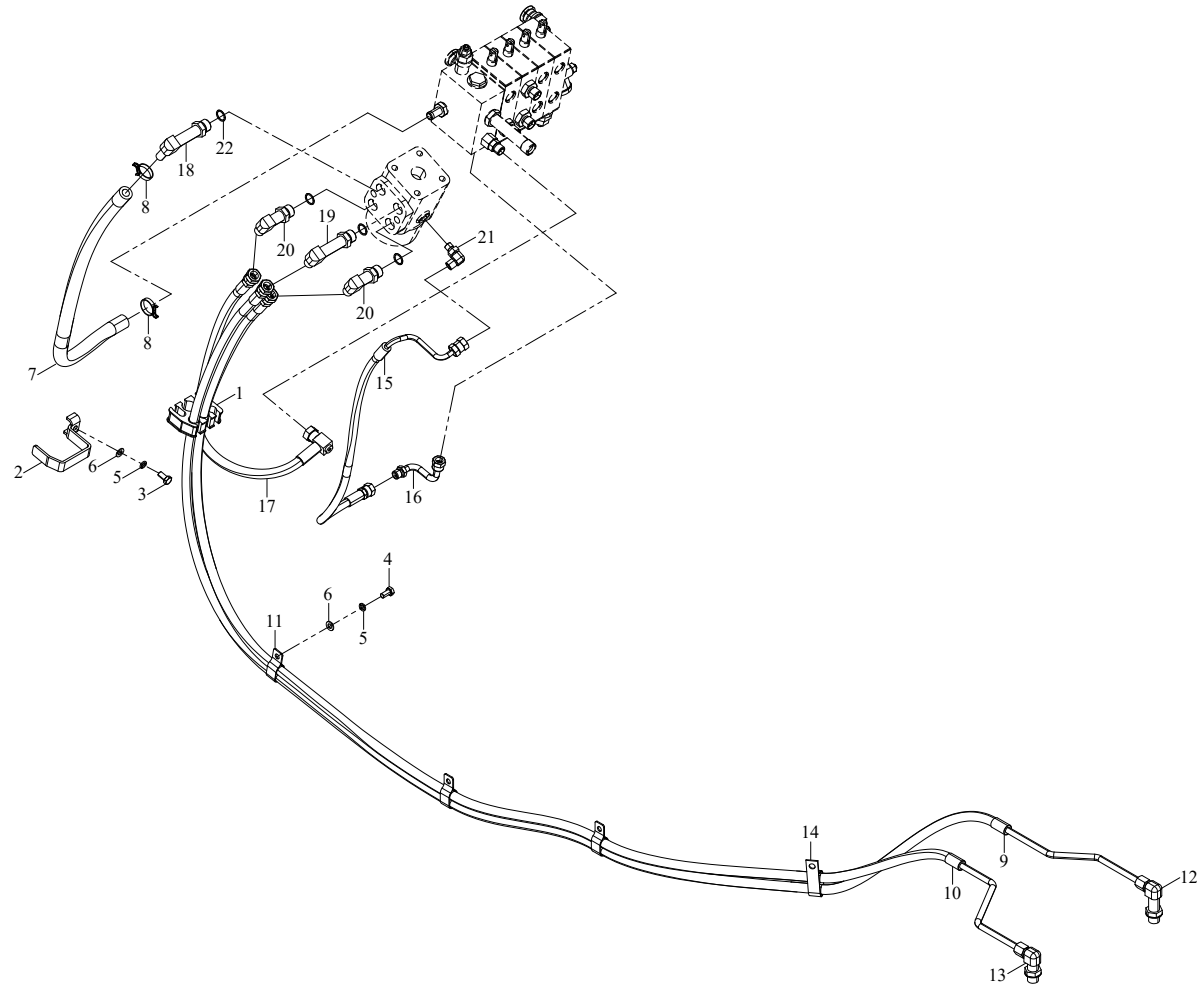


图 3/Fig.3 转向管路/Steering oil pipe

序号 Item	物料码 Part No.	名称	Description	数量 Qty	日期 Date	备注或适用车型 Remarks or Serial No.
1	XF250-630001-000	橡胶固定块	Rubber block	1		
2	XF250-630002-000	压板	Pressing plate	1		
3	G005783-008025-00	螺栓 M8×25	Bolt M8×25	1		
4	G005783-008016-01	螺栓 M8×16	Bolt M8×16	4		
5	G000093-000008-00	垫圈 8	Washer 8	5		
6	G0097P1-000008-00	垫圈 8	Washer 8	5		
7	XF250-630003-000	低压胶管	Hose L.P.	1		
8	Q672-24-G00	双钢丝式环箍 24	Double wire clamp 24	2		
9	RTC180-630100-000	转向胶管总成	Steering hose assy	1		A#C##
9	RTE180-630100-000	转向胶管总成	Steering hose assy	1		B#D##
10	RTC180-630200-000	转向胶管总成	Steering hose assy	1		A#C##
10	RTE180-630200-000	转向胶管总成	Steering hose assy	1		B#D##
11	GR501-630001-000	抱箍	Clamp	3		
12	RTC350-630010-000	油口接头	Connector	1		A#C##
12	RTE180-630900-000	管接头总成	Connector	1		B#D##
13	RTC350-630020-000	油口接头	Connector	1		A#C##
13	RTE180-630900-000	管接头总成	Connector	1		B#D##
14	N160-110002-000	抱箍	Clamp	1		
15	RTC180-630400-000	LS 胶管总成	LS hose assy	1		
16	RTC180-630500-000	硬管接头	Connector	1	@220901	
17	X2B300-630300-000	胶管总成	Hose assy	1		
18	XF250-630600-000	90°回油管接头	90°Connector	1		
19	X2B300-630700-000	90°管接头	90°Connector	1		
20	X2B300-630800-000	90°管接头	90°Connector	1		
21	XRDZ310-630700-000	直角管接头	Right angle pipe joint	1		
22	G2878P2-17P302P2-00	O 形密封圈 17.3×2.2	O-ring 17.3×2.2	2		

图 4 多路阀操纵  
Fig.4 Multi-way valve control

全部车型  
All models of truck

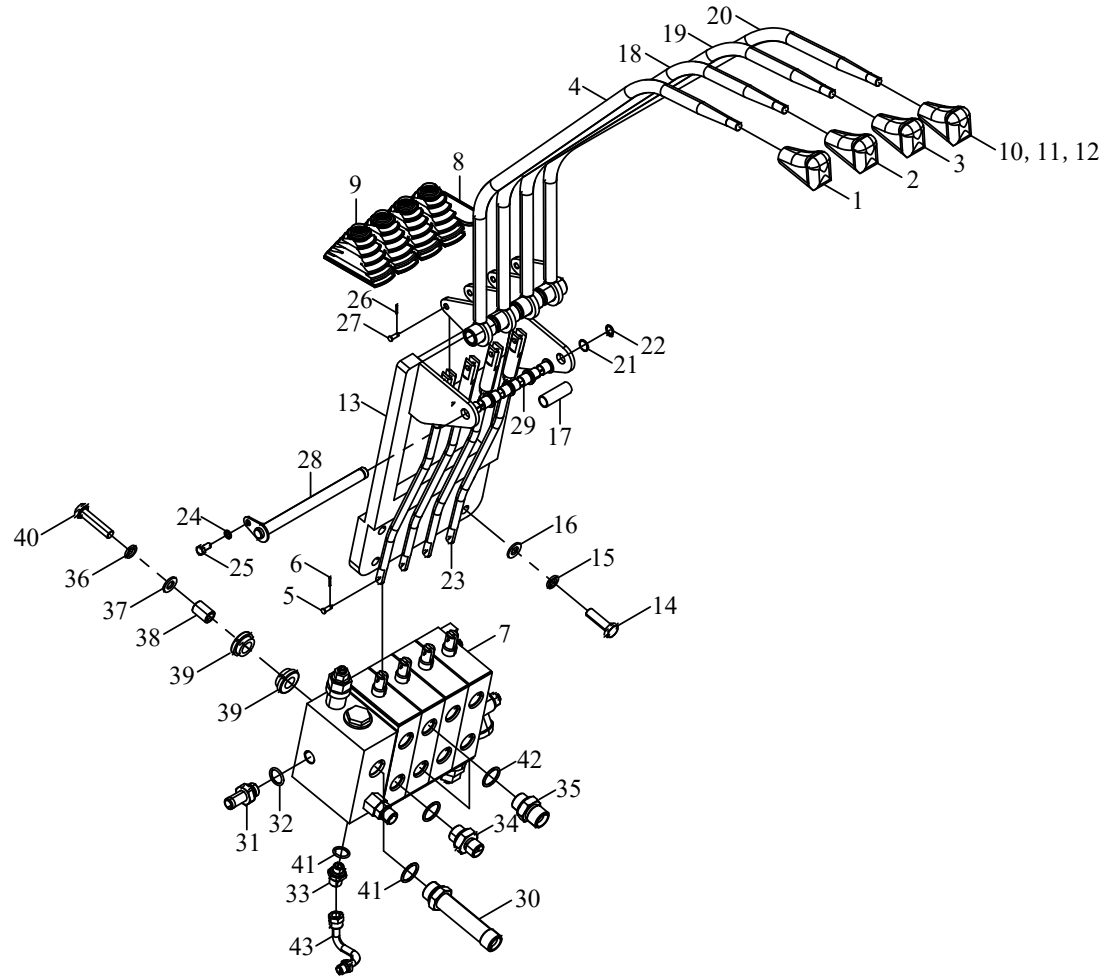


图 4/Fig.4 多路阀操纵/Multi-way valve control

序号 Item	物料码 Part No.	名称	Description	数量 Qty	日期 Date	备注或适用车型 Remarks or Serial No.
1	XF250-610001-000	起升手把	Lifting knob	1		
2	XF250-610002-000	倾斜手把	Tilting knob	1		
3	XF250-610006-000	侧移手把	Knob, Side shifter	1		
B	RTE350-612000-000	多路阀操纵机构总成	Multi-way valve control assy	1		包含 INC:4,17-29
4	XF250-612200-000	多路阀手柄杆 1	Multi-way valve handle 1	1	@230605	
4	XF250-612200-001	多路阀手柄杆 1	Multi-way valve handle 1	1	230605@	
5	N163-610008-000	销轴	Pin shaft	2		数量: 三联 3, 四联 4, 五联 5
6	G000091-002016-00	销 2×16	Pin 2×16	2		Qty: 3 SEC 3, 4 SEC 4, 5 SEC5
C	RTC180-611000-000	多路阀总成	Multi-way valve assy	1		包含 INC: 7, 30-42
7	XF150-611100-000	二联多路阀	2 SEC valve	1		1.5t
7	XF150-611200-000	三联多路阀	3 SEC valve	1		
7	XF150-611300-000	四联多路阀	4 SEC valve	1		
7	XF250-611100-000	二联多路阀	2 SEC valve	1		
7	XF250-611200-000	三联多路阀	3 SEC valve	1		1.8t
7	XF250-611300-000	四联多路阀	4 SEC valve	1		
8	XF250-610004-000	塞子	Plug	3		数量: 三联 2, 四联 1, 五联 0 Qty: 3 SEC 2, 4 SEC 1, 5 SEC0
9	XF250-610005-000	护套	Sleeve	2		数量: 三联 3, 四联 4, 五联 5 Qty: 3 SEC 3, 4 SEC 4, 5 SEC5
10	XF250-610007-000	夹紧放松手把	Knob, Clamping relax	1		
11	XF250-610008-000	旋转手把	Knob, Rotation	1		
12	XF250-610009-000	调距手把	Knob, Fork Positioner	1		
13	RTE350-610100-001	支架	Bracket	1	@230605	
13	RTE350-610100-002	支架总成	Bracket assy	1	230605@	
14	G005783-010035-00	螺栓 M10×35	Bolt M10×35	4		
15	G000093-000010-00	垫圈 10	Washer 10	4		
16	G0097P1-000010-00	垫圈 10	Washer 10	4		
17	RTE350-612003-000	轴环	Shaft collar	1	@230605	二联多路阀 2 SEC valve
17	XF250-612002-000	轴套	Shaft sleeve	1	230605@	二联多路阀 2 SEC valve
17	N163-612002-000	轴环	Shaft collar	1	@230605	三联多路阀 3 SEC valve
17	XF250-612003-000	轴套	Shaft sleeve	1	230605@	三联多路阀 3 SEC valve
18	XF250-612300-000	多路阀手柄杆 2	Multi-way valve handle 2	1	@230605	
18	XF250-612300-001	多路阀手柄杆 2	Multi-way valve handle 2	1	230605@	
19	XF250-612400-000	多路阀手柄杆 3	Multi-way valve handle 3	1	@230605	三、四联阀 3、4 SEC valve
19	XF250-612400-001	多路阀手柄杆 3	Multi-way valve handle 3	1	230605@	三、四联阀 3、4 SEC valve

图 4 多路阀操纵  
Fig.4 Multi-way valve control

全部车型  
All models of truck

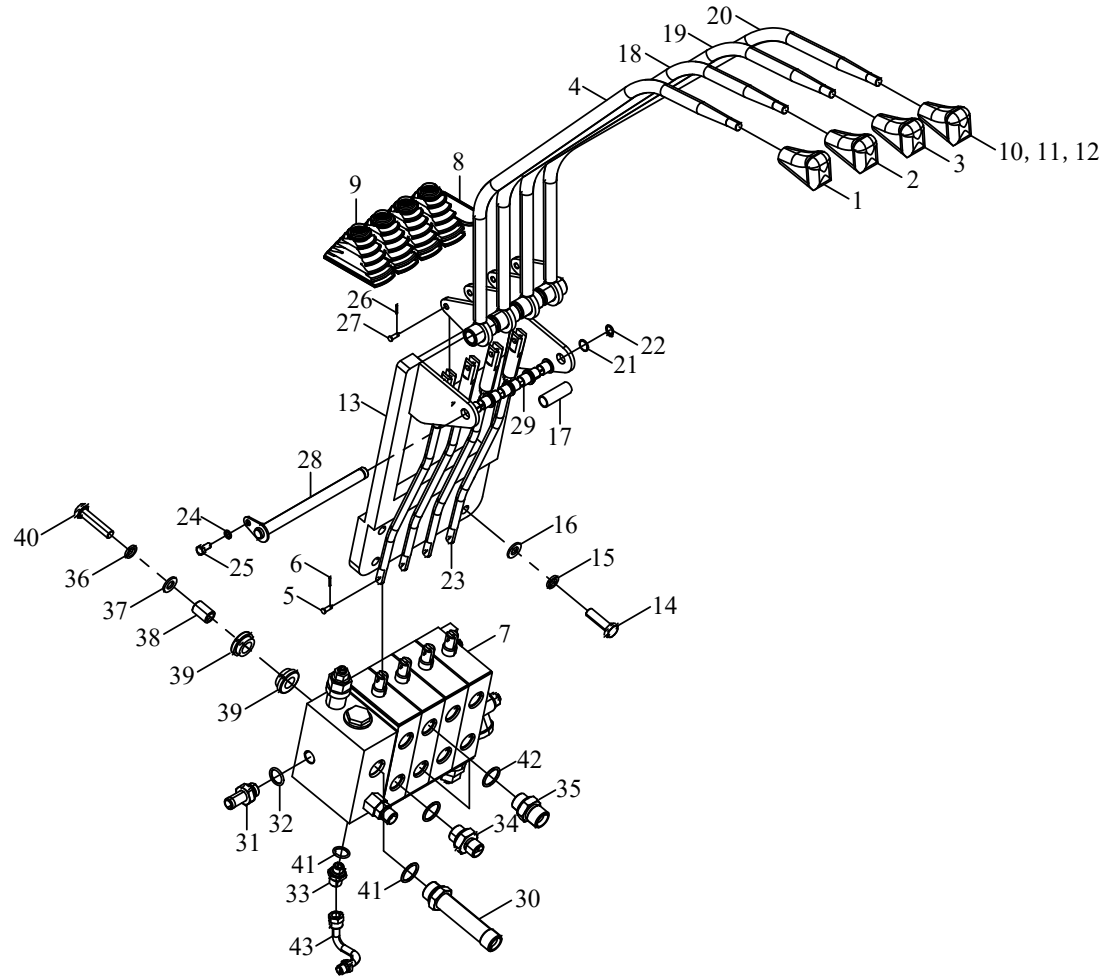


图 5/Fig.5 多路阀操纵/Multi-way valve control

序号 Item	物料码 Part No.	名称	Description	数量 Qty	日期 Date	备注或适用车型 Remarks or Serial No.
20	XF250-612500-000	多路阀手柄杆 4	Multi-way valve handle 4	1	@230605	四联阀 4 SEC valve
20	XF250-612500-001	多路阀手柄杆 4	Multi-way valve handle 4	1	230605@	四联阀 4 SEC valve
21	JS160-610010-000	调整垫	Adjustment washer	1	@230605	
22	G0894P1-000012-00	轴用弹性挡圈-A 型 12	Snap ring 12	1	@230605	
23	XF250-612600-001	连杆	Rod	2	@230605	二联 2 SEC
23	XF250-612600-001	连杆	Rod	3	@230605	三联 3 SEC
23	XF250-612600-001	连杆	Rod	4	@230605	四联 4 SEC
23	XF250-612600-003	连杆	Rod	2	230605@	二联 2 SEC
23	XF250-612600-003	连杆	Rod	3	230605@	三联 3 SEC
23	XF250-612600-003	连杆	Rod	4	230605@	四联 4 SEC
24	G000093-000006-00	垫圈 6	Washer 6	1		
25	G005783-006012-01	螺栓 M6×12	Bolt M6×12	1		
26	G000091-002016-00	销 2×16	Pin 2×16	2		二联 2 SEC
26	G000091-002016-00	销 2×16	Pin 2×16	3		三联 3 SEC
26	G000091-002016-00	销 2×16	Pin 2×16	4		四联 4 SEC
27	G000882-006022-00	销轴 6×22	Pin shaft 6×22	2		二联 2 SEC
27	G000882-006022-00	销轴 6×22	Pin shaft 6×22	3		三联 3 SEC
27	G000882-006022-00	销轴 6×22	Pin shaft 6×22	4		四联 4 SEC
28	N163-612800-000	销轴	Pin shaft	1	@230605	
28	XR310-612010-000	销轴	Pin shaft	1	230605@	
29	N163-612001-000	衬套	Bush	4		二联 2 SEC
29	N163-612001-000	衬套	Bush	6		三联 3 SEC
29	N163-612001-000	衬套	Bush	8		四联 4 SEC
30	RTC180-611500-000	直通管接头	Connector	1		
31	XF250-611600-000	管接头	Connector	1		
32	J000982-000016-00	垫圈 16	Washer 16	1		
33	JP300-600010-710	直通接头	Connector	1	@220906	
33	XF250-611700-000	管接头	Connector	1	220906@	
34	A2A300-611400-000	管接头	Connector	1		
35	A2A300-611600-000	管接头	Connector	2		
36	G000093-000010-00	垫圈 10	Washer 10	3		
37	G000096-000010-00	垫圈 10	Washer 10	3		
38	RC250-602101-000	套管	Sleeve	3		
39	R450-610001-000	缓冲垫	Cushion	6		
40	G005785-010040-00	螺栓 M10×1.25×40	Bolt M10×1.25×40	3		

图 4 多路阀操纵  
Fig.4 Multi-way valve control

全部车型  
All models of truck

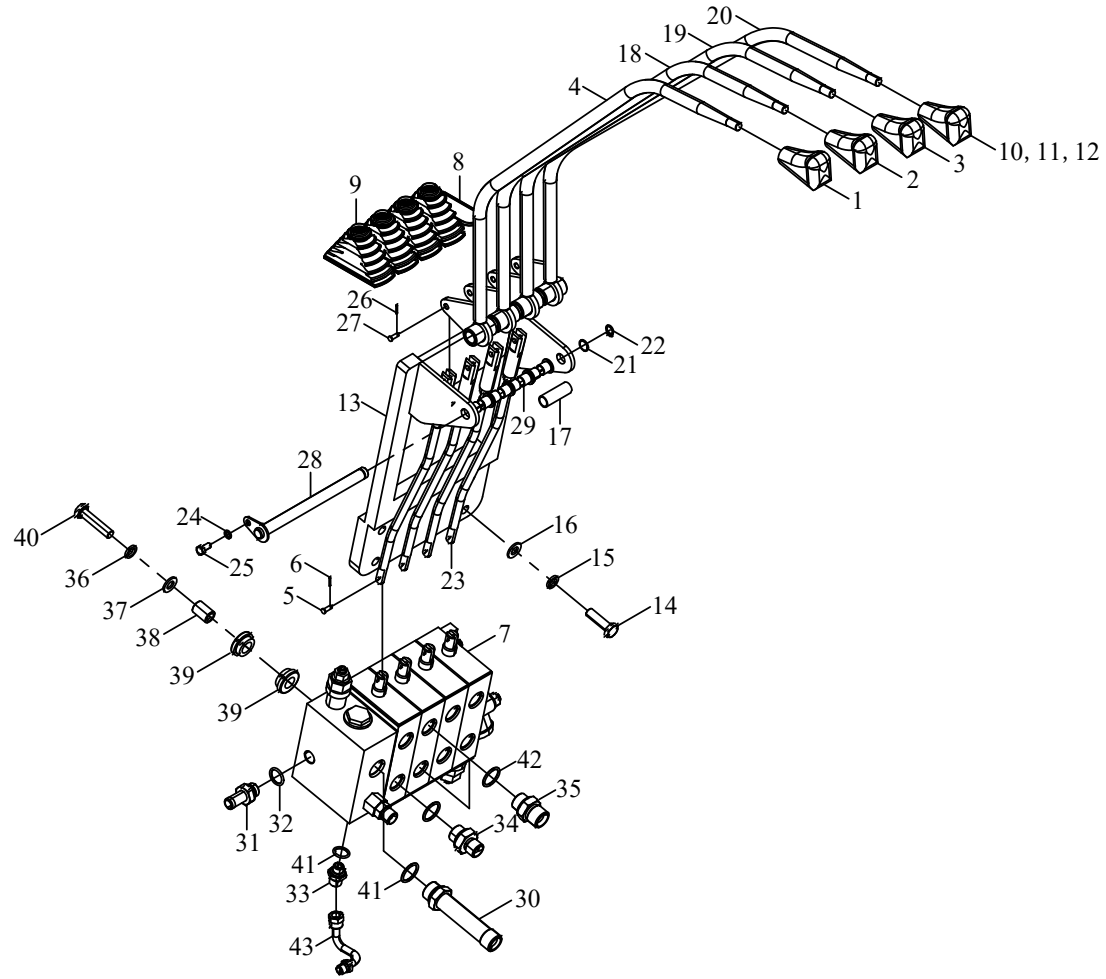


图 5/Fig.5 多路阀操纵/Multi-way valve control

序号 Item	物料码 Part No.	名称	Description	数量 Qty	日期 Date	备注或适用车型 Remarks or Serial No.
41	G001235-001402P4-00	O形密封圈 14×2.4	O-ring 14×2.4	2	@220906	
42	G001235-002202P4-00	O形密封圈 22×2.4	O-ring 22×2.4	2		
43	RTC180-611020-000	硬管接头	Connector	1	220906@	



第七部分 电气系统目录  
PART VII Electrical system contents

A#CPCD15/18-XW97C-RT4    B#CPCD15/18-XW97E-RT2    C#CPCD15/18-XW33C-RT4    D#CPCD15/18-XW33E-RT2    E#CPCD15/18-XG98C-RT4  
F#CPCD15/18-XG98E-RT2

序号 Item	名称 Description	适用车型 Serial No.	页码 Page
图 1 Fig.1	前灯总成 front lamps assy	全部车型 All models of truck	7-0
图 2 Fig.2	后灯总成 rear lamps assy	全部车型 All models of truck	7-2
图 3 Fig.3	仪表架上电气零件 Electrical parts of instrument rack	全部车型 All models of truck	7-4
图 4 Fig.4	控制盒总成 Control box assy	A#B#	7-6
图 4-1A Fig.4-1A	控制盒总成(CE) Control box assy(CE)	A#B#	7-8
图 4-1B Fig.4-1B	控制盒总成@221215, New CE Control box assy@221215, New CE	A#B#	7-10
图 4-2 Fig.4-2	控制盒总成 Control box assy	C#D#	7-12
图 4-3 Fig.4-3	控制盒总成(CE) Control box assy(CE)	C#D#	7-14
图 4-4 Fig.4-4	控制盒总成 Control box assy	E#F#	7-16
图 5 Fig.5	四卡翘板开关 4-Rocker Switches	全部车型 All models of truck	7-18

序号 Item	名称 Description	适用车型 Serial No.	页码 Page
图 6 Fig. 6	电气系统 Electrical system	全部车型 All models of truck	7-20



图 1 前灯总成  
Fig.1 Front lamps assy

全部车型  
All models of truck

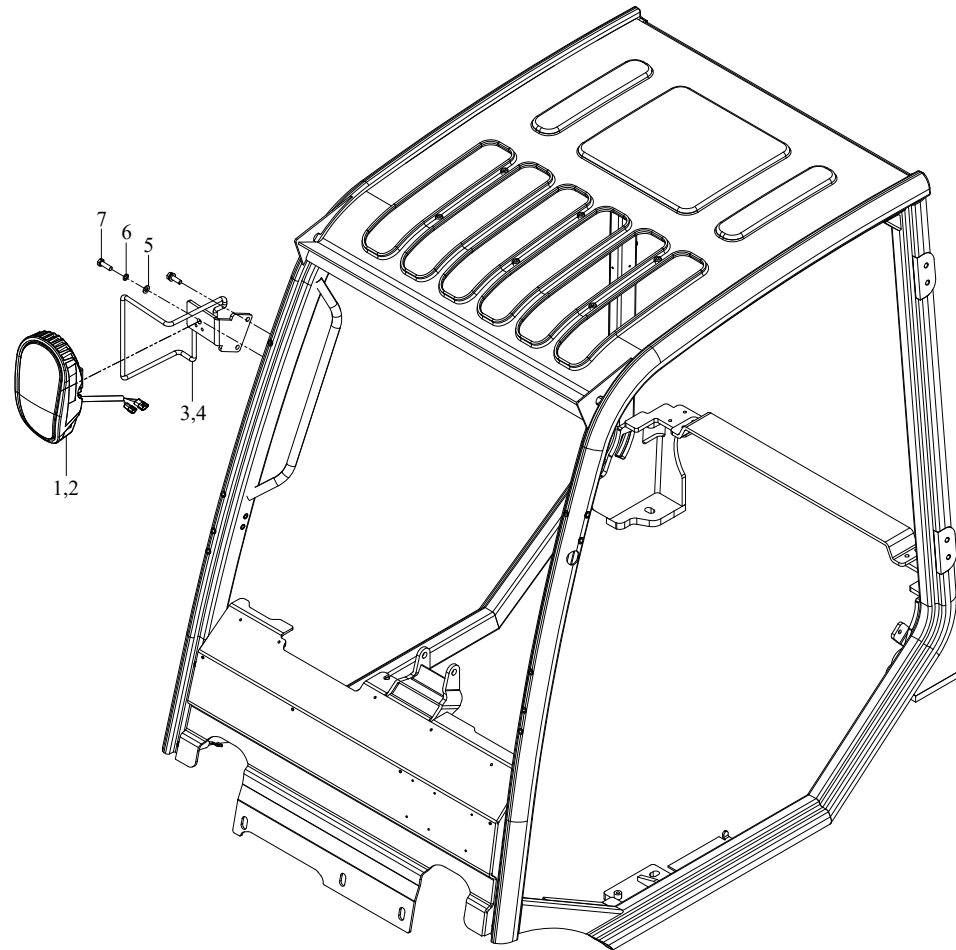




图2 后灯,警灯,工作灯  
Fig.2 Rear lamps ,Warning lamp, Work lights

全部车型  
All models of truck

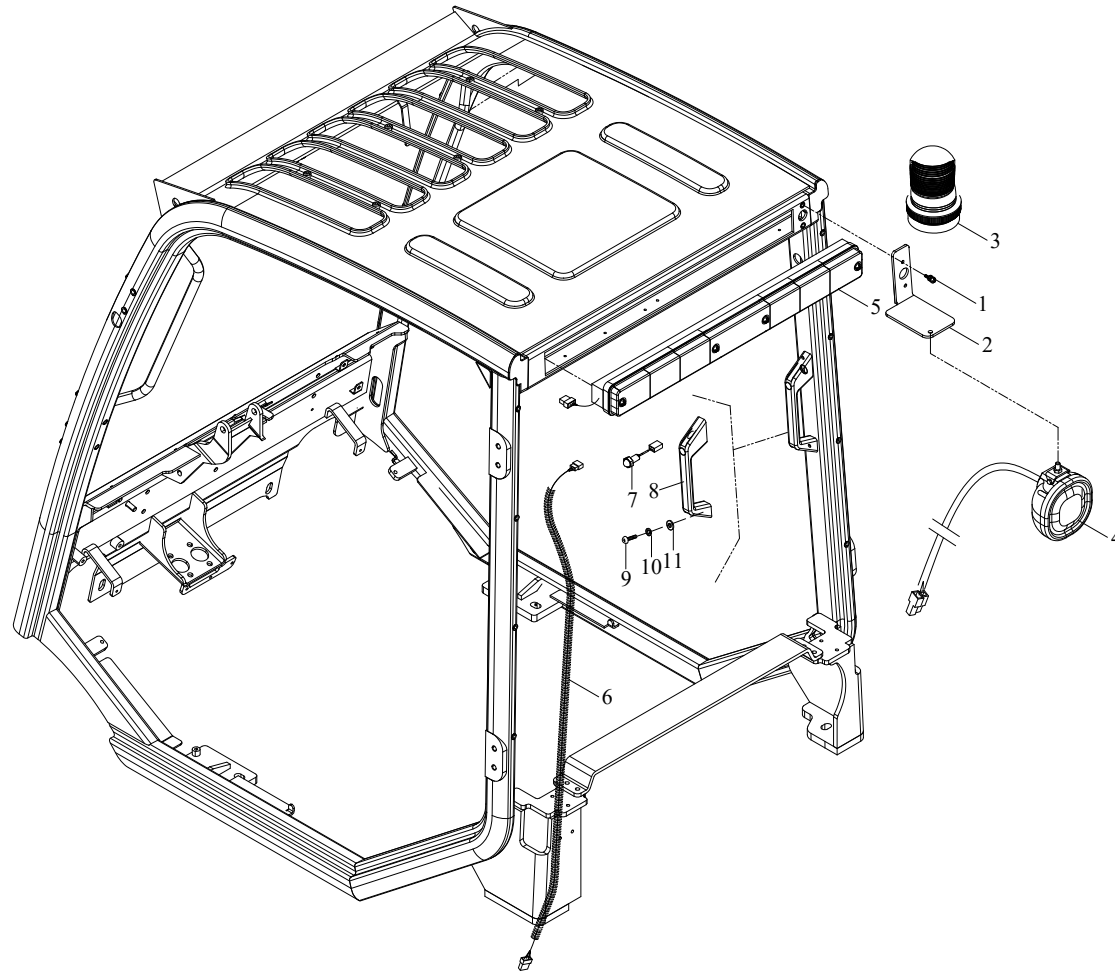




图3 仪表架上电气零件

Fig. 3 Electrical parts of instrument rack

全部车型  
All models of truck

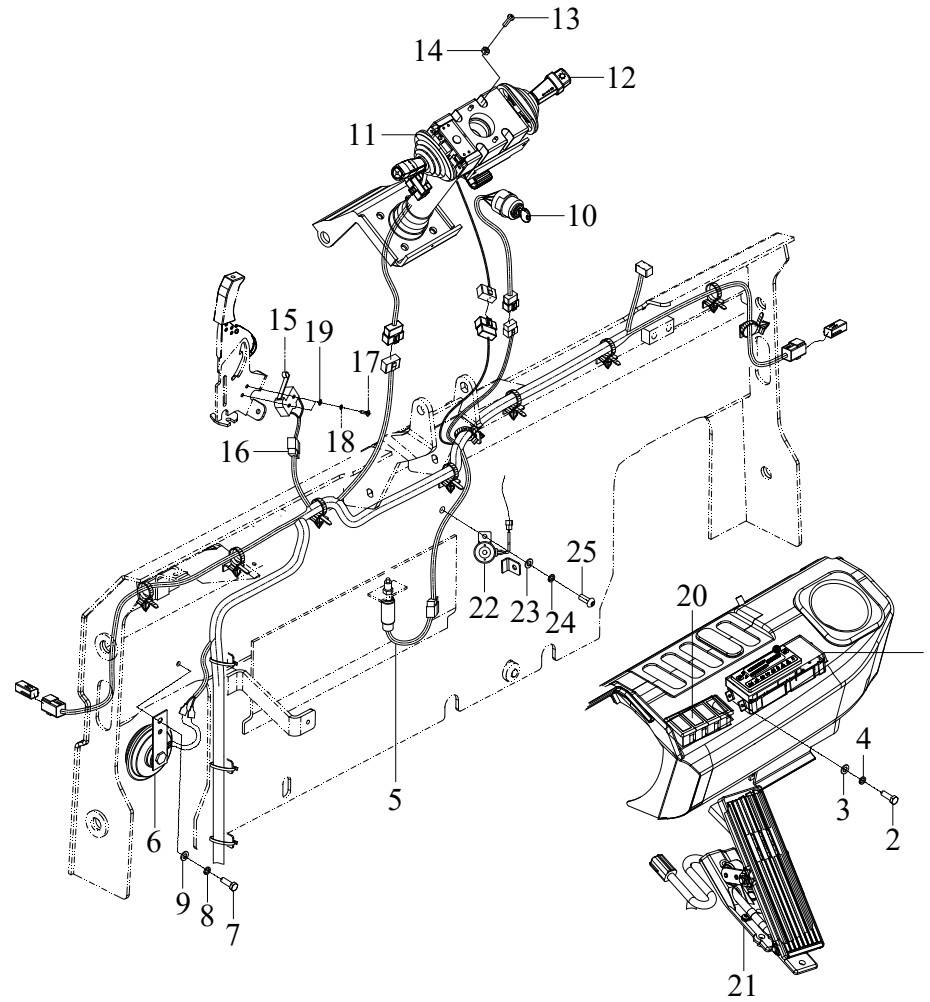


图 3/Fig.3 仪表架上电气零件/Electrical parts of instrument rack

序号 Item	物料码 Part No.	名称	Description	数量 Qty	日期 Date	备注或适用车型 Remarks or Serial No.
1	X2B300-740000-000	仪表总成	Instrument assy	1		A#B#
1	XR310-740000-000	仪表总成	Instrument assy	1		C#D#
1	A2A300-740000-000	仪表总成	Instrument assy	1		E#F#
2	G000818-004012-00	螺钉 M4×12	Screw M4×12	4		
3	G0097P1-000004-00	垫圈 4	Washer4	4		
4	G000093-000004-00	垫圈 4	Washer4	4		
5	N163-700600-000	制动灯开关	Brake switch	1		
6	MB250-700009-000	喇叭	Horn	1		
7	G0029P2-008016-00	螺栓 M8×16	Bolt M8×16	2	@230607	
7	G166741-008016-00	六角法兰面螺栓 M8×16	Bolt M8×16	1	230607@	
8	G000093-000008-00	垫圈 8	Washer 8	2		
9	G0097P1-000008-00	垫圈 8	Washer 8	2		
10	A2A300-700100-000	预热起动开关	Pre-heat & start switch	1		R450-740200-000
11	RTC350-705000-000	换挡开关	Shift switch	1		
12	RTC350-704000-000	灯光开关	Light switch	1		
13	G005783-005025-00	螺栓 M5×25	Bolt M5×25	2		
14	G006170-000005-00	螺母 M5	Nut M5	2		
B	MB250-703000-001	手刹开关总成	Handbrake switch assy	1		A#B#
15	XF250-703001-500	微动开关	Micro switch	1		
16	NC9419-703100-800	手刹开关线束	Wiring harness	1		
17	G000818-004025-00	螺钉 M4×25	Screw M4×25	2		
18	G000093-000004-00	垫圈 4	Washer 4	2		
19	G0097P1-000004-00	垫圈 4	Washer 4	2		
20	RTC350-700500-000	四卡翘板开关	Four cards rocker switch	1		见图 5 See Fig.5
20	RTC500-700500-000	四卡翘板开关	Four cards rocker switch	1		见图 5 See Fig.5
21	XB455-700002-000	电子油门踏板	Electronic accelerator pedal	1	@220901	A#B#E#F#
21	X2B300-700002-000	电子油门踏板	Electronic accelerator pedal	1	220901@	A#B#E#F#
22	R9321-700100-900	报警器	Alarm apparatus	1		CE
23	G000093-000006-00	垫圈 6	Washer 6	1		CE
24	G0097P1-000006-00	垫圈 6	Washer 6	1		CE
25	G000818-006014-00	螺钉 M6×14	Screw M6×14	1		CE

图 4 控制盒总成  
Fig.4 Control box assy

A#CPCD15/18-XW97C-RT4 B#CPCD15/18-XW97E-RT2

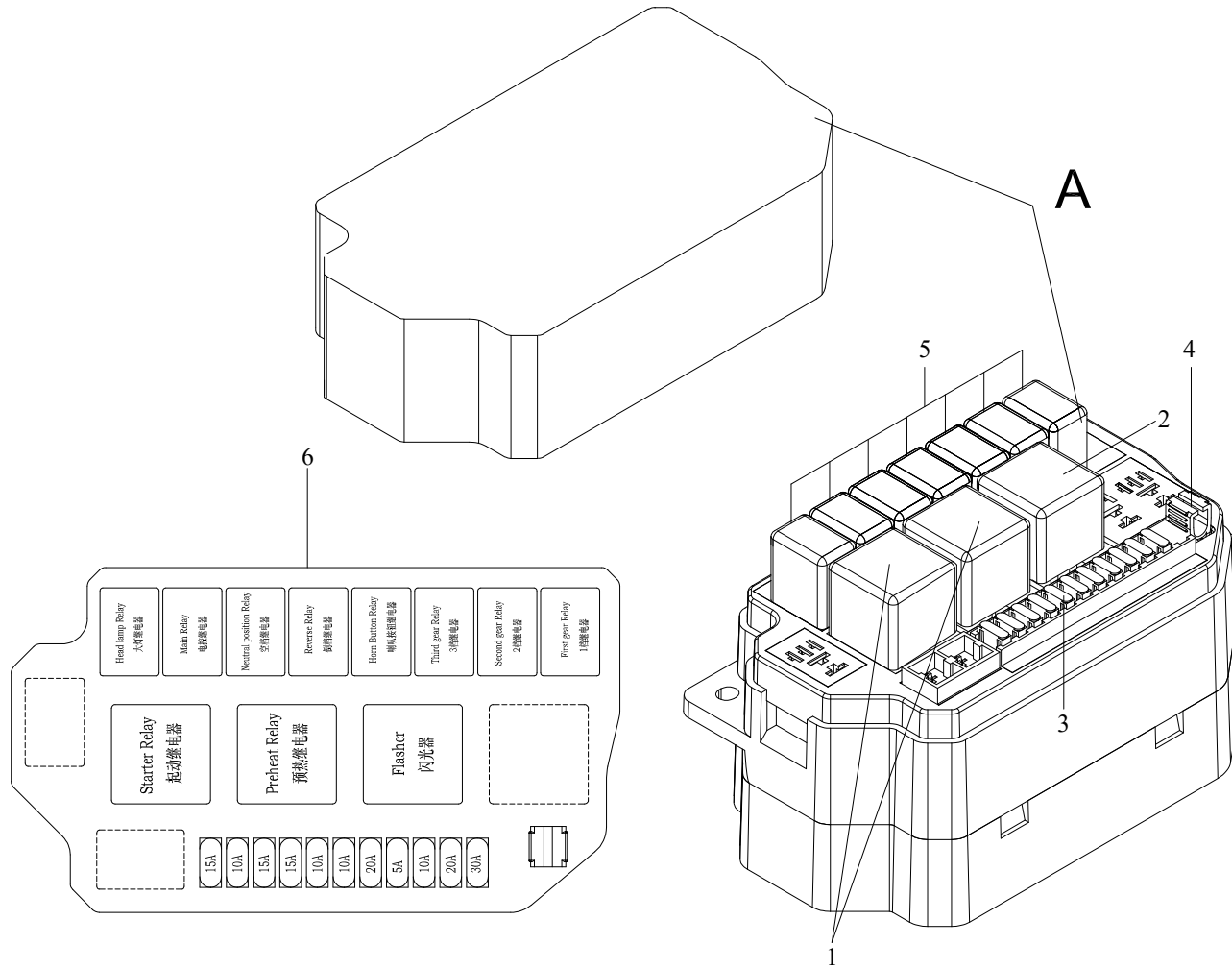




图 4-1A 控制盒总成 (CE)

Fig.4-1A Control box assy (CE)

A#CPCD15/18-XW97C-RT4 B#CPCD15/18-XW97E-RT2

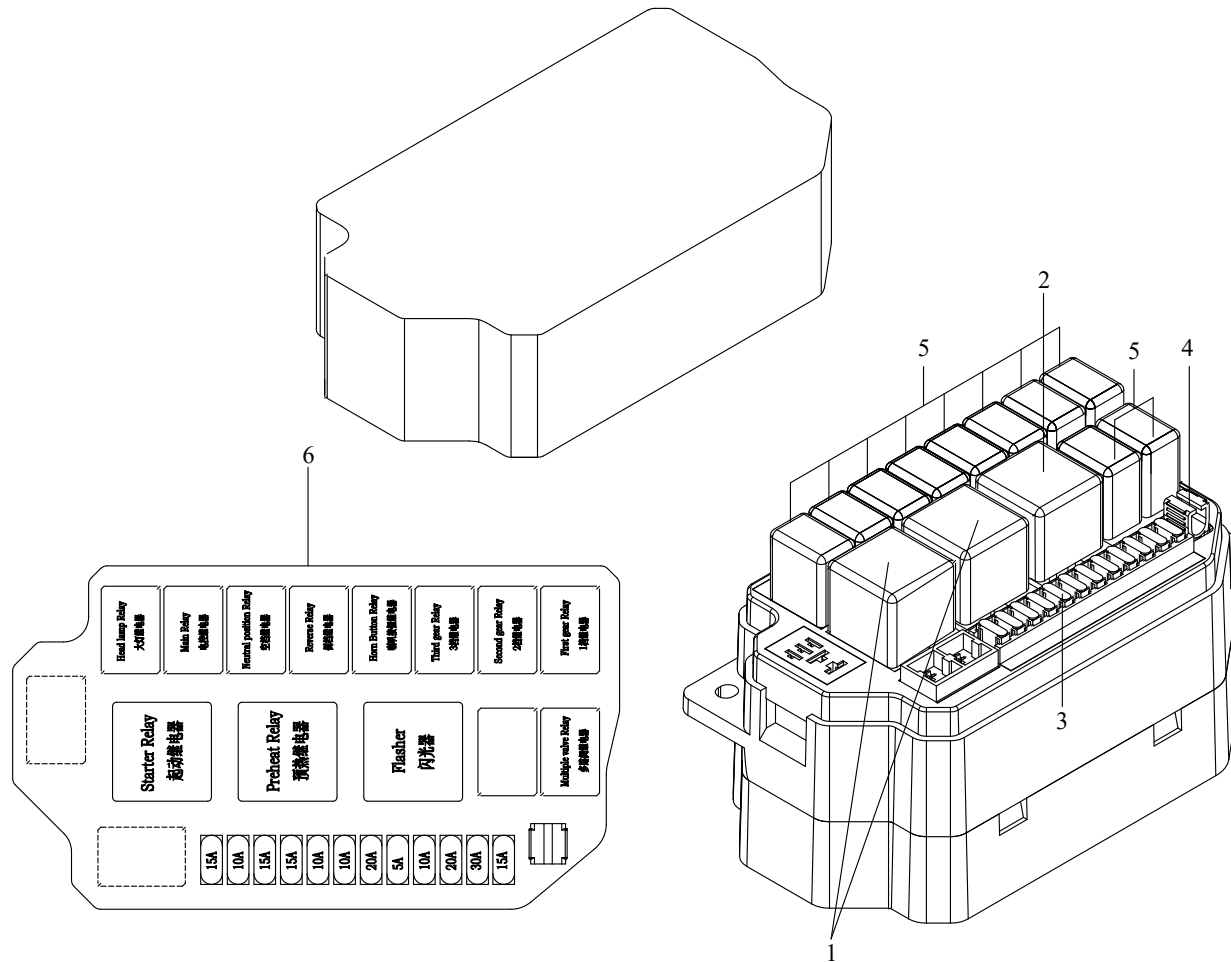




图 4-1B 控制盒总成@221215, New CE  
 Fig.4-1B Control box assy @221215, New CE

A#CPCD15/18-XW97C-RT4 B#CPCD15/18-XW97E-RT2

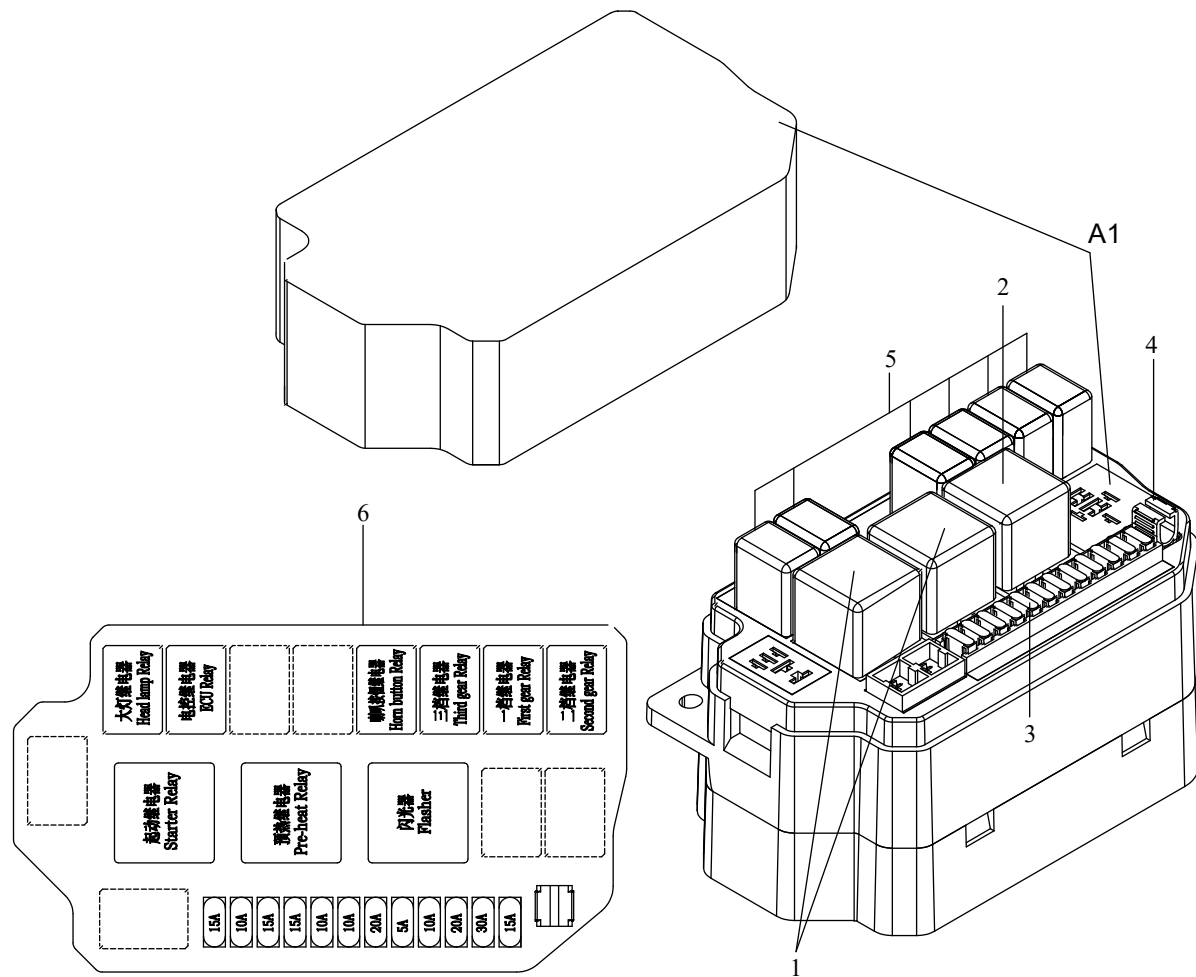




图 4-2 控制盒总成  
Fig.4-2 Control box assy

C#CPCD15/18-XW33C-RT4 D#CPCD15/18-XW33E-RT2

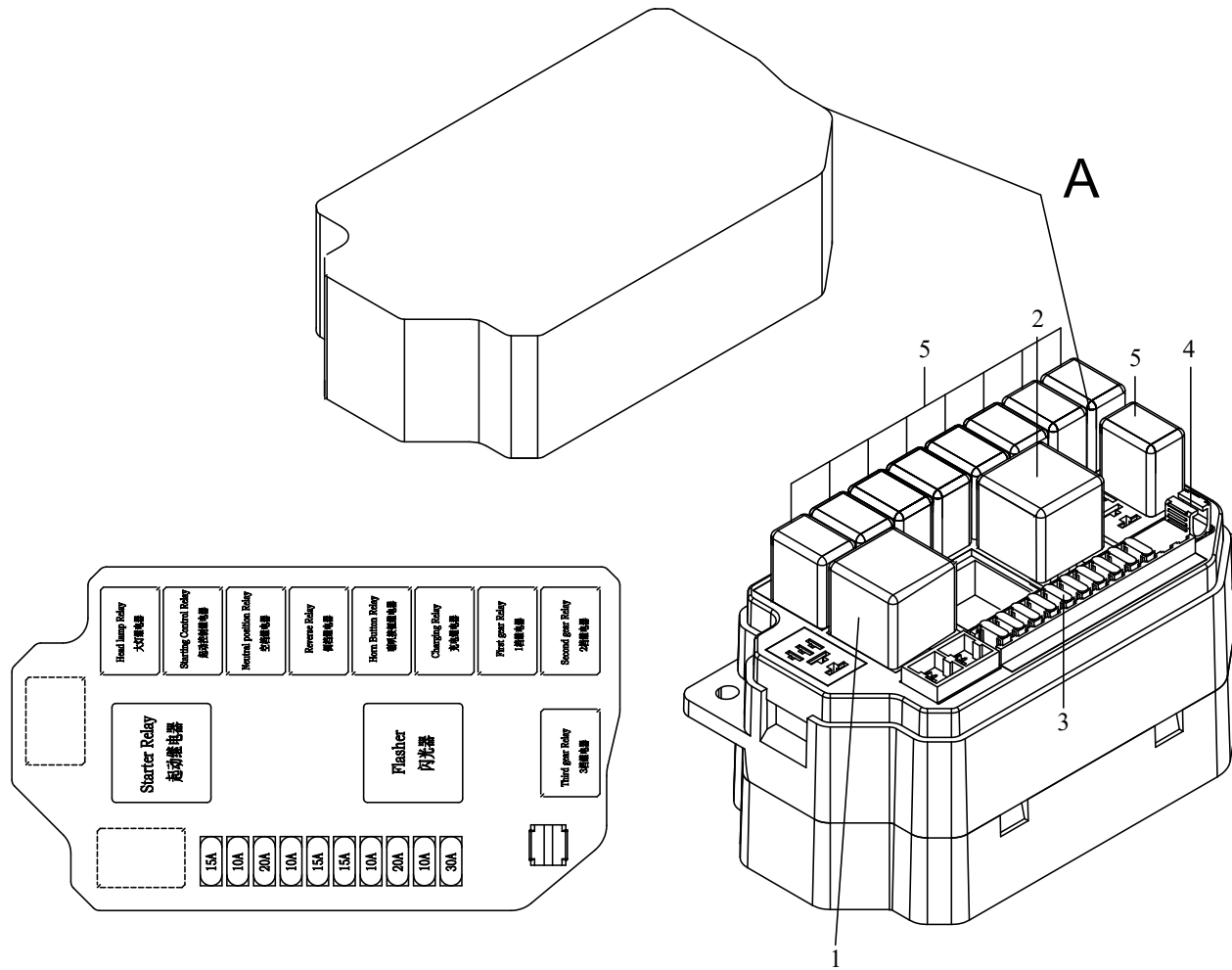




图 4-3 控制盒总成 (CE)  
Fig.4-3 Control box assy (CE)

C#CPCD15/18-XW33C-RT4 D#CPCD15/18-XW33E-RT2

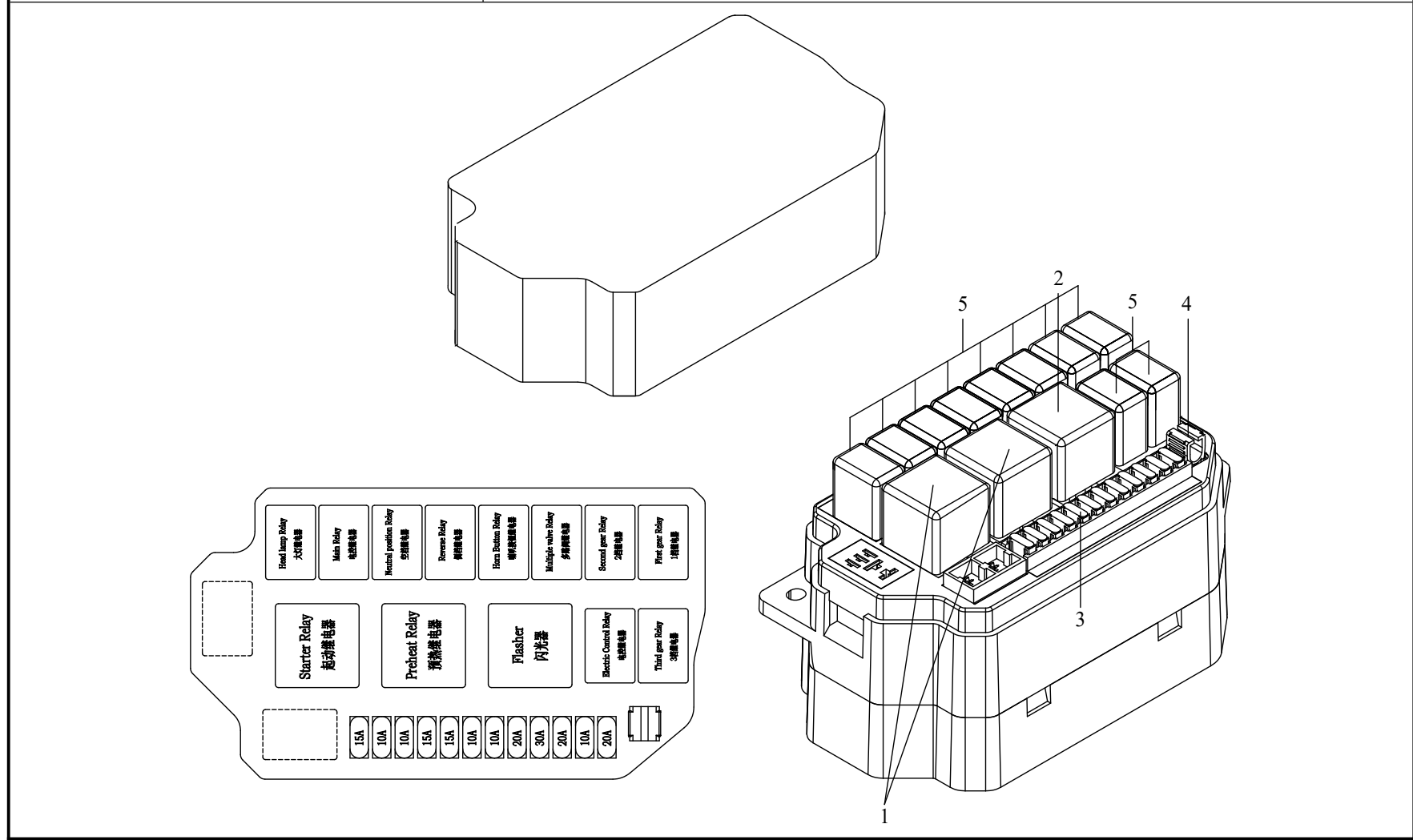




图 4-4 控制盒总成  
Fig.4-4 Control box assy

E#CPCD15/18-XG98C-RT4 F#CPCD15/18-XG98E-RT2

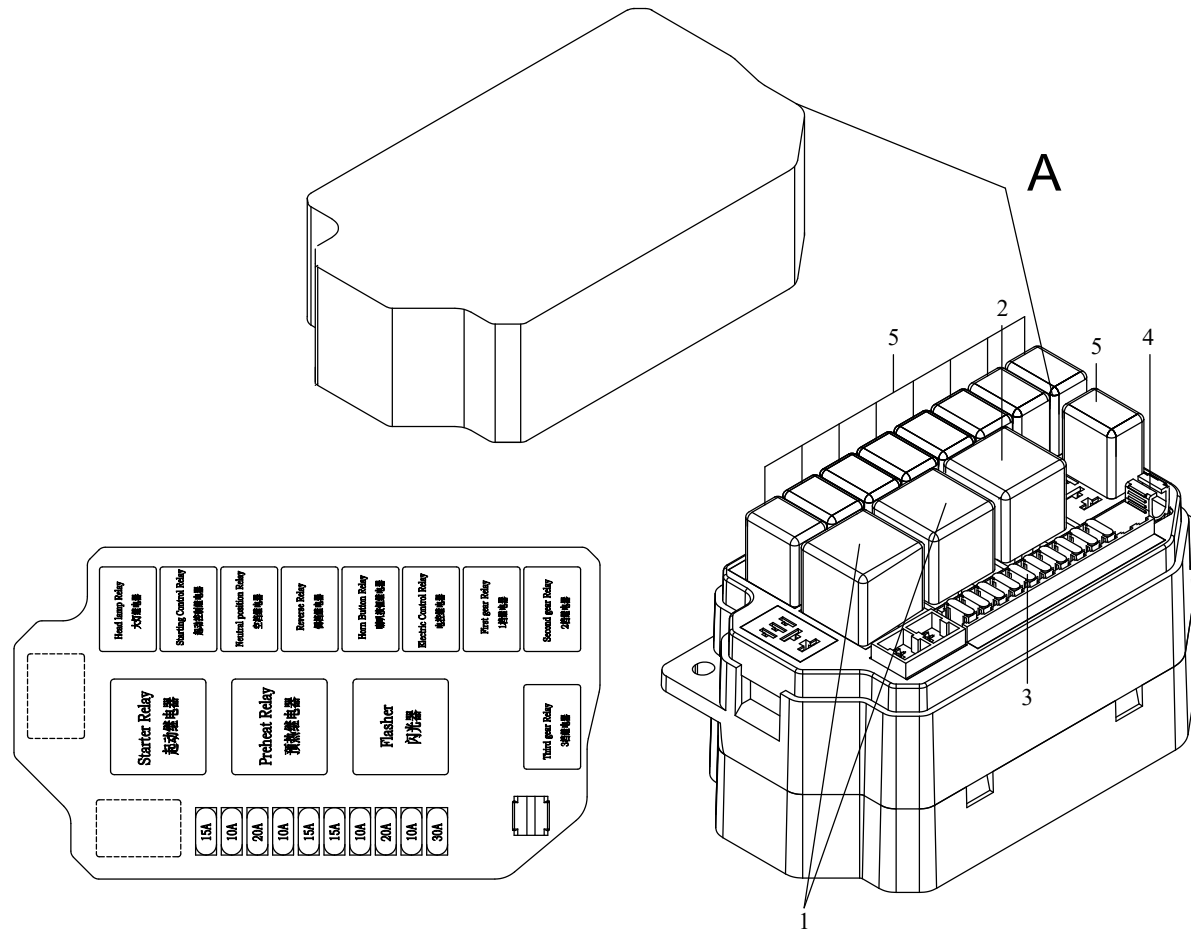




图 5 四卡翘板开关  
Fig.5 4-Rocker Switches

全部车型  
All models of truck

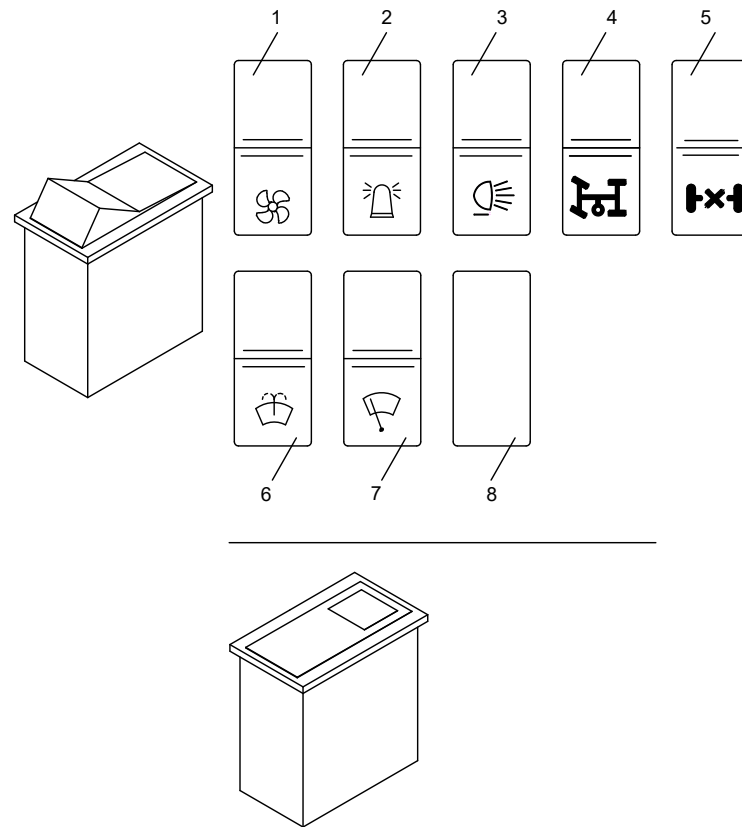




图6 电气系统  
Fig.6 Electrical system

全部车型  
All models of truck

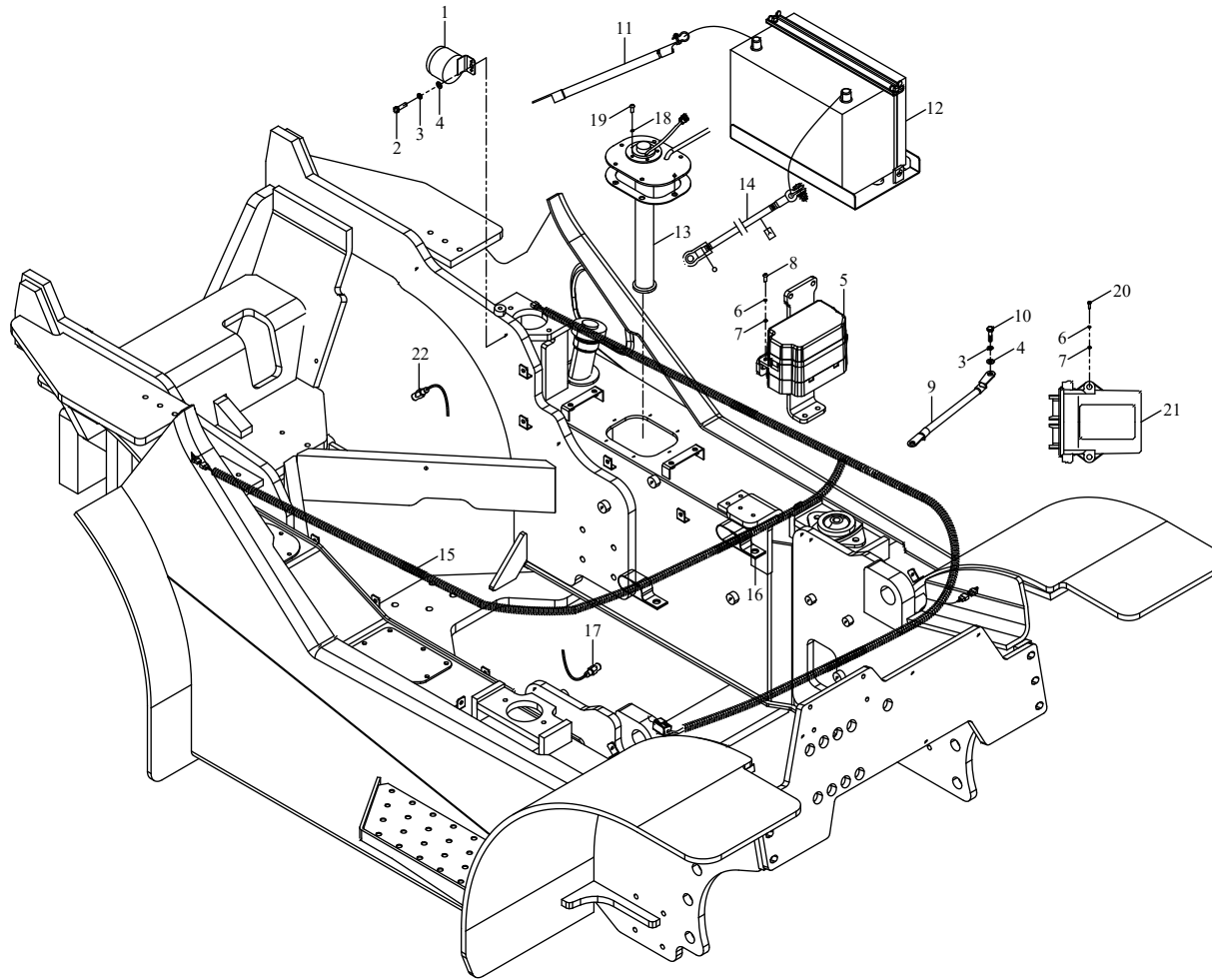
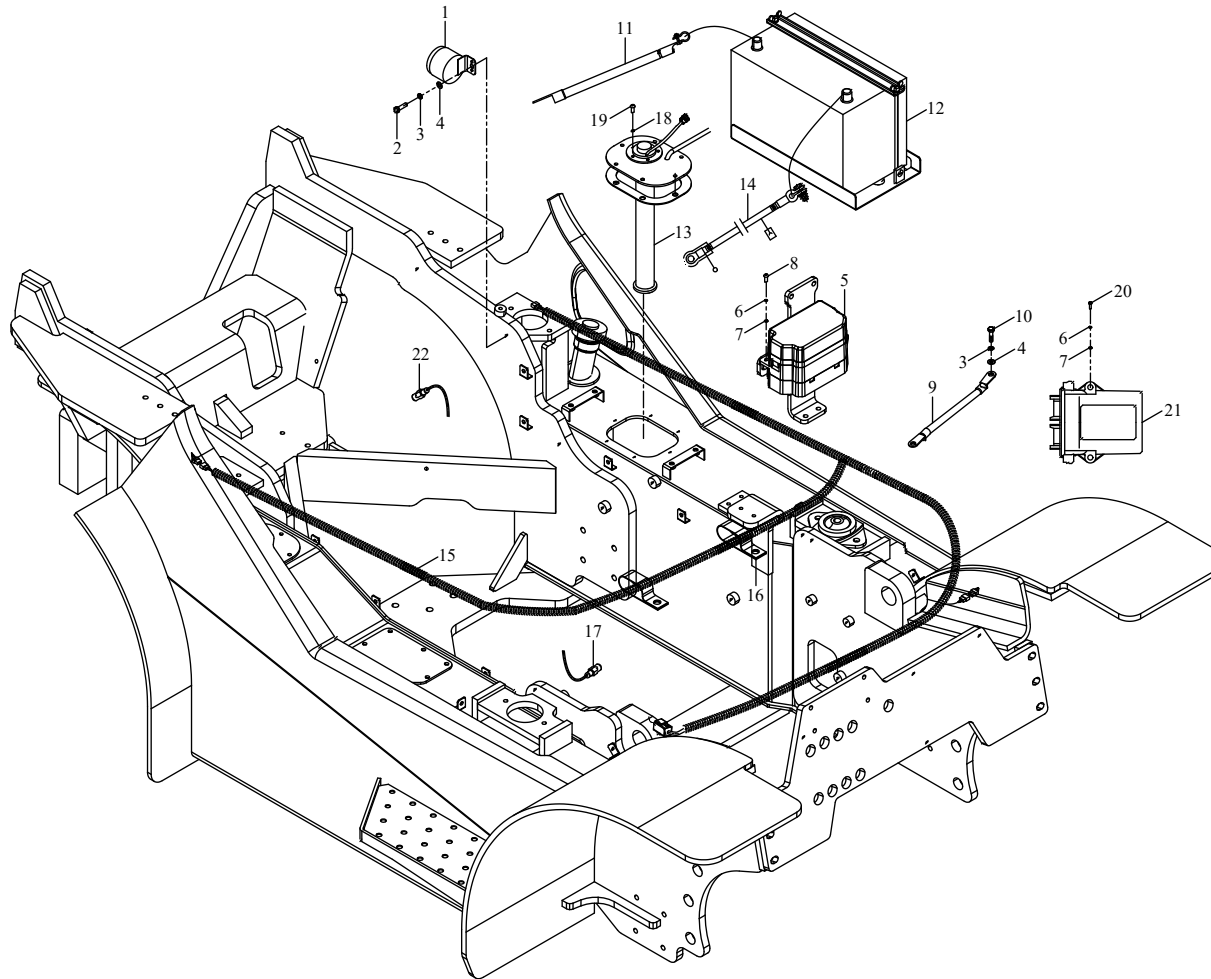


图 6/Fig.6 电气系统/Electrical system

序号 Item	物料码 Part No.	名称	Description	数量 Qty	日期 Date	备注或适用车型 Remarks or Serial No.
1	NC9717-700500-000	倒车蜂鸣器	Reverse warner	1		
2	G0029P2-008016-00	螺栓 M8×16	Bolt M8×16	1	@230607	
2	G005787-008016-00	螺栓 M8×16	Bolt M8×16	1	230607@	
3	G000093-000008-00	垫圈 8	Washer 8	1		
4	G0097P1-000008-00	垫圈 8	Washer 8	1		
5	RTC354-706000-000	控制盒总成	Control box assy	1		A#B#
5	RTC354-706000-900	控制盒总成	Control box assy	1		A#B#,CE
5	RTC354-706000-901	控制盒总成	Control box assy	1	@221215	A#B#,New CE
5	RTC350-706000-000	控制盒总成	Control box assy	1		C#D#
5	RTC350-706000-900	控制盒总成	Control box assy	1		C#D#,OPS
5	RTC355-706000-000	控制盒总成	Control box assy	1		E#F#
5	RTC355-706000-900	控制盒总成	Control box assy	1		E#F#,OPS
6	G000093-000006-00	垫圈 6	Washer 6	4		
7	G0097P1-000006-00	垫圈 6	Washer 6	4		
8	G000070-006030-00	螺钉 M6×30	Screw M6×30	2		
9	R960-700300-820	起动机接地线	Ground wire,Starter	1		
10	G005783-008012-00	螺栓 M8×12	Bolt M8×12	1		
11	XB453-700400-000	蓄电池负级引线	Cable,Battery (-)	1		A#B#
11	N163-700200-820	蓄电池负级引线	Cable,Battery (-)	1		C#D#E#F#
12	NC9321-700002-000	少维护蓄电池	Battery,Low-Maintenance	1		12V 90Ah
13	RTE354-700400-000	油量传感器	Fuel level sending unit	1		A#B#
13	NC967-700400-000	油量传感器	Fuel level sending unit	1		C#D#
13	XR310-700400-000	油量传感器	Fuel level sending unit	1		E#F#
14	RTE354-700200-000	蓄电池正级引线	Cable, Battery(+)	1		A#B#
14	N152-700100-000	蓄电池正级引线	Cable, Battery(+)	1		C#D#
14	XF255-702000-002	蓄电池正级引线	Cable, Battery(+)	1		E#F#
15	RTC354-710000-000	车身主线束	Main wire-harness	1		A#B#
15	RTC354-710000-900	车身主线束	Main wire-harness	1		A#B#,CE
15	RTC354-710000-901	车身主线束	Main wire-harness	1	@221215	A#B#,New CE
15	RTC350-710000-000	车身主线束	Main wire-harness	1		C#D#
15	RTC350-710000-900	车身主线束	Main wire-harness	1		C#D#,CE
15	RTC359-710000-000	车身主线束	Main wire-harness	1		E#F#
15	RTC359-710000-900	车身主线束	Main wire-harness	1		E#F#,OPS
16	XF250-700006-000	抱箍	Hoop	2		
17	XB450-700002-000	油温传感器	Oil temperature sensor	1		

图 6 电气系统  
Fig.6 Electrical system

全部车型  
All models of truck







## 第八部分 起升组件

### Part VIII Lifting system

A#CPCD15/18-XW97C-RT4    B#CPCD15/18-XW97E-RT2    C#CPCD15/18-XW33C-RT4    D#CPCD15/18-XW33E-RT2    E#CPCD15/18-XG98C-RT4  
 F#CPCD15/18-XG98E-RT2

序号 Item	名称 Description	适用车型 Serial No.	页码 Page
图 I Fig. I	滚轮组件 Roller assy	二级宽视野门架 SIMPLEX MAST	8-0
图 I -1 Fig. I -1	滚轮组件 Roller assy	三级全自由门架 TRIPLEX MAST	8-2
图 II Fig. II	货叉总成 Fork assy	二级宽视野门架 SIMPLEX MAST	8-4
图III Fig.III	油缸抱箍组件 Cylinder hoop assy	二级宽视野门架 SIMPLEX MAST	8-6
图III-1 Fig.III-1	油缸抱箍组件 Cylinder hoop assy	三级全自由门架 TRIPLEX MAST	8-8
图 1 Fig. 1	起升组件 Lifting part	二级宽视野门架 SIMPLEX MAST	8-10
图 2 Fig. 2	链条总成 Chain assy	二级宽视野门架 SIMPLEX MAST	8-12
图 3 Fig. 3	货叉架总成 Fork carriage assy	二级宽视野门架 SIMPLEX MAST	8-14
图 4 Fig. 4	左、右升降油缸 Lifting cylinder, Left & Right	二级宽视野门架 SIMPLEX MAST	8-16
图 5 Fig. 5	倾斜油缸 Tilt cylinder	二级宽视野门架 SIMPLEX MAST	8-18

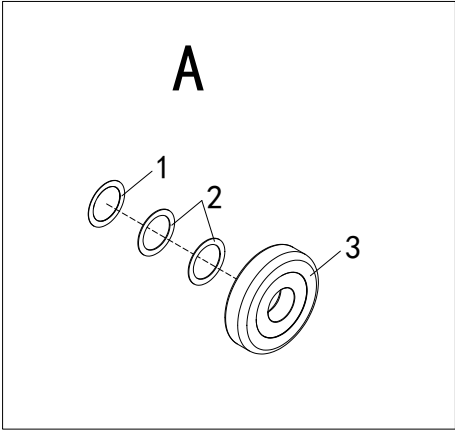
序号 Item	名称 Description	适用车型 Serial No.	页码 Page
图 6 Fig. 6	油路系统 Mast oil circuit system	二级宽视野门架 SIMPLEX MAST	8-20
图 7 Fig. 7	起升组件 Lifting part	三级全自由门架 TRIPLEX MAST	8-22
选配表 1<Optional Parts List 1>		三级全自由门架 TRIPLEX MAST	8-26
图 8 Fig. 8	链条总成 Chain assy	三级全自由门架 TRIPLEX MAST	8-28
选配表 2<Optional Parts List 2>		三级全自由门架 TRIPLEX MAST	8-30
图 9 Fig. 9	门架 Mast	三级全自由门架 TRIPLEX MAST	8-32
选配表 3<Optional Parts List 3>		三级全自由门架 TRIPLEX MAST	8-34
图 10 Fig. 10	货叉架总成 Fork carriage assy	三级全自由门架 TRIPLEX MAST	8-36
图 11 Fig. 11	短升降油缸 Short lifting cylinder	三级全自由门架 TRIPLEX MAST	8-38
选配表 4<Optional Parts List 4>		三级全自由门架 TRIPLEX MAST	8-40
图 12 Fig. 12	升降油缸 Lifting cylinder	三级全自由门架 TRIPLEX MAST	8-42
选配表 5<Optional Parts List 5>		三级全自由门架 TRIPLEX MAST	8-44
图 13 Fig. 13	倾斜油缸 Tilt cylinder	三级全自由门架 TRIPLEX MAST	8-46
图 14 Fig. 14	油路系统 Mast oil circuit system	三级全自由门架 TRIPLEX MAST	8-48
选配表 6<Optional Parts List 6>		三级全自由门架 TRIPLEX MAST	8-52



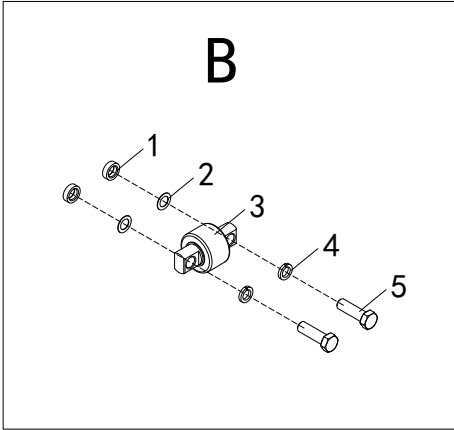
图 I 滚轮组件  
Fig. I Roller assy

二级宽视野门架 SIMPLEX MAST

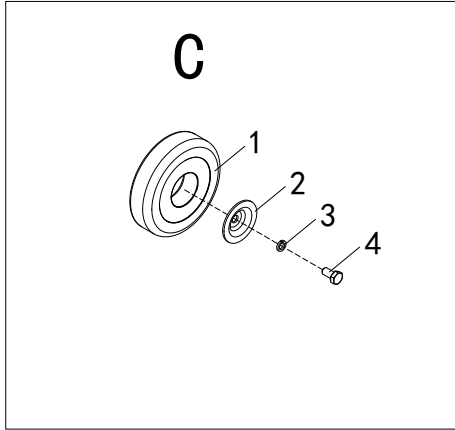
**A**



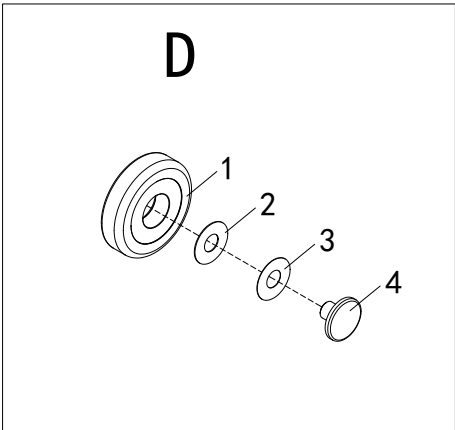
**B**



**C**



**D**



**E**

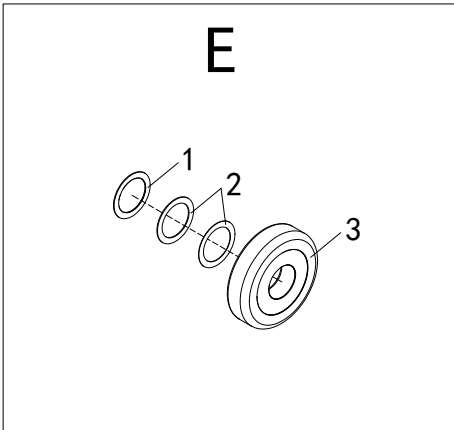




图 I-1 滚轮组件  
Fig. I-1 Roller assy

三级全自由门架 TRIPLEX MAST

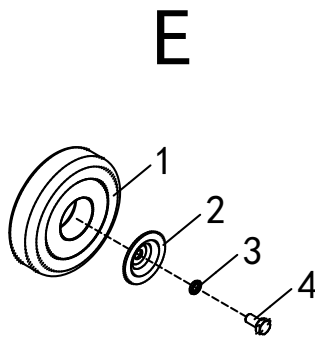
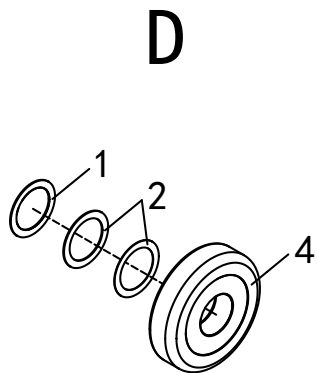
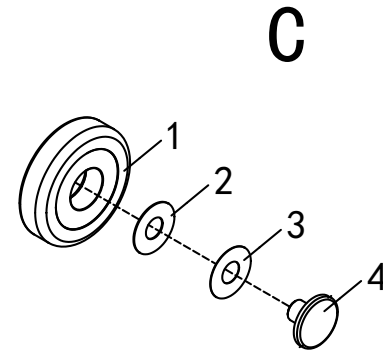
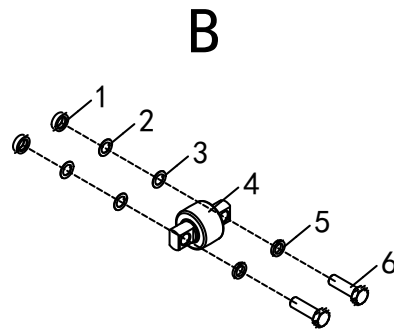
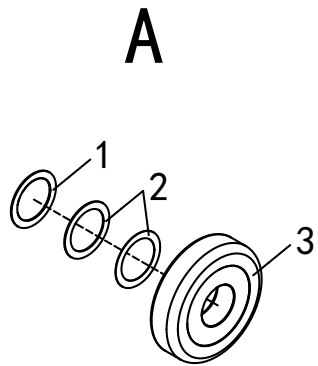




图 II 货叉总成  
Fig. II Fork assy

二级宽视野门架 SIMPLEX MAST

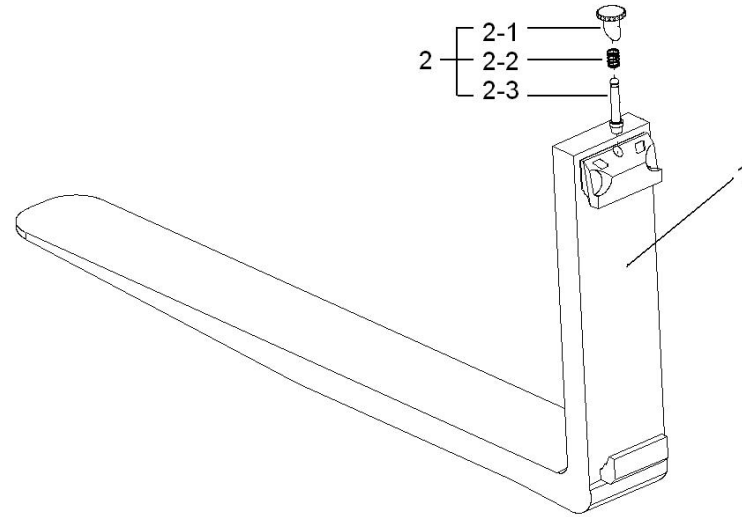




图 III 油缸抱箍组件  
Fig.III Cylinder hoop assy

二级宽视野门架 SIMPLEX MAST

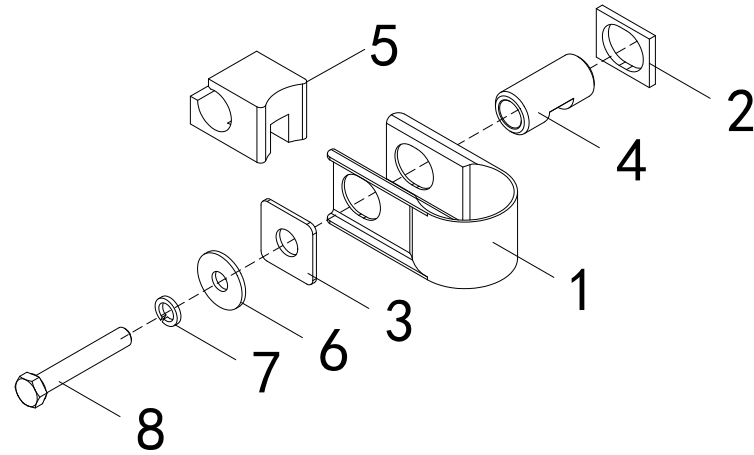




图 III-1 油缸抱箍组件  
Fig.III-1 Cylinder hoop assy

三级全自由门架 TRIPLEX MAST

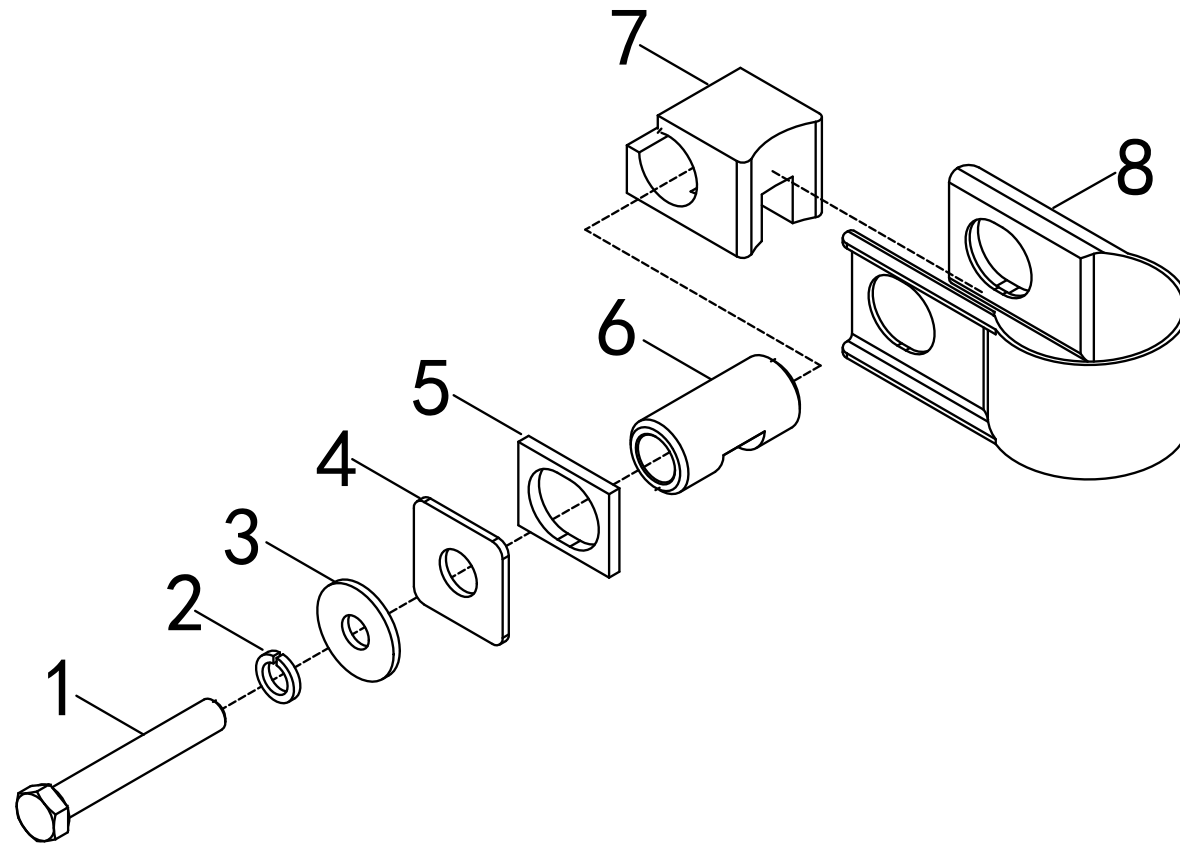




图 1 起升组件  
Fig.1 Lifting part

二级宽视野门架 SIMPLEX MAST

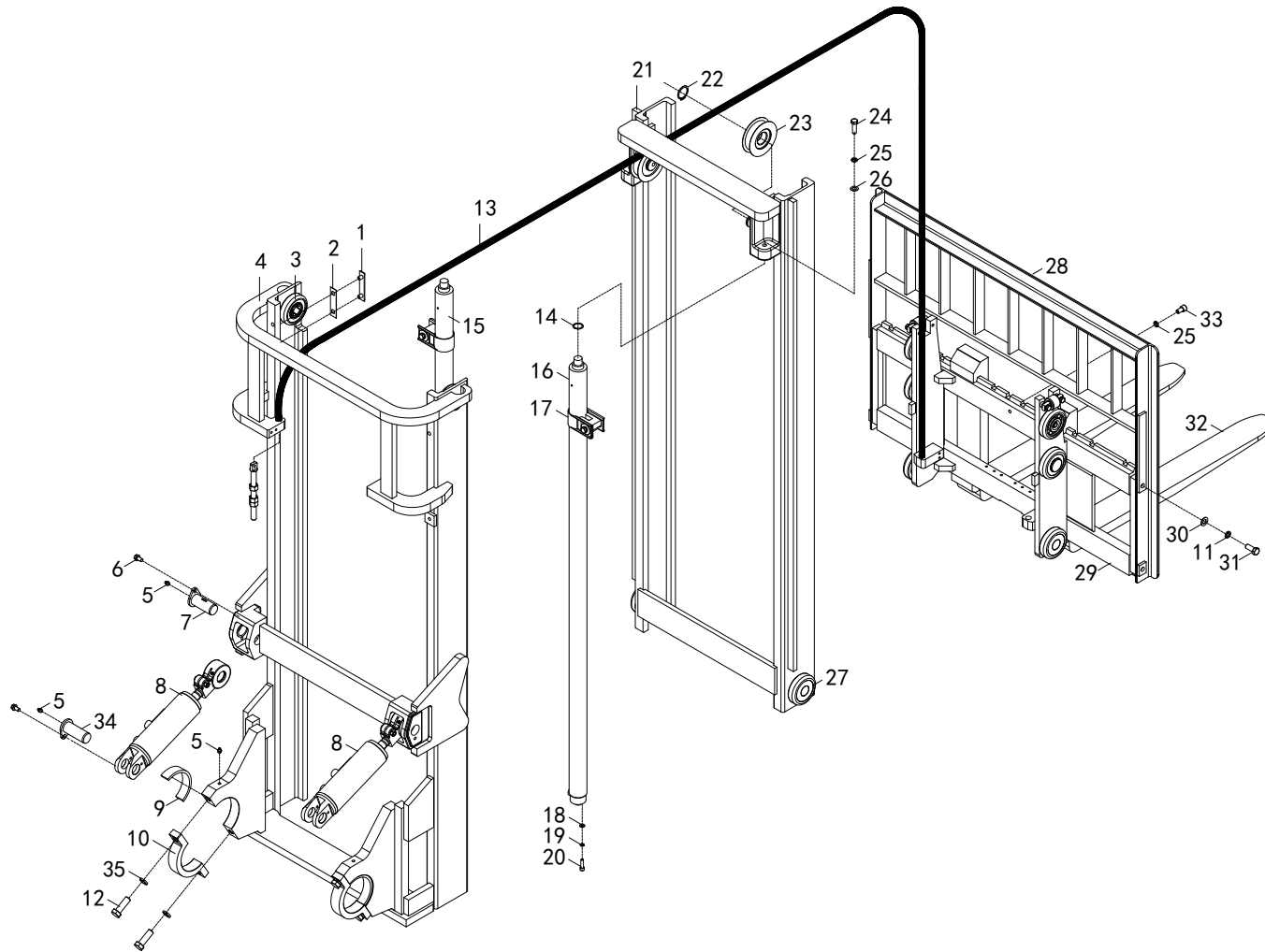


图 1/Fig.1 起升组件/ Lifting part

序号 Item	物料码 Part No.	名称	Description	数量 Qty	日期 Date	备注或适用车型 Remarks or Serial No.
1	QA20V500-100001-000	导轨衬垫	Guide board	2		
2	QA20V500-100002-000	调整垫片	Adjust shim	2		根据需要增减/Increase or decrease as needed
3	XR15M300-006000-000	复合滚轮	Complex rolle assy	2		见图 I /See Fig. I
4	RTC18M300-100000-000	外门架	Outside mast	1		
5	G001152-010001-00	油杯 M10×1	Oil cup M10×1	6		
6	N30M300-004000-000	螺栓 M10×1.25×20	Bolt M10×1.25×20	4		
7	X15M300-002000-000	销轴	Pin shaft	2		
8	RTC18M300-600000-000	倾斜油缸	Tilt cylinder	2		见图5/See Fig.5
9	A30M300-000006-000	轴瓦	Axle bush	2		
10	RTC18M300-101102-000	轴承盖	Bearing cap	2		
11	G000093-000014-00	垫圈 14	Washer 14	8		
12	G005786-018055-01	螺栓 M18×1.5×55	Bolt M18×1.5×55	4		
13	LH-1234101-100	链条总成	Chain assy	1		见图 2/See Fig.2
14	N15M300-000012-000	油缸调整垫圈	Adjust gasket	2		
15	X15M300-500000-001	左起升油缸	Lift cylinder,Left	1		见图4/See Fig.4
16	A2A15M300-400000-000	右起升油缸	Lift cylinder,Right	1		见图4/See Fig.4
17	XFC15N450-001000-000	油缸抱箍	Cylinder hoop assy	2		见图III/See Fig.III
18	G0097P1-000008-00	垫圈 8	Washer 8	2		
19	G000093-000008-00	垫圈 8	Washer 8	2		
20	G000070-008030-00	螺钉 M8×30	Screw M8×30	2		
21	RTC18M300-200000-000	内门架	Inside mast	1		
22	G0894P1-000040-00	轴用弹性挡圈-A 型 40	Snap ring 40	2		根据需要增减/Increase or decrease as needed
23	780708-G00	链轮	Chain wheel	2		
24	G005786-012040-00	螺栓 M12×1.25×40	Bolt M12×1.25×40	2		
25	G000093-000012-00	垫圈 12	Washer 12	3		
26	G0097P1-000012-00	垫圈 12	Washer 12	2		
27	XR15M300-007000-000	纵向滚轮组	Cross roller assy	2		见图 I /See Fig. I
28	N15M300-020000-501	挡货架	Load bracket	1		
29	RTC18M300-300000-000	货叉架总成	Fork shelf assy	1		见图3/See Fig.3
30	G0097P1-000014-00	垫圈 14	Washer 14	4		
31	G005786-014035-01	螺栓 M14×1.5×35	Bolt M14×1.5×35	4		
32	RTC18M300-010000-000	货叉总成	Fork assy	2		见图 II /See Fig. II
33	G005783-012020-00	螺钉 M12×20	Screw M12×20	1		
34	N30N450-001000-000	销轴	Pin shaft	2		
35	G000093-000018-00	垫圈 18	Washer 18	2		

图2 链条总成  
Fig.2 Chain assy

二级宽视野门架 SIMPLEX MAST

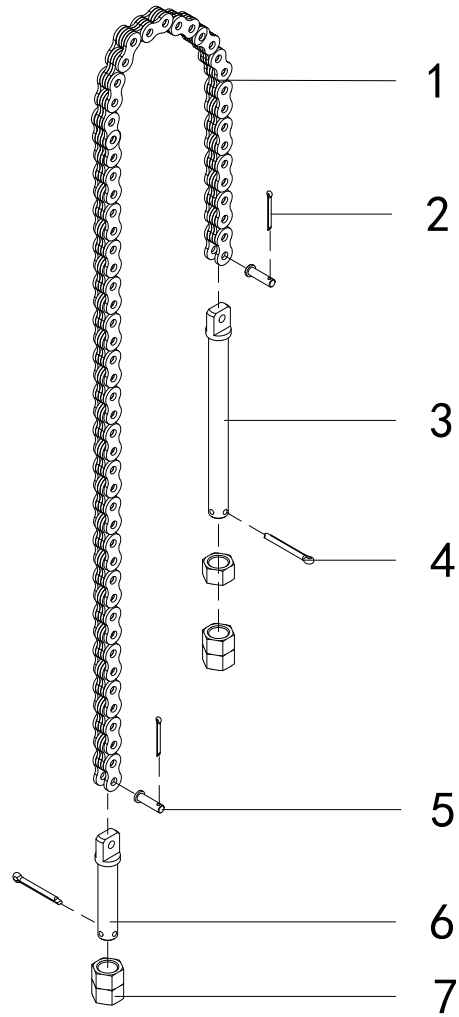




图3 货叉架总成  
Fig.3 Fork carriage assy

二级宽视野门架 SIMPLEX MAST

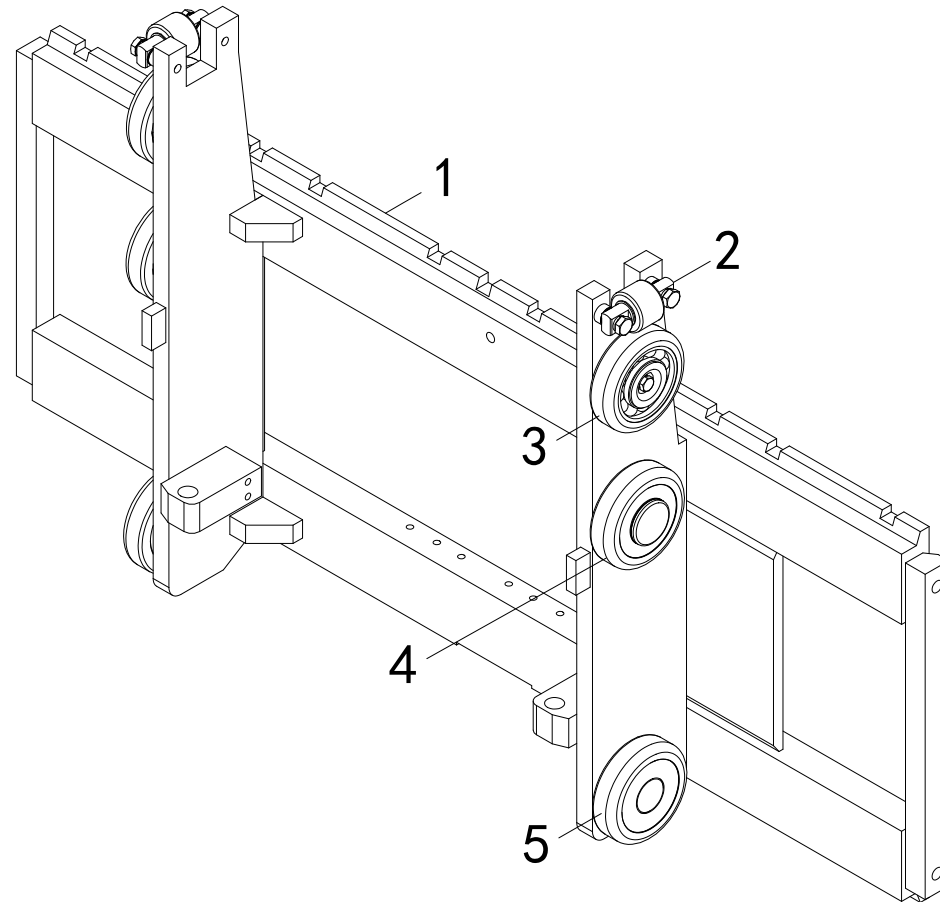




图4 左、右升降油缸  
Fig.4 Lifting cylinder, Left & Right

二级宽视野门架 SIMPLEX MAST

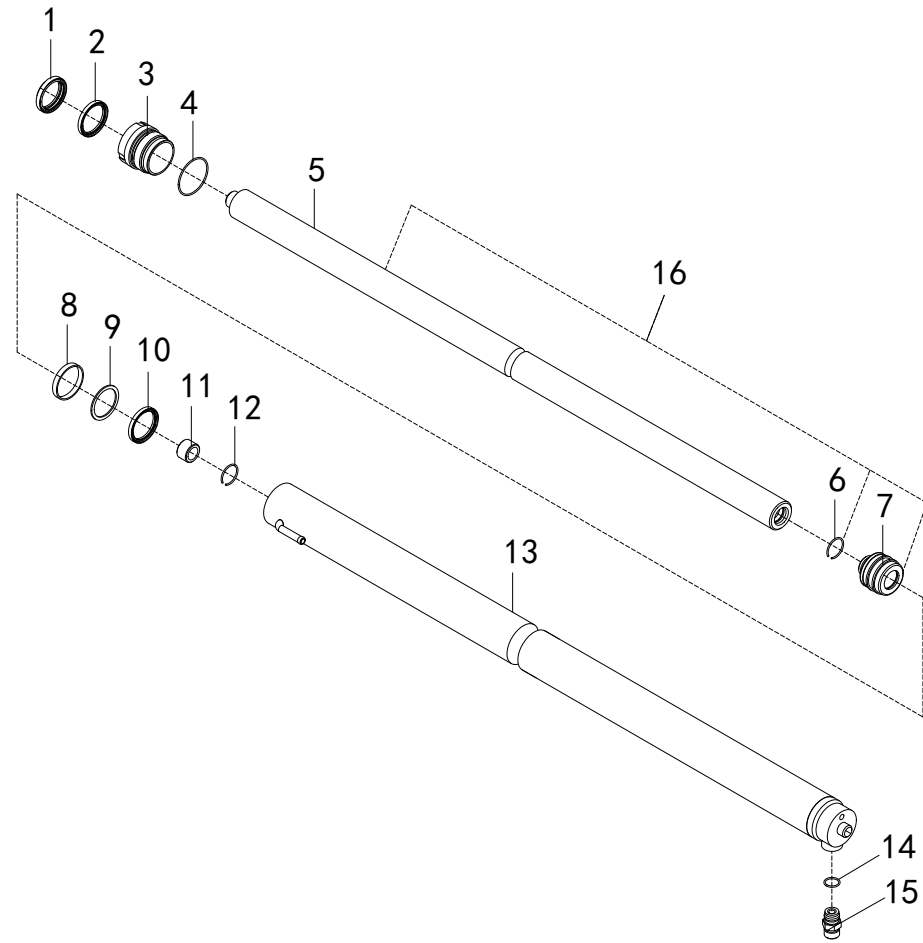




图 5 倾斜油缸  
Fig.5 Tilt cylinder

二级宽视野门架 SIMPLEX MAST

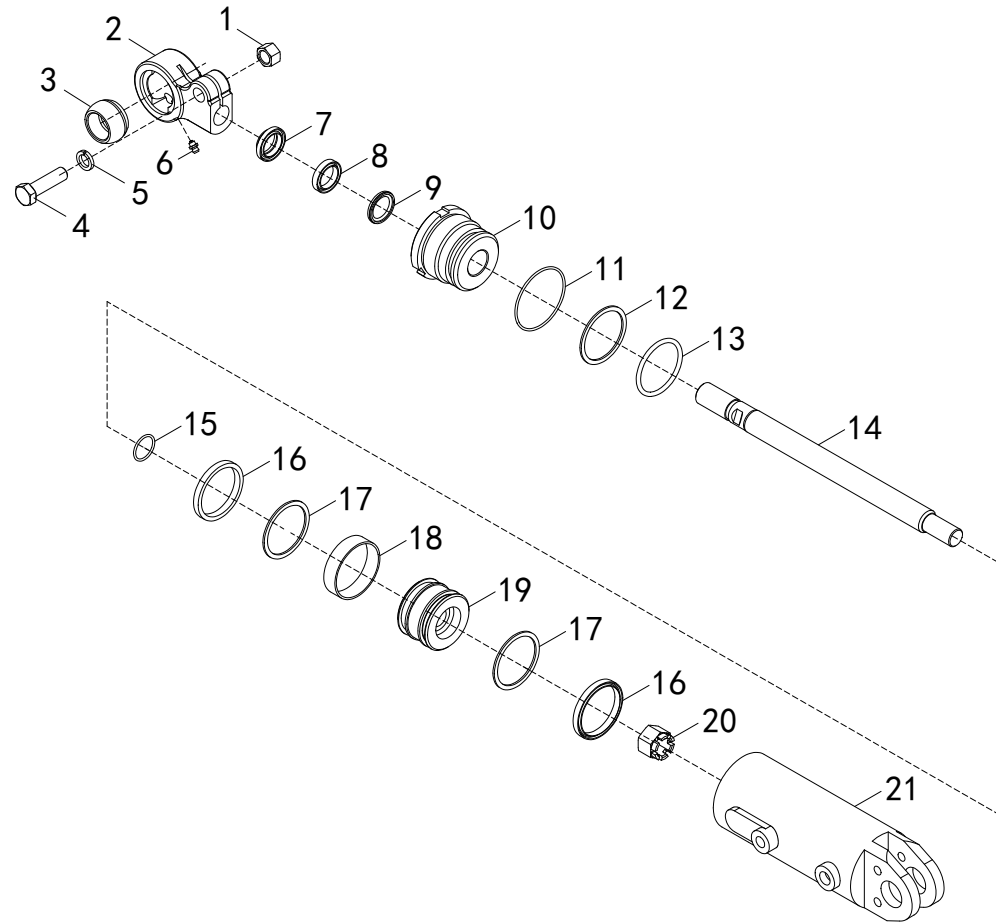




图 6 油路系统  
Fig.6 Mast oil circuit system

二级宽视野门架 SIMPLEX MAST

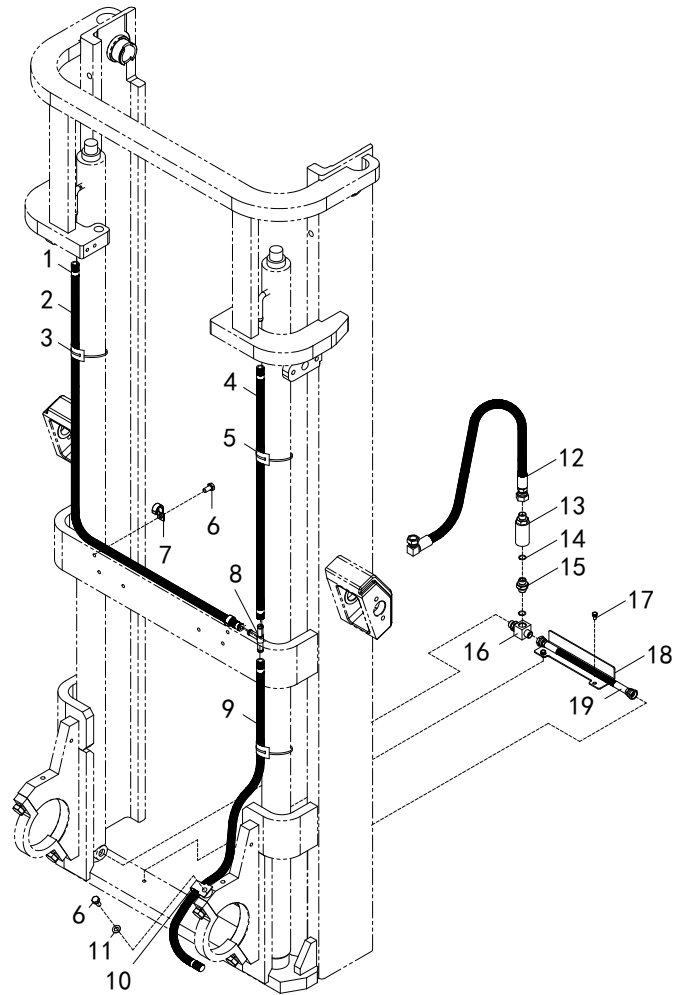




图7 起升组件  
Fig.7 Lifting part

三级全自由门架 TRIPLEX MAST

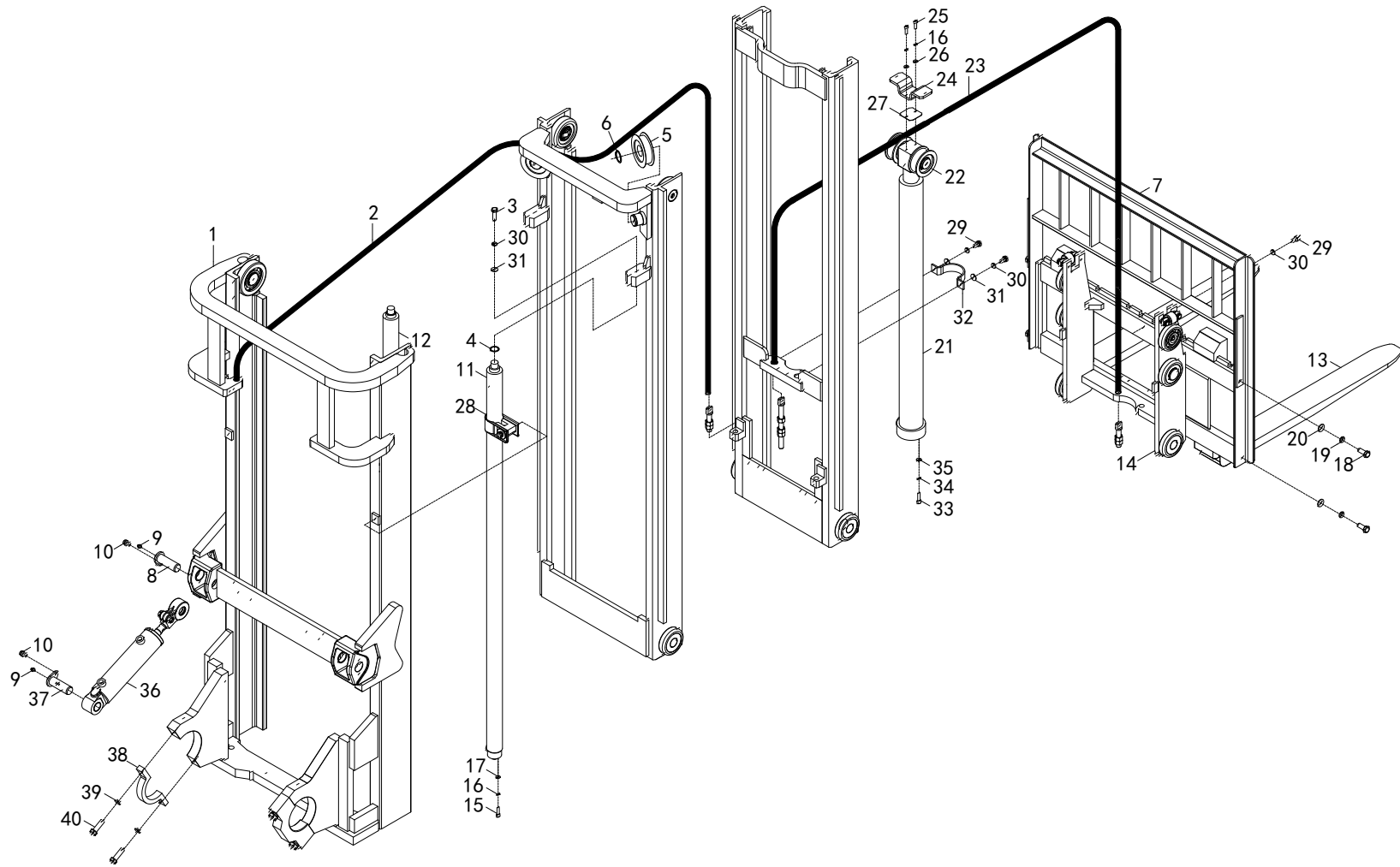
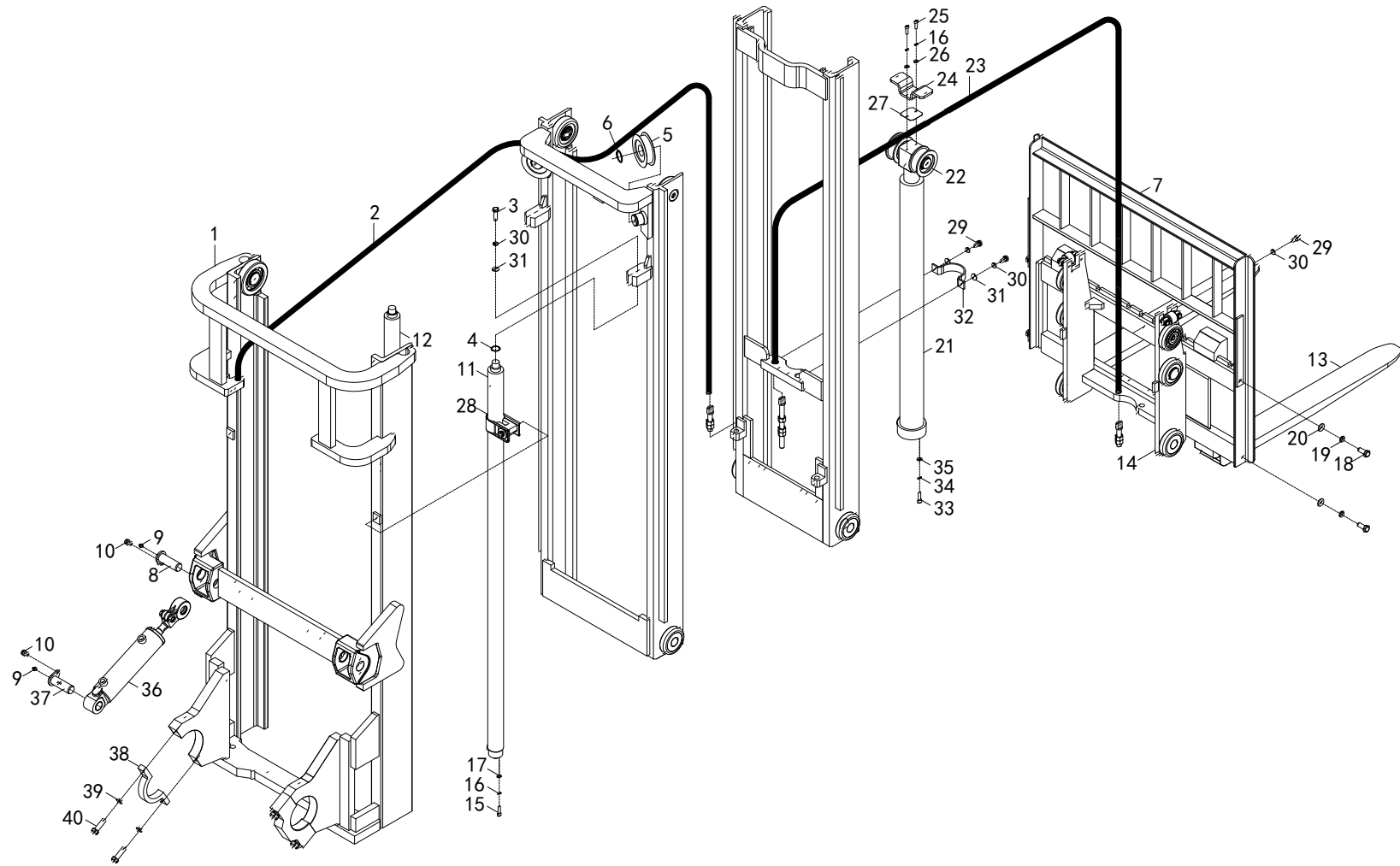


图 7/Fig.7 起升组件 Lifting part

序号 Item	物料码 Part No.	名称	Description	数量 Qty	日期 Date	备注或适用车型 Remarks or Serial No.
A	RTC18N450-000000-500	起升组件	Lifting part	1		4.5m, UU
B	RTC18N450-000000-000	起升组件	Lifting part	1		4.5m, MU
1	RTC18NX-100000-000	门架	Mast	1		
2	LH-1234097-100	链条总成	Chain assy	2		
3	G005786-012040-00	螺栓 M12×1.25×40	Bolt M12×1.25×40	2		
4	N15M300-000012-000	油缸调整垫圈	Cylinder adjustment washer	2		
5	780708-G00	链轮	Sprocket	2		
6	G0894P1-000040-00	轴用弹性挡圈-A 型 40	Snap ring A-40	2		
7	N15M300-020000-501	挡货架	Block shelves	1		
8	X15M300-002000-000	销轴	Pin shaft	2		
9	G001152-010001-00	油杯 M10×1	Oil cup M10×1	4		
10	N30M300-004000-000	螺栓 M10×1.25×20	Bolt M10×1.25×20	4		
11	XR15NX-500000-000	左升降油缸	Lift cylinder,Left	1		
12	XR15NX-400000-500	右升降油缸	Lift cylinder,Right	1		UU
12	A2A15NX-400000-000	右升降油缸	Lift cylinder,Right	1		MU
13	RTC18M300-010000-500	货叉总成	Fork assy	2		UU
13	RTC18M300-010000-000	货叉总成	Fork assy	2		MU
14	RTC18N450-300000-000	货叉架总成	Fork shelf assy	1		
15	G000070-008030-00	螺钉 M8×30	Screw M8×30	2		
16	G000093-000008-00	垫圈 8	Washer 8	4		
17	G0097P1-000008-00	垫圈 8	Washer 8	2		
18	G005786-014035-01	螺栓 M14×1.5×35	Bolt M14×1.5×35	4		
19	G000093-000014-00	垫圈 14	Washer 14	4		
20	G0097P1-000014-00	垫圈 14	Washer 14	4		
21	XR15NX-800000-000	短升降油缸	Lift cylinder, Short	1		
22	XPD15N450-003000-000	链条座	Sprocket seat	1		
23	LH-1234083-100	链条总成	Chain assy	2		
24	S20N450-004001-000	板	Plate	1		
25	G000070-008025-00	螺钉 M8×25	Screw M8×25	2		
26	G000095-000008-00	垫圈 8	Washer 8	2		
27	XFC30N450-004002-001	调整垫片	Ajust shim	1		
28	XFC15N450-001000-000	油缸抱箍	Cylinder hoop assy	2		
29	G005783-012020-00	螺栓 M12×20	Bolt M12×20	1		
30	G000093-000012-00	垫圈 12	Washer 12	5		
31	G0097P1-000012-00	垫圈 12	Washer 12	4		

图7 起升组件  
Fig.7 Lifting part

三级全自由门架 TRIPLEX MAST





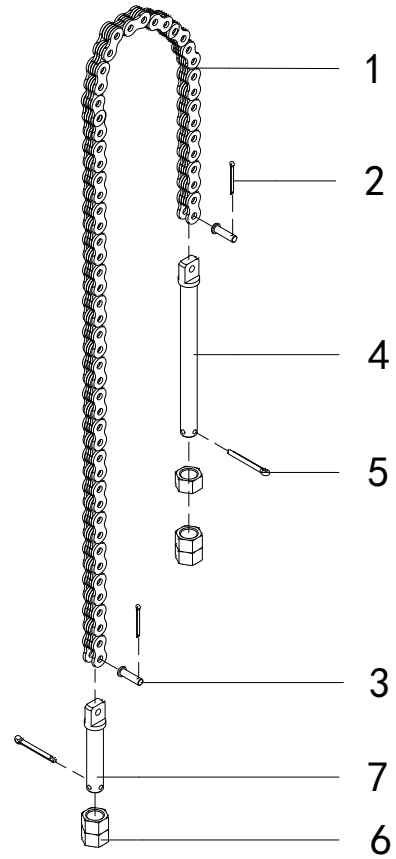
选配表 1<Optional Parts List 1>

序号 Item	A	B
起升高度 Lift Height	物料码 Part No.	物料码 Part No.
4	RTC18N400-000000-500	RTC18N400-000000-000
4.3	RTC18N430-000000-500	RTC18N430-000000-000
4.5	RTC18N450-000000-500	RTC18N450-000000-000
4.7	RTC18N470-000000-500	RTC18N470-000000-000
4.8	RTC18N480-000000-500	RTC18N480-000000-000
5	RTC18N500-000000-500	RTC18N500-000000-000
5.5	RTC18N550-000000-500	RTC18N550-000000-000
6	RTC18N600-000000-500	RTC18N600-000000-000
6.5	RTC18N650-000000-500	RTC18N650-000000-000
7	RTC18N700-000000-500	RTC18N700-000000-000
7.5	RTC18N750-000000-500	RTC18N750-000000-000



图 8 链条总成  
Fig.8 Chain assy

三级全自由门架 TRIPLEX MAST





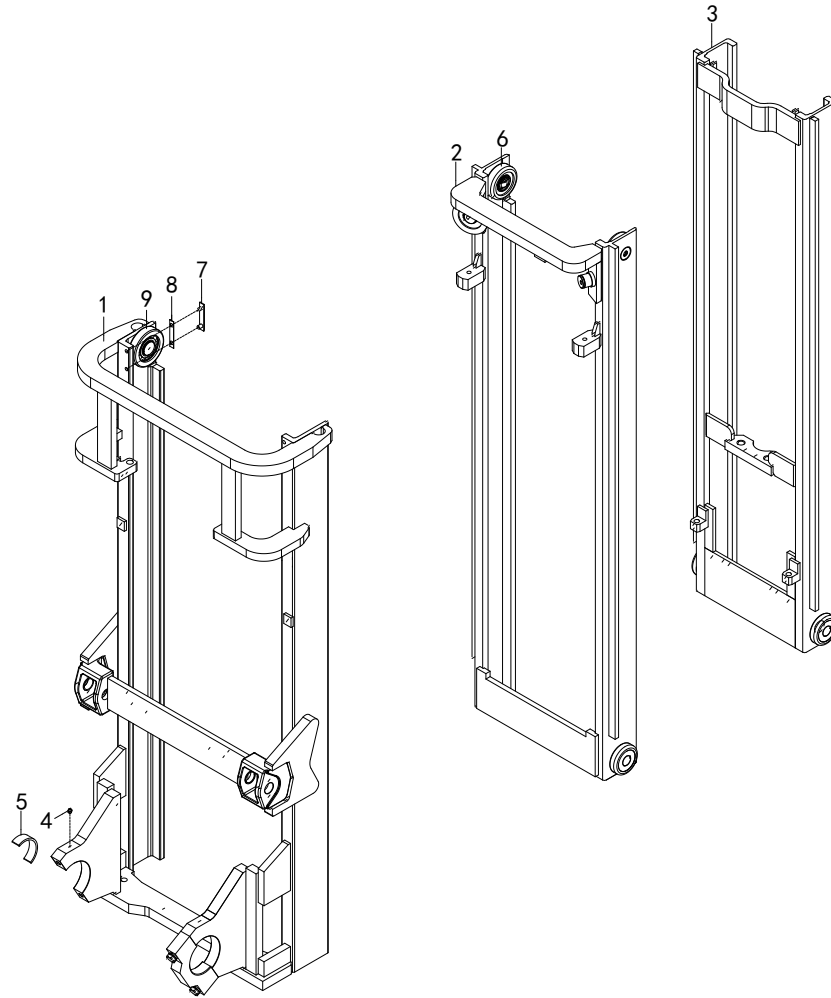
选配表 2<Optional Parts List 2>

序号 Item	A	B
起升高度 Lift Height	物料码 Part No.	物料码 Part No.
4	LH-1234091-100	LH-1234073-100
4.3	LH-1234095-100	LH-1234077-100
4.5	LH-1234097-100	LH-1234083-100
4.7	LH-1234103-100	LH-1234089-100
4.8	LH-1234105-100	LH-1234089-100
5	LH-1234111-100	LH-1234093-100
5.5	LH-1234121-100	LH-1234103-100
6	LH-1234135-100	LH-1234115-100
6.5	LH-1234145-100	LH-1234125-100
7	LH-1234159-100	LH-1234129-100
7.5	LH-1234169-100	LH-1234141-100



图9 门架  
Fig.9 Mast

三级全自由门架 TRIPLEX MAST





选配表 3<Optional Parts List 3>

序号 Item	A	2	3	4
起升高度 Lift Height	物料码 Part No.	物料码 Part No.	物料码 Part No.	物料码 Part No.
4	RTC18N400-100000-000	RTC18N400-101000-000	RTC18N400-103000-000	RTC18N400-102000-000
4.3	RTC18N430-100000-000	RTC18N430-101000-000	RTC18N430-103000-000	RTC18N430-102000-000
4.5	RTC18N450-100000-000	RTC18N450-101000-000	RTC18N450-103000-000	RTC18N450-102000-000
4.7	RTC18N470-100000-000	RTC18N470-101000-000	RTC18N470-103000-000	RTC18N470-102000-000
4.8	RTC18N480-100000-000	RTC18N480-101000-000	RTC18N480-103000-000	RTC18N480-102000-000
5	RTC18N500-100000-000	RTC18N500-101000-000	RTC18N500-103000-000	RTC18N500-102000-000
5.5	RTC18N550-100000-000	RTC18N550-101000-000	RTC18N550-103000-000	RTC18N550-102000-000
6	RTC18N600-100000-000	RTC18N600-101000-000	RTC18N600-103000-000	RTC18N600-102000-000
6.5	RTC18N650-100000-000	RTC18N650-101000-000	RTC18N650-103000-000	RTC18N650-102000-000
7	RTC18N700-100000-000	RTC18N700-101000-000	RTC18N700-103000-000	RTC18N700-102000-000
7.5	RTC18N750-100000-000	RTC18N750-101000-000	RTC18N750-103000-000	RTC18N750-102000-000



图 10 货叉架总成  
Fig.10 Fork carriage assy

三级全自由门架 TRIPLEX MAST

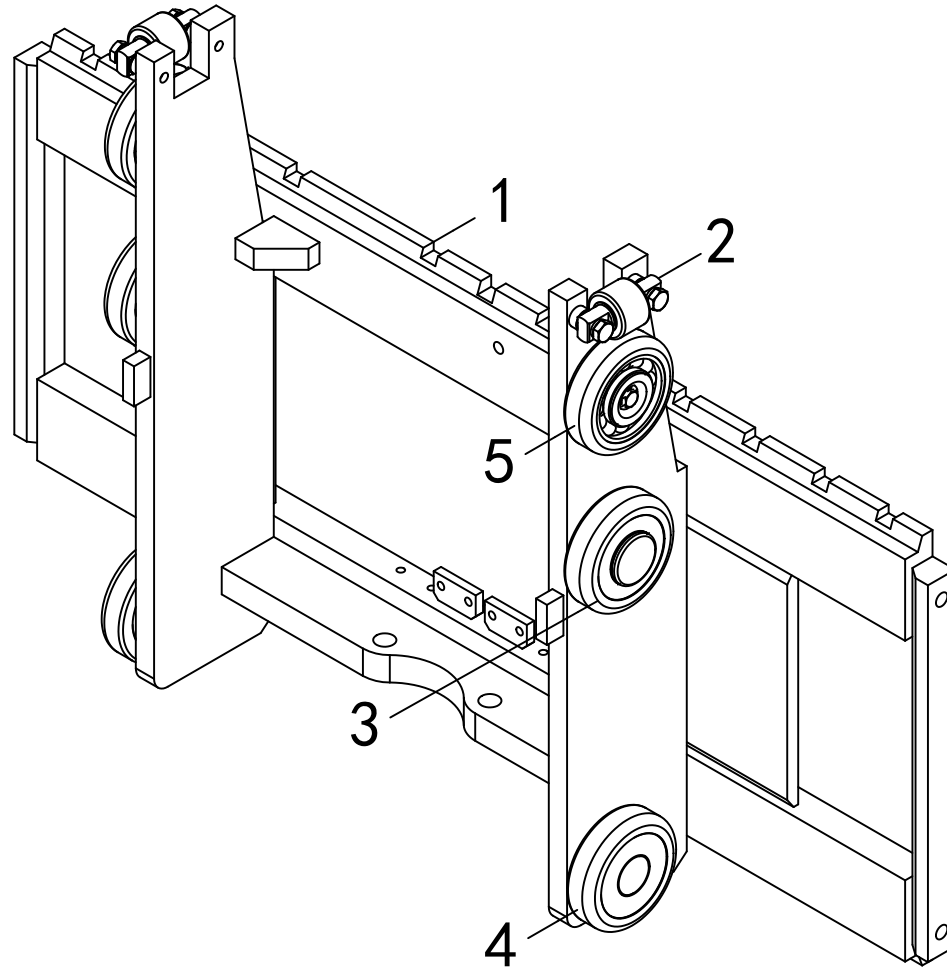




图 11 短升降油缸  
Fig.11 Lift cylinder, Short

三级全自由门架 TRIPLEX MAST

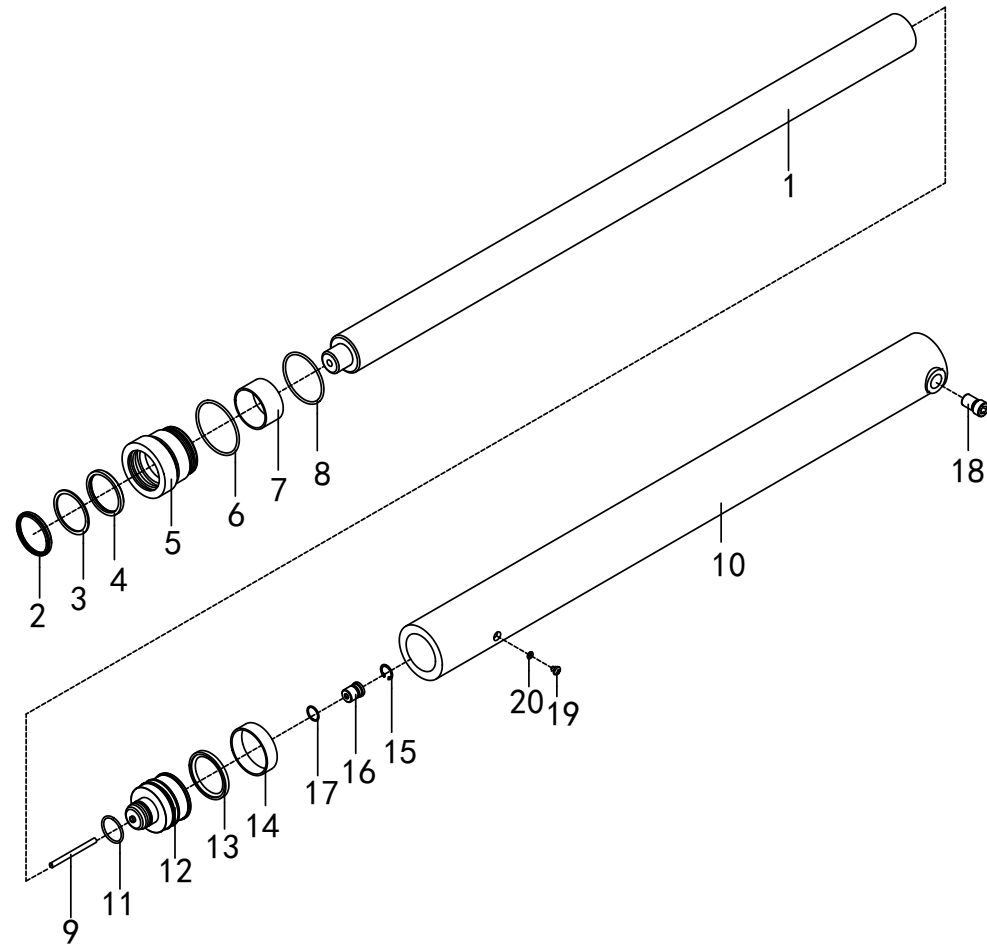


图 11/ Fig.11 短升降油缸/Lift cylinder, Short

序号 Item	物料码 Part No.	名称	Description	数量 Qty	日期 Date	备注或适用车型 Remarks or Serial No.
A	XR15N450-800000-000	短升降油缸	Lift cylinder, Short	1		4.5m
1	XR15N450-800001-W00	活塞杆	Piston rod assy	1		4.5m
2	CL0104C0-G00	LBH 防尘圈 d55	LBH Dust ring d55	1		
3	X15N450-800002-W00	保护圈 70×60×2	Ring 70×60×2	1		
4	FU0694K0-G00	ISI 密封圈 d55	ISI-ring d55	1		
5	X15N450-800003-W00	缸盖	Cylinder head	1		
6	G001235-007503P1-00	O 形密封圈 75×3.1	O-ring 75×3.1	1		
7	X15N450-800008-G00	复合衬套 60×35	Composite bushing 60×35	1		
8	G001235-007003P1-00	O 形密封圈 70×3.1	O-ring 70×3.1	1		
9	RC25N450-800006-W00	钢管	Steel pipe	1		
10	XR15N450-801000-W00	缸体	Cylinder body	1		4.5m
11	RC25N450-800005-W00	钢丝挡圈φ3	Snap ring φ3	1		
12	X15N450-800004-W00	活塞	Piston	1		
13	PT0300700-T46NA-G00	格莱圈 D70	Gray circleD70	1		
14	X15N450-800009-G00	WR 抗磨环 70×65×20	WR-Antiwear ring	1		
15	G0893P1-000022-00	孔用弹性挡圈-A 型 22	Ring-A22	1		
16	RC25N450-802000-W00	安全阀	Safety valve	1		
17	G001235-002002P4-00	O 形密封圈 20×2.4	O-ring 20×2.4	1		
18	RC25N450-803000-W00	单向阀	Check valve	1		
19	G000818-006008-00	螺钉 M6×8	Screw M6×8	1		
20	J000982-000006-00	垫圈 6	Washer 6	1		
K1	XR15NX-8-000-KIT	短缸修理包	Lift cylinder-kit	1		INC:2,4,6,8,13,17

选配表 4<Optional Parts List 4>

序号 Item	A	1	10
起升高度 Lift Height	物料码 Part No.	物料码 Part No.	物料码 Part No.
4	X15N430-800000-000	X15N430-800001-W00	X15N430-801000-W00
4.3	X15N450-800000-000	X15N450-800001-W00	X15N450-801000-W00
4.5	XR15N450-800000-000	XR15N450-800001-W00	XR15N450-801000-W00
4.7	X35N500-800000-000	X35N500-800001-W00	X35N500-801000-W00
4.8	X15N500-800000-000	X15N500-800001-W00	X15N500-801000-W00
5	X15U350-800000-000	X15U350-800001-W00	X15U350-801000-W00
5.5	XR15N550-800000-000	XR15N550-800001-W00	XR15N550-801000-W00
6	X15N650-800000-000	X15N650-800001-W00	X15N650-801000-W00
6.5	X15N700-800000-000	X15N700-800001-W00	X15N700-801000-W00
7	XR15N750-800000-000	XR15N750-800001-W00	XR15N750-801000-W00
7.5	XR15N750-800000-000	XR15N750-800001-W00	XR15N750-801000-W00



图 12 升降油缸  
Fig.12 Lifting cylinder

三级全自由门架 TRIPLEX MAST

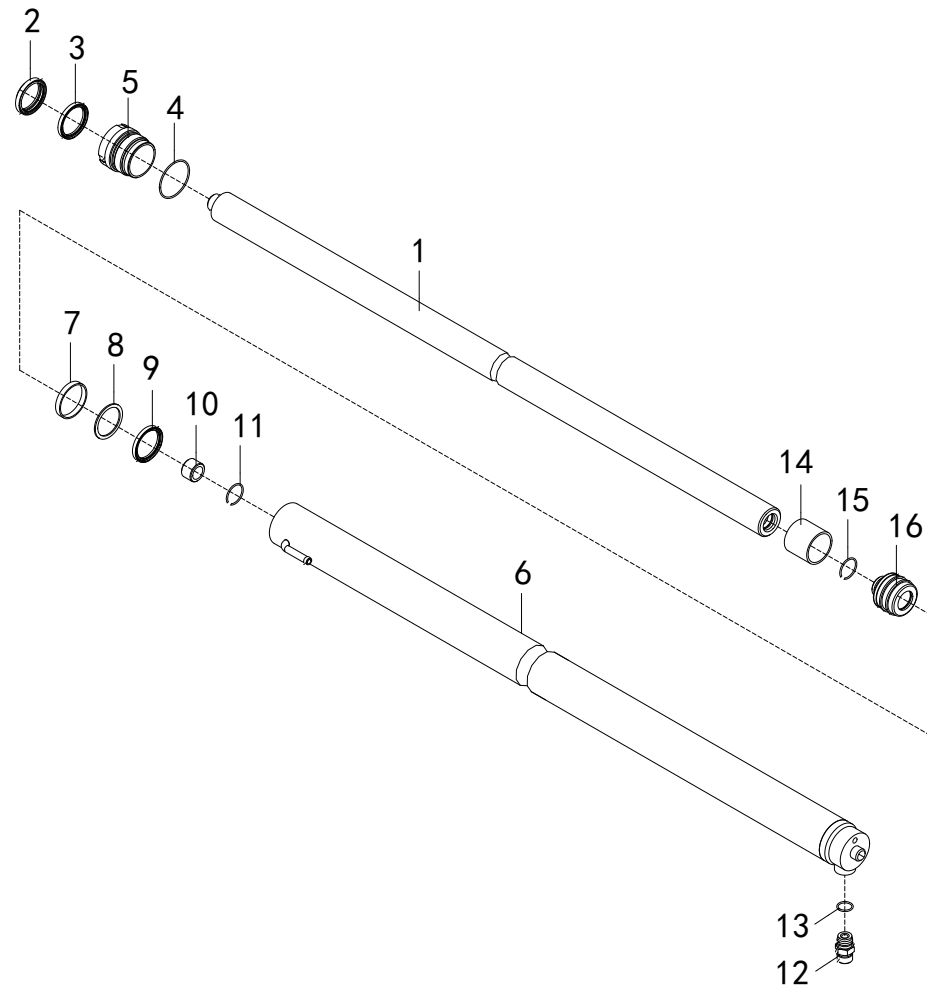


图 12/ Fig.12 升降油缸/ Lifting cylinder

序号 Item	物料码 Part No.	名称	Description	数量 Qty	日期 Date	备注或适用车型 Remarks or Serial No.
A	XR15N450-400000-500	右升降油缸	Lift cylinder,Right	1		4.5m, UU
A	A2A15N450-400000-000	右升降油缸	Lift cylinder,Right	1		4.5m, MU
B	XR15N450-500000-000	左升降油缸	Lift cylinder,Left	1		4.5m
1	XR15N450-402000-W00	活塞杆组件	Piston rod assy	1		4.5m, UU
1	A2A15N450-402000-W00	活塞杆组件	Piston rod assy	1		4.5m, MU
1	XR15N450-400001-W00	活塞杆组件	Piston rod assy	1		4.5m
2	FD2041A0-G00	DKI 防尘圈 d35	DKI-dustproof ring d35	1		
3	FU0424K0-G00	ISI 密封圈 d35	ISI-seal ring d35	1		
4	G3452P1-46P22P65-00	O 形密封圈 46.2×2.65	O-ring 46.2×2.65	1		
5	N15M300-402000-W00	导向套	Guide sleeve	1		
6	XR15N450-401000-W00	缸体	Cylinder body	1		4.5m, UU
6	A2A15N450-401000-W00	缸体	Cylinder body	1		4.5m, MU
6	XR15N450-501000-W00	缸体	Cylinder body	1		4.5m
7	N15M300-400003-W00	支撑圈	Support ring	1		
8	N15M300-400004-W00	保护圈	Ring	1		
9	FU0563L0-G00	OSI 密封圈 D45	OSI-seal ring D45	1		
10	N15M300-400005-W00	阀套	Sleeve	1		
11	G0895P1-000025-00	孔用钢丝挡圈 25	Steel wire retainer for hole	1		
12	X15M300-403000-W50	油嘴组件	Nozzle valve assy	1		UU
12	A2A15M300-403000-W00	油嘴组件	Nozzle valve assy	1		MU
13	G001235-002002P4-00	O 型密封圈 19×2.65	O-ring 19×2.65	1		
14	N15MY-400002-W00	隔套	Spacer sleeve	1		
15	G0895P1-000021-00	挡圈 21	Snap shim 21	1		
16	N15M300-400002-W00	活塞	Piston	1		
K1	XR15NX-4/5-000-KIT	左右油缸修理包	L/F lifting cylinder kit	1		

选配表 5<Optional Parts List 5>

序号 Item	A(UU)	B	1 (R,UU)	1 (L)	6 (R,UU)	6 (L)
起升高度 Lift Height	物料码 Part No.	物料码 Part No.	物料码 Part No.	物料码 Part No.	物料码 Part No.	物料码 Part No.
4	XR15N400-400000-500	XR15N400-500000-000	XR15N400-402000-W00	XR15N400-400001-W00	XR15N400-401000-W00	XR15N400-501000-W00
4.3	XR15N430-400000-500	XR15N430-500000-000	XR15N430-402000-W00	XR15N430-400001-W00	XR15N430-401000-W00	XR15N430-501000-W00
4.5	XR15N450-400000-500	XR15N450-500000-000	XR15N450-402000-W00	XR15N450-400001-W00	XR15N450-401000-W00	XR15N450-501000-W00
4.7	XR15M300-400000-500	XR15M300-500000-000	XR15M300-402000-W00	XR15M300-400001-W00	XR15M300-401000-W00	XR15M300-501000-W00
4.8	XR15N470-400000-500	XR15N470-500000-000	XR15N470-402000-W00	XR15N470-400001-W00	XR15N470-401000-W00	XR15N470-501000-W00
5	XR15N480-400000-500	XR15N480-400000-000	XR15N480-402000-W00	XR15N480-400001-W00	XR15N480-401000-W00	XR15N480-501000-W00
5.5	XR15M350-400000-500	XR15M350-500000-000	XR15M350-402000-W00	XR15M350-400001-W00	XR15M350-401000-W00	XR15M350-501000-W00
6	XR15N600-400000-500	XR15N600-500000-000	XR15N600-402000-W00	XR15N600-400001-W00	XR15N600-401000-W00	XR15N600-501000-W00
6.5	XR15N650-400000-500	XR15N650-500000-000	XR15N650-402000-W00	XR15N650-400001-W00	XR15N650-401000-W00	XR15N650-501000-W00
7	XR15M450-400000-500	XR15M450-500000-000	XR15M450-402000-W00	XR15M450-400001-W00	XR15M450-401000-W00	XR15M450-501000-W00
7.5	XR15M480-400000-500	XR15M480-500000-000	XR15M480-402000-W00	XR15M480-400001-W00	XR15M480-401000-W00	XR15M480-501000-W00

选配表 5<Optional Parts List 5>

序号 Item	A(MU)	1 (R,MU)	6 (R,MU)
起升高度 Lift Height	物料码 Part No.	物料码 Part No.	物料码 Part No.
4	A2A15N400-400000-000	A2A15N400-402000-W00	A2A15N400-401000-W00
4.3	A2A15N430-400000-000	A2A15N430-402000-W00	A2A15N430-401000-W00
4.5	A2A15N450-400000-000	A2A15N450-402000-W00	A2A15N450-401000-W00
4.7	A2A15M300-400000-000	A2A15M300-402000-W00	A2A15M300-401000-W00
4.8	A2A15N480-400000-000	A2A15N480-402000-W00	A2A15N480-401000-W00
5	A2A15N500-400000-000	A2A15N500-402000-W00	A2A15N500-401000-W00
5.5	A2A15M350-400000-000	A2A15M350-402000-W00	A2A15M350-401000-W00
6	A2A15N600-400000-000	A2A15N600-402000-W00	A2A15N600-401000-W00
6.5	A2A15N650-400000-000	A2A15N650-402000-W00	A2A15N650-401000-W00
7	A2A15M450-400000-000	A2A15M450-402000-W00	A2A15M450-401000-W00
7.5	A2A15M480-400000-000	A2A15M480-402000-W00	A2A15M480-401000-W00

图 13 倾斜油缸  
Fig.13 Tilt cylinder

三级全自由门架 TRIPLEX MAST

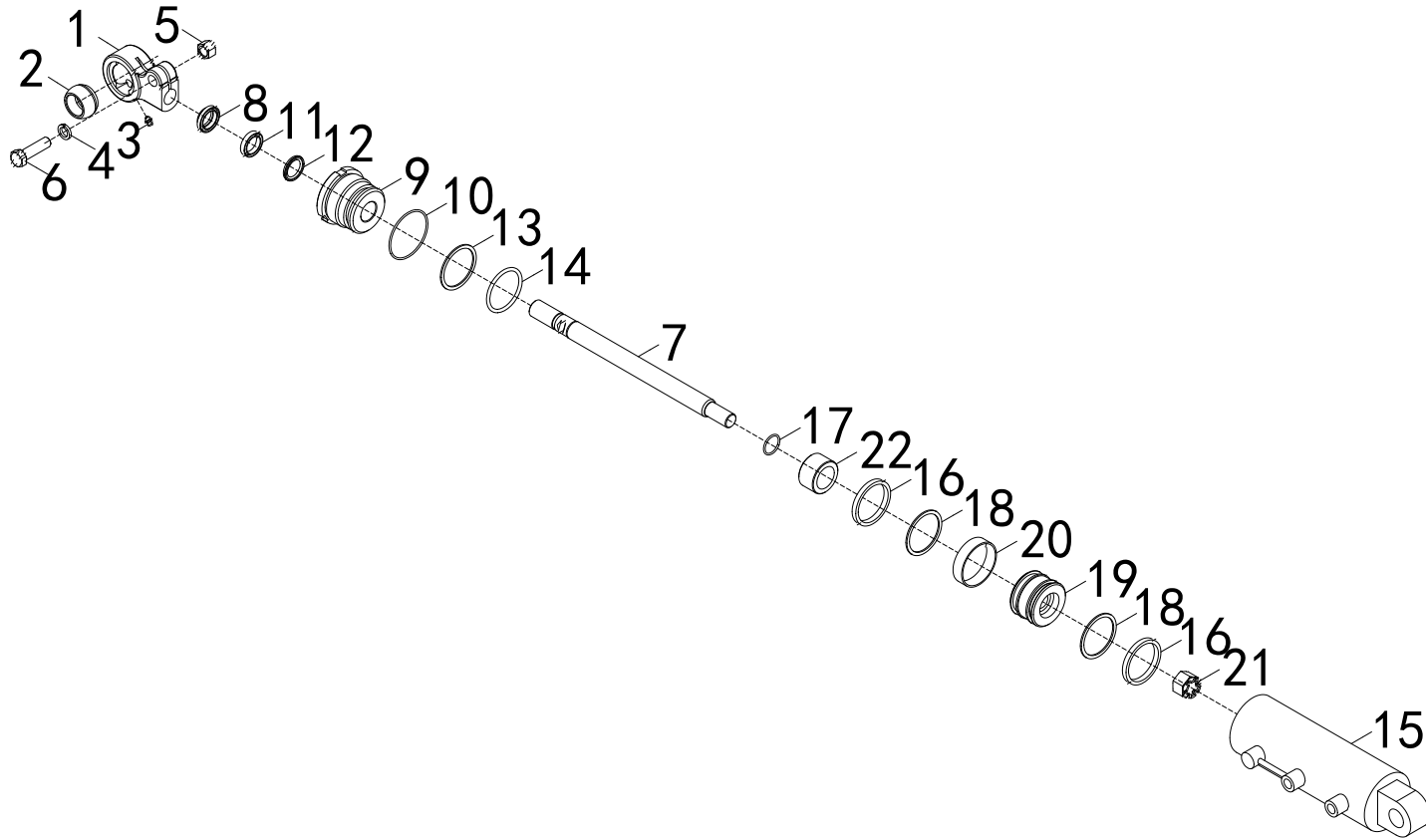


图 13/Fig.13 倾斜油缸/ Tilt cylinder

序号 Item	物料码 Part No.	名称	Description	数量 Qty	日期 Date	备注或适用车型 Remarks or Serial No.
A	RTC18M300-600000-000	倾斜油缸	Tilt cylinder	2		4m-4.8m, 10°/12°
B	RTC18M500-600000-000	倾斜油缸	Tilt cylinder	2		5m-7.5m, 6°/6°
1	R30M300-600002-000	耳环	Ear ring	1		
2	N30M300-600002-000	球面轴承	Bearing	1		
3	G001152-006000-00	油杯 M6	Oil cup M6	1		
4	G000093-000014-00	垫圈 14	Washer 14	1		
5	G006171-000014-02	螺母 M14×1.5	Nut M14×1.5	1		
6	G005785-014060-01	螺栓 M14×1.5×60	Bolt M14×1.5×60	1		
7	RTC18M300-600003-W00	活塞杆	Piston rod	1		4m-4.8m, 10°/12°
7	RTC18M500-600003-W00	活塞杆	Piston rod	1		5m-7.5m, 6°/6°
8	d30-G00	防尘圈 d30×38×5×6.5	Dust ring d30×38×5×6.5	1		
9	N30M300-602000-000	导向套	Guide sleeve	1		
10	G001235-007503P1-00	O 形密封圈 75×3.1	O-ring 75×3.1	1		
11	RU3000300-Z20-G00	U 形密封圈 d30	U-seal ring d30	1		
12	RS1300300-T46NA-G00	斯特封 d30	Seal-ring d30	1		
13	N30M300-600006-000	保护圈 70×61×2.5	Ring 70×61×2.5	1		
14	G001235-007005P7-00	O 形密封圈 70×5.7	O-ring 70×5.7	1		
15	RTC18M300-601000-W00	缸体	Cylinder body	1		
16	FU0846K0-G00	OSI 密封圈 D70	OSI-seal ring D70	2		
17	G001235-003503P1-00	O 形密封圈 35×3.1	O-ring 35×3.1	1		
18	3M3H-600009C	挡圈 70×60×2.5	Snap ring 70×60×2.5	2		
19	X15M300-600002-W00	活塞	Piston	1		
20	3M3H-600006C	支撑环	Support ring	1		
21	A2A30M300-600003-W00	螺母 M30×2	Nut M30×2	1		
22	RTC18M500-600001-W00	隔套	Spacer bush	1		5m-7.5m, 6°/6°
K1	RTC18M300-6-000-KIT	倾斜油缸修理包	Seal kit of lift cylinder	1		INC:8,10,11,14,16,17

图 14 油路系统  
Fig.14 Mast oil circuit system

三级全自由门架 TRIPLEX MAST

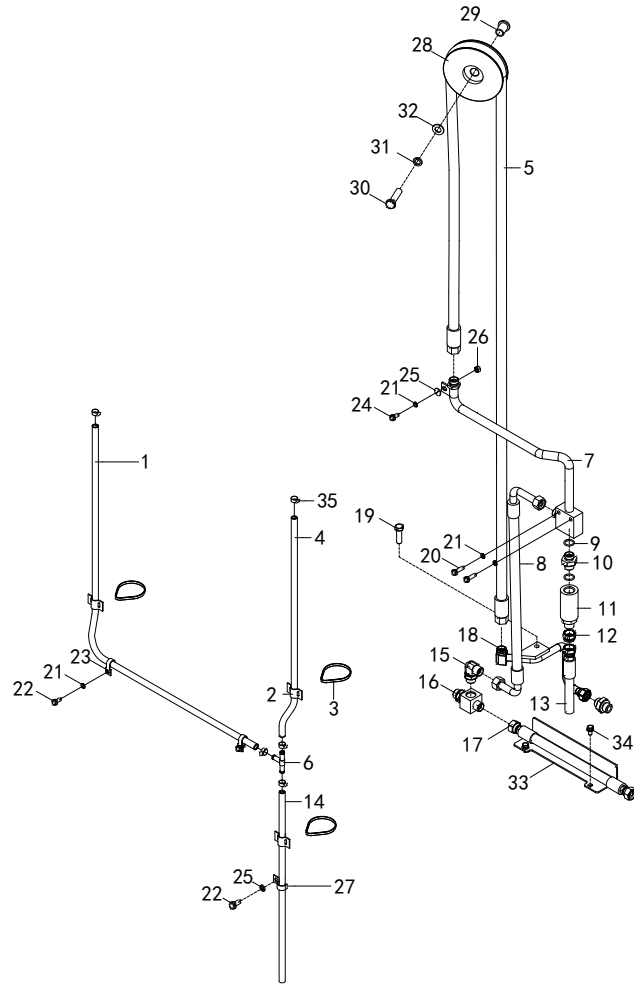
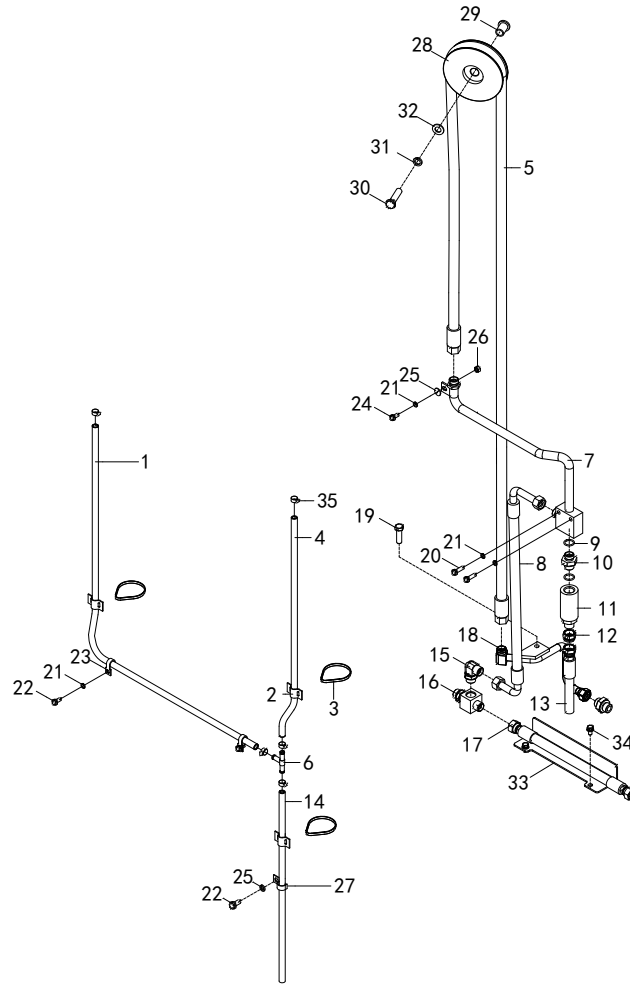


图 14/ Fig.14 油路系统/ Mast oil circuit system

序号 Item	物料码 Part No.	名称	Description	数量 Qty	日期 Date	备注或适用车型 Remarks or Serial No.
1	JGD-095A01180-000	回油管	Return oil pipe	1		4.5m
2	N30M300-700002-000	镶边	Band	3		
3	GT-3001-G00	通用尼龙扎带	Clamp-band	3		
4	JGD-095A00730-000	回油管	Return oil pipe	1		4.5m
5	JGG-13A02685I0-U00	胶管接头	Oil pipe assy	1		4.5m, UU
5	JGG-13A02685A7-U00	胶管接头	Oil pipe assy	1		4.5m, MU
6	N30M300-700005-000	三通接头	Tee joint	1		
7	RTC18N450-202000-500	钢油管	Steel tubing	1		UU
7	RTC18N450-202000-000	钢油管	Steel tubing	1		MU
8	RTC18N450-200002-500	胶管接头	Oil pipe assy	1		UU
8	RTC18N450-200002-000	胶管接头	Oil pipe assy	1		MU
9	G001235-002402P4-00	O 形密封圈 24×2.4	O-ring 24×2.4	1		
10	X25N450-200001-000	直通管接头	Nipple	2		
11	X2B15M300-702000-000	限速阀	Speed limiting valve	1		
12	JTI-FKM22PU12-000	转接头	Adapter	1		UU
13	RTC18N450-203000-500	胶管接头	Oil pipe assy	1		UU
13	RTC18N450-203000-000	胶管接头	Oil pipe assy	1		MU
14	JGD-095A01700-000	回油管	Return oil pipe	1		
15	JTL-VM22PU12-000	直角接头	Right angle joint	1		UU
15	X2B30D450-203000-000	直角接头	Right angle joint	1		MU
16	RC25U300-704000-500	三通接头	Tee connector	1		UU
16	RC25U300-704000-001	三通接头	Tee connector	1		MU
17	JGG-10A00460I0-U00	胶管接头	Oil pipe assy	1		UU
17	JGG-10B00455A1-000	胶管接头	Oil pipe assy	1		MU
18	RTC18N450-201000-500	硬管接头	Hard pipe joint	1		UU
18	RTC18N450-201000-000	硬管接头	Hard pipe joint	1		MU
19	XFC30D450-204000-000	螺栓组件	Bolt assy	1		
20	G005783-008030-01	螺栓 M8×30	Bolt M8×30	2		
21	G000093-000008-00	垫圈 8	Washer 8	7		
22	G005783-008016-00	螺栓 M8×16	Bolt M8×16	3		
23	S16M300-700003-000	管夹	Clip	2		
24	G005783-008025-00	螺栓 M8×25	Bolt M8×25	1		
25	G0097P1-000008-00	垫圈 8	Washer 8	4		
26	G006170-000008-00	螺母 M8	Nut M8	1		
27	N30M300-700008-000	管夹	Clip	1		

图 14 油路系统  
Fig.14 Mast oil circuit system

三级全自由门架 TRIPLEX MAST





选配表 6<Optional Parts List 6>

序号 Item	1	4	5(UU)	5(MU)
起升高度 Lift Height	物料码 Part No.	物料码 Part No.	物料码 Part No.	物料码 Part No.
4	JGD-095A01030-000	JGD-095A00580-000	JGG-13A02385I0-000	JGG-13A02385A7-000
4.3	JGD-095A01130-000	JGD-095A00680-000	JGG-13A02585I0-000	JGG-13A02585A7-000
4.5	JGD-095A01180-000	JGD-095A00730-000	JGG-13A02685I0-U00	JGG-13A02685A7-U00
4.7	JGD-095A01230-000	JGD-095A00780-000	JGG-13A02885I0-000	JGG-13A02885A7-000
4.8	JGD-095A01280-000	JGD-095A00830-000	JGG-13A02985I0-000	JGG-13A02985A7-000
5	JGD-095A01330-000	JGD-095A00880-000	JGG-13A03185I0-000	JGG-13A03185A7-000
5.5	JGD-095A01480-000	JGD-095A01030-000	JGG-13A03585I0-000	JGG-13A03585A7-000
6	JGD-095A01680-000	JGD-095A01230-000	JGG-13A04085I0-000	JGG-13A04085A7-000
6.5	JGD-095A01880-000	JGD-095A01430-000	JGG-13A04485I0-000	JGG-13A04485A7-000
7	JGD-095A02080-000	JGD-095A01630-000	JGG-13A04985I0-000	JGG-13A04985A7-000
7.5	JGD-095A02230-000	JGD-095A01780-000	JGG-13A05385I0-000	JGG-13A05385A7-000

## 第九部分 驾驶室目录

### Part IX Cab system contents

A#CPCD15/18-XW97C-RT4    B#CPCD15/18-XW97E-RT2    C#CPCD15/18-XW33C-RT4    D#CPCD15/18-XW33E-RT2    E#CPCD15/18-XG98C-RT4  
 F#CPCD15/18-XG98E-RT2

序号 Item	名称 Description	适用车型 Serial No.	页码 Page
9P1	驾驶室示意图 Cab schematic	全部车型 All models	9-1
9P2	框架总成 Frame assy	全部车型 All models	9-3
9P3	前挡总成 Front gear assy	全部车型 All models	9-5
9P4	左门总成 Door assy,LH	全部车型 All models	9-7
9P5	右门总成 Door assy,RH	全部车型 All models	9-9
9P6	后窗总成 Rear Window assy	全部车型 All models	9-11
9P7	空调款框架总成 Air conditioning frame assy	全部车型 All models	9-13
9P8	空调款后窗总成 Air conditioning rear window assy	全部车型 All models	9-15
9P9	空调系统 Air-conditioning system	A#,B#	9-17
9P9-1	空调主机 Air-condition main engine	A#,B#	9-19



图.9P1 驾驶室示意图  
Fig.9P1 Cab schematic

全部车型  
All models of truck

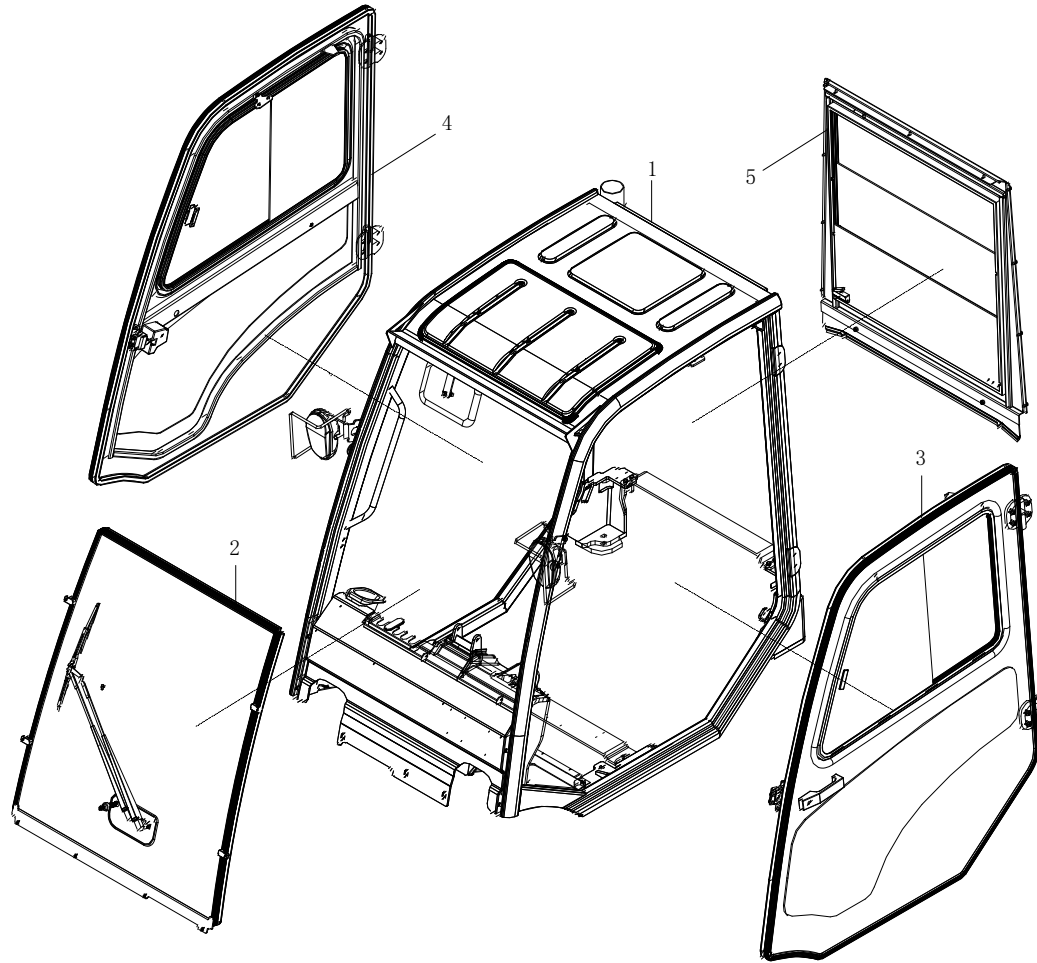




图.9P2 框架总成  
Fig.9P2 Frame assy

全部车型  
All models of truck

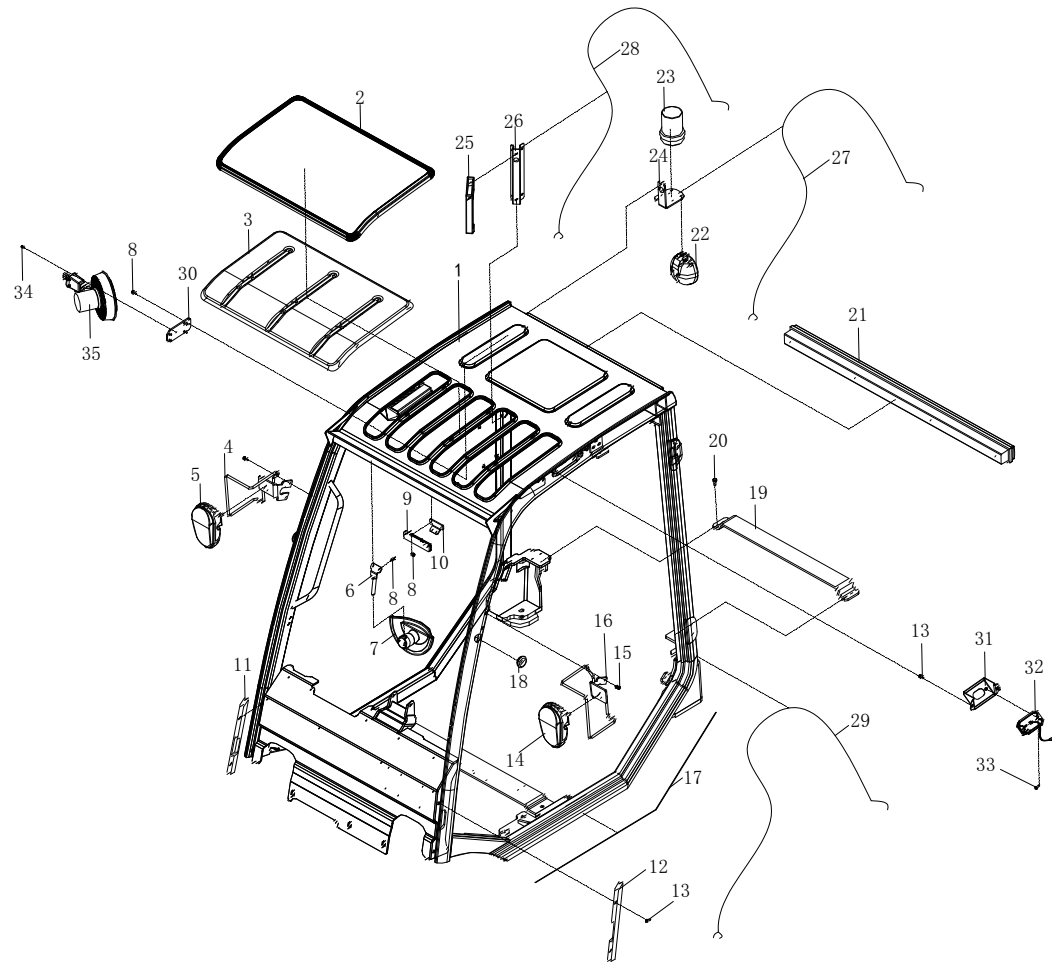


图 9P2/Fig.9P2 框架总成/Frame assy

序号 Item	物料码 Part No.	名称	Description	数量 Qty	日期 Date	备注或适用车型 Remarks or Serial No.
1	J01RTC15-100000-000	驾驶室框架	Cab frame	1		
2	JXJ004-001800-G00	背门条 (小)	Back door strip (small)	1		
3	XF250-800001-000	PVC 顶棚	PVC ceiling	1		
4	RTE350-762000-001	右前灯架总成	Light frame assy, front right	1		
5	RTE350-760200-001	右前灯	Right front lamp	1		
6	J01ME425-000300-000	球面后视镜支架	Spherical rearview mirror mount	1		
7	XF250-800005-G01	后视镜	Rearview mirror	1		
8	G907417-006016-00	螺栓组合件 M6×16	Bolt assy M6×16	11		
9	RTE350-430202-000	气泡角度仪	Bubble Angle meter	2		
10	RTE350-430201-000	支架板	Support plate	1		
11	XF250-800007-000	右衬垫	Right gasket	1		
12	XF250-800006-000	左衬垫	Left gasket	1		
13	G9074P4-006016-01	十字槽盘头螺钉 M6×16	Screws M6×16	6		
14	RTE350-760100-001	左前灯	Left front lamp	1		
15	G907417-006020-00	螺栓组合件 M6×20	Bolt assy M6×20	4		
16	RTE350-761000-001	左前灯架总成	Light frame assy, front left	1		
17	JXJ010-001020-G00	3M 胶条 (大泡)	3M rubber strip (large bubble)	2		
18	RC250-700001-000	灯线护套	Lamp cable sheath	2		
19	J00RTC15-000050-000	后横梁	Rear beam	1		
20	G907417-008020-00	螺栓组合件 M8×20	Bolt assy M8×20	4		
21	XF250-770000-001	后组合灯	Rear combination lamp	1		
22	RTE350-700002-001	后工作灯	Rear working light	1		
23	RTE350-700003-001	警灯	Alarm lamp	1		
24	J00RTE35-001000-000	加厚警灯支架	Thickened alarm light bracket	1		
25	XF250-800009-550	报警扶手	Alarm handrail	1		
26	J00RTE35-000100-000	倒车扶手支架总成	Rear armrest bracket assy	1		
27	XF250-780000-001	后灯线束	Rear light harness	1		
28	RTE350-700700-000	扶手按钮开关总成	Armrest button switch assy	1		
29	RTE353-720000-501	驾驶室线束	Cab harness	1		
30	J00RTE35-000060-000	风扇安装板	Fan mounting plate	1		
31	J00XR300-000100-000	顶灯支架	Overhead light bracket	1		
32	JDD01-001201-G00	LED 灯	LED light	1		
33	G9074P4-005030-01	组合螺钉 M5×30	Cross screw assy	2		
34	G9074P4-005020-01	组合螺钉 M5×20	Cross screw assy	3		
35	JFS01-001203-G00	电风扇	Electric fan	1		

图.9P3 前挡总成  
Fig.9P3 Front windshield assy

全部车型  
All models of truck

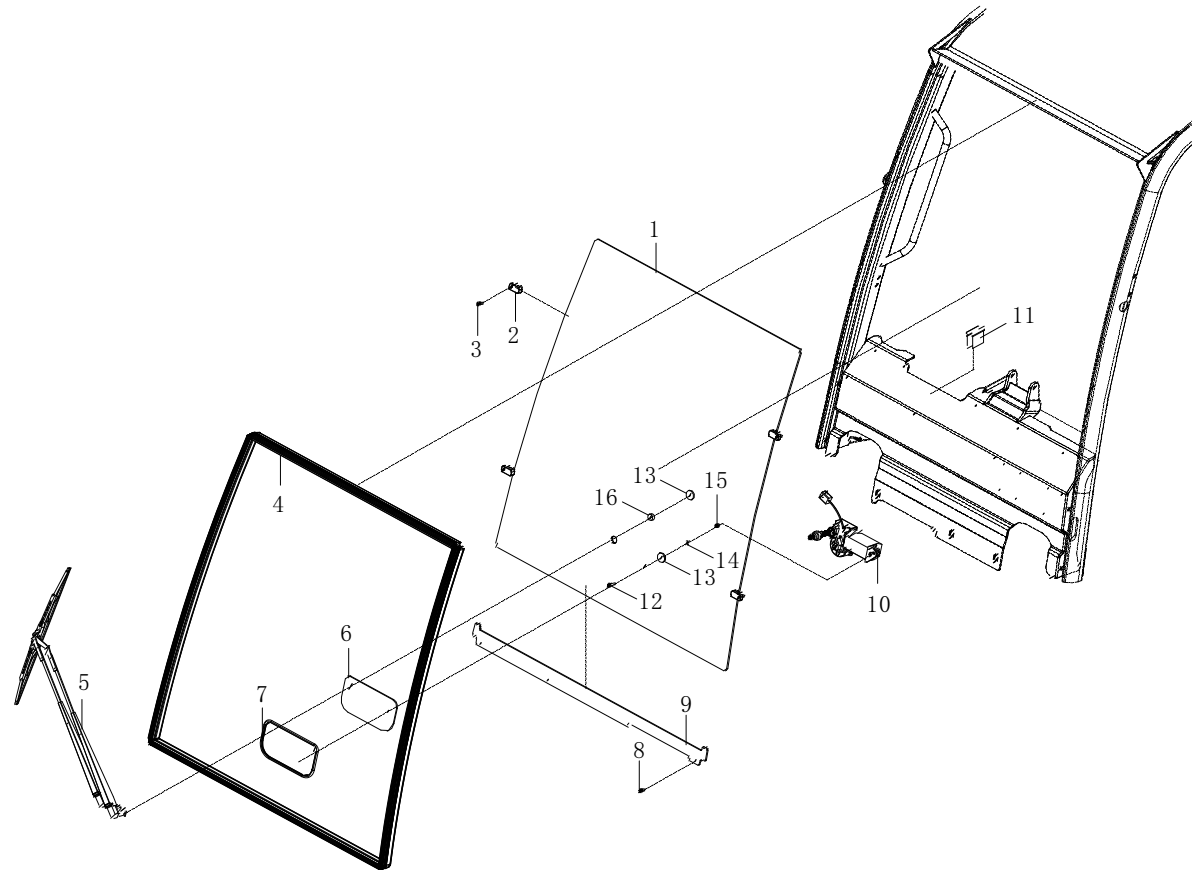




图.9P4 左门总成  
Fig.9P4 Port door assy,LH

全部车型  
All models of truck

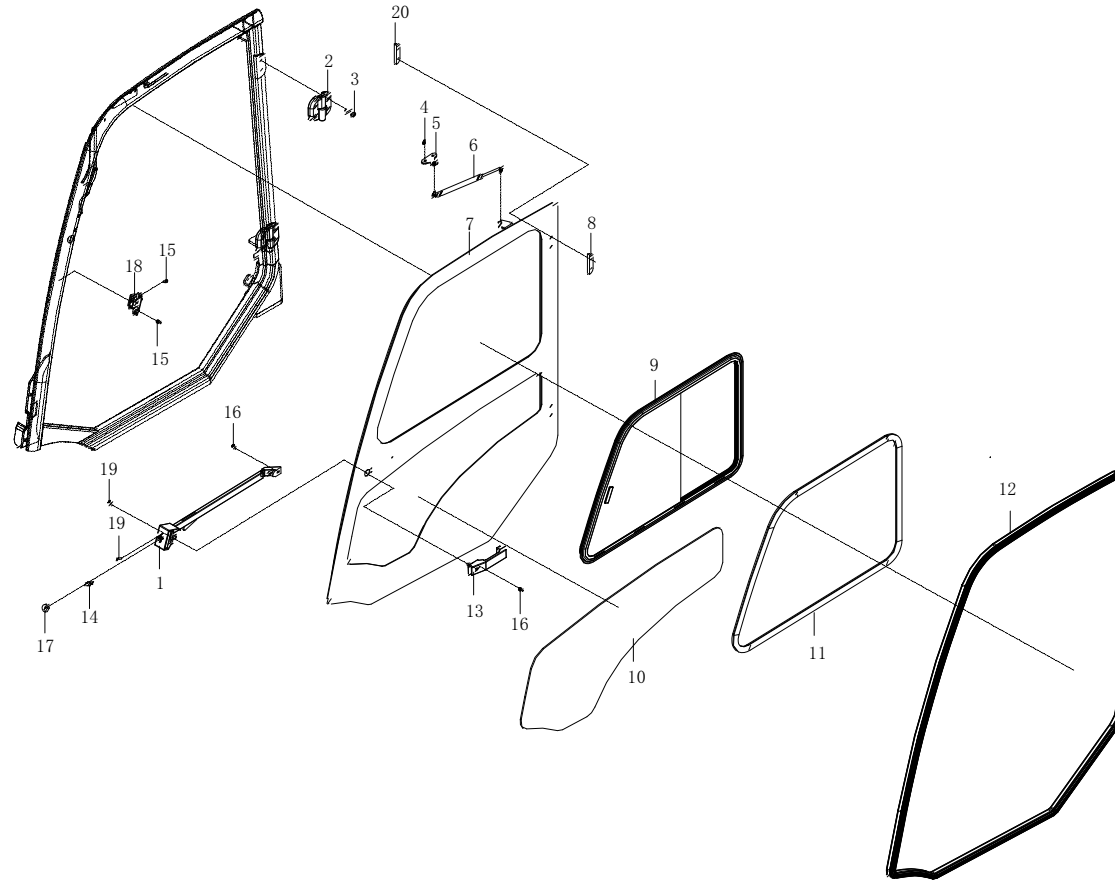




图.9P5 右门总成  
Fig.9P5 Port door assy,RH

全部车型  
All models of truck

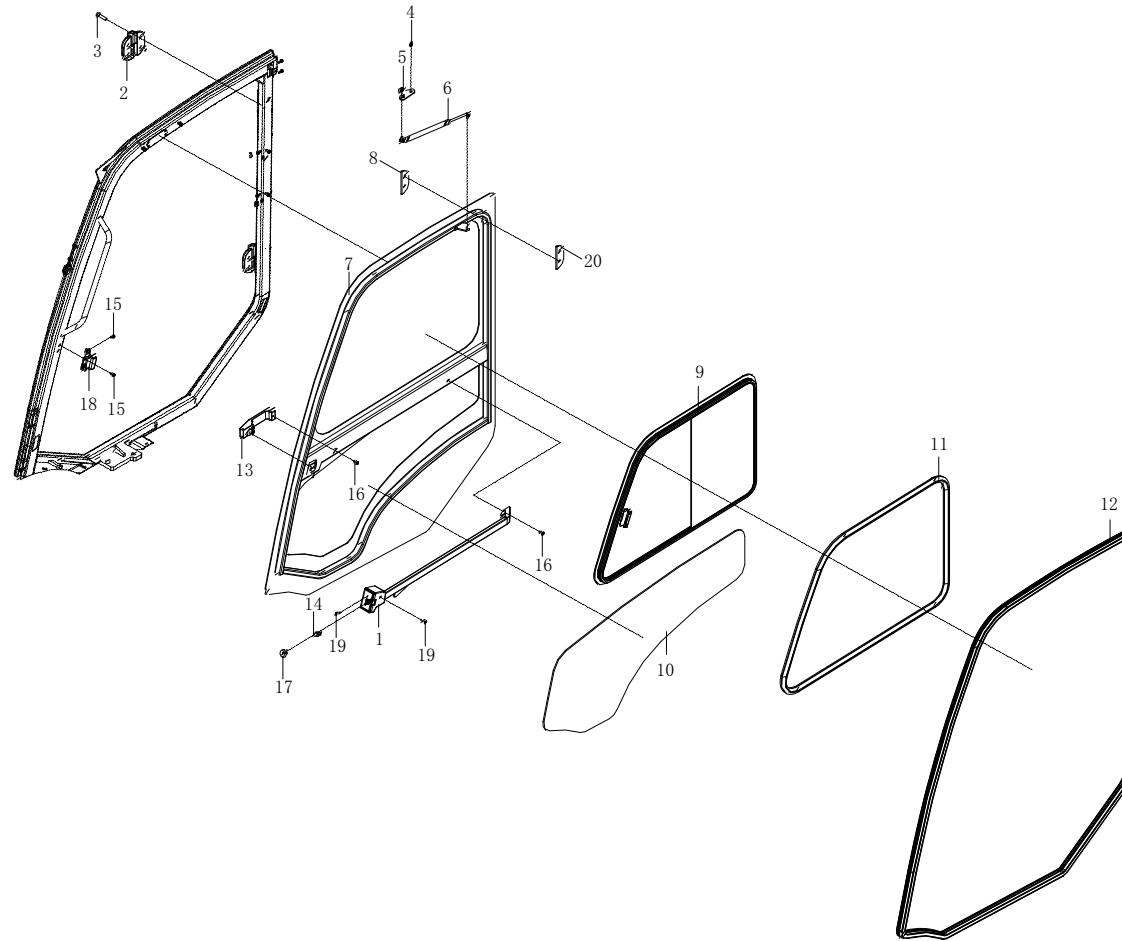




图.9P6 后窗总成  
Fig.9P6 Rear Window assy

全部车型  
All models of truck

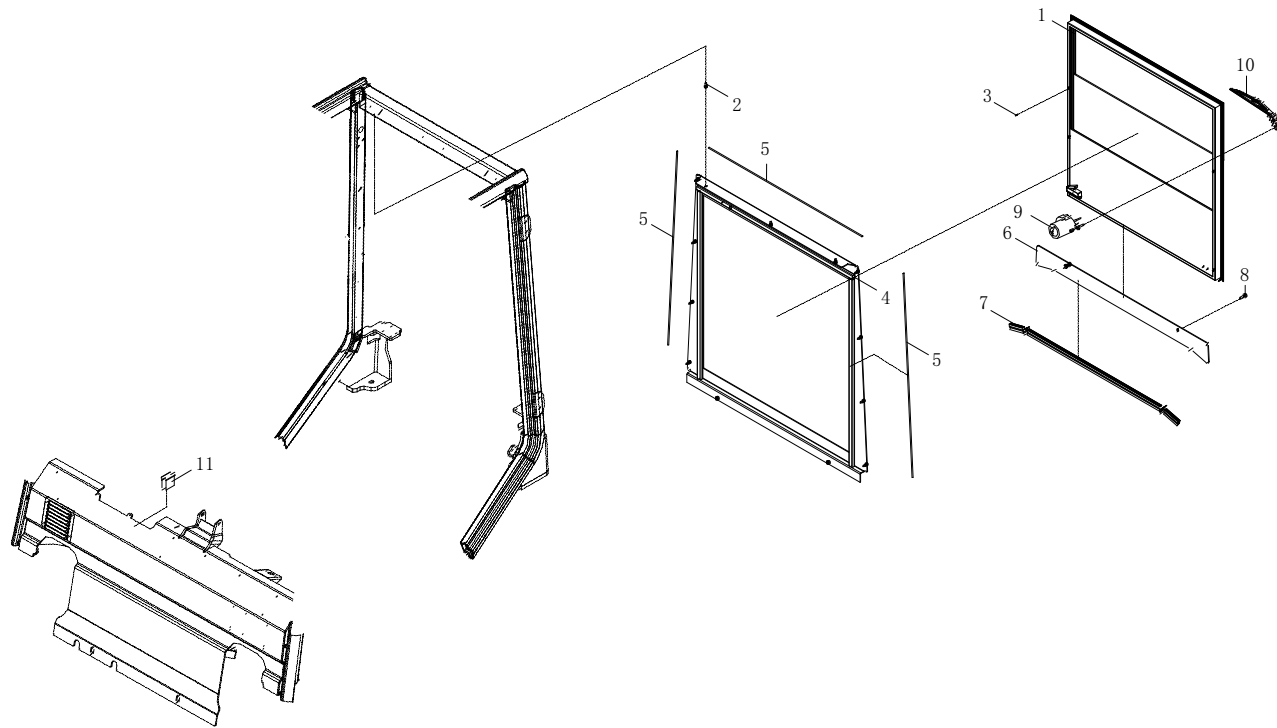




图.9P7 空调款框架总成

Fig.9P7 Air conditioning frame assy

全部车型  
All models of truck

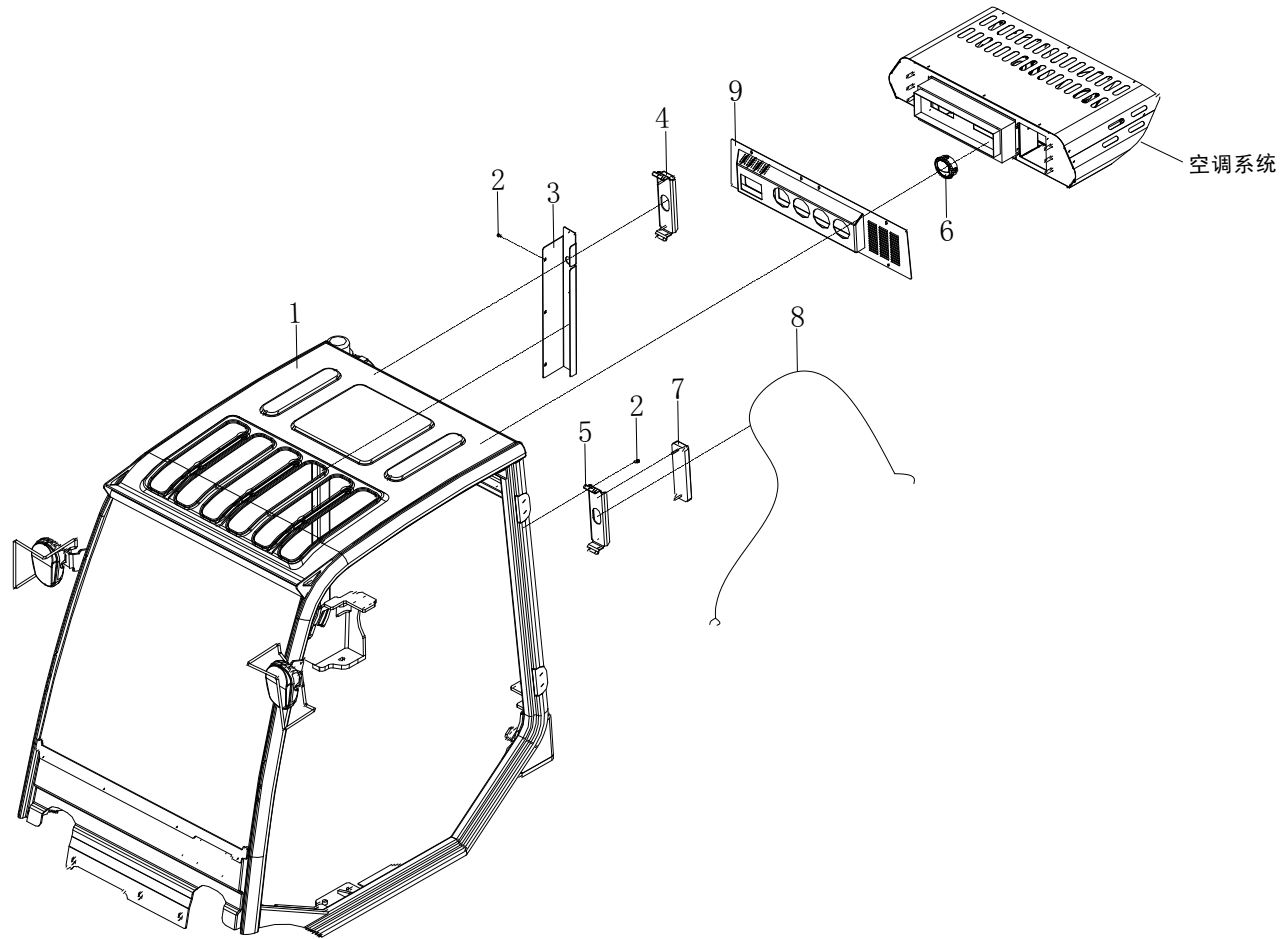




图.9P8 空调款后窗总成  
Fig.9P8 Air conditioning rear window assy

全部车型  
All models of truck

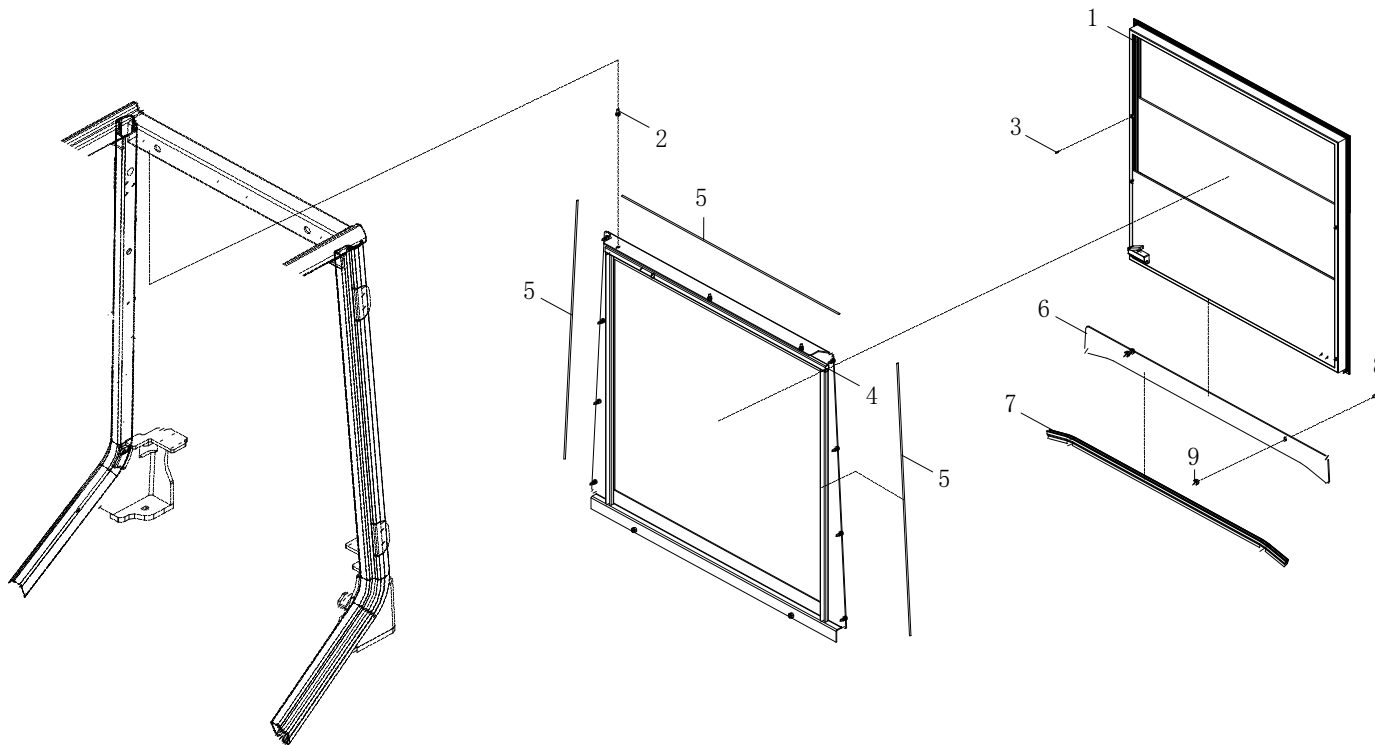




图.9P9 空调系统  
Fig.9P9 Air-conditioning system

A#CPCD15/18-XW97C-RT4 B#CPCD15/18-XW97E-RT2

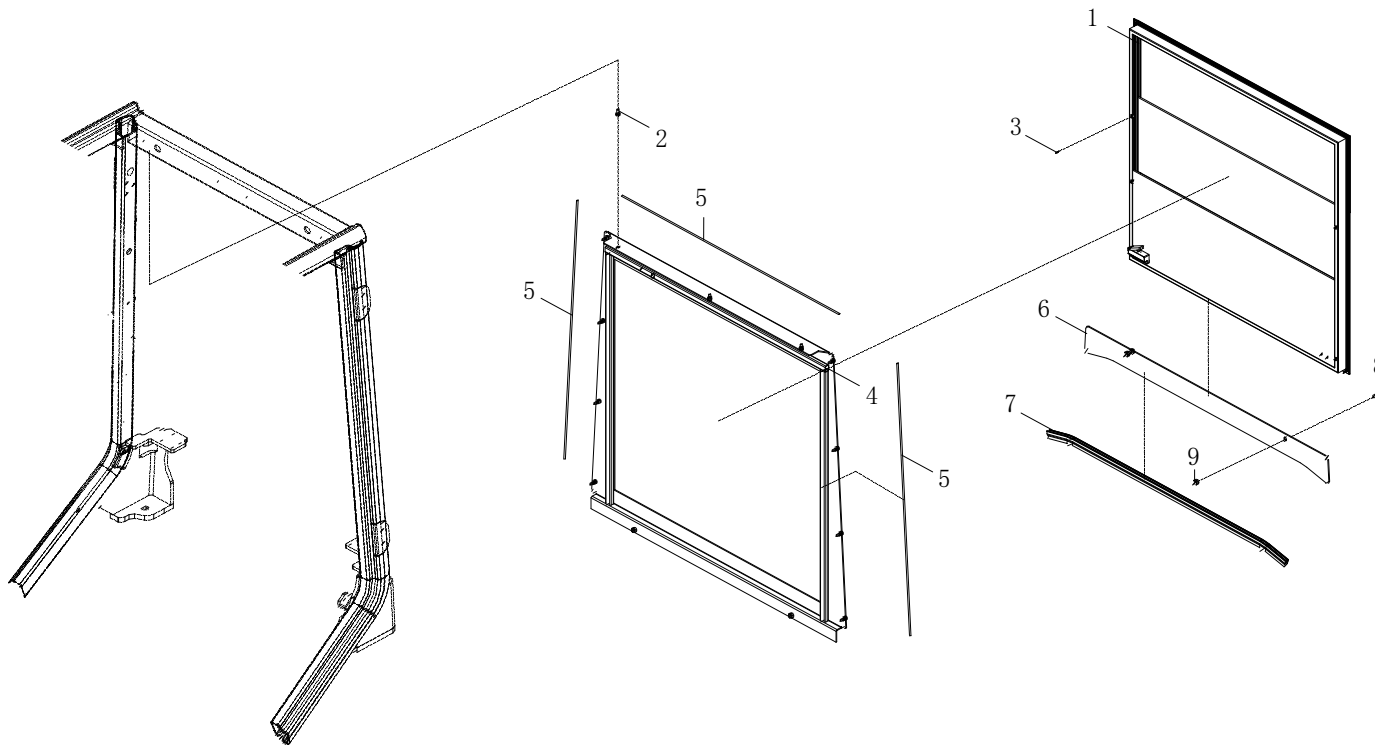




图.9P9-1 空调主机

Fig.9P9-1 Air-condition main engine

A#CPCD15/18-XW97C-RT4 B#CPCD15/18-XW97E-RT2

