



A Series

蓄电池平衡重式叉车
ELECTRIC FORKLIFT TRUCK

CPD120-AXZ4 CPD140-AXZ4 CPD160-AXZ4
CPD160-AXC4 CPD140-AZC4 CPD120-AXC4

零件目录

PARTS CATALOG



杭叉集团股份有限公司
HANGCHA GROUP CO.,LTD.
04/2018

说 明

1. 本“零件目录”汇集了 12t-16t A 系列蓄电池平衡重式叉车的零部件。
2. 订购零件时，须写明所用叉车的型号，出厂编号，所需零部件代号、名称及订购数量。
3. 维修更换零部件时，为确保质量，请使用本公司零部件。
4. 为提高质量，本公司将对某些零部件进行改进，对改进部分在本目录中不能同时一一修改，请用户谅解，欲了解详细情况可与本公司销售公司及备件处联系。

INSTRUCTION

1. The "PARTS CATALOG" collects 12t-16t A electrical four-wheel forklift truck parts.
2. Model, series Number, Part No. of drawing and quantity should be given when ordering the spare parts.
3. It is recommended to use the parts and components made by us for ideal the service and maintenance.
4. We reserve the right of the change of the truck in construction for improving our products without notice. For the details of changes, please consult with sales department of HANGCHA GROUP Co., Ltd.

© 04/2018 杭叉集团股份有限公司

HANGCHA GROUP CO.,LTD.

目 录 Contents

Ⓐ CPD160-AXZ4

Ⓑ CPD140-AXZ4

Ⓒ CPD120-AXZ4

Ⓓ CPD120-AXC4

Ⓔ CPD140-AXC4

Ⓕ CPD160-AXC4

| 序号 Item | 名称 Description | 适用车型 Serial No. | 页码 Page |
|--|--------------------------------------|--------------------|------------|
| 第一部分 传动系统 Part I Driving system | | | 1-A |
| 图 1-1 Fig.1-1 | 传动系统 I Transmission system | | 1-1 |
| 图 1-2 Fig.1-2 | 传动系统 II Transmission system | | 1-3 |
| 第二部分 转向系统 Part II Steering system | | | 2-A |
| 图 2-1 Fig. 2-1 | 转向管柱 Steering device | | 2-1 |
| 图 2-2 Fig. 2-2 | 转向管柱附件 Steering string attachment | | 2-3 |
| 图 2-3 Fig. 2-3 | 转向桥 Steering axle | | 2-5 |
| 图 2-4 Fig. 2-4 | 转向油缸 Steering cylinder | | 2-9 |
| 第三部分 车身系统 Part III Body system | | | 3-A |
| 图 3-1 Fig. 3-1 | 挡板及灯架 Plate and lamp bracket | | 3-1 |
| 图 3-2 Fig.3-2 | 机罩总成 I Hood assembly I | | 3-4 |
| 图 3-3 Fig.3-3 | 机罩总成 II Hood assembly II | | 3-5 |

| 序号 Item | 名称 Description | 适用车型 Serial No. | 页码 Page |
|---|---|--------------------|------------|
| 图 3-4 Fig.3-4 | 液压油箱 Hydraulic tank assembly | | 3-8 |
| 图.3-5 Fig.3-5 | 踏板及灯架 Treads and lamp bracket | | 3-9 |
| 图 3-6 Fig.3-6 | 左前大灯支架总成 Left headlamp bracket assembly | | 3-12 |
| 图 3-7 Fig.3-7 | 右前大灯支架总成 Right headlamp bracket assembly | | 3-13 |
| 图 3-8 Fig.3-8 | 门盖板 Door cover | | 3-15 |
| 图.3-9 Fig.3-9 | 配重 Counterweight | | 3-18 |
| 图 3-10 Fig.3-10 | 摄像头支架总成 Camera bracket assmebly | | 3-21 |
| 第四部分 操纵系统 Part IV Control system | | | 4-A |
| 图 4-1 Fig.4-1 | 制动充液阀 Brake filling valve | | 4-1 |
| 图4-2 Fig.4-2 | 制动管路 Braking line | | 4-3 |
| 图4-3 Fig.4-3 | 前桥阀块总成 Front axle valve assembly | | 4-5 |
| 图4-4 Fig.4-4 | 冷却管路 Cooling line | | 4-7 |
| 图4-5 Fig.4-5 | 前桥管路 Front axle pipeline | | 4-9 |
| 图4-6 Fig.4-6 | 蓄能器管路 Accumulator pipeline | | 4-11 |
| 图4-7 Fig.4-7 | 加速器 Accelerator | | 4-13 |

| 序号 Item | 名称 Description | 适用车型 Serial No. | 页码 Page |
|--|--------------------------------------|--------------------|------------|
| 第五部分 液压系统 Part V Hydraulic system | | | 5-A |
| 图 5-1 Fig.5-1 | 油泵装置 Principal circuit | | 5-1 |
| 图 5-2 Fig.5-2 | 多路阀总成 Multiway valve assembly | | 5-6 |
| 图 5-3 Fig.5-3 | 平衡阀总成 Balance valve assembly | | 5-8 |
| 图 5-4 Fig.5-4 | 起升管路 Hoisting line | | 5-9 |
| 图 5-5 Fig.5-5 | 倾斜管路 Inclined pipeline | | 5-10 |
| 图 5-6 Fig.5-6 | 球阀总成 Ball valve assembly | | 5-11 |
| 图 5-7 Fig.5-7 | 属具管路 Belonging to a pipeline | | 5-12 |
| 图 5-8 Fig.5-8 | 液压油箱附件 Hydraulic tank accessories | | 5-13 |
| 图 5-9 Fig.5-9 | 主回油管路 Main return pipeline | | 5-15 |
| 图 5-10 Fig.5-10 | 转向管路 Steering line | | 5-17 |
| 第六部分 电气系统 Part VI Electrical system | | | 6-A |
| 图 6-1 Fig.6-1 | 电气系统 I Electrical system I | Ⓐ Ⓑ Ⓒ Ⓓ Ⓔ Ⓕ | 6-1 |
| 图 6-2 Fig.6-2 | 电气系统 II Electrical system II | Ⓐ Ⓑ Ⓒ Ⓓ Ⓔ Ⓕ | 6-4 |
| 图 6-3 Fig.6-3 | 电气系统 III Electrical system III | Ⓐ Ⓑ Ⓒ Ⓓ Ⓔ Ⓕ | 6-8 |

| 序号 Item | 名称 Description | 适用车型 Serial No. | 页码 Page |
|------------------------------|--------------------------------------|--------------------|------------|
| 图 6-4 Fig.6-4 | 仪表显示总成 Instrument display assy | Ⓐ Ⓑ Ⓒ Ⓓ Ⓔ Ⓕ | 6-10 |
| 图 6-4 Fig.6-4 | 仪表显示总成 Instrument display assy | Ⓐ Ⓑ Ⓒ Ⓓ Ⓔ Ⓕ | 6-11 |
| 图 6-5 Fig.6-5 | 扶手总成 Armrest assy | Ⓐ Ⓑ Ⓒ Ⓓ Ⓔ Ⓕ | 6-12 |
| 图 6-6 Fig.6-6 | 蓄电池组合 Battery combination | Ⓐ Ⓑ Ⓒ Ⓓ Ⓔ Ⓕ | 6-13 |
| 图 6-7 Fig.6-7 | 控制器总成 Controller assy | Ⓐ Ⓑ Ⓒ Ⓓ Ⓔ Ⓕ | 6-14 |
| 图 6-7 Fig.6-7 | 控制器总成 Controller assy | Ⓐ Ⓑ Ⓒ Ⓓ Ⓔ Ⓕ | 6-15 |
| 图 6-8 Fig.6-8 | 控制器散热盒总成 Controller radiator assy | Ⓐ Ⓑ Ⓒ Ⓓ Ⓔ Ⓕ | 6-16 |
| 图 6-9 Fig.6-9 | 控制盒总成 Control box assy | Ⓐ Ⓑ Ⓒ Ⓓ Ⓔ Ⓕ | 6-17 |
| 图 6-9 Fig.6-9 | 控制盒总成 Control box assy | Ⓐ Ⓑ Ⓒ Ⓓ Ⓔ Ⓕ | 6-18 |
| 图 6-10 Fig.6-10 | 电缆组总成 Cable assy | Ⓐ Ⓑ Ⓒ Ⓓ Ⓔ Ⓕ | 6-19 |
| 图 6-11 Fig.6-11 | 电机风扇安装总成 Motor fan assembly | Ⓐ Ⓑ Ⓒ Ⓓ Ⓔ Ⓕ | 6-20 |
| 第七部分 驾驶室 Part VII Cab | | | 7-A |
| 图 7-1 Fig. 7-1 | 驾驶室组件 1 Cab assembly 1 | Ⓐ Ⓑ Ⓒ Ⓓ Ⓔ Ⓕ | 7-1 |
| 图 7-2 Fig. 7-2 | 驾驶室组件 2 (雨刮及喷水) Cab assy 2 | Ⓐ Ⓑ Ⓒ Ⓓ Ⓔ Ⓕ | 7-3 |
| 图.7-3 Fig. 7-3 | 驾驶室组件 3 Cab assy 3 | Ⓐ Ⓑ Ⓒ Ⓓ Ⓔ Ⓕ | 7-4 |

| 序号 Item | 名称 Description | 适用车型 Serial No. | 页码 Page |
|---------------------|----------------------------------|--------------------|------------|
| 图.7-4 Fig. 7-4 | 驾驶室组件 4 Cab assy 4 | Ⓐ Ⓑ Ⓒ Ⓓ Ⓔ Ⓕ | 7-7 |
| 图 7-5 Fig. 7-5 | 驾驶室总成 Cab assy | Ⓐ Ⓑ Ⓒ Ⓓ Ⓔ Ⓕ | 7-8 |
| 图 7-6 Fig. 7-6 | 驾驶室 Cab | Ⓐ Ⓑ Ⓒ Ⓓ Ⓔ Ⓕ | 7-9 |
| 图.7-7 Fig. 7-7 | 座椅支架总成 seat support assembly | Ⓐ Ⓑ Ⓒ Ⓓ Ⓔ Ⓕ | 7-11 |
| 图.7-8 Fig. 7-8 | 锁扣总成 Locking assembly | Ⓐ Ⓑ Ⓒ Ⓓ Ⓔ Ⓕ | 7-12 |
| 图 7-9 Fig. 7-9 | 操纵扶手总成 Handle arm assembly | Ⓐ Ⓑ Ⓒ Ⓓ Ⓔ Ⓕ | 7-13 |
| 图 7-10 Fig. 7-10 | 调节机构 Adjusting mechanism | Ⓐ Ⓑ Ⓒ Ⓓ Ⓔ Ⓕ | 7-15 |
| 图.7-11 Fig. 7-11 | 左门总成 Left door assembly | Ⓐ Ⓑ Ⓒ Ⓓ Ⓔ Ⓕ | 7-16 |
| 图.7-12 Fig. 7-12 | 右门总成 Right door assembly | Ⓐ Ⓑ Ⓒ Ⓓ Ⓔ Ⓕ | 7-18 |
| 图 7-13 Fig. 7-13 | 空调系统 Air conditioning system | Ⓐ Ⓑ Ⓒ Ⓓ Ⓔ Ⓕ | 7-20 |
| 图 7-14 Fig. 7-14 | 冷凝器总成 Condenser assembly | Ⓐ Ⓑ Ⓒ Ⓓ Ⓔ Ⓕ | 7-21 |
| 图.7-15 Fig. 7-15 | 蒸发器总成 Evaporator assembly | Ⓐ Ⓑ Ⓒ Ⓓ Ⓔ Ⓕ | 7-22 |
| 图.7-16 Fig. 7-16 | 驾驶室电气系统 Cab electrical system | Ⓐ Ⓑ Ⓒ Ⓓ Ⓔ Ⓕ | 7-24 |
| 图 7-17 Fig. 7-17 | 内饰系统 Interior system | Ⓐ Ⓑ Ⓒ Ⓓ Ⓔ Ⓕ | 7-25 |
| 图 7-18 Fig. 7-18 | 倾翻支架 Tipping bracket | Ⓐ Ⓑ Ⓒ Ⓓ Ⓔ Ⓕ | 7-27 |

第一部分 传动系统
Part I Driving system

Ⓐ CPD160-AXZ4

Ⓑ CPD140-AXZ4

Ⓒ CPD120-AXZ4

Ⓓ CPD120-AXC4

Ⓔ CPD140-AXC4

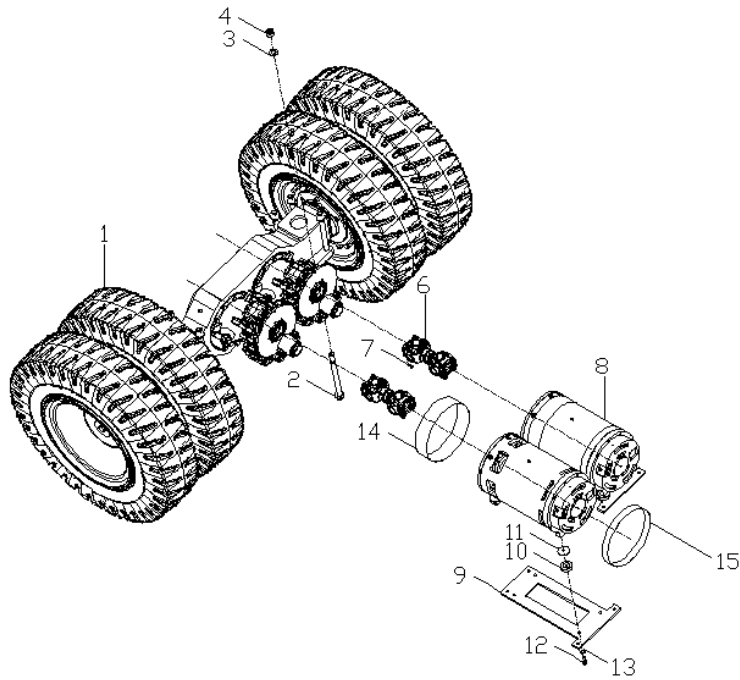
Ⓕ CPD160-AXC4

| 序号 Item | 名称 Description | 适用车型 Serial No. | 页码 Page |
|------------------|--------------------------------|--------------------|------------|
| 图 1-1 Fig.1-1 | 传动系统 I Transmission system | Ⓐ Ⓑ Ⓒ Ⓓ Ⓔ Ⓕ | 1-1 |
| 图 1-2 Fig.1-2 | 传动系统 II Transmission system | Ⓐ Ⓑ Ⓒ Ⓓ Ⓔ Ⓕ | 1-3 |

图 1-1 传动系统 I

Fig.1-1 Transmission system

Ⓐ CPD160-AXZ4 Ⓑ CPD140-AXZ4 Ⓒ CPD120-AXZ4
 Ⓓ CPD120-AXC4 Ⓔ CPD140-AXC4 Ⓕ CPD160-AXC4



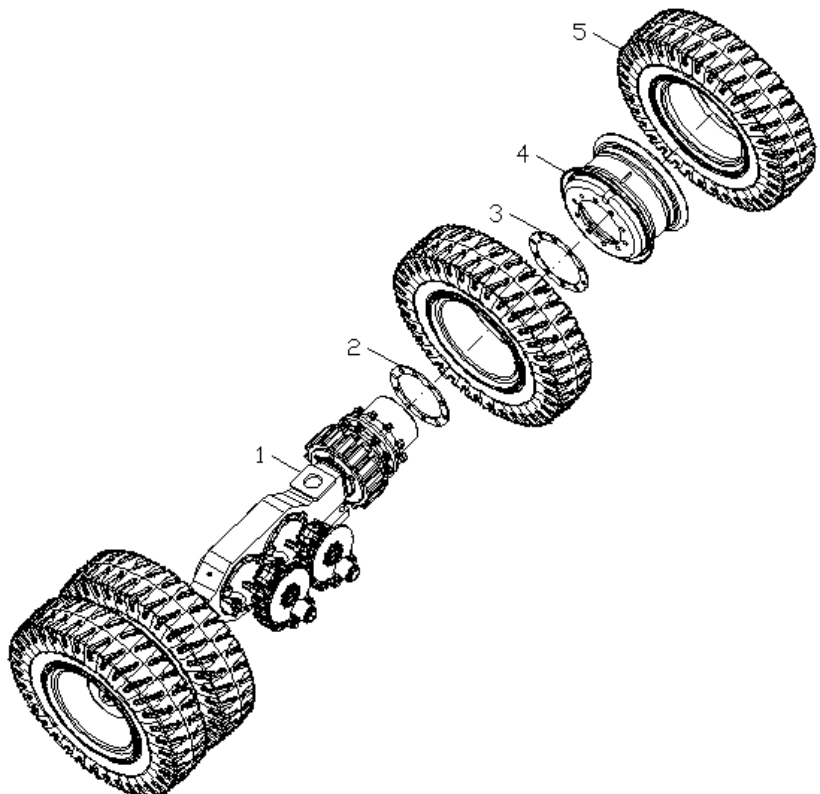
| 序号 Item | 物料码 Code No. | 名称 Description | 数量 Qty | 备注或适用车型 Remarks Or Serial No. |
|------------|-------------------|------------------------------|-----------|---|
| 1 | AP1200-110000-001 | 驱动桥总成 Drive axle assembly | 1 | 12.0t 充气胎标配 Pneumatic tyre selection |
| 1 | AP1400-110000-001 | 驱动桥总成 Drive axle assembly | 1 | 14.0t 充气胎标配 Pneumatic tyre selection |
| 1 | AP1600-110000-001 | 驱动桥总成 Drive axle assembly | 1 | 16.0t 充气胎标配 Pneumatic tyre selection |
| 2 | AP1200-110000-000 | 驱动桥总成 Drive axle assembly | 1 | 12.0t 实心胎选配 Solid fetal selection |
| 2 | AP1400-110000-000 | 驱动桥总成 Drive axle assembly | 1 | 14.0t 实心胎选配 Solid fetal selection |
| 2 | AP1600-110000-000 | 驱动桥总成 Drive axle assembly | 1 | 16.0t 实心胎选配 Solid fetal selection |
| 2 | AP1600-100001-000 | 螺栓 Bolt | 8 | |
| 3 | G0097P1-000024-00 | 垫圈 24 Washer | 8 | |
| 4 | G006178-000024-00 | 螺母 M24 Nut | 8 | |
| 5 | G000091-005040-00 | 销 5×40 Pin | 8 | |
| 6 | AP1600-100100-000 | 传动轴总成 Transmission shaft | 2 | |
| 7 | AP1600-100002-000 | 螺栓 Bolt | 16 | |
| 8 | AP1600-120000-000 | 行走电机 Travelling motor | 2 | |
| 9 | AP1600-100003-000 | 底板 Blow plate | 2 | |
| 10 | AP1600-100004-000 | 减震垫 Shock pad | 8 | |

图 1-2 传动系统 II

Fig.1-2 Transmission system

Ⓐ CPD160-AXZ4 Ⓑ CPD140-AXZ4 Ⓒ CPD120-AXZ4
 Ⓓ CPD120-AXC4 Ⓔ CPD140-AXC4 Ⓕ CPD160-AXC4

| 序号 Item | 物料码 Code No. | 名称 Description | 数量 Qty | 备注或适用车型 Remarks Or Serial No. |
|------------|----------------------|--------------------------|-----------|--|
| 1 | AP1600-111000-000 | 驱动桥 Drive axle | 1 | 充气胎选用 Pneumatic tyre selection |
| 2 | AP1600-110001-000 | 垫板 Pad | 2 | 充气胎选用 Pneumatic tyre selection |
| 3 | AP1200-110005-000 | 压板 Plate | 2 | 12.0t, 14.0t 充气胎选用 Pneumatic tyre selection |
| 3 | AP1600-110002-000 | 压板 Plate | 2 | 16.0t 充气胎选用 Pneumatic tyre selection |
| 4 | AP1200-110200-000 | 轮辋总成 Rim assembly | 4 | 12.t 充气胎选用 Pneumatic tyre selection |
| 4 | AP1400-110200-000 | 轮辋总成 Rim assembly | 4 | 14.0t 充气胎选用 Pneumatic tyre selection |
| 4 | GXR1600-100200-000 | 轮辋总成 Rim assembly | 4 | 16.0t 充气胎选用 Pneumatic tyre selection |
| 4 | AP1200-110100-000 | 轮辋总成 Rim assembly | 4 | 12.0t 实心胎选用 Solid fetal selection |
| 4 | AP1400-110100-000 | 轮辋总成 Rim assembly | 4 | 14.0t 实心胎选用 Solid fetal selection |
| 4 | GXR1600-110100-000 | 轮辋总成 Rim assembly | 4 | 16.0t 实心胎选用 Solid fetal selection |
| 5 | GX120-100001-G00 | 轮胎 10.00-20-18PR Tire | 4 | 12.0t 充气胎选用 Pneumatic tyre selection |
| 5 | GX140-100001-G00 | 轮胎 11.00-20-18PR Tire | 4 | 14.0t 充气胎选用 Pneumatic tyre selection |
| 5 | GT02982-000122020-00 | 轮胎 12.00-20-20PR Tire | 4 | 16.0t 充气胎选用 Pneumatic tyre selection |
| 5 | GT10823-0001020-00 | 轮胎 10.00-20 Tire | 4 | 12.0t 实心胎选用 Solid fetal selection |



第二部分 转向系统
Part II Steering system

Ⓐ CPD160-AXZ4

Ⓑ CPD140-AXZ4

Ⓒ CPD120-AXZ4

Ⓓ CPD120-AXC4

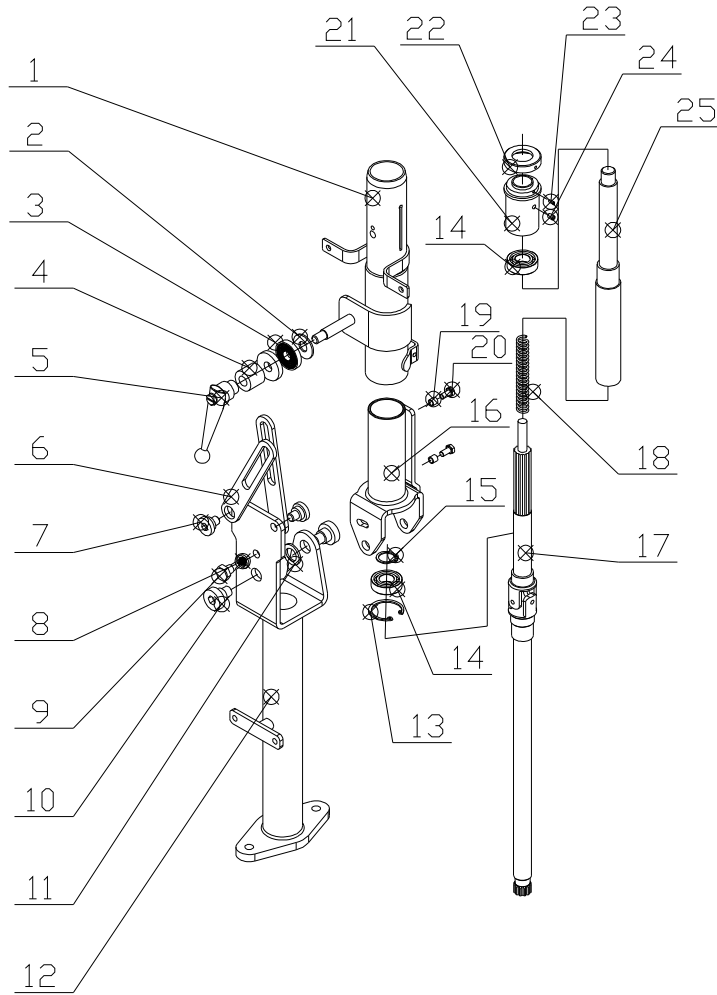
Ⓔ CPD140-AXC4

Ⓕ CPD160-AXC4

| 序号 Item | 名称 Description | 适用车型 Serial No. | 页码 Page |
|-------------------|--------------------------------------|--------------------|------------|
| 图 2-1 Fig. 2-1 | 转向管柱 Steering device | Ⓐ Ⓑ Ⓒ Ⓓ Ⓔ Ⓕ | 2-1 |
| 图 2-2 Fig. 2-2 | 转向管柱附件 Steering string attachment | Ⓐ Ⓑ Ⓒ Ⓓ Ⓔ Ⓕ | 2-3 |
| 图 2-3 Fig. 2-3 | 转向桥 Steering axle | Ⓐ Ⓑ Ⓒ Ⓓ Ⓔ Ⓕ | 2-5 |
| 图 2-4 Fig. 2-4 | 转向油缸 Steering cylinder | Ⓐ Ⓑ Ⓒ Ⓓ Ⓔ Ⓕ | 2-9 |

图 2-1 转向管柱
Fig. 2-1 Steering column

Ⓐ CPD160-AXZ4 Ⓑ CPD140-AXZ4 Ⓒ CPD120-AXZ4
Ⓓ CPD120-AXC4 Ⓔ CPD140-AXC4 Ⓕ CPD160-AXC4

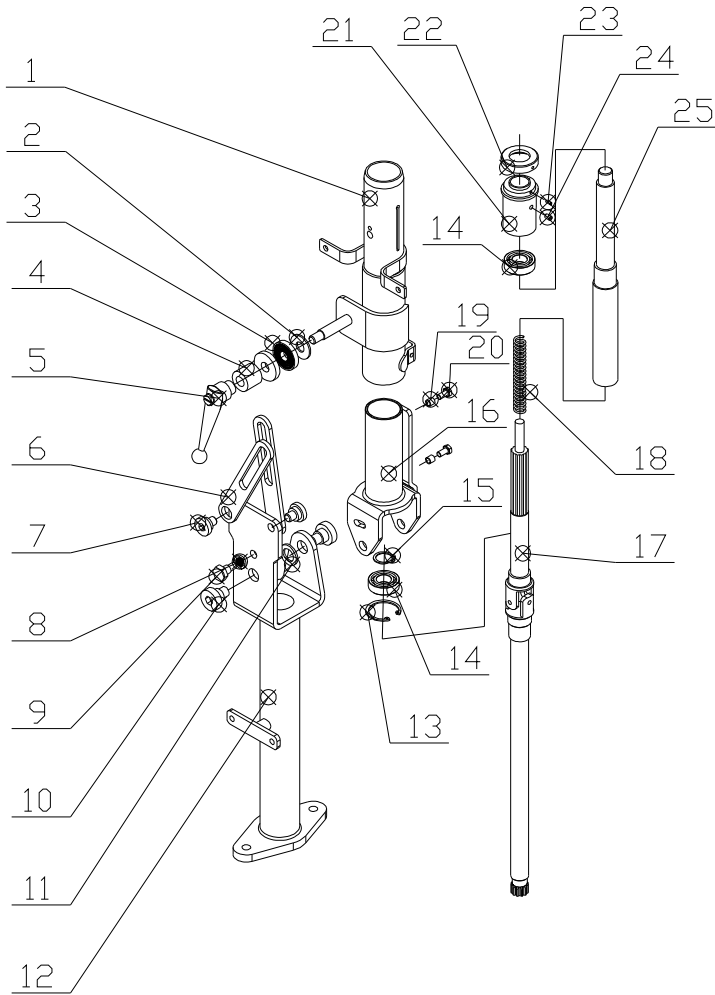


| 序号 Item | 物料码 Code No. | 名称 Description | 数量 Qty | 备注或适用车型 Remarks Or Serial No. |
|------------|--------------------|--|-----------|----------------------------------|
| 1 | AP1600-213100-000 | 上端转向管 Upper end steering tube | 1 | |
| 2 | AP1600-216001-000 | 调整垫片 Adjusting shim | 1 | |
| 3 | AP1600-216002-000 | 夹紧垫片 Clamping gasket | 2 | |
| 4 | AP1600-216003-000 | 夹紧套 Gripping sleeve | 1 | |
| 5 | 10QSD-610010-G00 | A 型手柄 M10 Type A handle M10 | 1 | |
| 6 | AP1600-210001-000 | 连接板 Connecting plate | 2 | |
| 7 | AP1600-210003-000 | 内六角 M10 螺栓 Hexagon M10 bolt | 2 | |
| 8 | AP1600-210007-000 | 垫圈 19 Washer 19 | 1 | |
| 9 | G000093-000010-00 | 限位螺栓 Limit bolt | 1 | |
| 10 | AP1600-210002-000 | 内六角 M12 螺栓 Hexagon M12 bolt | 2 | |
| 11 | AP1600-210004-000 | 垫片 Pad | 2 | |
| 12 | AP1600-211000-000 | 下转向管总成 Lower steering tube assembly | 1 | |
| 13 | G0893P1-000037-00 | 孔用弹性挡圈-A 型 37 Elastic ring for holes type -A 37 | 1 | |
| 14 | GT00276-0061904-00 | 轴承 61904 Bearing 61904 | 2 | |
| 15 | G0894P1-000020-00 | 轴用弹性挡圈-A 型 20 Axial elastic ring type -A 20 | 1 | |

图 2-1 转向管柱

Fig. 2-1 Steering column

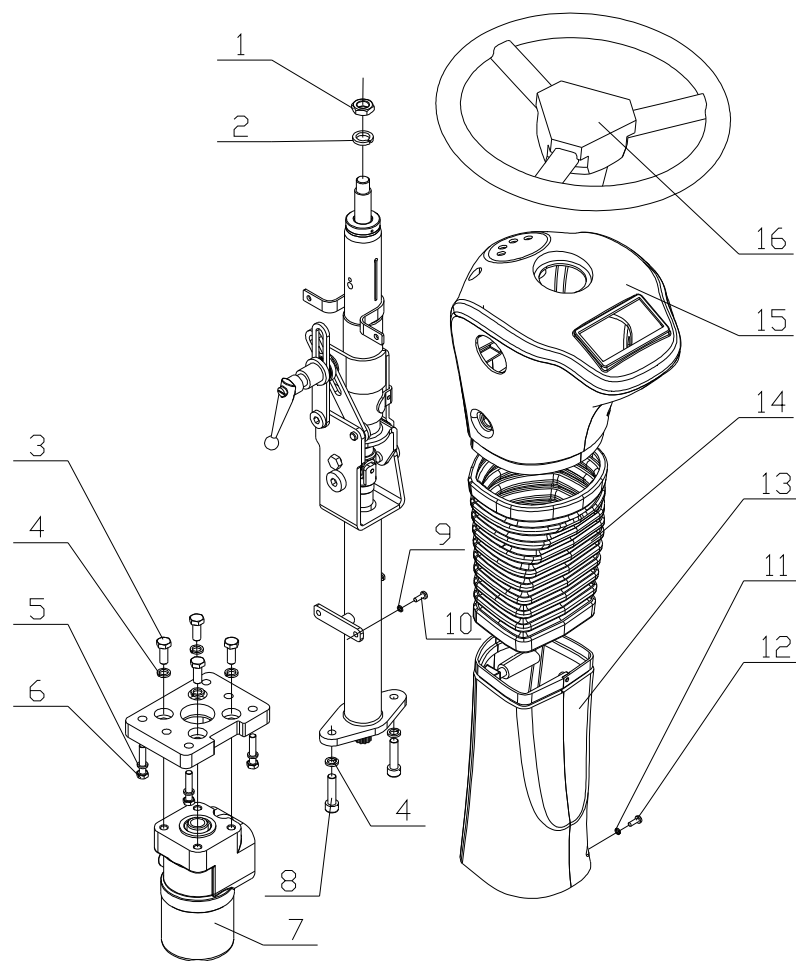
Ⓐ CPD160-AXZ4 Ⓑ CPD140-AXZ4 Ⓒ CPD120-AXZ4
 Ⓓ CPD120-AXC4 Ⓔ CPD140-AXC4 Ⓕ CPD160-AXC4



| 序号 Item | 物料码 Code No. | 名称 Description | 数量 Qty | 备注或适用车型 Remarks Or Serial No. |
|------------|-------------------|-----------------------------------|-----------|----------------------------------|
| 16 | AP1600-215200-000 | 中段转向管 Middle steering pipe | 1 | |
| 17 | AP1600-215100-000 | 万向轴总成 Universal shaft assembly | 1 | |
| 18 | AP1600-210006-000 | 弹簧 Spring | 1 | |
| 19 | AP1600-210008-000 | 隔套 Spacer sleeve | 2 | |
| 20 | G005783-006012-01 | 螺栓 M6×12 Bolt M6 × 12 | 2 | |
| 21 | N163-212006-000 | 绝缘套 Insulation sleeve | 1 | |
| 22 | 50W-423003A | 导电圈 Conductive ring | 1 | |
| 23 | G000071-003008-00 | 螺钉 M3×8 Screw M3 × 8 | 2 | |
| 24 | G000073-005008-00 | 螺钉 M5×8 Screw M5 × 8 | 2 | |
| 25 | AP1600-213001-000 | 上端转向轴 Upper end steering shaft | 1 | |
| | | | | |
| | | | | |
| | | | | |
| | | | | |
| | | | | |

图 2-2 转向管柱附件
Fig.2-2 Steering string attachment

Ⓐ CPD160-AXZ4 Ⓑ CPD140-AXZ4 Ⓒ CPD120-AXZ4
Ⓓ CPD120-AXC4 Ⓔ CPD140-AXC4 Ⓕ CPD160-AXC4

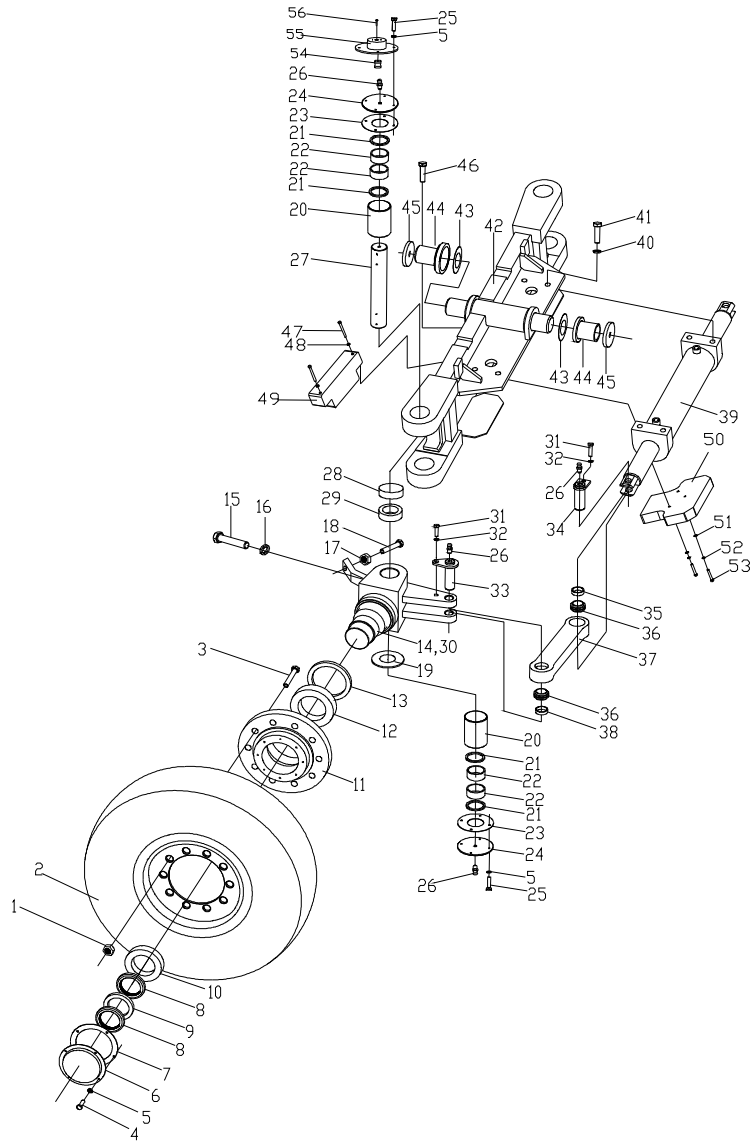


| 序号 Item | 物料码 Code No. | 名称 Description | 数量 Qty | 备注或适用车型 Remarks Or Serial No. |
|------------|-------------------|-----------------------------|-----------|----------------------------------|
| 1 | G006173-000016-01 | 螺母M16x1.5 Nuts M16 × 1.5 | 1 | |
| 2 | G000093-000016-00 | 垫圈 16 Washer 16 | 1 | |
| 3 | G005783-010025-00 | 螺栓 M10x25 Bolt M10 x 25 | 4 | |
| 4 | G000093-000010-00 | 垫圈 10 Washer 10 | 6 | |
| 5 | G000093-000008-00 | 垫圈 8 Washer 16 | 4 | |
| 6 | G005783-008040-00 | 螺栓 M8x40 Bolt M8 × 40 | 4 | |
| 7 | GX160-630600-G00 | 转向器 Steering device | 1 | |
| 8 | GT070P1-010040-00 | 螺钉 M10x40 Screw M10 × 40 | 2 | |
| 9 | G000093-000005-00 | 垫圈 5 Washer 5 | 13 | |
| 10 | G000818-005014-00 | 螺钉 M5x14 Screw M5 × 14 | 13 | |
| 11 | G000093-000005-00 | 垫圈 5 Washer 5 | 13 | |
| 12 | G000818-005014-00 | 螺钉 M5x14 Screw M5 × 14 | 13 | |
| 13 | AP1600-214200-000 | 上端护套 Upper end sheath | 1 | |
| 14 | AP1600-214001-000 | 护套 sheath | 1 | |
| 15 | AP1600-214200-000 | 上端护套 Upper end sheath | 1 | |

图 2-3 转向桥

Fig.2-3 Steering axle

Ⓐ CPD160-AXZ4 Ⓑ CPD140-AXZ4 Ⓒ CPD120-AXZ4
 Ⓓ CPD120-AXC4 Ⓔ CPD140-AXC4 Ⓕ CPD160-AXC4

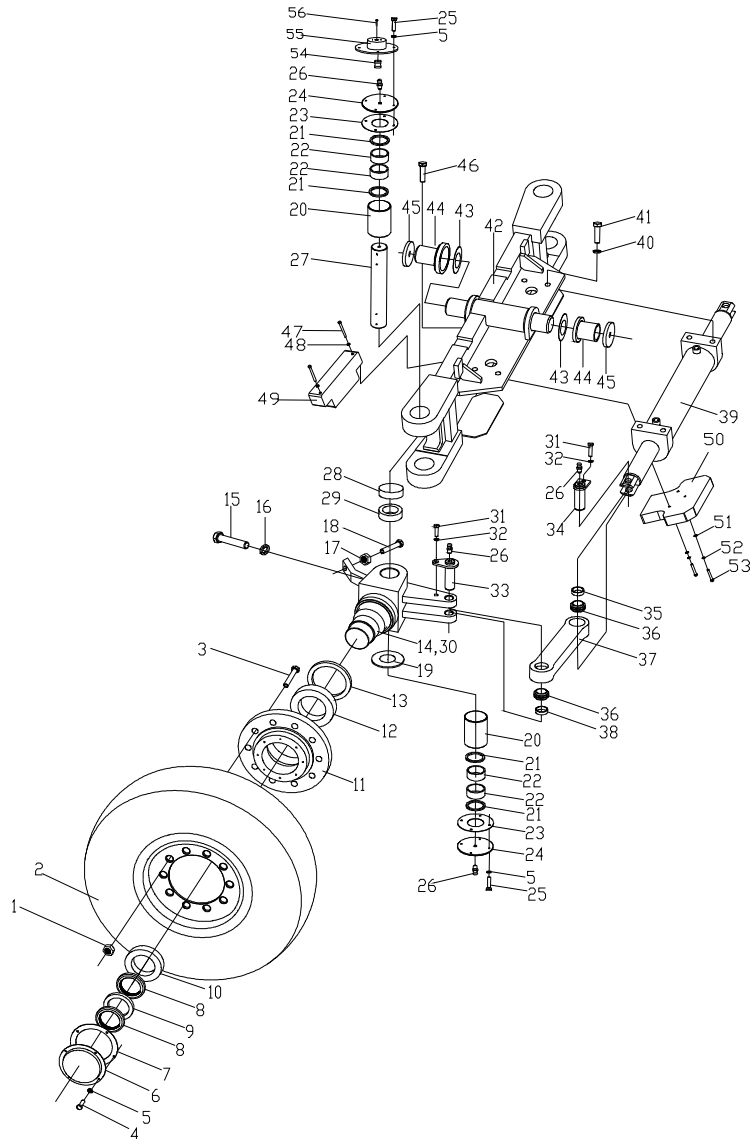


| 序号 Item | 物料码 Code No. | 名称 Description | 数量 Qty | 备注或适用车型 Remarks Or Serial No. |
|------------|--------------------|----------------------------------|-----------|----------------------------------|
| 1 | G160-220001-000 | 球形螺母 Nut | 20 | |
| 2 | GX120-221000-000 | 转向轮胎总成 Steering tyre assembly | 2 | Ⓒ Ⓓ |
| 2 | GX140-221000-000 | 转向轮胎总成 Steering tyre assembly | 2 | Ⓑ Ⓔ |
| 2 | G160-221000-000 | 转向轮胎总成 Steering tyre assembly | 2 | Ⓐ Ⓕ |
| 3 | G160-220002-000 | 联接螺栓 Bolt | 20 | |
| 4 | G005783-006012-00 | 螺栓 M6×12 Bolt M6×12 | 8 | |
| 5 | G000093-000006-00 | 垫圈 6 Washer 6 | 24 | |
| 6 | G160-220003-000 | 端盖 End cover | 2 | |
| 7 | G160-220004-000 | 纸垫 Gasket | 2 | |
| 8 | G000812-000100-02 | 螺母 M100×2 Nut M100×2 | 4 | |
| 9 | G000858-000100-00 | 垫圈 100 Washer 100 | 2 | |
| 10 | GT00297-0032022-00 | 轴承 32022 Bearing | 2 | |
| 11 | G160-220005-000 | 转向轮毂 Steering hub | 2 | |
| 12 | GT00297-0032026-00 | 轴承 32026 Bearing | 2 | |
| 13 | HG4-692-67-G00 | 油封 SD160×200×16 Oil seal | 2 | |

图 2-3 转向桥

Fig.2-3 Steering axle

Ⓐ CPD160-AXZ4 Ⓑ CPD140-AXZ4 Ⓒ CPD120-AXZ4
 Ⓓ CPD120-AXC4 Ⓔ CPD140-AXC4 Ⓕ CPD160-AXC4



| 序号 Item | 物料码 Code No. | 名称 Description | 数量 Qty | 备注或适用车型 Remarks Or Serial No. |
|------------|--------------------|----------------------------------|-----------|----------------------------------|
| 14 | GX160-221000-000 | 左转向节 Left steering knuckle | 1 | |
| 15 | G160-220020-001 | 固定螺钉 Screw | 2 | |
| 16 | G000093-000014-00 | 垫圈 14 Washer 14 | 2 | |
| 17 | G006171-000016-02 | 螺母 M16×1.5 Nut M16×1.5 | 2 | |
| 18 | G005786-016060-01 | 螺栓 M16×1.5×60 Bolt M16×1.5×60 | 2 | |
| 19 | G160-220014-000 | 调整垫片 Adjust shim | 2 | |
| 20 | GX160-220002-000 | 钢套 Sleeve | 4 | |
| 21 | GX160-220001-000 | 密封胶圈 Seal ring | 6 | |
| 22 | JT07918-0708030-00 | 向心滚针和保持架组件 K 型 Bearing | 8 | |
| 23 | G160-220022-000 | 垫板 Plate | 4 | |
| 24 | G160-220006-001 | 盖板 Cover plate | 4 | |
| 25 | G005783-006016-00 | 螺栓 M6×16 Bolt M6×16 | 16 | |
| 26 | G001153-010001-00 | 油杯 45° M10×1 Grease cup | 10 | |
| 27 | GX160-220007-000 | 主销(左) Pin (left) | 1 | |
| | AP1600-220100-000 | 主销总成(右) Pin assy (right) | 1 | |

图 2-3 转向桥

Fig.2-3 Steering axle

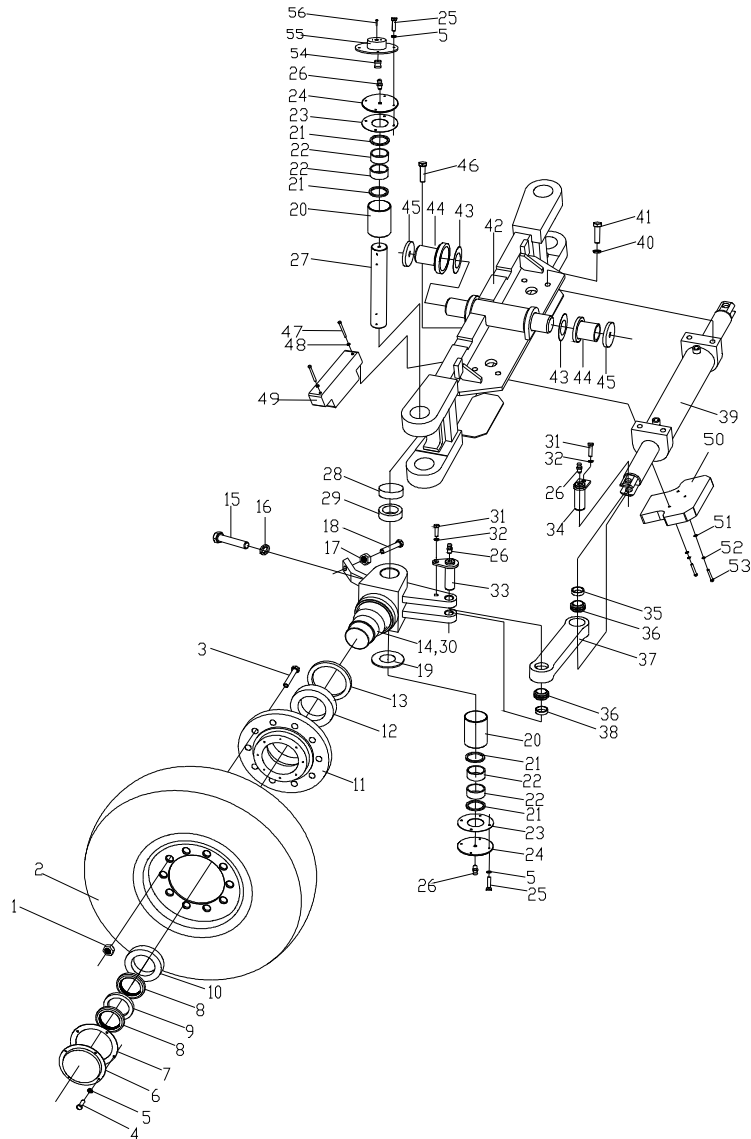
Ⓐ CPD160-AXZ4 Ⓑ CPD140-AXZ4 Ⓒ CPD120-AXZ4
 Ⓓ CPD120-AXC4 Ⓔ CPD140-AXC4 Ⓕ CPD160-AXC4

| 序号 Item | 物料码 Code No. | 名称 Description | 数量 Qty | 备注或适用车型 Remarks Or Serial No. |
|------------|--------------------|----------------------------------|-----------|----------------------------------|
| 28 | G160-220009-000 | 防尘套 Dust sleeve | 2 | |
| 29 | GT00301-0051314-00 | 轴承 51314 Bearing | 2 | |
| 30 | GX160-222000-000 | 右转向节 Right steering knuckle | 1 | |
| 31 | G005783-010020-00 | 螺栓 M10×20 Bolt M10×20 | 2 | |
| 32 | G000093-000010-00 | 垫圈 10 Washer 10 | 2 | |
| 33 | G160-227000-000 | 销轴 II Pin shaft II | 2 | |
| 34 | G160-225000-000 | 销轴 I Pin shaft I | 2 | |
| 35 | G160-220010-000 | 隔套 II Sleeve II | 2 | |
| 36 | G009163-3000000-03 | 轴承 GE30ES-2RS Bearing | 4 | |
| 37 | GX160-220003-000 | 联杆 Tie-rod bar | 2 | |
| 38 | G160-220012-000 | 隔套 III Sleeve III | 2 | |
| 39 | GX160-224000-000 | 转向油缸 Steering cylinder | 1 | |
| 40 | G000093-000022-00 | 垫圈 22 Washer 22 | 4 | |
| 41 | G005786-022055-01 | 螺栓 M22×1.5×55 Bolt M22×1.5×55 | 4 | |
| 42 | GX160-223000-001 | 转向桥体 Steering axle body | 1 | |

图 2-3 转向桥

Fig.2-3 Steering axle

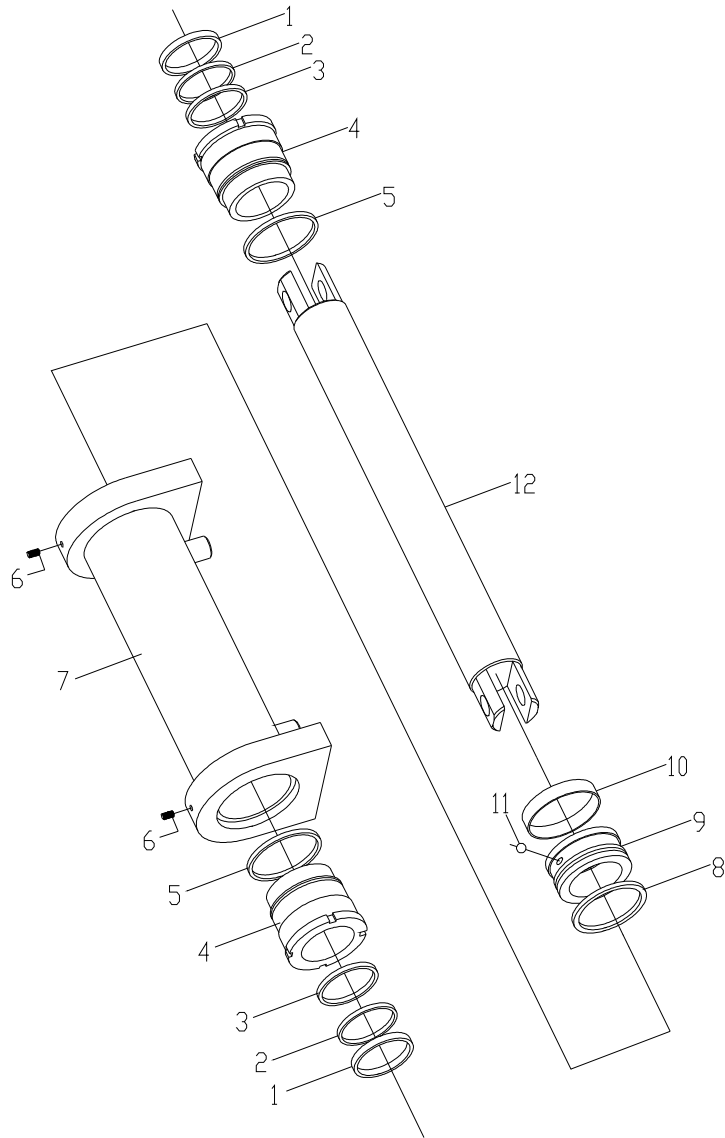
Ⓐ CPD160-AXZ4 Ⓑ CPD140-AXZ4 Ⓒ CPD120-AXZ4
 Ⓓ CPD120-AXC4 Ⓔ CPD140-AXC4 Ⓕ CPD160-AXC4



| 序号 Item | 物料码 Code No. | 名称 Description | 数量 Qty | 备注或适用车型 Remarks Or Serial No. |
|------------|--------------------|------------------------------|-----------|-----------------------------------|
| 43 | GX160-220005-000 | 调整垫片 Adjust shim | 2 | |
| 44 | GX160-220004-000 | 轴承套 Bearing | 2 | |
| 45 | GX160-220006-000 | 防尘圈 Dust ring | 2 | |
| 46 | G005783-020050-000 | 螺栓 M20×50 Bolt M20×50 | 1 | |
| 47 | GX160-220009-000 | 后附加块 Rear overhead block | 1 | 选配 OPT |
| 48 | G005782-012120-000 | 螺栓 M12×120 Bolt M12×120 | 2 | |
| 49 | G000093-000012-000 | 垫圈 12 Washer 12 | 2 | |
| 50 | GX160-220008-000 | 下附加块 Below overhead block | 1 | 选配 OPT |
| | GX160-220010-000 | 下附加块 Below overhead block | 1 | 轴距3300mm选配 Wheel base 3300 OPT |
| 51 | G000093-000020-000 | 垫圈 20 Washer 20 | 2 | |
| 52 | G0097P1-000020-000 | 垫圈 20 Washer 20 | 2 | |
| 53 | G005782-020120-000 | 螺栓 M20×120 Bolt M20×120 | 2 | |
| 54 | AP1600-220001-000 | 端盖 End cup | 1 | 配右主销 Match with right pin |
| 55 | AP1600-220002-000 | 弹性联轴器 Elastic coupling | 1 | 配右主销 Match with right pin |
| 56 | G000065-004020-000 | 螺钉 M4×20 Screw M4×20 | 1 | 配右主销 Match with right pin |

图 2-4 转向油缸
Fig.2-4 Steering cylinder

Ⓐ CPD160-AXZ4 Ⓑ CPD140-AXZ4 Ⓒ CPD120-AXZ4
Ⓓ CPD120-AXC4 Ⓔ CPD140-AXC4 Ⓕ CPD160-AXC4



| 序号 Item | 物料码 Code No. | 名称 Description | 数量 Qty | 备注或适用车型 Remarks Or Serial No. |
|------------|---------------------|----------------------------------|-----------|----------------------------------|
| A1 | 50W-411000 | 转向油缸 Steering cylinder | 1 | |
| 1 | FQ0064C0-G00 | LBI 密封圈 d80 Seal ring d80 | 2 | |
| 2 | G3452P1-008005P3-00 | O 形密封圈 80×5.3 O-ring 80×5.3 | 3 | |
| 3 | FU0939K0-G00 | ISI 密封圈 d80 Seal ring d80 | 2 | |
| 4 | GX160-224100-W00 | 导向套 Guide bush | 2 | |
| 5 | G3452P1-010005P3-00 | O 形密封圈 100×5.3 O-ring 100×5.3 | 2 | |
| 6 | G000077-008016-00 | 螺钉 M8×16 Screw M8×16 | 2 | |
| 7 | GX120-224200-W00 | 缸体 Body cylinder | 1 | |
| - | GX160-224200-W00 | 缸体 Body cylinder | 1 | |
| 8 | PT0301100-T46NA-G00 | 格莱圈 D110 Ring D110 | 1 | |
| 9 | GX160-224003-W00 | 活塞 Piston | 1 | |
| 10 | GX160-224002-W00 | 支承圈 Ring | 1 | |
| 11 | G000308-000006-00 | 钢球 6 Steel ball 6 | 43 | |
| 12 | GX120-224001-W00 | 活塞杆 Piston rod | 1 | |
| - | GX160-224001-W00 | 活塞杆 Piston rod | 1 | |

第三部分 车身系统

Part III Frame system

Ⓐ CPD160-AXZ4

Ⓑ CPD140-AXZ4

Ⓒ CPD120-AXZ4

Ⓓ CPD120-AXC4

Ⓔ CPD140-AXC4

Ⓕ CPD160-AXC4

| 序号 Item | 名称 Description | 适用车型 Serial No. | 页码 Page |
|--------------------|---|--------------------|------------|
| 图 3-1 Fig. 3-1 | 挡板及灯架 Plate and lamp bracket | Ⓐ Ⓑ Ⓒ Ⓓ Ⓔ Ⓕ | 3-1 |
| 图 3-2 Fig.3-2 | 机罩总成 I Hood assembly I | Ⓐ Ⓑ Ⓒ Ⓓ Ⓔ Ⓕ | 3-4 |
| 图 3-3 Fig.3-3 | 机罩总成 II Hood assembly II | Ⓐ Ⓑ Ⓒ Ⓓ Ⓔ Ⓕ | 3-5 |
| 图 3-4 Fig.3-4 | 液压油箱 Hydraulic tank assembly | Ⓐ Ⓑ Ⓒ Ⓓ Ⓔ Ⓕ | 3-9 |
| 图.3-5 Fig.3-5 | 踏板及灯架 Treads and lamp bracket | Ⓐ Ⓑ Ⓒ Ⓓ Ⓔ Ⓕ | 3-11 |
| 图 3-6 Fig.3-6 | 左前大灯支架总成 Left headlamp bracket assembly | Ⓐ Ⓑ Ⓒ Ⓓ Ⓔ Ⓕ | 3-13 |
| 图 3-7 Fig.3-7 | 右前大灯支架总成 Right headlamp bracket assembly | Ⓐ Ⓑ Ⓒ Ⓓ Ⓔ Ⓕ | 3-14 |
| 图 3-8 Fig.3-8 | 门盖板 Door cover | Ⓐ Ⓑ Ⓒ Ⓓ Ⓔ Ⓕ | 3-15 |
| 图.3-9 Fig.3-9 | 配重 Counterweight | Ⓐ Ⓑ Ⓒ Ⓓ Ⓔ Ⓕ | 3-18 |
| 图 3-10 Fig.3-10 | 摄像头支架总成 Camera bracket assmebly | Ⓐ Ⓑ Ⓒ Ⓓ Ⓔ Ⓕ | 3-21 |
| | | | |

图 3-1 挡板及灯架

Fig.3-1 Plate and lamp bracket

- Ⓐ CPD160-AXZ4 Ⓑ CPD140-AXZ4 Ⓒ CPD120-AXZ4
Ⓓ CPD120-AXC4 Ⓔ CPD140-AXC4 Ⓕ CPD160-AXC4

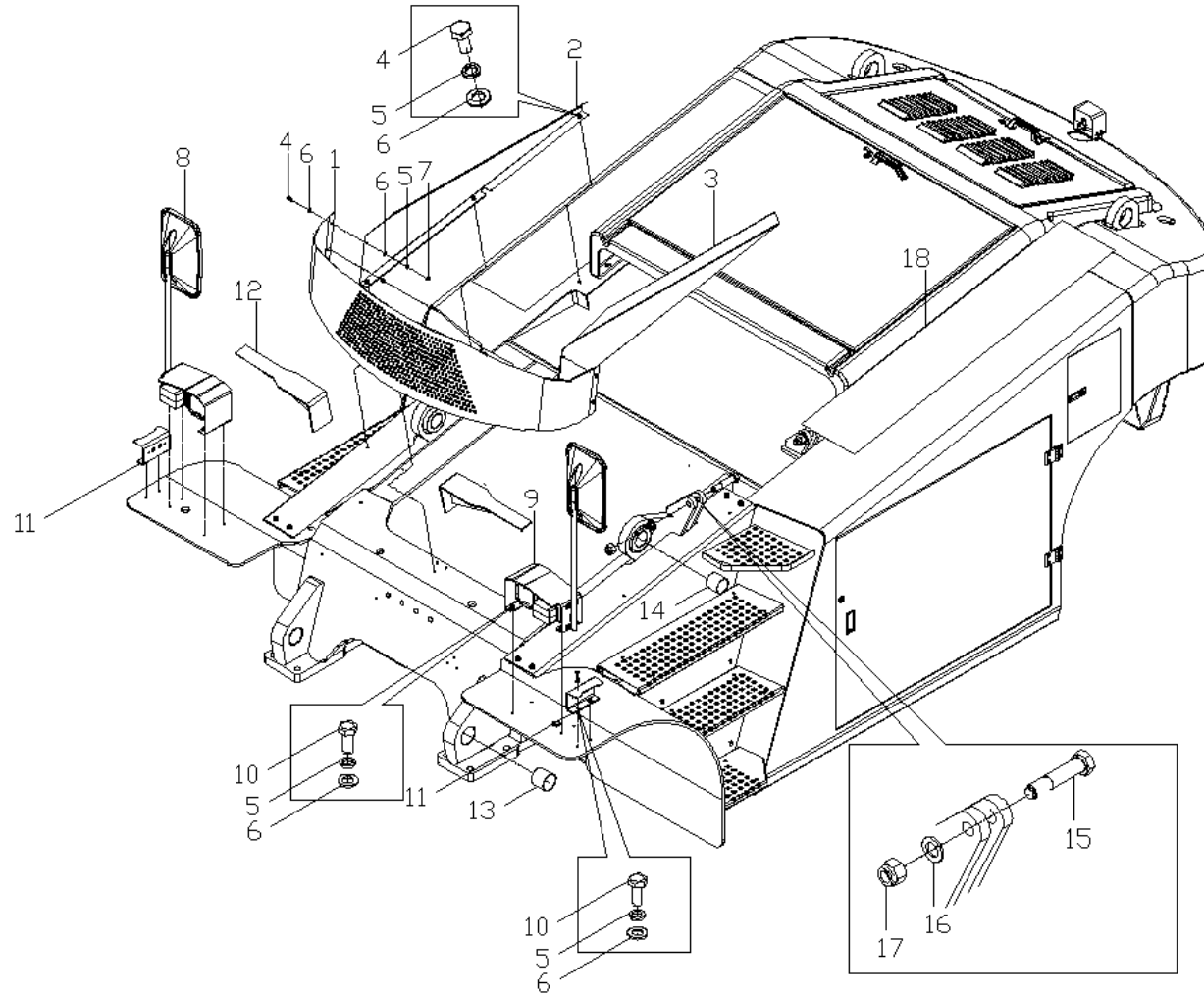
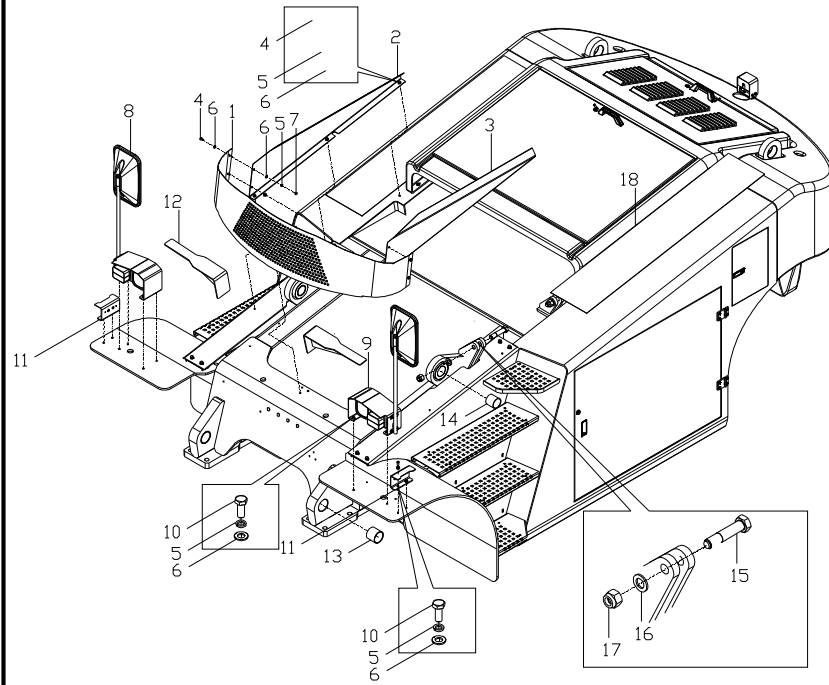


图 3-1 挡板及灯架
Fig.3-1 Plate and lamp bracket

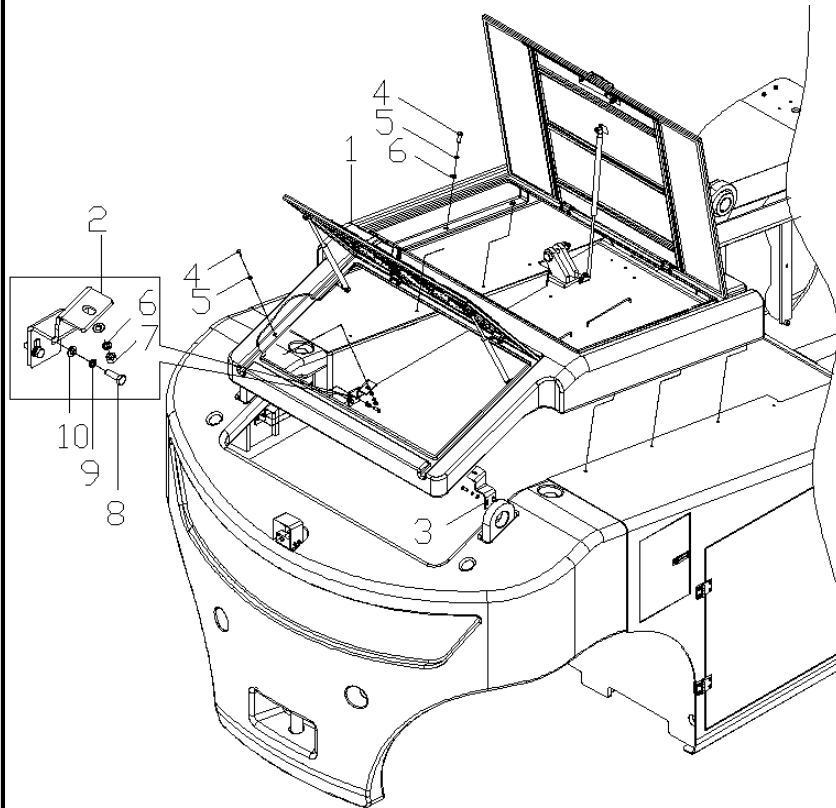
Ⓐ CPD160-AXZ4 Ⓑ CPD140-AXZ4 Ⓒ CPD120-AXZ4
Ⓓ CPD120-AXC4 Ⓔ CPD140-AXC4 Ⓕ CPD160-AXC4



| 序号 Item | 物料码 Code No. | 名称 Description | 数量 Qty | 备注或适用车型 Remarks Or Serial No. |
|------------|-------------------|------------------------------------|-----------|----------------------------------|
| 1 | AP1600-400600-000 | 挡板组件 Plate assembly | 1 | |
| 2 | AP1600-400010-000 | 右上挡板 Plate(R) | 1 | |
| 3 | AP1600-400009-000 | 左上挡板 Plate(L) | 1 | |
| 4 | G005783-006016-01 | 螺栓 M6×16 Bolt M6×16 | 13 | |
| 5 | G000093-000008-00 | 垫圈 8 Washer 8 | 13 | |
| 6 | G0097P1-000008-00 | 垫圈8 Washer 8 | 17 | |
| 7 | G006170-000008-00 | 螺母 M8 Nut M8 | 4 | |
| 8 | GXH160-450000-000 | 右前大灯支架总成 Front headlamp bracket | 1 | |
| 9 | GXH160-460000-000 | 左前大灯支架总成 Front headlamp bracket | 1 | |
| 10 | G005783-008020-00 | 螺栓 M8×20 Bolt M8×20 | 12 | |
| 11 | GXH160-400010-000 | 示宽灯支架 lamp bracket | 2 | |
| 12 | AP1600-407000-000 | 门架灯架组件 lamp bracket | 2 | |
| 13 | SF-2-70×70-G00 | 边界润滑轴承二 Bearing II I | 2 | |
| 14 | SF-2-60×60-G00 | 边界润滑轴承一 Bearing I | 2 | |
| 15 | G000027-024110-00 | 六角头加强杆螺栓 Bolt M24×110 | 2 | |

图 3-2 机罩总成 I
Fig.3-2 Hood assembly I

Ⓐ CPD160-AXZ4 Ⓑ CPD140-AXZ4 Ⓒ CPD120-AXZ4
Ⓓ CPD120-AXC4 Ⓔ CPD140-AXC4 Ⓕ CPD160-AXC4



| 序号 Item | 物料码 Code No. | 名称 Description | 数量 Qty | 备注或适用车型 Remarks Or Serial No. |
|------------|-------------------|------------------------|-----------|----------------------------------|
| 1 | AP1200-430000-000 | 机罩总成 Hood assembly | 1 | Ⓒ Ⓓ |
| 1 | AP1400-430000-000 | 机罩总成 Hood assembly | 1 | Ⓑ Ⓔ |
| 1 | AP1600-430000-000 | 机罩总成 Hood assembly | 1 | Ⓐ Ⓕ |
| 2 | AP1600-400020-000 | 机罩右支板 Right bracket | 1 | |
| 3 | AP1600-400019-000 | 机罩左支板 Left bracket | 1 | |
| 4 | G005787-008025-00 | 螺栓 M8×25 Bolt | 8 | |
| 5 | G0097P1-000008-00 | 垫圈 8 Washer 8 | 10 | |
| 6 | G000093-000008-00 | 垫圈 8 Washer 8 | 8 | |
| 7 | G006170-000008-00 | 螺母M8 Nut M8 | 2 | |
| 8 | G005783-010035-00 | 螺栓 M10×35 Bolt | 4 | |
| 9 | G000093-000010-00 | 垫圈 10 Washer 10 | 4 | |
| 10 | G0097P1-000010-00 | 垫圈 10 Washer | 4 | |
| | | | | |
| | | | | |
| | | | | |

图 3-3 机罩总成
Fig.3-3 Hood assembly

- Ⓐ CPD160-AXZ4 Ⓑ CPD140-AXZ4 Ⓒ CPD120-AXZ4
 Ⓓ CPD120-AXC4 Ⓔ CPD140-AXC4 Ⓕ CPD160-AXC4

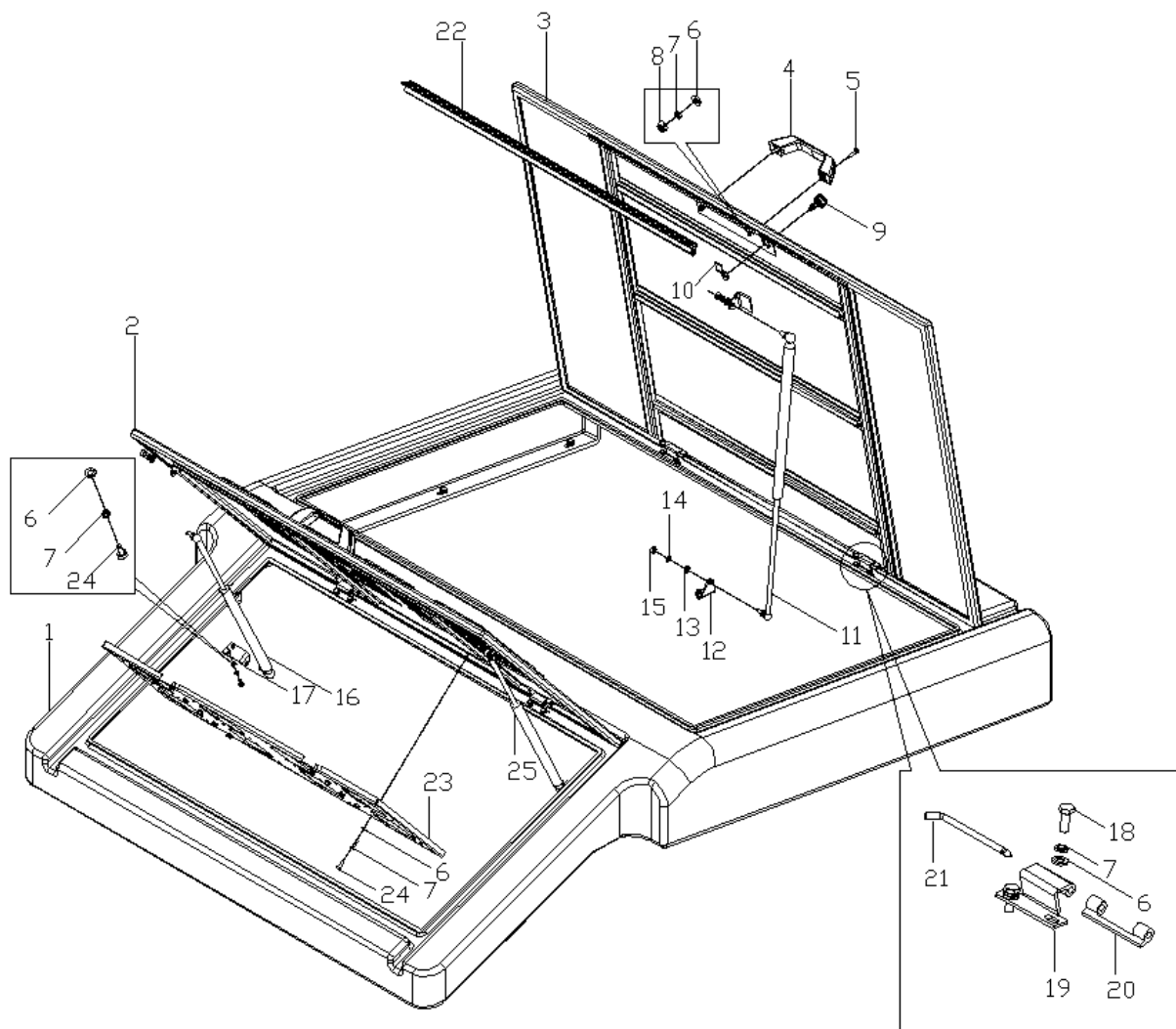


图 3-3 机罩总成
Fig.3-3 Hood assembly

Ⓐ CPD160-AXZ4 Ⓑ CPD140-AXZ4 Ⓒ CPD120-AXZ4
Ⓓ CPD120-AXC4 Ⓔ CPD140-AXC4 Ⓕ CPD160-AXC4

| 序号 Item | 物料码 Code No. | 名称 Description | 数量 Qty | 备注或适用车型 Remarks Or Serial No. |
|------------|-------------------|--------------------------|-----------|----------------------------------|
| 1 | AP1200-430100-000 | 机罩壳体 Hood housing | 1 | Ⓒ Ⓓ |
| 1 | AP1400-430100-000 | 机罩壳体 Hood housing | 1 | Ⓑ Ⓔ |
| 1 | AP1600-430100-000 | 机罩壳体 Hood housing | 1 | Ⓐ Ⓕ |
| 2 | AP1400-430300-000 | 后盖板 Rear cover plate | 1 | Ⓒ Ⓓ Ⓑ Ⓔ |
| 2 | AP1600-430300-000 | 后盖板 Rear cover plate | 1 | Ⓐ Ⓕ |
| 3 | AP1200-430200-000 | 前盖板 Front cover plate | 1 | Ⓒ Ⓓ |
| 3 | AP1400-430200-000 | 前盖板 Front cover plate | 1 | Ⓑ Ⓔ |
| 3 | AP1600-430200-000 | 前盖板 Front cover plate | 1 | Ⓐ Ⓕ |
| 4 | RSC451-430007-000 | 把手 Handle | 2 | |
| 5 | G005783-006025-00 | 螺栓 M6×25 Bolt M6×25 | 4 | |
| 6 | G0097P1-000006-00 | 垫圈 6 Washer 6 | 28 | |
| 7 | G000093-000006-00 | 垫圈 6 Washer 6 | 26 | |
| 8 | G006170-000006-00 | 螺母 M6 Nut M6 | 2 | |
| 9 | AP1600-430001-000 | 门锁 Door lock | 2 | |
| 10 | AP1600-430008-000 | 折弯板 Bending plate | 2 | |

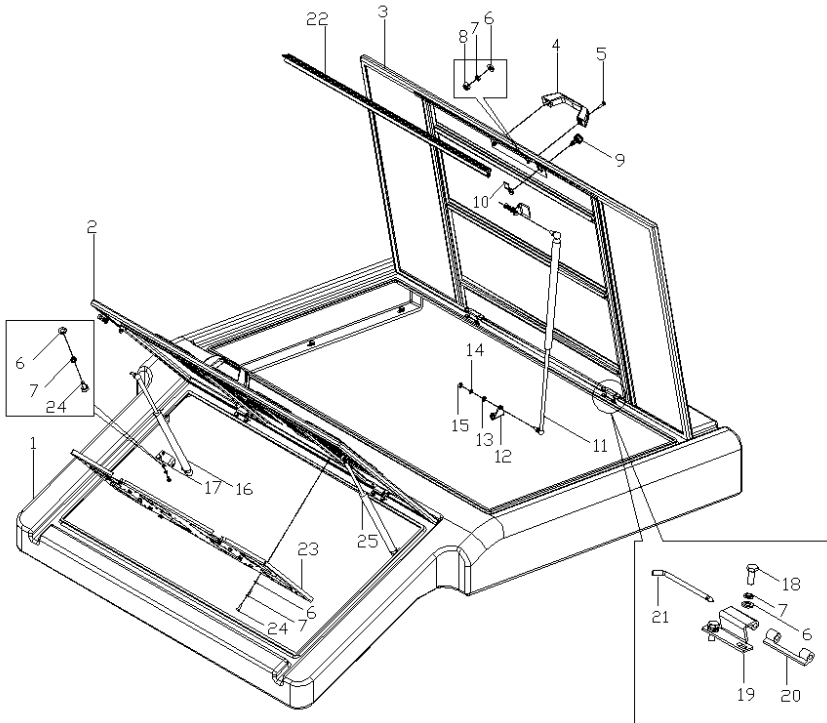
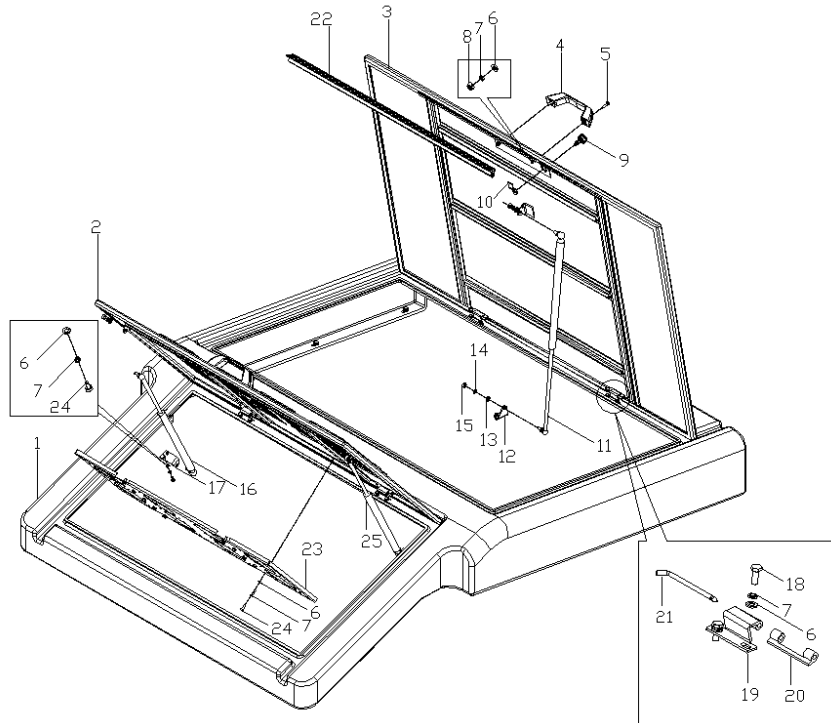


图 3-3 机罩总成
Fig.3-3 Hood assembly

Ⓐ CPD160-AXZ4 Ⓑ CPD140-AXZ4 Ⓒ CPD120-AXZ4
Ⓓ CPD120-AXC4 Ⓔ CPD140-AXC4 Ⓕ CPD160-AXC4

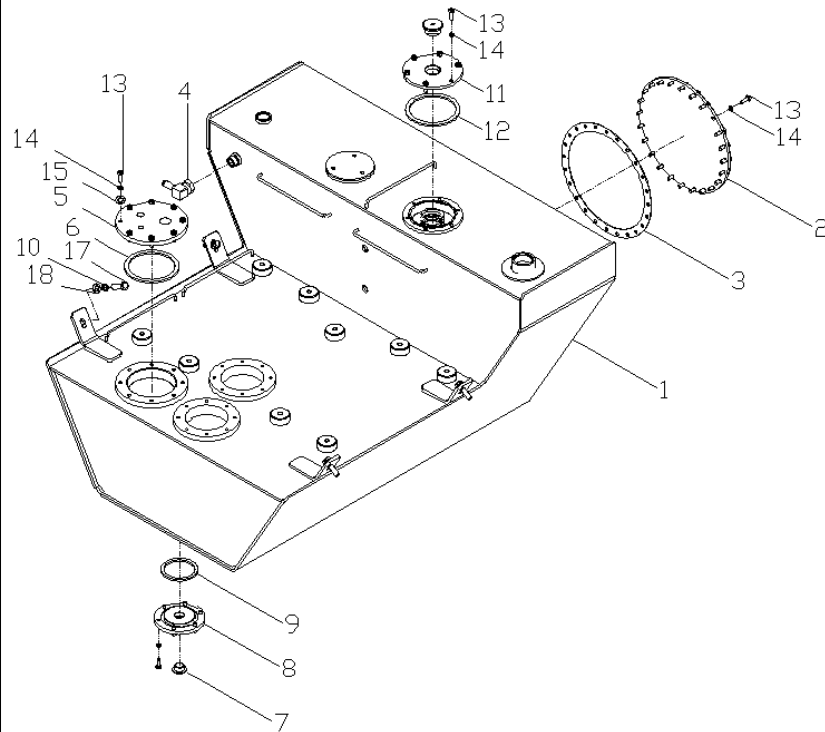


| 序号 Item | 物料码 Code No. | 名称 Description | 数量 Qty | 备注或适用车型 Remarks Or Serial No. |
|------------|-------------------|---------------------------------|-----------|----------------------------------|
| 11 | AP1200-430400-001 | 前盖板带保险装置气弹簧 Front gas spring | 1 | Ⓒ Ⓓ |
| 11 | AP1600-430400-001 | 前盖板带保险装置气弹簧 Front gas spring | 1 | Ⓑ Ⓔ Ⓐ Ⓕ |
| 12 | AP1600-430002-000 | 气弹簧支架 1 Gas spring bracket 1 | 1 | |
| 13 | G0097P1-000008-00 | 垫圈 8 Washer 8 | 6 | |
| 14 | G000093-000008-00 | 垫圈 8 Washer 8 | 6 | |
| 15 | G006170-000008-00 | 螺母 M8 Nut M8 | 6 | |
| 16 | AP1600-430500-000 | 后盖板气弹簧 Rear gas spring | 2 | |
| 17 | AP1600-430003-000 | 气弹簧支架 2 Gas spring bracket 2 | 2 | |
| 18 | G005783-006016-00 | 螺栓 M6×16 Bolt M6×16 | 10 | |
| 19 | AP1600-430004-000 | 折弯板 Bending plate | 4 | |
| 20 | AP1600-430006-000 | 橡胶垫 Rubber mat | 4 | |
| 21 | AP1600-430005-000 | 轴 Axis | 4 | |
| 22 | AP1600-430007-000 | 橡胶卡条 Rubber stopper | 2 | |
| 23 | AP1600-430009-000 | 盖板 Cove plate | 1 | |
| 24 | G005783-006012-00 | 螺栓 M6×12 Bolt M6×12 | 12 | |

图 3-4 液压油箱总成

Fig.3-4 Hydraulic tank assembly

Ⓐ CPD160-AXZ4 Ⓑ CPD140-AXZ4 Ⓒ CPD120-AXZ4
 Ⓓ CPD120-AXC4 Ⓔ CPD140-AXC4 Ⓕ CPD160-AXC4

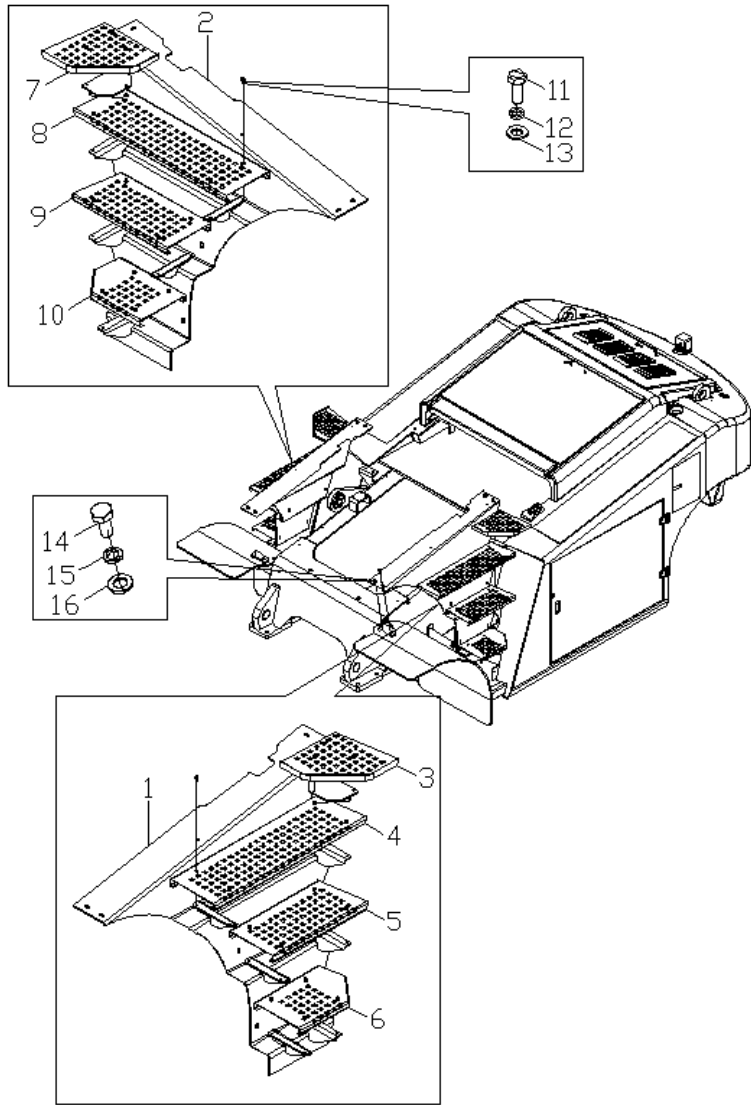


| 序号 Item | 物料码 Code No. | 名称 Description | 数量 Qty | 备注或适用车型 Remarks Or Serial No. |
|------------|---------------------|-----------------------------------|-----------|----------------------------------|
| 1 | AP1200-421000-000 | 液压油箱组件 Hydraulic tank assembly | 1 | 12.0t, 14.0t |
| 1 | AP1600-421000-000 | 液压油箱组件 Hydraulic tank assembly | 1 | 16.0t |
| 2 | AP1600-420100-000 | 清洗孔盖板法兰 Cleanig hole cover | 1 | |
| 3 | AP1600-420001-000 | 密封垫 Gasket | 1 | |
| 4 | GX160-400800-000 | 接头 Joint | 1 | |
| 5 | G250-420003-000 | 法兰盘 Flanges | 1 | |
| 6 | G001235-014005P7-00 | O 形密封圈 140×5.7 Ring | 1 | |
| 7 | G250-420006-000 | 堵头总成 Plug assembly | 1 | |
| 8 | G250-420001-000 | 法兰盘 Flanges | 1 | |
| 9 | G001235-009505P7-00 | O 形密封圈 95×5.7 Ring | 1 | |
| 10 | G000093-000012-00 | 垫圈 12 Washer | 4 | |
| 11 | G251-420008-000 | 法兰盘 Flanges | 1 | |
| 12 | G3452P1-01183P55-00 | O 形密封圈 118×3.55 Ring | 1 | |
| 13 | G005783-008025-00 | 螺栓 M8×25 Bolt | 38 | |
| 14 | G000093-000008-00 | 垫圈 8 Washer | 44 | |

图 3-5 踏板及灯架

Fig.3-5 Treads and lamp bracket

Ⓐ CPD160-AXZ4 Ⓑ CPD140-AXZ4 Ⓒ CPD120-AXZ4
 Ⓓ CPD120-AXC4 Ⓔ CPD140-AXC4 Ⓕ CPD160-AXC4



| 序号 Item | 物料码 Code No. | 名称 Description | 数量 Qty | 备注或适用车型 Remarks Or Serial No. |
|------------|-------------------|--------------------------------|-----------|----------------------------------|
| 1 | AP1600-401000-000 | 左踏板支架总成 Left pedal bracket | 1 | |
| 2 | AP1600-402000-000 | 右踏板支架总成 Right pedal bracket | 1 | |
| 3 | AP1600-400060-000 | 踏板 1 Pedal 1 | 1 | |
| 4 | AP1600-400013-000 | 踏板 3 Pedal 3 | 1 | |
| 5 | AP1600-400015-000 | 踏板 5 Pedal 5 | 1 | |
| 6 | AP1600-400017-000 | 踏板 7 Pedal 7 | 1 | |
| 7 | AP1600-400070-000 | 踏板 2 Pedal 2 | 1 | |
| 8 | AP1600-400014-000 | 踏板 4 Pedal 4 | 1 | |
| 9 | AP1600-400016-000 | 踏板 6 Pedal 6 | 1 | |
| 10 | AP1600-400018-000 | 踏板 8 Pedal 8 | 1 | |
| 11 | GT070P2-006016-01 | 螺钉 M6×16 Screw M6×16 | 30 | |
| 12 | G000093-000006-00 | 垫圈 6 Washer 6 | 30 | |
| 13 | G0097P1-000006-00 | 垫圈 6 Washer 6 | 30 | |
| 14 | G005783-008030-00 | 螺栓 M8×30 Bolt M8×30 | 4 | |
| 15 | G000093-000008-00 | 垫圈 8 Washer 8 | 4 | |

图 3-8 门盖板

Fig.3-8 Door cover

- Ⓐ CPD160-AXZ4 Ⓑ CPD140-AXZ4 Ⓒ CPD120-AXZ4
Ⓓ CPD120-AXC4 Ⓔ CPD140-AXC4 Ⓕ CPD160-AXC4

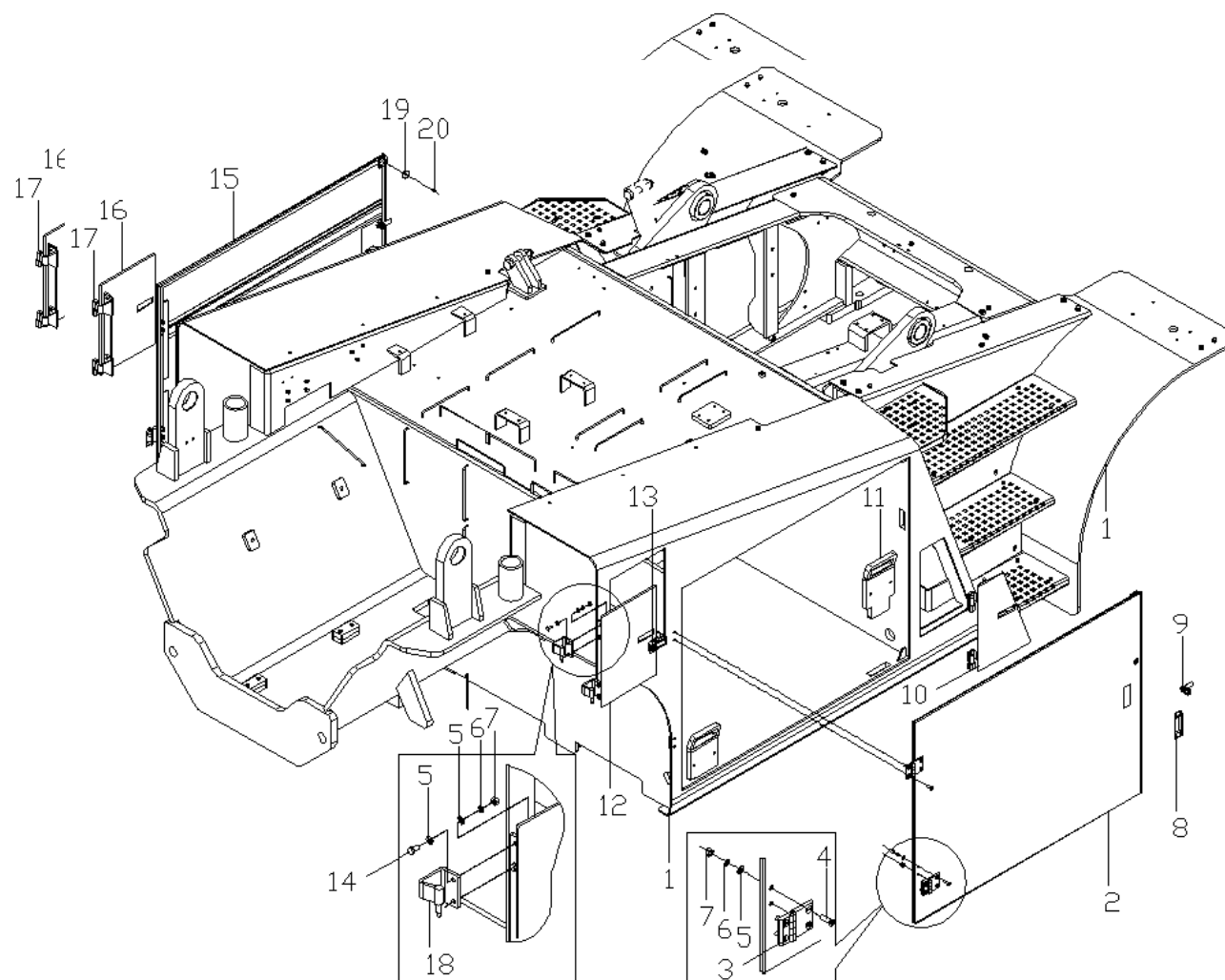
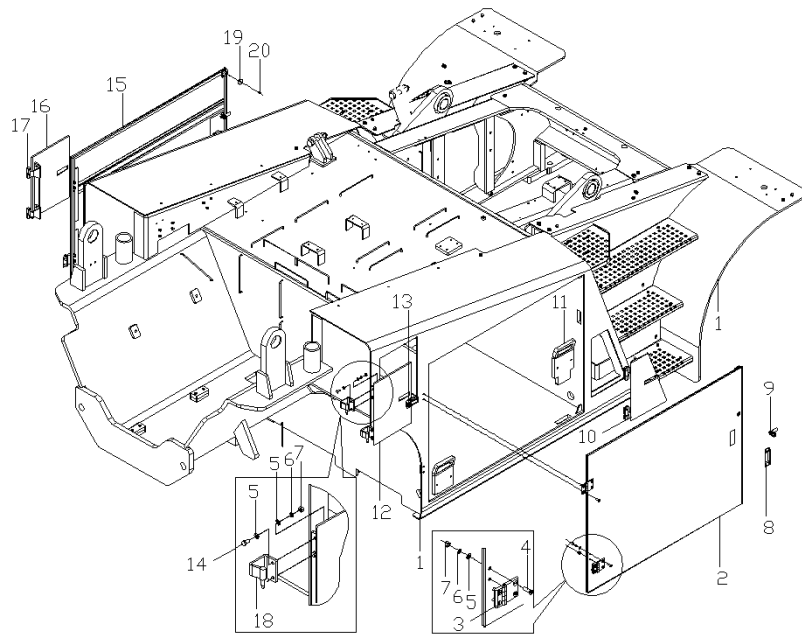


图 3-8 门盖板

Fig.3-8 Door cover

Ⓐ CPD160-AXZ4 Ⓑ CPD140-AXZ4 Ⓒ CPD120-AXZ4
 Ⓓ CPD120-AXC4 Ⓔ CPD140-AXC4 Ⓕ CPD160-AXC4

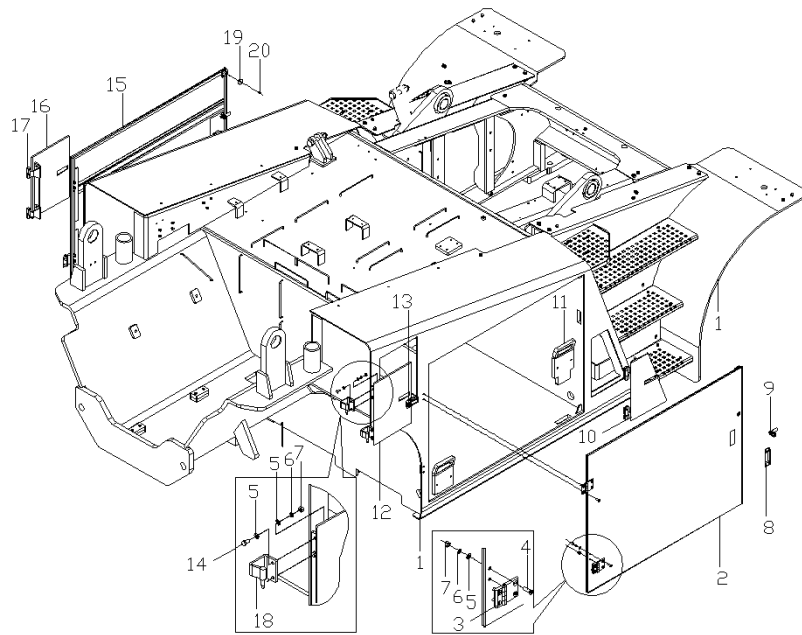


| 序号 Item | 物料码 Code No. | 名称 Description | 数量 Qty | 备注或适用车型 Remarks Or Serial No. |
|------------|-------------------|-----------------------------|-----------|----------------------------------|
| 1 | AP1200-410000-000 | 车架总成 Frame assembly | 1 | 12.0t |
| 1 | AP1400-410000-000 | 车架总成 Frame assembly | 1 | 14.0t |
| 1 | AP1600-410000-000 | 车架总成 Frame assembly | 1 | 16.0t |
| 2 | AP1200-400200-000 | 右门组件 Right door assembly | 1 | 12.0t |
| 2 | AP1400-400200-000 | 右门组件 Right door assembly | 1 | 14.0t |
| 2 | AP1600-400200-000 | 右门组件 Right door assembly | 1 | 16.0t |
| 3 | AP1600-400800-000 | 合页 Hinge | 4 | |
| 4 | G002673-008020-00 | 螺钉 M8×20 Screw | 16 | |
| 5 | G0097P1-000006-00 | 垫圈 8 Washer | 40 | |
| 6 | G000093-000006-00 | 垫圈 8 Washer | 20 | |
| 7 | G006170-000008-00 | 螺母 M8 Nut | 20 | |
| 8 | JD201-401005-000 | 拉手 Handle | 2 | |
| 9 | AP1600-430001-000 | 门锁 Door lock | 2 | |
| 10 | AP1600-400500-000 | 倾翻泵盖板 Tipping pump cover | 1 | |
| 11 | AP1600-400021-000 | 挡板 Baffle | 4 | |

图 3-8 门盖板

Fig.3-8 Door cover

Ⓐ CPD160-AXZ4 Ⓑ CPD140-AXZ4 Ⓒ CPD120-AXZ4
 Ⓓ CPD120-AXC4 Ⓔ CPD140-AXC4 Ⓕ CPD160-AXC4



| 序号 Item | 物料码 Code No. | 名称 Description | 数量 Qty | 备注或适用车型 Remarks Or Serial No. |
|------------|-------------------|--------------------------------|-----------|----------------------------------|
| 12 | AP1600-400400-000 | 右盖板 Right cover plate | 1 | |
| 13 | C2-32-15-3-G00 | 杠杆锁 Lever lock | 3 | |
| 14 | G005783-008025-00 | 螺栓 M8×25 Bolt M8×25 | 12 | |
| 15 | AP1600-400100-000 | 左门组件 Left door assembly | 1 | |
| 16 | AP1600-400300-000 | 左盖板 Left cover plate | 1 | |
| 17 | AP1600-400050-000 | 转动组件 Rotating assembly L | 2 | |
| 18 | AP1600-400080-000 | 右侧门旋转组件 Rotating assembly R | 2 | |
| 19 | AP1200-400023-000 | 磁铁 Magnet | 4 | |
| 20 | G000068-004006-00 | 螺钉 M4×6 Screw M4×6 | 4 | |
| | | | | |
| | | | | |
| | | | | |
| | | | | |
| | | | | |
| | | | | |
| | | | | |

图 3-9 配重
Fig.3-9 counterweight

Ⓐ CPD160-AXZ4 Ⓑ CPD140-AXZ4 Ⓒ CPD120-AXZ4
Ⓓ CPD120-AXC4 Ⓔ CPD140-AXC4 Ⓕ CPD160-AXC4

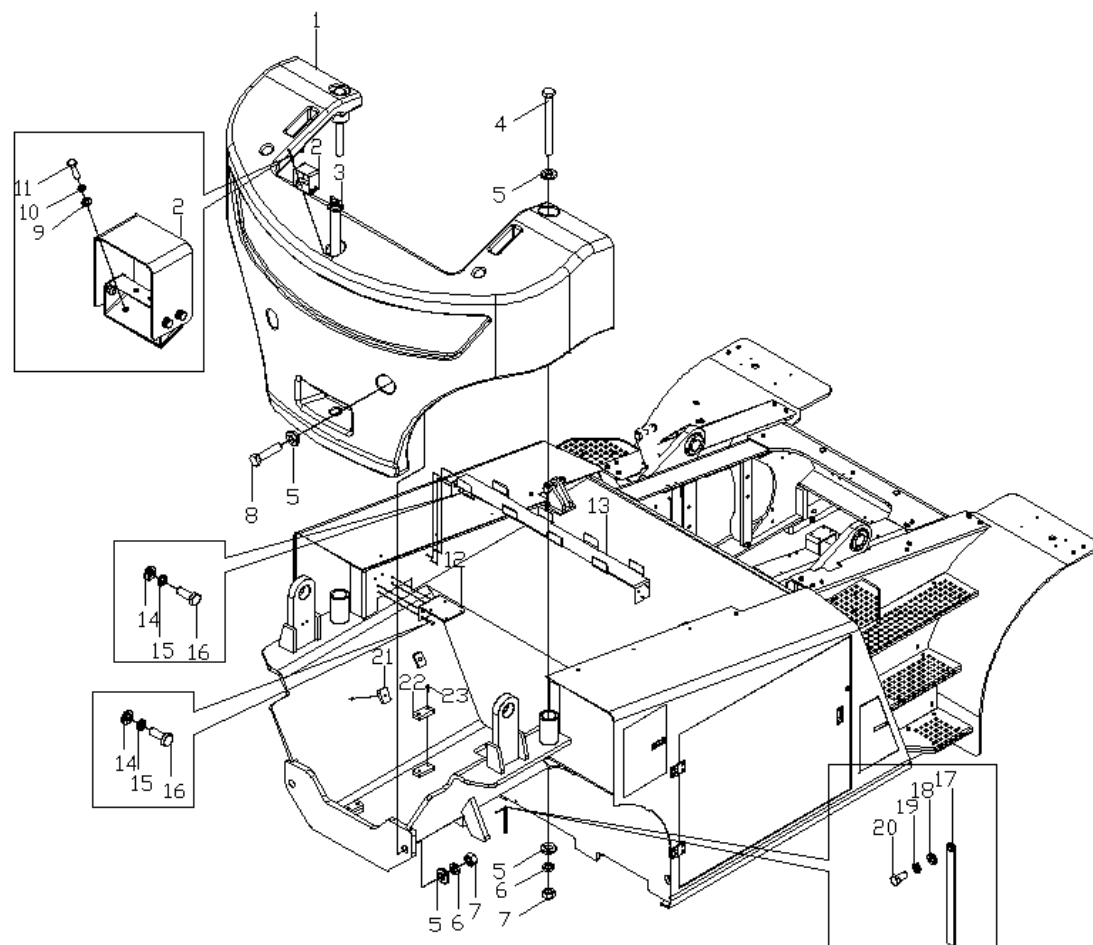
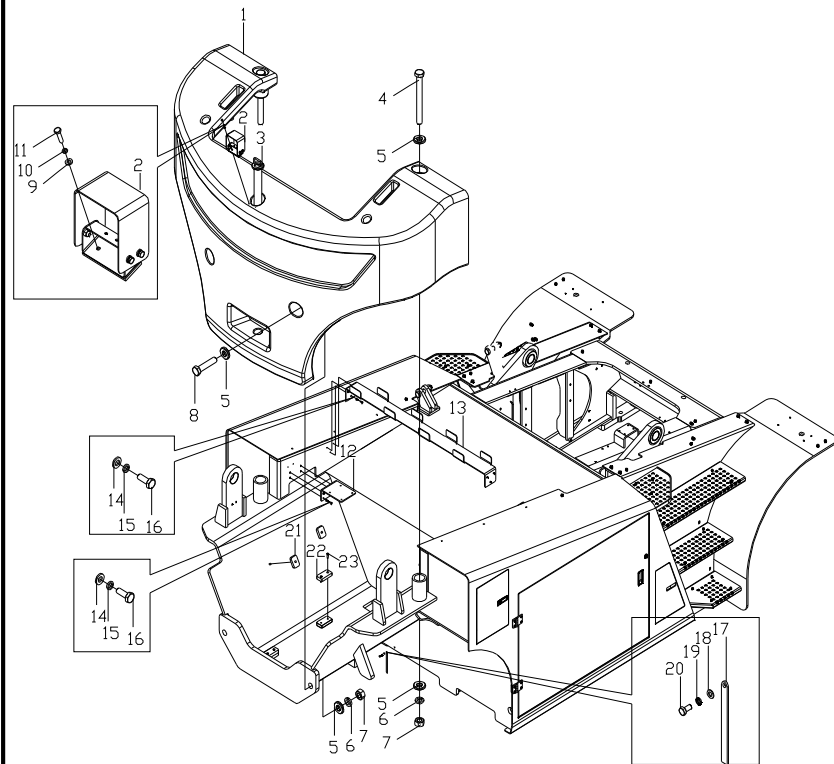


图 3-9 配重

Fig.3-9 counterweight

Ⓐ CPD160-AXZ4 Ⓑ CPD140-AXZ4 Ⓒ CPD120-AXZ4
 Ⓓ CPD120-AXC4 Ⓔ CPD140-AXC4 Ⓕ CPD160-AXC4

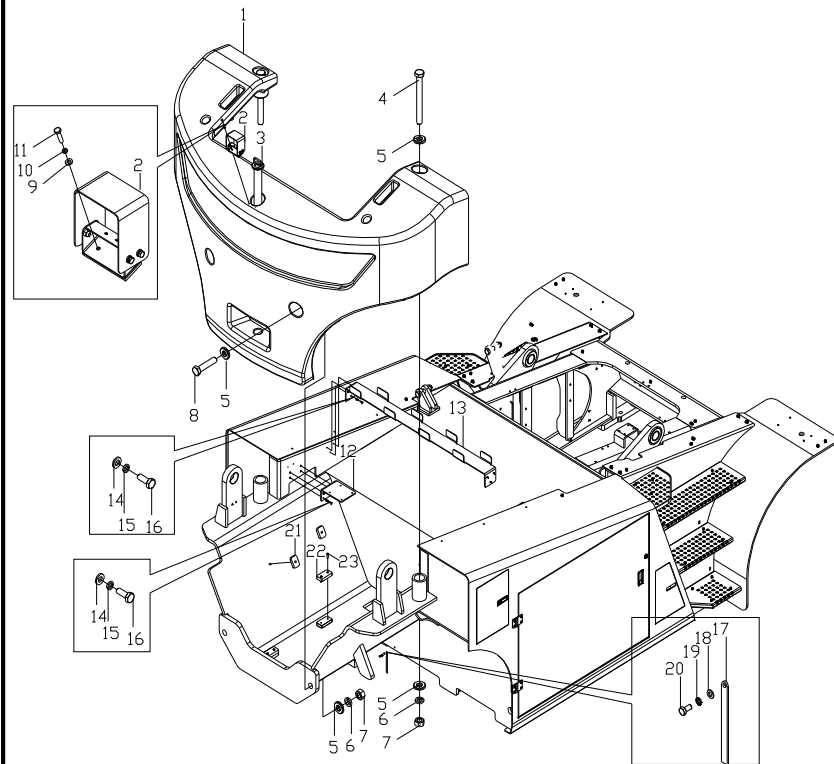


| 序号 Item | 物料码 Code No. | 名称 Description | 数量 Qty | 备注或适用车型 Remarks Or Serial No. |
|------------|-------------------|---------------------------|-----------|----------------------------------|
| 1 | AP1200-400002-000 | 配重 Counterweight | 1 | 12.0t |
| 1 | AP1600-400002-000 | 配重 Counterweight | 1 | 14.0t, 16.0t |
| 2 | AP1600-406000-000 | 摄像头支架总成 Camera bracket | 1 | |
| 3 | AP1600-400900-000 | 拖重销 Drag pin | 1 | |
| 4 | G005782-036320-00 | 六角头螺栓 M36×320 Bolt | 2 | |
| 5 | 80DH-000001 | 垫圈 washer | 8 | |
| 6 | G007244-000036-00 | 垫圈 36 washer | 4 | |
| 7 | G006170-000036-00 | 螺母 M36 Nut | 4 | |
| 8 | G005782-036160-00 | 螺栓 M36×160 Bolt | 2 | |
| 9 | G0097P1-000006-00 | 垫圈 6 Washer | 2 | |
| 10 | G000093-000006-00 | 垫圈 6 Washer | 2 | |
| 11 | G005783-006025-00 | 螺栓 M6×25 Bolt | 2 | |
| 12 | AP1600-408000-000 | 支架组件 Bracket assembly | 1 | |
| 13 | AP1600-400022-000 | 线槽 Trunking | 1 | |
| 14 | G0097P1-000008-00 | 垫圈 8 Washer | 10 | |

图 3-9 配重

Fig.3-9 counterweight

Ⓐ CPD160-AXZ4 Ⓑ CPD140-AXZ4 Ⓒ CPD120-AXZ4
 Ⓓ CPD120-AXC4 Ⓔ CPD140-AXC4 Ⓕ CPD160-AXC4



| 序号 Item | 物料码 Code No. | 名称 Description | 数量 Qty | 备注或适用车型 Remarks Or Serial No. |
|------------|-------------------|----------------------------|-----------|----------------------------------|
| 15 | G000093-000008-00 | 垫圈 8 Washer | 10 | |
| 16 | G005783-008020-00 | 螺栓 M8×20 Bolt | 10 | |
| 17 | XR700-100901-500 | 导静电带 Electrostatic tape | 1 | |
| 18 | G0097P1-000006-00 | 垫圈 6 Washer | 1 | |
| 19 | G0097P1-000006-00 | 垫圈 6 Washer | 1 | |
| 20 | G005783-006020-00 | 螺栓 M6×20 Bolt | 1 | |
| 21 | AP1600-400005-000 | 橡胶垫一 Rubber pad I | 4 | |
| 22 | AP1600-400006-000 | 橡胶垫二 Rubber pad II | 4 | |
| 23 | G000070-008025-00 | 螺钉 M8×25 Screw | 8 | |
| | | | | |
| | | | | |
| | | | | |
| | | | | |
| | | | | |
| | | | | |
| | | | | |
| | | | | |
| | | | | |

第四部分 操纵系统

Part IV Control system

Ⓐ CPD160-AXZ4

Ⓑ CPD140-AXZ4

Ⓒ CPD120-AXZ4

Ⓓ CPD120-AXC4

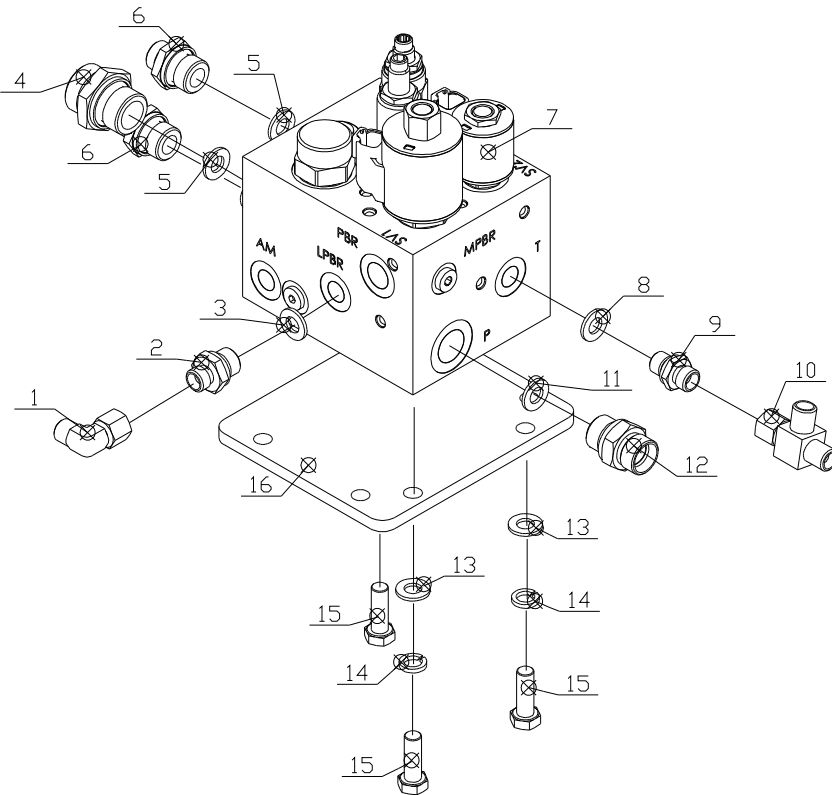
Ⓔ CPD140-AXC4

Ⓕ CPD160-AXC4

| 序号 Item | 名称 Description | 适用车型 Serial No. | 页码 Page |
|------------------|-------------------------------------|--------------------|------------|
| 图 4-1 Fig.4-1 | 制动充液阀 Brake filling valve | Ⓐ Ⓑ Ⓒ Ⓓ Ⓔ Ⓕ | 4-1 |
| 图4-2 Fig.4-2 | 制动管路 Braking line | Ⓐ Ⓑ Ⓒ Ⓓ Ⓔ Ⓕ | 4-3 |
| 图4-3 Fig.4-3 | 前桥阀块总成 Front axle valve assembly | Ⓐ Ⓑ Ⓒ Ⓓ Ⓔ Ⓕ | 4-5 |
| 图4-4 Fig.4-4 | 冷却管路 Cooling line | Ⓐ Ⓑ Ⓒ Ⓓ Ⓔ Ⓕ | 4-7 |
| 图4-5 Fig.4-5 | 前桥管路 Front axle pipeline | Ⓐ Ⓑ Ⓒ Ⓓ Ⓔ Ⓕ | 4-9 |
| 图4-6 Fig.4-6 | 蓄能器管路 Accumulator pipeline | Ⓐ Ⓑ Ⓒ Ⓓ Ⓔ Ⓕ | 4-11 |
| 图4-7 Fig.4-7 | 加速器 Accelerator | Ⓐ Ⓑ Ⓒ Ⓓ Ⓔ Ⓕ | 4-14 |

图 4-1 制动充液阀
Fig.4-1 Brake filling valve

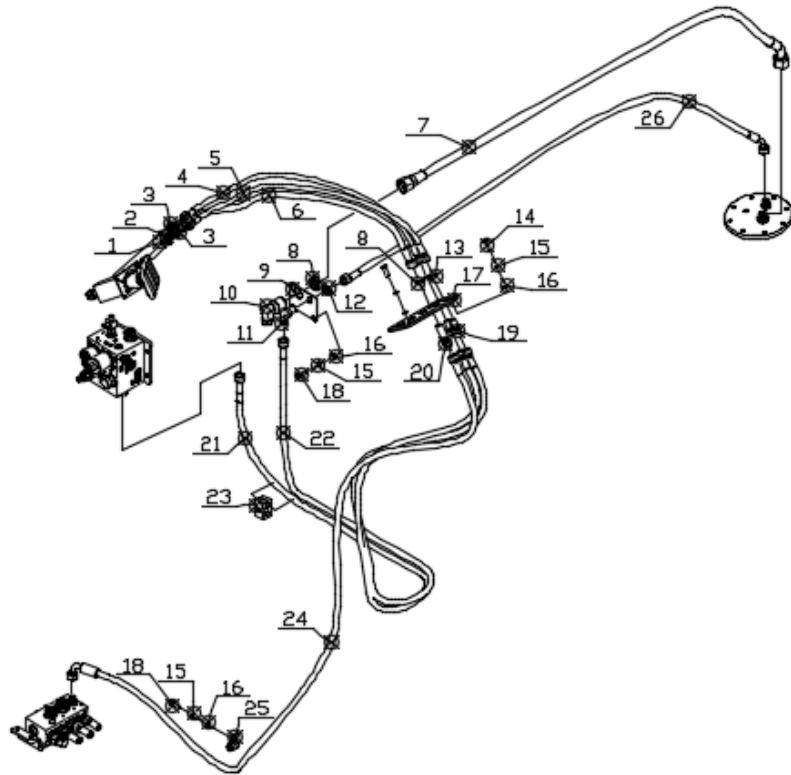
Ⓐ CPD160-AXZ4 Ⓑ CPD140-AXZ4 Ⓒ CPD120-AXZ4
Ⓓ CPD120-AXC4 Ⓔ CPD140-AXC4 Ⓕ CPD160-AXC4



| 序号 Item | 物料码 Part No. | 名称 Description | 数量 Qty | 备注或适用车型 Remarks Or Serial No. |
|------------|--------------------|------------------------------|-----------|----------------------------------|
| 1 | G320-610102-100 | 直接接头 Straight pipe union | 1 | |
| 2 | G250K8-616201-000 | 管接头 Union joint | 1 | |
| 3 | G250-612112-000 | 密封胶垫 Gasket | 1 | |
| 4 | G250-612051-000 | 管接头 Union joint | 1 | |
| 5 | G250-612022-000 | 密封胶垫 Gasket | 3 | |
| 6 | G250-612091-000 | 管接头 Union joint | 1 | |
| 7 | G460-523401-000 | 制动充液阀 Brake filling valve | 1 | |
| 8 | G250-6122062-000 | 密封胶垫 Gasket | 1 | |
| 9 | G250-612061-000 | 管接头 Union joint | 1 | |
| 10 | G250K8-610004-000 | 三通接头 Tee coupling | 1 | |
| 11 | G250-612042-000 | 密封胶垫 Gasket | 1 | |
| 12 | G250-612041-000 | 管接头 Union joint | 1 | |
| 13 | G0097P1-000010-000 | 垫圈 10 Washer 10 | 3 | |
| 14 | G000093-000010-000 | 垫圈 10 Washer 10 | 3 | |
| 15 | G005783-010030-000 | 螺栓M10×30 Bolt M10 × 30 | 3 | |

图 4-2 制动管路
Fig.4-2 Braking line

Ⓐ CPD160-AXZ4 Ⓑ CPD140-AXZ4 Ⓒ CPD120-AXZ4
Ⓓ CPD120-AXC4 Ⓔ CPD140-AXC4 Ⓕ CPD160-AXC4

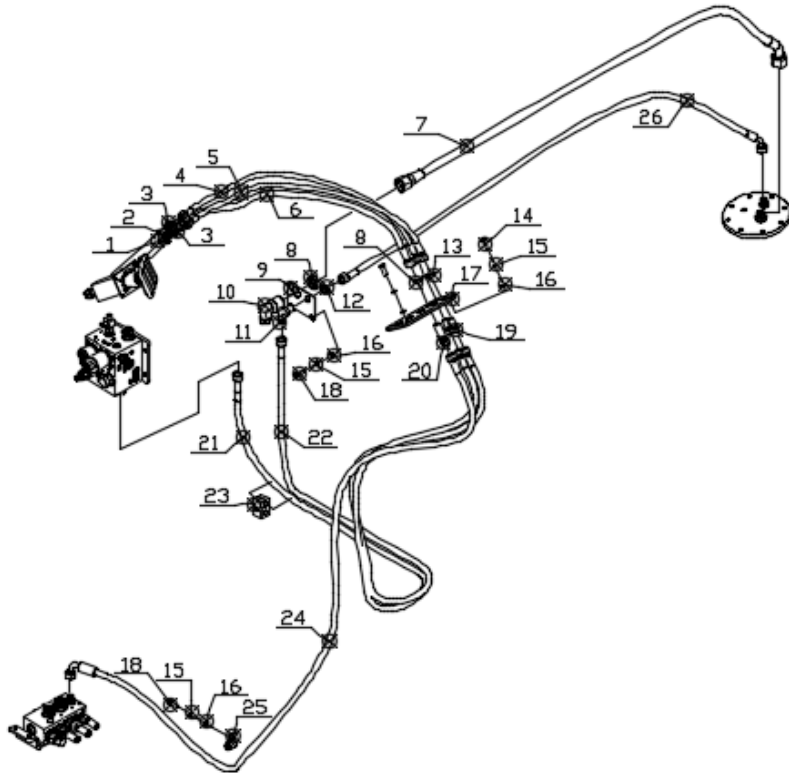


| 序号 Item | 代号 Part No. | 名称 Description | 数量 Qty | 备注或适用车型 Remarks Or Serial No. |
|------------|-------------------|------------------------|-----------|----------------------------------|
| 1 | G250-612062-000 | 密封胶垫 Gasket | 3 | |
| 2 | G250-521021-000 | 管接头 Union joint | 1 | |
| 3 | G320-523101-000 | 管接头 Union joint | 2 | |
| 4 | AP1600-524100-000 | 胶管总成 Hose assembly | 1 | |
| 5 | AP1600-524200-000 | 胶管总成 Hose assembly | 1 | |
| 6 | AP1600-524300-000 | 胶管总成 Hose assembly | 1 | |
| 7 | AP1200-524700-000 | 胶管总成 Hose assembly | 1 | Ⓒ Ⓓ |
| 7 | AP1400-524700-000 | 胶管总成 Hose assembly | 1 | Ⓑ Ⓔ |
| 7 | AP1600-524700-000 | 胶管总成 Hose assembly | 1 | Ⓐ Ⓕ |
| 8 | G250-640002-000 | 锁紧螺母 Locknut | 1 | |
| 9 | AP1600-524003-000 | 支架 Support | 1 | |
| 10 | AP1600-524006-000 | 直角接头 Angle coupling | 1 | |
| 11 | AP1600-524004-000 | 直角接头 Angle coupling | 1 | |
| 12 | G250-660002-000 | 锁紧螺母 Locknut | 1 | |
| 13 | G250-522002-000 | 锁紧螺母 Locknut | 2 | |

图 4-2 制动管路

Fig.4-2 Braking line

Ⓐ CPD160-AXZ4 Ⓑ CPD140-AXZ4 Ⓒ CPD120-AXZ4
 Ⓓ CPD120-AXC4 Ⓔ CPD140-AXC4 Ⓕ CPD160-AXC4

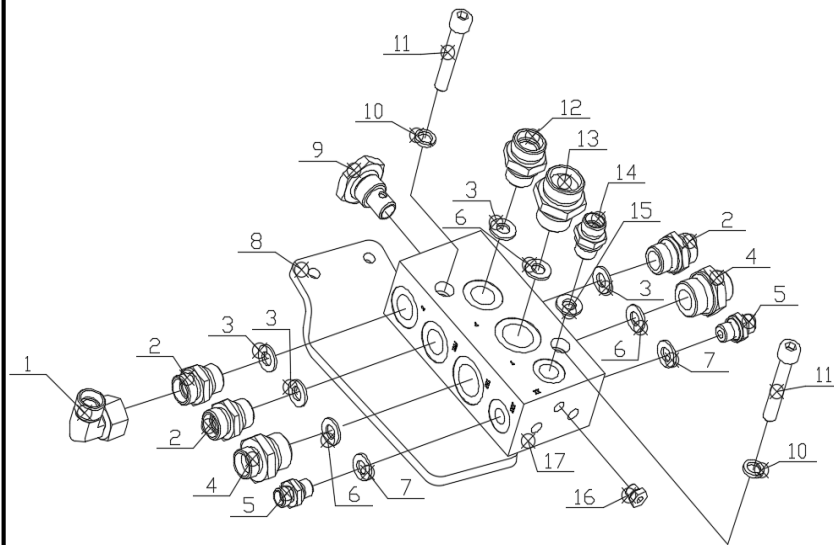


| 序号 Item | 代号 Part No. | 名称 Description | 数量 Qty | 备注或适用车型 Remarks Or Serial No. |
|------------|-------------------|--------------------------|-----------|----------------------------------|
| 14 | G005783-008020-00 | 螺栓M8×20 Bolt M8 × 20 | 2 | |
| 15 | G000093-000008-00 | 垫圈8 Washer 8 | 5 | |
| 16 | G0097P1-000008-00 | 垫圈 8 Washer 8 | 5 | |
| 17 | AP1600-524002-000 | 板 Board | 1 | |
| 18 | G005783-008016-00 | 螺栓 M8×16 Bolt M8 × 16 | 3 | |
| 19 | G320-610001-000 | 管接头 Union joint | 2 | |
| 20 | AP1600-524001-000 | 管接头 Union joint | 1 | |
| 21 | AP1600-524400-000 | 胶管总成 Hose assembly | 1 | |
| 22 | AP1600-524500-000 | 胶管总成 Hose assembly | 1 | |
| 23 | BT425-640002-000 | 管夹 Pipe clamp | 3 | |
| 24 | AP1600-524600-000 | 胶管总成 Hose assembly | 1 | |
| 25 | AP1600-524005-000 | 管夹 Pipe clamp | 1 | |
| 26 | AP1200-524800-000 | 胶管总成 Hose assembly | 1 | Ⓒ Ⓓ |
| 26 | AP1400-524800-000 | 胶管总成 Hose assembly | 1 | Ⓑ Ⓔ |
| 26 | AP1600-524800-000 | 胶管总成 Hose assembly | 1 | Ⓐ Ⓕ |

图 4-3 前桥阀块总成

Fig.4-3 Front axle valve assembly

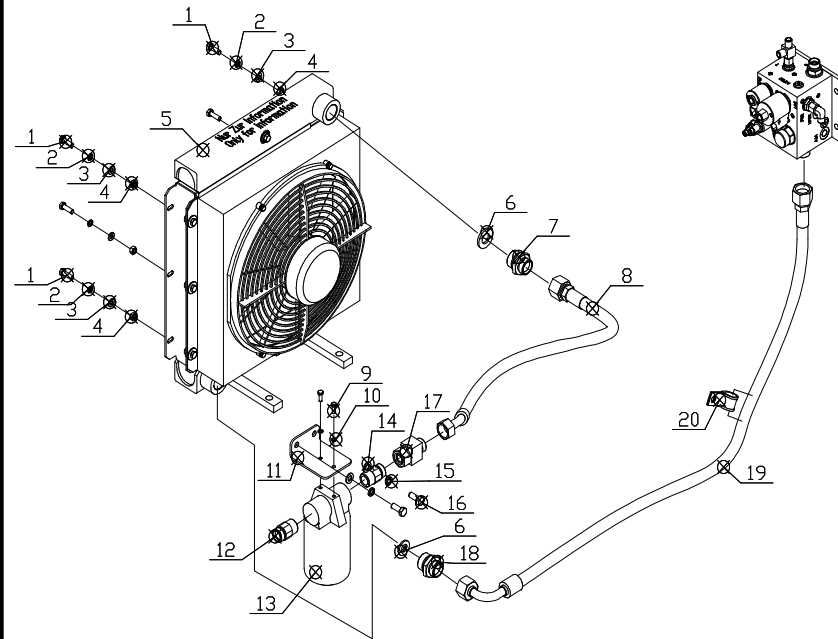
Ⓐ CPD160-AXZ4 Ⓑ CPD140-AXZ4 Ⓒ CPD120-AXZ4
 Ⓓ CPD120-AXC4 Ⓔ CPD140-AXC4 Ⓕ CPD160-AXC4



| 序号 Item | 物料码 Part No. | 名称 Description | 数量 Qty | 备注或适用车型 Remarks Or Serial No. |
|------------|-------------------|-----------------------------|-----------|----------------------------------|
| 1 | G460-633001-000 | 直角接头 Angle coupling | 1 | |
| 2 | G250-612041-000 | 管接头 Union joint | 3 | |
| 3 | G250-612042-000 | 密封胶垫 Gasket | 4 | |
| 4 | G250K8-612021-000 | 管接头 Union joint | 2 | |
| 5 | G250-612061-000 | 管接头 Union joint | 2 | |
| 6 | G250-612022-000 | 密封胶垫 Gasket | 3 | |
| 7 | G250-612062-000 | 密封胶垫 Gasket | 2 | |
| 8 | AP1600-521110-000 | 安装板总成 Mounting board | 1 | |
| 9 | GX164-522902-000 | 单向阀 Check valve | 1 | |
| 10 | G000093-000010-00 | 垫圈 10 Washer 10 | 2 | |
| 11 | G000070-010060-00 | 螺钉 M10×60 Screw M10 × 60 | 2 | |
| 12 | G250K8-521211-000 | 管接头 Union joint | 1 | |
| 13 | G250-612051-000 | 管接头 Union joint | 1 | |
| 14 | G250-612111-000 | 管接头 Union joint | 1 | |
| 15 | G250-612112-000 | 密封胶垫 Gasket | 1 | |

图 4-4 冷却管路
Fig.4-4 Cooling line

Ⓐ CPD160-AXZ4 Ⓑ CPD140-AXZ4 Ⓒ CPD120-AXZ4
Ⓓ CPD120-AXC4 Ⓔ CPD140-AXC4 Ⓕ CPD160-AXC4

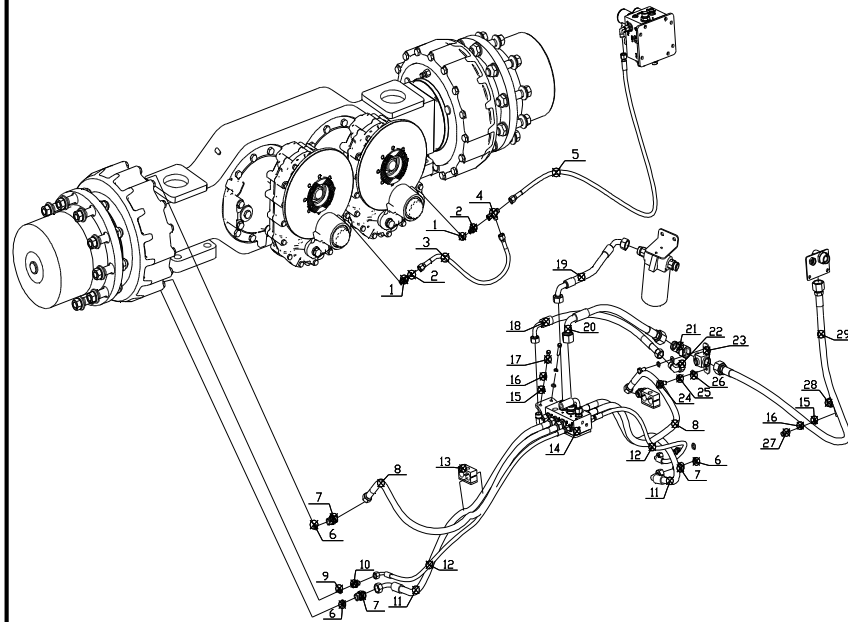


| 序号 Item | 物料码 Part No. | 名称 Description | 数量 Qty | 备注或适用车型 Remarks Or Serial No. |
|------------|-------------------|--------------------------|-----------|----------------------------------|
| 1 | G005783-008025-00 | 螺栓 M8×25 Bolt M8 × 25 | 6 | |
| 2 | G000093-000008-00 | 垫圈 8 Washer 8 | 6 | |
| 3 | G0097P1-000008-00 | 垫圈 8 Washer 8 | 6 | |
| 4 | G006170-000008-00 | 螺母 M8 Nut M8 | 6 | |
| 5 | G460-525401-000 | 冷却器 Chiller | 1 | |
| 6 | G250-612012-000 | 密封胶垫 Gasket | 2 | |
| 7 | G250-612081-000 | 管接头 Union joint | 1 | |
| 8 | AP1600-523100-000 | 胶管总成 Hose assembly | 1 | |
| 9 | G005783-006016-00 | 螺栓 M6×16 Bolt M6 × 16 | 2 | |
| 10 | G000093-000006-00 | 垫圈 6 Washer 6 | 2 | |
| 11 | G161-535006-000 | 支架 Support | 1 | |
| 12 | G250K8-525201-000 | 管接头 Union joint | 2 | |
| 13 | SP-06×10-G00 | 滤油器 Oil filter | 1 | |
| 14 | G0097P1-000010-00 | 垫圈 10 Washer 10 | 2 | |
| 15 | G000093-000010-00 | 垫圈 10 Washer 10 | 2 | |

图 4-5 前桥管路

Fig.4-5 Front axle pipeline

Ⓐ CPD160-AXZ4 Ⓑ CPD140-AXZ4 Ⓒ CPD120-AXZ4
 Ⓓ CPD120-AXC4 Ⓔ CPD140-AXC4 Ⓕ CPD160-AXC4



| 序号 Item | 物料码 Part No. | 名称 Description | 数量 Qty | 备注或适用车型 Remarks Or Serial No. |
|------------|-------------------|---|-----------|----------------------------------|
| 1 | G250-631202-000 | 密封胶垫 Sealing pad | 2 | |
| 2 | G250-631201-000 | 管接头 Joint | 2 | |
| 3 | AP1600-521900-000 | 胶管总成 Hose assembly | 1 | |
| 4 | G250K8-610004-000 | 三通接头 Tee coupling | 1 | |
| 5 | AP1600-521300-000 | 胶管总成 Hose assembly | 1 | |
| 6 | G250-521032-000 | 密封胶垫 Sealing pad | 4 | |
| 7 | G250-521031-000 | 管接头 Joint | 4 | |
| 8 | AP1600-521600-000 | 胶管总成 Hose assembly | 2 | |
| 9 | G250-612062-000 | 密封胶垫 Sealing pad | 2 | |
| 10 | G320-523101-000 | 管接头 Joint | 2 | |
| 11 | AP1600-521800-000 | 胶管总成 Hose assembly | 2 | |
| 12 | AP1600-521700-000 | 胶管总成 Hose assembly | 2 | |
| 13 | AP1600-521001-000 | 管夹 Pipe clamp | 2 | |
| 14 | AP1600-521100-000 | 前桥阀块总成 Frontaxlevalve assemblyFrontaxle | 1 | |
| 15 | G0097P1-000008-00 | 垫圈8 Gasket 8 | 3 | |

图 4-5 前桥管路
Fig.4-5 Front axle pipeline

Ⓐ CPD160-AXZ4 Ⓑ CPD140-AXZ4 Ⓒ CPD120-AXZ4
Ⓓ CPD120-AXC4 Ⓔ CPD140-AXC4 Ⓕ CPD160-AXC4

| 序号 Item | 物料码 Part No. | 名称 Description | 数量 Qty | 备注或适用车型 Remarks Or Serial No. |
|------------|-------------------|-------------------------------------|-----------|----------------------------------|
| 16 | G000093-000008-00 | 垫圈 8 Gasket 8 | 3 | |
| 17 | G005783-008035-01 | 螺栓 M8×35 Bolt M8 × 35 | 2 | |
| 18 | AP1600-521500-000 | 胶管总成 Hose assembly | 1 | |
| 19 | AP1600-521200-000 | 胶管总成 Hose assembly | 1 | |
| 20 | AP1600-521300-000 | 胶管总成 Hose assembly | 1 | |
| 21 | G460-620006-000 | 直角接头 Angle coupling | 1 | |
| 22 | G460-633001-000 | 直角接头 Angle coupling | 1 | |
| 23 | GX164-522010-000 | 三通接头总成 Three connection assembly | 1 | |
| 24 | G005783-010020-00 | 螺栓 M10×20 Bolt M10×20 | 2 | |
| 25 | G000093-000010-00 | 垫圈 10 Gasket 10 | 2 | |
| 26 | G0097P1-000010-00 | 垫圈 10 Gasket 10 | 2 | |
| 27 | G005783-008020-00 | 螺栓 M8×20 Bolt M8×20 | 1 | |
| 28 | AP1600-520001-000 | 管夹 pipe clamp | 1 | |
| 29 | AP1600-520100-000 | 胶管总成 Hose assembly | 1 | |

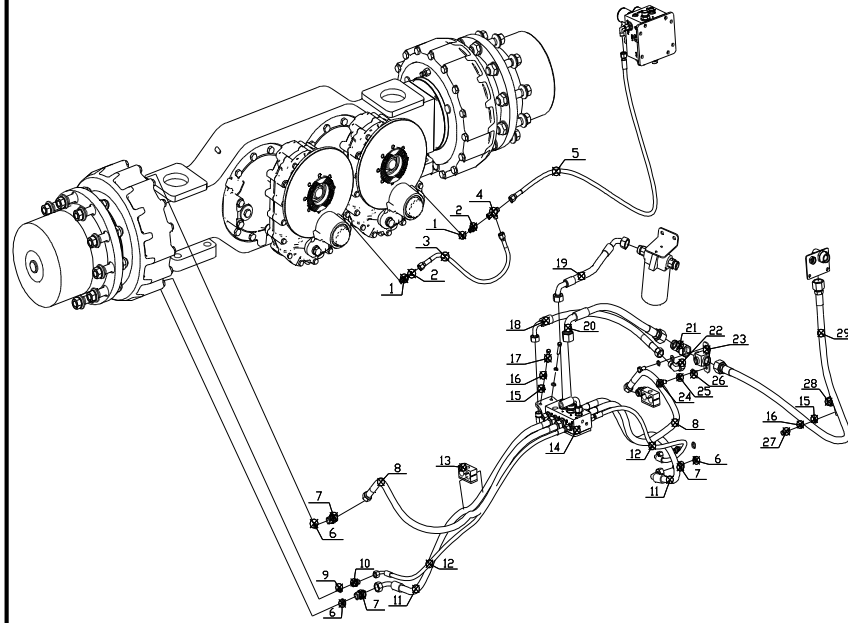
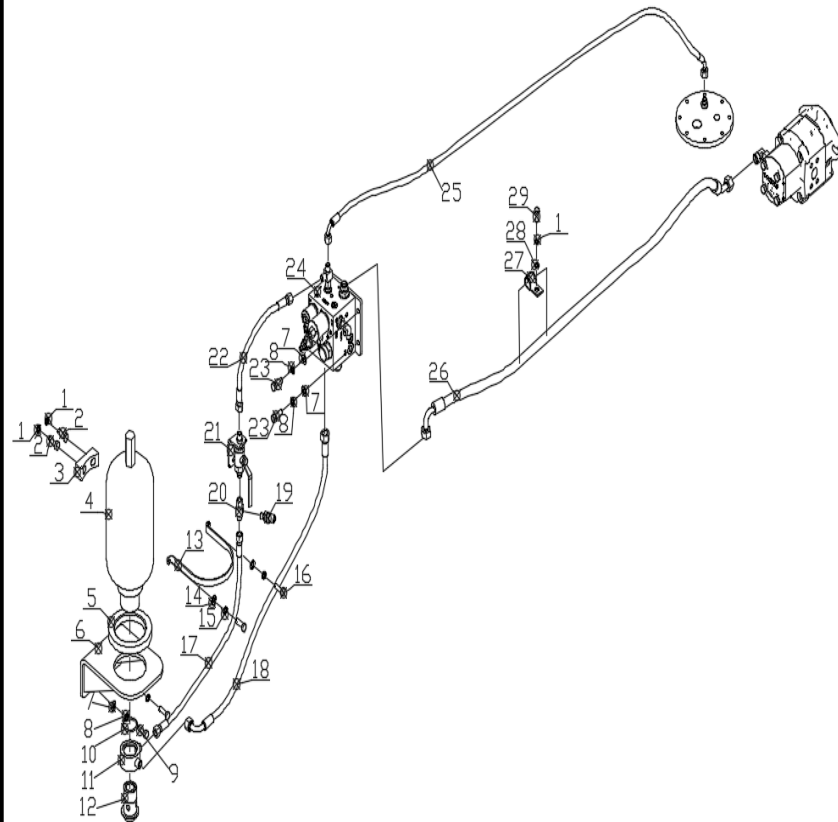


图 4-6 蓄能器管路
Fig.4-6 Accumulator pipeline

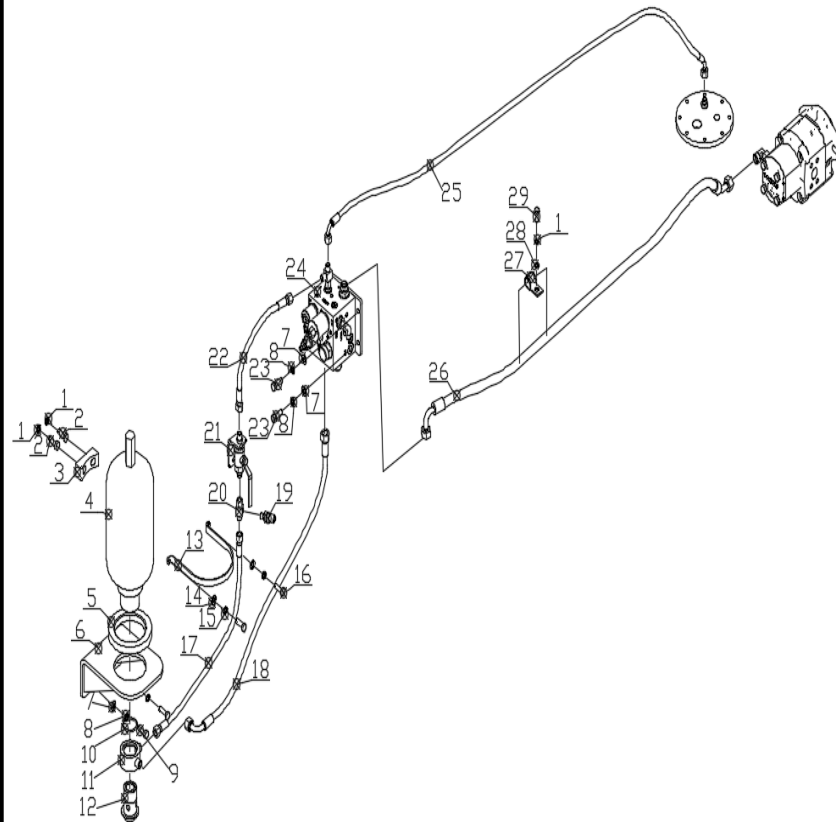
Ⓐ CPD160-AXZ4 Ⓑ CPD140-AXZ4 Ⓒ CPD120-AXZ4
Ⓓ CPD120-AXC4 Ⓔ CPD140-AXC4 Ⓕ CPD160-AXC4



| 序号 Item | 物料码 Part No. | 名称 Description | 数量 Qty | 备注或适用车型 Remarks Or Serial No. |
|------------|---------------------|----------------------------------|-----------|----------------------------------|
| 1 | G000093-000008-00 | 垫圈 8 Gasket 8 | 4 | |
| 2 | G000070-008025-00 | 螺钉 M8x25 Screw M8 × 25 | 2 | |
| 3 | G320-522003-000 | 橡胶块 Block rubber | 1 | |
| 4 | NXQ-L2.5/31.5-A-G00 | 蓄能器 Accumulator | 1 | |
| 5 | G161-532003-000 | 橡胶垫圈 Rubber washer | 1 | |
| 6 | AP1600-522020-000 | 支架总成 Support assembly | 1 | |
| 7 | G0097P1-000010-00 | 垫圈 10 Gasket 10 | 8 | |
| 8 | G000093-000010-00 | 垫圈 10 Gasket 10 | 8 | |
| 9 | G005783-010030-00 | 螺栓 M10x25 Bolt M10 × 25 | 4 | |
| 10 | G001235-005003P1-00 | O 形密封圈 50x3.1 O-ring 50 × 3.1 | 1 | |
| 11 | G168-532002-000 | 铰接接头体 Articulated joint body | 1 | |
| 12 | G320-522007-000 | 铰接螺栓 Link bolt | 1 | |
| 13 | G320-522002-000 | 抱箍 Anchor ear | 1 | |
| 14 | G0097P1-000006-00 | 垫圈6 Gasket6 | 2 | |
| 15 | G000093-000006-00 | 垫圈6 Gasket6 | 2 | |

图 4-6 蓄能器管路
Fig.4-6 Accumulator pipeline

Ⓐ CPD160-AXZ4 Ⓑ CPD140-AXZ4 Ⓒ CPD120-AXZ4
Ⓓ CPD120-AXC4 Ⓔ CPD140-AXC4 Ⓕ CPD160-AXC4

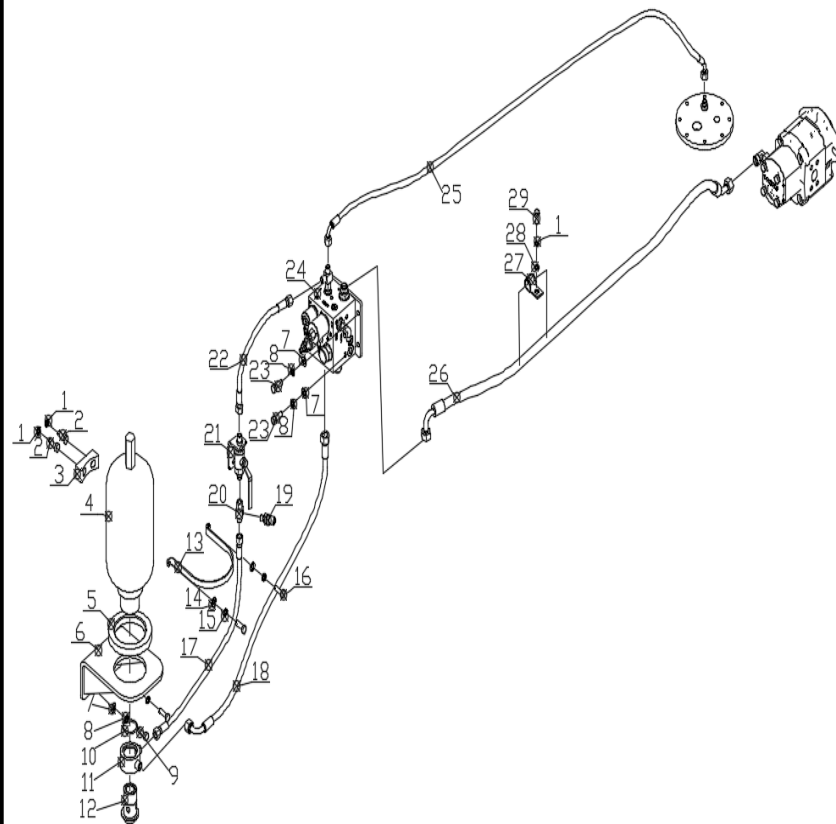


| 序号 Item | 物料码 Part No. | 名称 Description | 数量 Qty | 备注或适用车型 Remarks Or Serial No. |
|------------|-------------------|---|-----------|----------------------------------|
| 16 | G005783-006018-00 | 螺栓 M6×18 Bolt M6 × 18 | 2 | |
| 17 | AP1600-522300-000 | 胶管总成 Hose assembly | 1 | |
| 18 | AP1600-522200-000 | 胶管总成 Hose assembly | 1 | |
| 19 | G250-600010-G00 | 测压接头 Pressure measuring joint | 1 | |
| 20 | AP1600-522002-000 | 过度接头 Over - joint | 1 | |
| 21 | G460-523500-000 | 球阀总成 Ball valve assembly | 1 | |
| 22 | AP1600-522400-000 | 胶管总成 Hose assembly | 1 | |
| 23 | G000070-010025-00 | 螺钉 M10×25 Screw M10 × 25 | 4 | |
| 24 | AP1600-522600-000 | 制动充液阀总成 Brake filling valve assembly | 1 | |
| 25 | AP1200-522500-000 | 胶管总成 Hose assembly | 1 | Ⓒ Ⓓ |
| 25 | AP1400-522500-000 | 胶管总成 Hose assembly | 1 | Ⓑ Ⓔ |
| 25 | AP1600-522500-000 | 胶管总成 Hose assembly | 1 | Ⓐ Ⓕ |
| 26 | AP1600-520200-000 | 胶管总成 Hose assembly | 1 | |
| 27 | AP1600-520002-000 | 管夹 Pipe clamp | 2 | |
| 28 | G0097P1-000008-00 | 垫圈8 Gasket 8 | 2 | |

图 4-6 蓄能器管路

Fig.4-6 Accumulator pipeline

Ⓐ CPD160-AXZ4 Ⓑ CPD140-AXZ4 Ⓒ CPD120-AXZ4
 Ⓓ CPD120-AXC4 Ⓔ CPD140-AXC4 Ⓕ CPD160-AXC4



| 序号 Item | 物料码 Part No. | 名称 Description | 数量 Qty | 备注或适用车型 Remarks Or Serial No. |
|------------|-------------------|-------------------------|-----------|----------------------------------|
| 29 | G005783-008025-00 | 螺栓M8x25 Bolt M8 × 25 | 2 | |
| | | | | |
| | | | | |
| | | | | |
| | | | | |
| | | | | |
| | | | | |
| | | | | |
| | | | | |
| | | | | |
| | | | | |
| | | | | |
| | | | | |
| | | | | |
| | | | | |
| | | | | |
| | | | | |
| | | | | |
| | | | | |

图 4-7 加速器

Fig.4-7 Accelerator

Ⓐ CPD160-AXZ4 Ⓑ CPD140-AXZ4 Ⓒ CPD120-AXZ4
 Ⓓ CPD120-AXC4 Ⓔ CPD140-AXC4 Ⓕ CPD160-AXC4

| | 序号 Item | 物料码 Part No. | 名称 Description | 数量 Qty | 备注或适用车型 Remarks Or Serial No. |
|---|------------|-------------------|----------------------------|-----------|----------------------------------|
| 1 | 1 | AP1600-500001-000 | 制动阀 brake valve | 1 | |
| 2 | 2 | G000093-000006-00 | 垫圈 6 Gasket 6 | 4 | |
| 3 | 3 | G005783-006016-01 | 螺栓 M6×16 Bolt M6 × 16 | 4 | |
| 4 | 4 | JCTH-2S-1 | 加速器 48V Accelerator 48V | 1 | |
| 5 | 5 | G005783-008020-00 | 螺栓 M8×20 Bolt M8 × 20 | 2 | |
| 6 | 6 | G000093-000008-00 | 垫圈 8 Gasket 8 | 2 | |
| | | | | | |
| | | | | | |
| | | | | | |
| | | | | | |
| | | | | | |
| | | | | | |
| | | | | | |
| | | | | | |
| | | | | | |

第五部分 液压系统
Part V Hydraulic system

Ⓐ CPD160-AXZ4

Ⓑ CPD140-AXZ4

Ⓒ CPD120-AXZ4

Ⓓ CPD120-AXC4

Ⓔ CPD140-AXC4

Ⓕ CPD160-AXC4

| 序号 Item | 名称 Description | 适用车型 Serial No. | 页码 Page |
|--------------------|--------------------------------------|--------------------|------------|
| 图 5-1 Fig.5-1 | 油泵装置 Principal circuit | Ⓐ Ⓑ Ⓒ Ⓓ Ⓔ Ⓕ | 5-1 |
| 图 5-2 Fig.5-2 | 多路阀总成 Multiway valve assembly | Ⓐ Ⓑ Ⓒ Ⓓ Ⓔ Ⓕ | 5-6 |
| 图 5-3 Fig.5-3 | 平衡阀总成 Balance valve assembly | Ⓐ Ⓑ Ⓒ Ⓓ Ⓔ Ⓕ | 5-8 |
| 图 5-4 Fig.5-4 | 起升管路 Hoisting line | Ⓐ Ⓑ Ⓒ Ⓓ Ⓔ Ⓕ | 5-9 |
| 图 5-5 Fig.5-5 | 倾斜管路 Inclined pipeline | Ⓐ Ⓑ Ⓒ Ⓓ Ⓔ Ⓕ | 5-10 |
| 图 5-6 Fig.5-6 | 球阀总成 Ball valve assembly | Ⓐ Ⓑ Ⓒ Ⓓ Ⓔ Ⓕ | 5-11 |
| 图 5-7 Fig.5-7 | 属具管路 Belonging to a pipeline | Ⓐ Ⓑ Ⓒ Ⓓ Ⓔ Ⓕ | 5-12 |
| 图 5-8 Fig.5-8 | 液压油箱附件 Hydraulic tank accessories | Ⓐ Ⓑ Ⓒ Ⓓ Ⓔ Ⓕ | 5-13 |
| 图 5-9 Fig.5-9 | 主回油管路 Main return pipeline | Ⓐ Ⓑ Ⓒ Ⓓ Ⓔ Ⓕ | 5-15 |
| 图 5-10 Fig.5-10 | 转向管路 Steering line | Ⓐ Ⓑ Ⓒ Ⓓ Ⓔ Ⓕ | 5-17 |

图 5-1 油泵装置
Fig.5-1 Principal circuit

- Ⓐ CPD160-AXZ4 Ⓑ CPD140-AXZ4 Ⓒ CPD120-AXZ4
 Ⓓ CPD120-AXC4 Ⓔ CPD140-AXC4 Ⓕ CPD160-AXC4

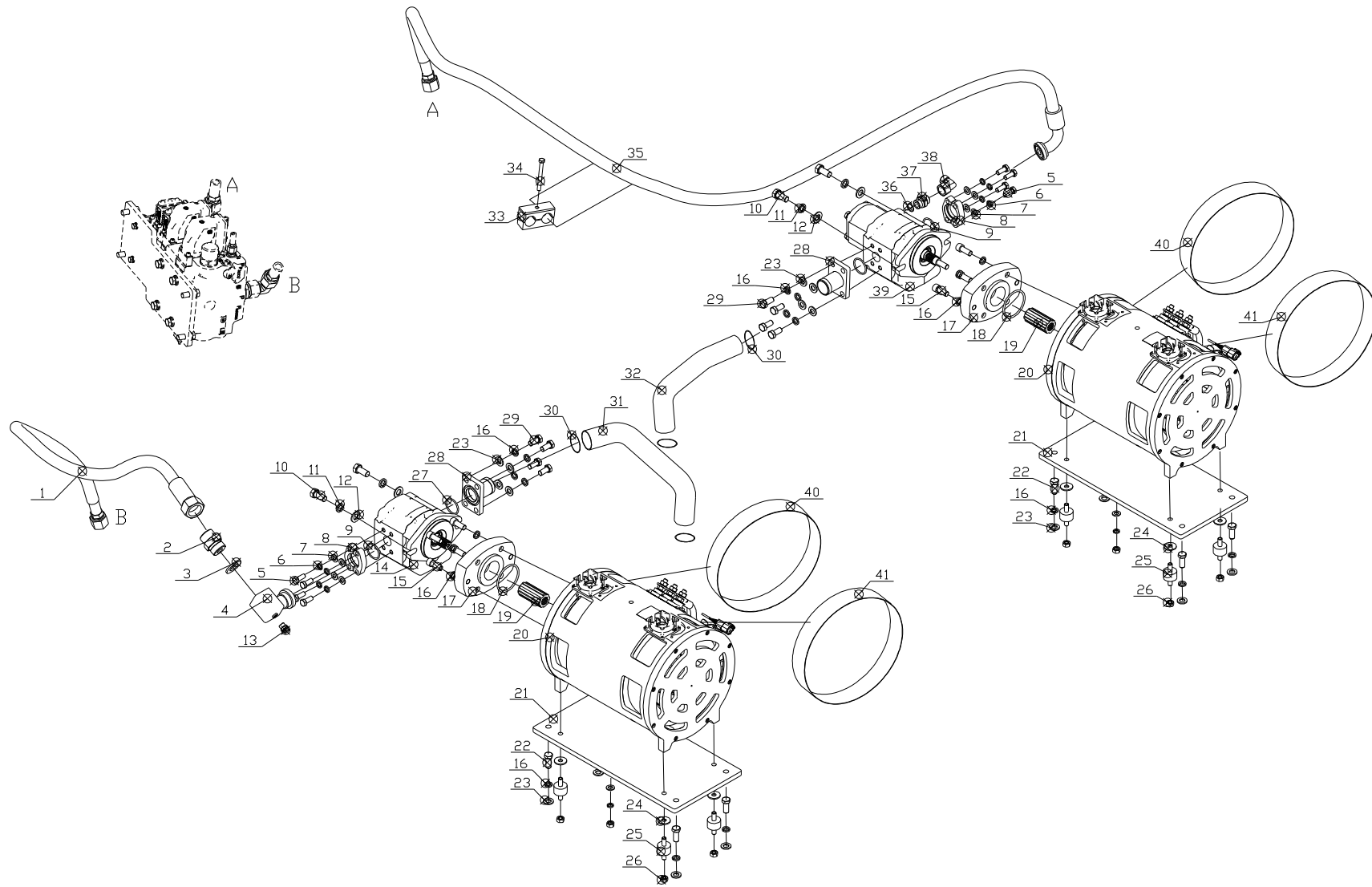
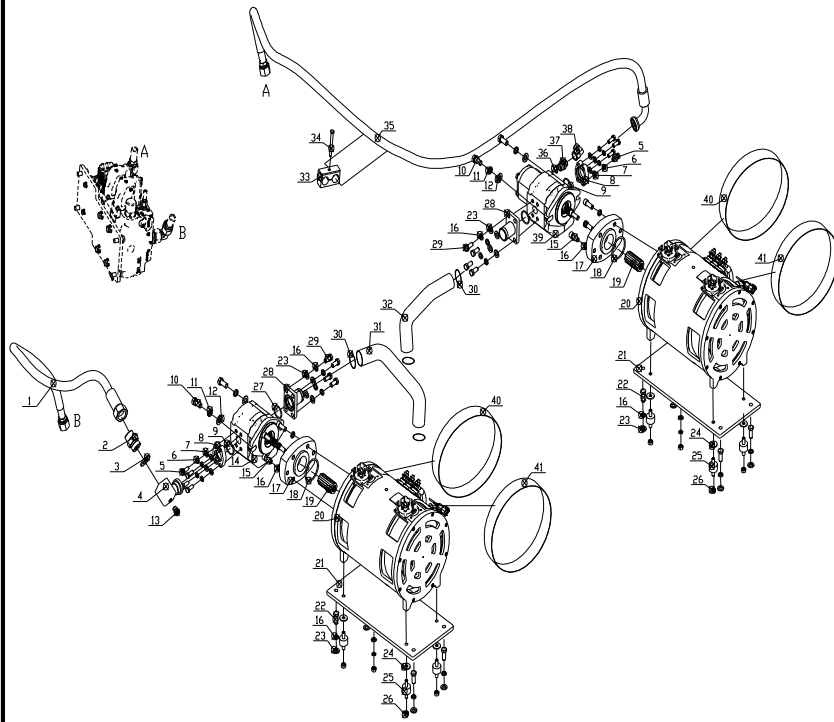


图 5-1 油泵装置
Fig.5-1 Principal circuit

Ⓐ CPD160-AXZ4 Ⓑ CPD140-AXZ4 Ⓒ CPD120-AXZ4
Ⓓ CPD120-AXC4 Ⓔ CPD140-AXC4 Ⓕ CPD160-AXC4



| 序号 Item | 代号 Part No. | 名称 Description | 数量 Qty | 备注或适用车型 Remarks Or Serial No. |
|------------|-------------------|--|-----------|----------------------------------|
| 1 | AP1200-602000-000 | 胶管总成 Hose assembly | 1 | Ⓒ Ⓓ |
| 1 | AP1400-602000-000 | 胶管总成 Hose assembly | 1 | Ⓑ Ⓔ |
| 1 | AP1600-602000-000 | 胶管总成 Hose assembly | 1 | Ⓐ Ⓕ |
| 2 | G320-601005-000 | 单向阀 Check valve | 1 | |
| 3 | J000982-000036-00 | 垫圈 36 Washer 36 | 1 | |
| 4 | AP1600-601006-000 | 管接头 Joint | 1 | |
| 5 | G005783-010025-00 | 螺栓 M10×25 Bolt M10 × 25 | 8 | |
| 6 | G000093-000010-00 | 垫圈 10 Washer 10 | 8 | |
| 7 | G0097P1-000010-00 | 垫圈 10 Washer 10 | 8 | |
| 8 | FL-16-G00 | 对开法兰夹 Flange clamp | 2 | |
| 9 | AS568-219-G00 | O 形密封圈 AS568-219 O-ring AS568-219 | 2 | |
| 10 | G005783-014030-00 | 螺栓 M14×30 Bolt M14 × 30 | 4 | |
| 11 | G000093-000014-00 | 垫圈 14 Washer 14 | 4 | |
| 12 | G0097P1-000014-00 | 垫圈 14 Washer 14 | 4 | |
| 13 | G250-600010-G00 | 测压接头 M10×1 Pressure measuring joint M10 × 1 | 1 | |

图 5-1 油泵装置
Fig.5-1 Principal circuit

Ⓐ CPD160-AXZ4 Ⓑ CPD140-AXZ4 Ⓒ CPD120-AXZ4
Ⓓ CPD120-AXC4 Ⓔ CPD140-AXC4 Ⓕ CPD160-AXC4

| 序号 Item | 代号 Part No. | 名称 Description | 数量 Qty | 备注或适用车型 Remarks Or Serial No. |
|------------|-------------------|--------------------------------------|-----------|----------------------------------|
| 14 | AP1600-601050-000 | 齿轮泵 Gear pump | 1 | |
| 15 | G000070-012030-00 | 螺钉 M12×30 Screw M12 × 30 | 8 | |
| 16 | G000093-000012-00 | 垫圈 12 Washer 12 | 24 | |
| 17 | AP1600-601003-000 | 支座 Abutment | 2 | |
| 18 | AP1600-601005-000 | O 形密封圈 AS568-155 O-ring AS568-155 | 2 | |
| 19 | AP1600-601004-000 | 花键轴 Spline shaft | 2 | |
| 20 | AP1600-601010-000 | 油泵电机 Oil pump motor | 2 | |
| 21 | AP1600-601001-000 | 安装板 Mounting panel | 2 | |
| 22 | G005783-012030-00 | 螺栓 M12×30 Bolt M12 × 30 | 8 | |
| 23 | G0097P1-000012-00 | 垫圈 12 Washer 12 | 16 | |
| 24 | G000096-000010-00 | 垫圈 10 Washer 10 | 8 | |
| 25 | AP1600-601002-000 | 双螺柱减震垫 Double stud shock absorber | 8 | |
| 26 | G006170-000010-00 | 螺母 M10 Nut M10 | 8 | |
| 27 | G460-662003-000 | O 形密封圈 AS568-255 O-ring AS568-255 | 2 | |
| 28 | AP1600-601020-000 | 吸油法兰 Oil suction flange | 2 | |

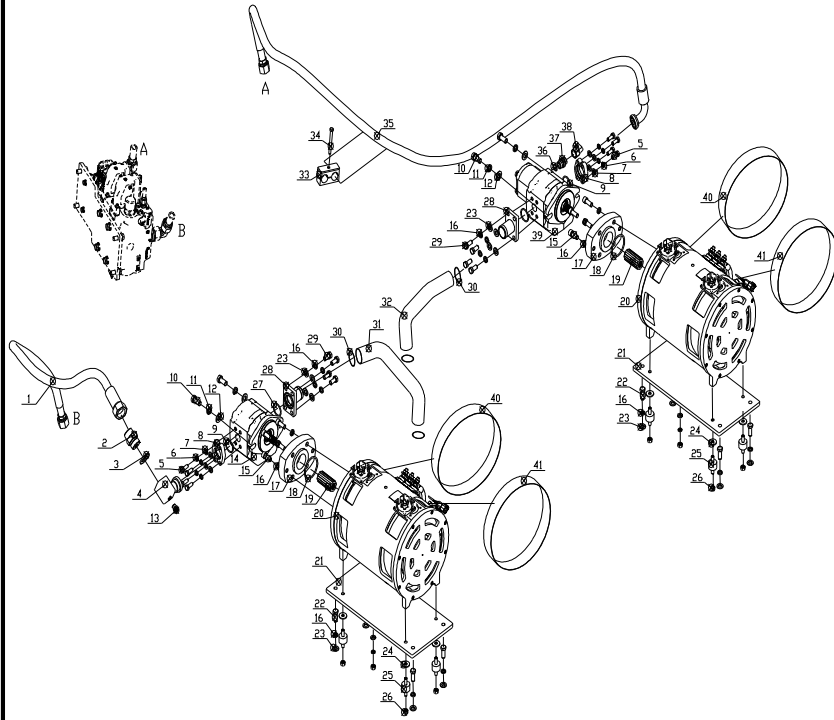
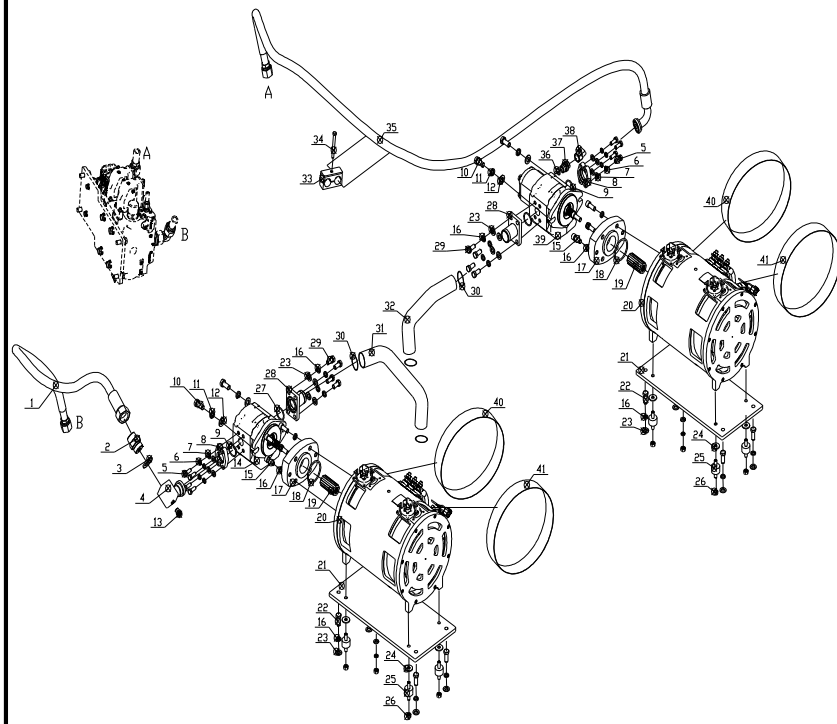


图 5-1 油泵装置
Fig.5-1 Principal circuit

Ⓐ CPD160-AXZ4 Ⓑ CPD140-AXZ4 Ⓒ CPD120-AXZ4
Ⓓ CPD120-AXC4 Ⓔ CPD140-AXC4 Ⓕ CPD160-AXC4



| 序号 Item | 代号 Part No. | 名称 Description | 数量 Qty | 备注或适用车型 Remarks Or Serial No. |
|------------|-------------------|--------------------------------------|-----------|----------------------------------|
| 29 | G005783-012025-00 | 螺栓 M12×25 Bolt M12 × 25 | 8 | |
| 30 | G460-600004-000 | T 型抱箍 50 T-type hoop 50 | 4 | |
| 31 | AP1600-600005-000 | 低压胶管 Low pressure hose | 1 | |
| 32 | AP1600-600004-000 | 低压胶管 Low pressure hose | 1 | |
| 33 | AP1600-600003-000 | 管带 Pipe racks | 2 | |
| 34 | G005782-008060-00 | 螺栓 M8×60 Bolt M8 × 60 | 2 | |
| 35 | AP1200-603000-000 | 胶管总成 Hose assembly | 1 | Ⓒ Ⓓ |
| 35 | AP1400-603000-000 | 胶管总成 Hose assembly | 1 | Ⓑ Ⓔ |
| 35 | AP1600-603000-000 | 胶管总成 Hose assembly | 1 | Ⓐ Ⓕ |
| 36 | AS568-910-G00 | O 形密封圈 AS568-910 O-ring AS568-910 | 1 | |
| 37 | AP1600-601041-000 | 管接头 Joint | 1 | |
| 38 | G460-633001-000 | 直角接头 Angle coupling | 1 | |
| 39 | AP1600-601030-000 | 双联齿轮泵 Double gear pump | 1 | |
| 40 | AP1600-601008-000 | 防护罩 1 Shield 1 | 2 | |
| 41 | AP1600-601007-000 | 防护罩 2 Shield 2 | 2 | |

图 5-2 多路阀

Fig.5-2 Multiple unit valve

- Ⓐ CPD160-AXZ4 Ⓑ CPD140-AXZ4 Ⓒ CPD120-AXZ4
Ⓓ CPD120-AXC4 Ⓔ CPD140-AXC4 Ⓕ CPD160-AXC4

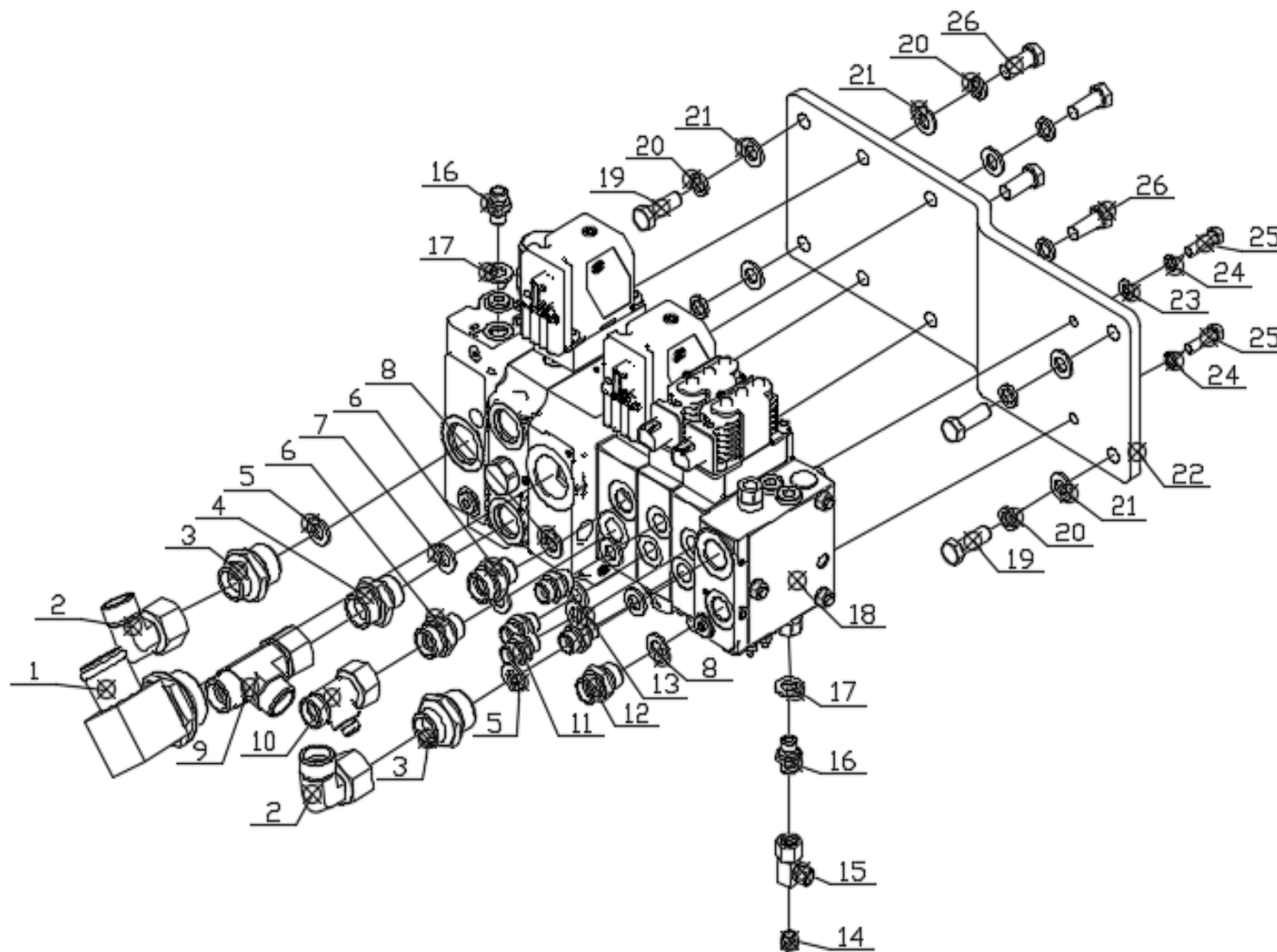
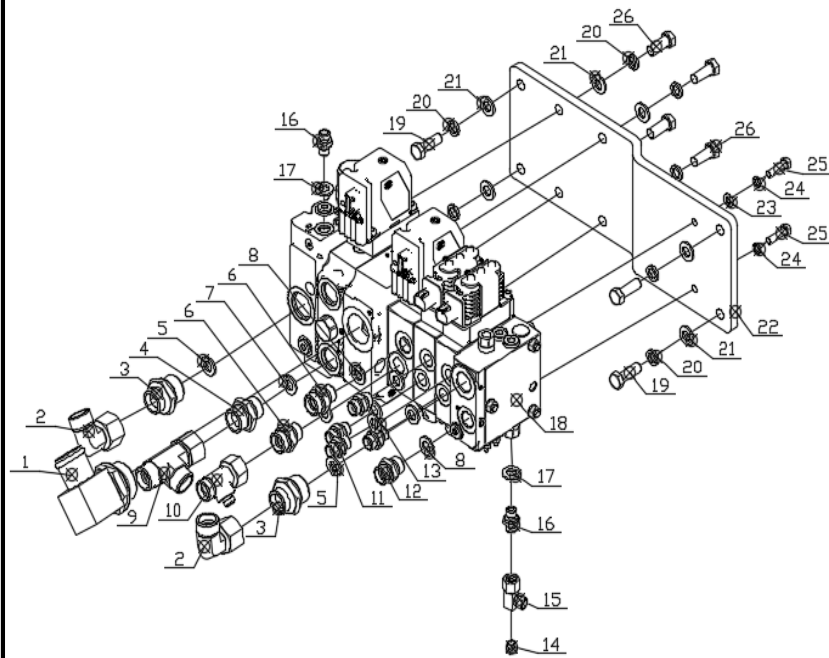


图 5-2 多路阀

Fig.5-2 Multiple unit valve

Ⓐ CPD160-AXZ4 Ⓑ CPD140-AXZ4 Ⓒ CPD120-AXZ4
 Ⓓ CPD120-AXC4 Ⓔ CPD140-AXC4 Ⓕ CPD160-AXC4

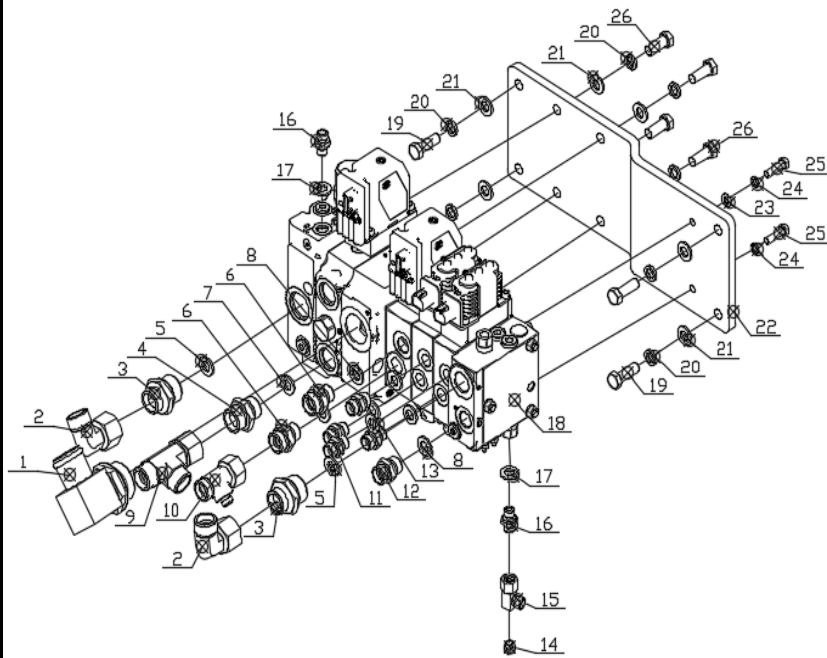


| 序号 Item | 代号 Part No. | 名称 Description | 数量 Qty | 备注或适用车型 Remarks Or Serial No. |
|------------|-------------------|-----------------------------------|-----------|----------------------------------|
| 1 | AP1600-612010-000 | 回油接头 Return joint | 1 | |
| 2 | G460-620006-000 | 直角接头 Angle coupling | 2 | |
| 3 | G250K8-612041-000 | 管接头 Joint | 2 | |
| 4 | G250-612031-001 | 管接头 Joint | 1 | |
| 5 | G250-612012-000 | 密封胶垫 Sealing pad | 2 | |
| 6 | G250K8-521211-000 | 管接头 Joint | 2 | |
| 7 | G250-612022-000 | 密封胶垫 Sealing pad | 1 | |
| 8 | G250-612042-000 | 密封胶垫 Sealing pad | 3 | |
| 9 | AP1600-612030-000 | 三通接头 Tee coupling | 1 | |
| 10 | AP1600-612020-000 | 三通接头 Tee coupling | 1 | |
| 11 | G250-612111-000 | 管接头 Joint | 4 | |
| 12 | G250-612041-000 | 管接头 Joint | 1 | |
| 13 | G250-612112-000 | 密封胶垫 Sealing pad | 4 | |
| 14 | G161-534007-000 | 堵头 End cap | 1 | |
| 15 | G250-630600-000 | 直角管接头 Right - angle pipe joint | 1 | |

图 5-2 多路阀

Fig.5-2 Multiple unit valve

Ⓐ CPD160-AXZ4 Ⓑ CPD140-AXZ4 Ⓒ CPD120-AXZ4
 Ⓓ CPD120-AXC4 Ⓔ CPD140-AXC4 Ⓕ CPD160-AXC4

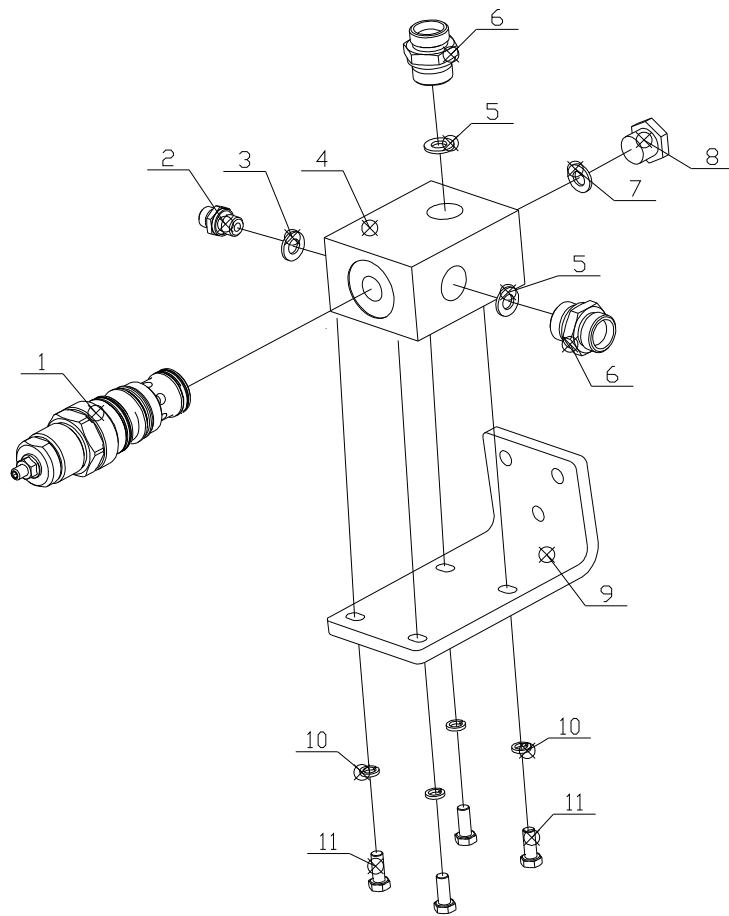


| 序号 Item | 代号 Part No. | 名称 Description | 数量 Qty | 备注或适用车型 Remarks Or Serial No. |
|------------|-------------------|----------------------------|-----------|----------------------------------|
| 16 | G250-612061-000 | 管接头 Joint | 2 | |
| 17 | G250-612062-000 | 密封胶垫 Sealing pad | 2 | |
| 18 | AP1600-612001-000 | 多路阀 Multiple unit valve | 1 | |
| 19 | G005783-012035-00 | 螺栓 M12×35 Bolt M12 x 35 | 4 | |
| 20 | G000093-000012-00 | 垫圈 12 Washer 12 | 8 | |
| 21 | G0097P1-000012-00 | 垫圈 12 Washer 12 | 8 | |
| 22 | AP1600-612002-000 | 安装板 Mounting panel | 1 | |
| 23 | G0097P1-000008-00 | 垫圈 8 Washer 8 | 2 | |
| 24 | G000093-000008-00 | 垫圈 8 Washer 8 | 2 | |
| 25 | G005783-008030-00 | 螺栓 M8×30 Bolt M8x 30 | 2 | |
| 26 | G005783-012030-00 | 螺栓 M12×30 Bolt M12 x 30 | 4 | |
| | | | | |
| | | | | |
| | | | | |
| | | | | |

图 5-3 平衡阀总成

Fig.5-3 Balance valve assembly

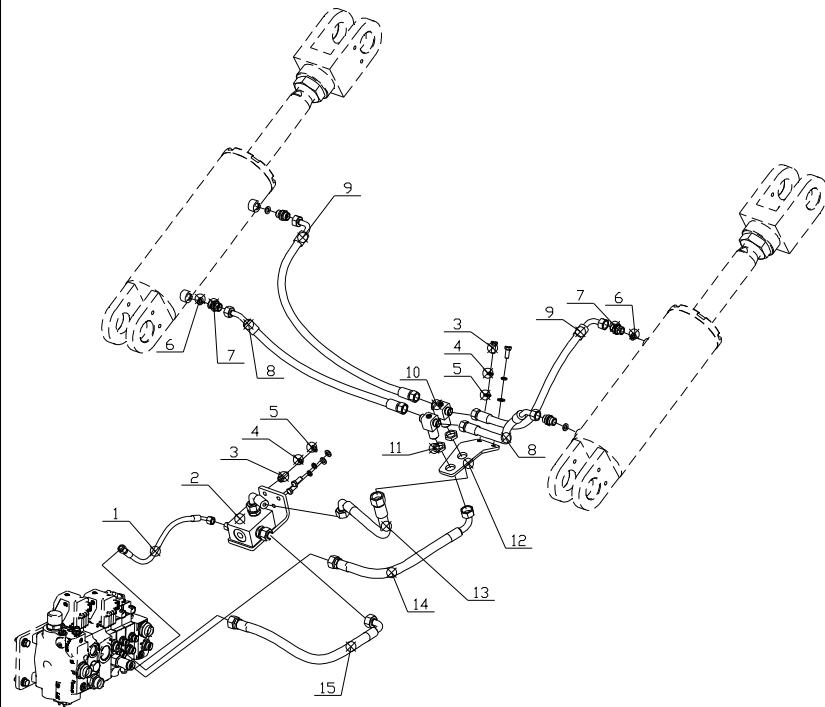
Ⓐ CPD160-AXZ4 Ⓑ CPD140-AXZ4 Ⓒ CPD120-AXZ4
 Ⓓ CPD120-AXC4 Ⓔ CPD140-AXC4 Ⓕ CPD160-AXC4



| 序号 Item | 代号 Part No. | 名称 Description | 数量 Qty | 备注或适用车型 Remarks Or Serial No. |
|------------|-------------------|--------------------------|-----------|----------------------------------|
| 1 | VBSN-16A-G00 | 平衡阀 Balanced valve | 1 | |
| 2 | G250-612061-000 | 管接头 Joint | 1 | |
| 3 | G250-612062-000 | 密封胶垫 Sealing pad | 1 | |
| 4 | G160-621003-000 | 阀块 Valve block | 1 | |
| 5 | G250-612022-000 | 密封胶垫 Sealing pad | 2 | |
| 6 | G250K8-525104-000 | 管接头 Joint | 2 | |
| 7 | J000982-000022-00 | 垫圈 22 Washer 22 | 1 | |
| 8 | G160-621004-000 | 堵头 End cap | 1 | |
| 9 | G320-621001-100 | 支架 Support | 1 | |
| 10 | G000093-000008-00 | 垫圈 8 Washer 8 | 4 | |
| 11 | G005783-008020-00 | 螺栓 M8×20 Bolt M8 × 20 | 4 | |
| | | | | |
| | | | | |
| | | | | |
| | | | | |

图 5-5 倾斜管路
Fig.5-5 Inclined pipeline

Ⓐ CPD160-AXZ4 Ⓑ CPD140-AXZ4 Ⓒ CPD120-AXZ4
Ⓓ CPD120-AXC4 Ⓔ CPD140-AXC4 Ⓕ CPD160-AXC4

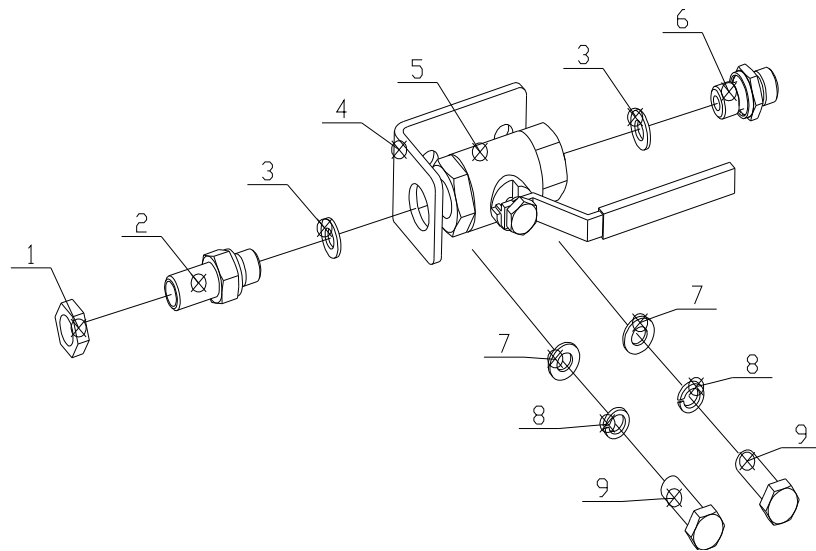


| 序号 Item | 代号 Part No. | 名称 Description | 数量 Qty | 备注或适用车型 Remarks Or Serial No. |
|------------|-------------------|----------------------------|-----------|----------------------------------|
| 1 | AP1600-620300-000 | 胶管总成 Hose assembly | 1 | |
| 2 | AP1600-620600-000 | 平衡阀 Balanced valve | 1 | |
| 3 | G005783-010025-00 | 螺栓 M10×25 Bolt M10 × 25 | 5 | |
| 4 | G000093-000010-00 | 垫圈 10 Washer 10 | 5 | |
| 5 | G0097P1-000010-00 | 垫圈 10 Washer 10 | 5 | |
| 6 | G250-612042-000 | 密封胶垫 Sealing pad | 4 | |
| 7 | G250-612041-000 | 管接头 Joint | 4 | |
| 8 | G320-620100-000 | 胶管总成 Hose assembly | 2 | |
| 9 | AP1600-620500-000 | 胶管总成 Hose assembly | 2 | |
| 10 | AP1600-620010-000 | 三通接头 Tee coupling | 2 | |
| 11 | AP1600-620001-000 | 锁紧螺母 Locknut | 2 | |
| 12 | AP1600-620002-000 | 支架 Support | 1 | |
| 13 | AP1600-620400-000 | 胶管总成 Hose assembly | 1 | |
| 14 | AP1600-620100-000 | 胶管总成 Hose assembly | 1 | |
| 15 | AP1600-620200-000 | 胶管总成 Hose assembly | 1 | |

图 5-6 球阀总成

Fig.5-6 Ball valve assembly

Ⓐ CPD160-AXZ4

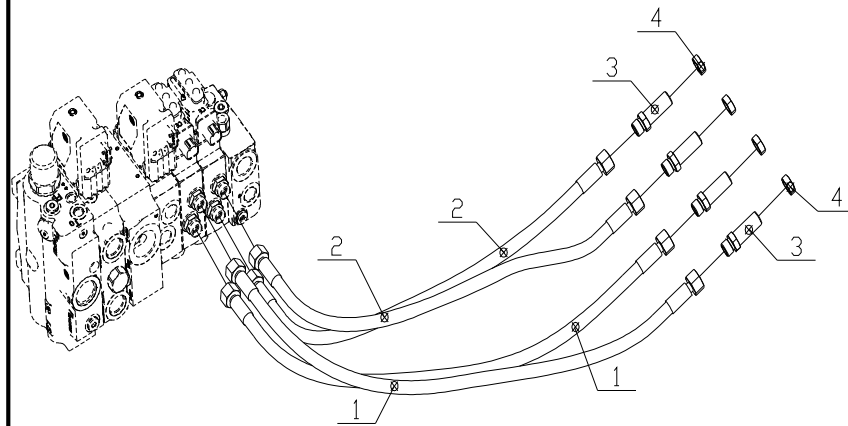


| 序号 Item | 代号 Part No. | 名称 Description | 数量 Qty | 备注或适用车型 Remarks Or Serial No. |
|------------|-------------------|----------------------------|-----------|----------------------------------|
| 1 | G250-522002-000 | 锁紧螺母 Locknut | 1 | |
| 2 | G250-522051-000 | 管接头 Joint | 1 | |
| 3 | G250-612062-000 | 密封胶垫 Sealing pad | 2 | |
| 4 | G161-532012-000 | 球阀支架 Ball valve support | 1 | |
| 5 | BKH-G1/4-G00 | 球阀 Ball check | 1 | |
| 6 | G250-612061-000 | 管接头 Joint | 1 | |
| 7 | G0097P1-000008-00 | 垫圈 8 Gasket 8 | 2 | |
| 8 | G000093-000008-00 | 垫圈 8 Gasket 8 | 2 | |
| 9 | G005783-008030-00 | 螺栓 M8×30 Bolt M8 × 30 | 2 | |
| | | | | |
| | | | | |
| | | | | |
| | | | | |
| | | | | |
| | | | | |
| | | | | |
| | | | | |

图 5-7 属具管路

Fig.5-7 Belonging to a pipeline

Ⓐ CPD160-AXZ4 Ⓑ CPD140-AXZ4 Ⓒ CPD120-AXZ4
 Ⓓ CPD120-AXC4 Ⓔ CPD140-AXC4 Ⓕ CPD160-AXC4

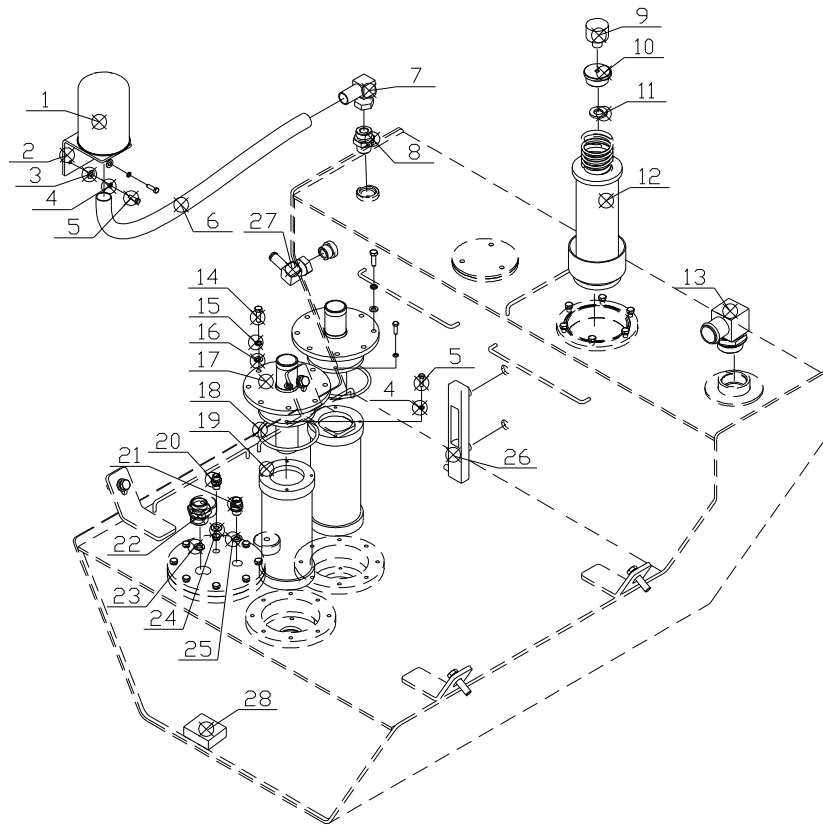


| 序号 Item | 代号 Part No. | 名称 Description | 数量 Qty | 备注或适用车型 Remarks Or Serial No. |
|------------|-------------------|-----------------------|-----------|----------------------------------|
| 1 | AP1600-650100-000 | 胶管总成 Hose assembly | 2 | |
| 2 | AP1600-650200-000 | 胶管总成 Hose assembly | 2 | |
| 3 | G250-660001-000 | 管接头 Joint | 4 | |
| 4 | G250-660002-000 | 锁紧螺母 Locknut | 4 | |
| | | | | |
| | | | | |
| | | | | |
| | | | | |
| | | | | |
| | | | | |
| | | | | |
| | | | | |
| | | | | |
| | | | | |
| | | | | |
| | | | | |
| | | | | |
| | | | | |
| | | | | |

图 5-8 液压油箱附件

Fig. 5-8 Hydraulic tank accessories

Ⓐ CPD160-AXZ4 Ⓑ CPD140-AXZ4 Ⓒ CPD120-AXZ4
 Ⓓ CPD120-AXC4 Ⓔ CPD140-AXC4 Ⓕ CPD160-AXC4

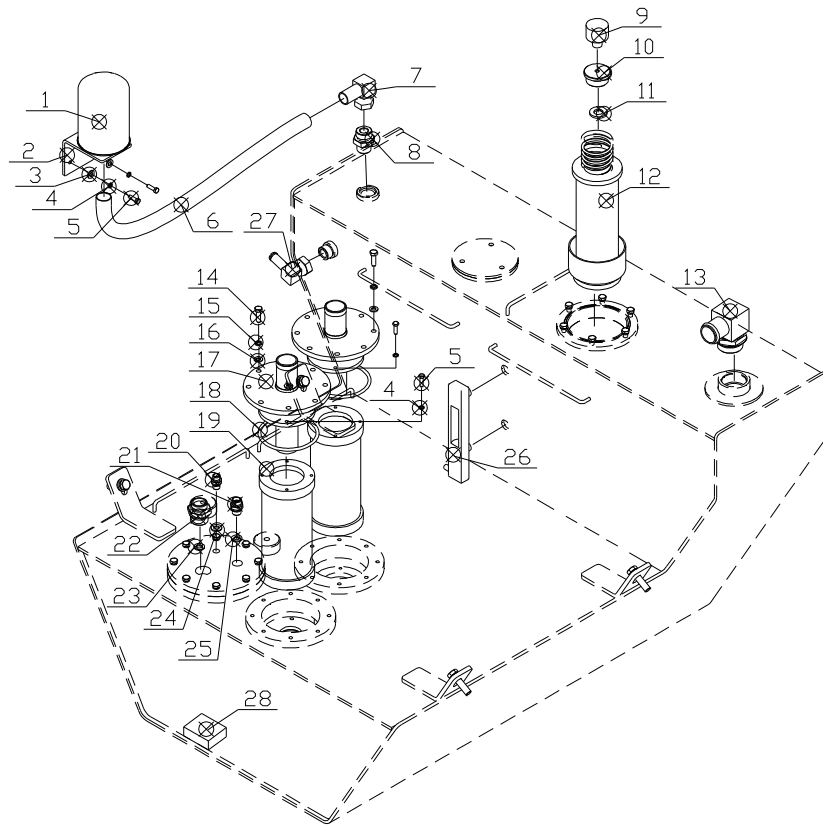


| 序号 Item | 代号 Part No. | 名称 Description | 数量 Qty | 备注或适用车型 Remarks Or Serial No. |
|------------|-------------------|--------------------------------|-----------|----------------------------------|
| 1 | H00834-004-G00 | 空气过滤器 Air filter | 1 | |
| 2 | G250-654000-000 | 支架 Support | 1 | |
| 3 | G0097P1-000006-00 | 垫圈 6 Washer 6 | 2 | |
| 4 | G000093-000006-00 | 垫圈 6 Washer 6 | 10 | |
| 5 | G005783-006020-00 | 螺栓 M6×20 Bolt M6 × 20 | 10 | |
| 6 | AP1600-670001-W00 | 低压胶管 Low pressure hose | 1 | |
| 7 | GX160-100007-000 | 弯管接头 Angular pipe union | 1 | |
| 8 | 50DH-710100 | 管接头 Joint | 1 | |
| 9 | G165-650003-000 | 压力式发讯器 Pressure transmitter | 1 | |
| 10 | G165-650101-000 | 管接头 Joint | 1 | |
| 11 | G250-521042-000 | 密封胶垫 Sealing pad | 1 | |
| 12 | G251-650001-000 | 回油滤油器 Back oil filter | 1 | |
| 13 | G460-670100-000 | 管接头总成 Pipe assembly | 1 | |
| 14 | G005783-008025-00 | 螺栓 M8×25 Bolt M8 × 25 | 16 | |
| 15 | G000093-000008-00 | 垫圈 8 Washer 8 | 16 | |

图 5-8 液压油箱附件

Fig. 5-8 Hydraulic tank accessories

Ⓐ CPD160-AXZ4 Ⓑ CPD140-AXZ4 Ⓒ CPD120-AXZ4
 Ⓓ CPD120-AXC4 Ⓔ CPD140-AXC4 Ⓕ CPD160-AXC4

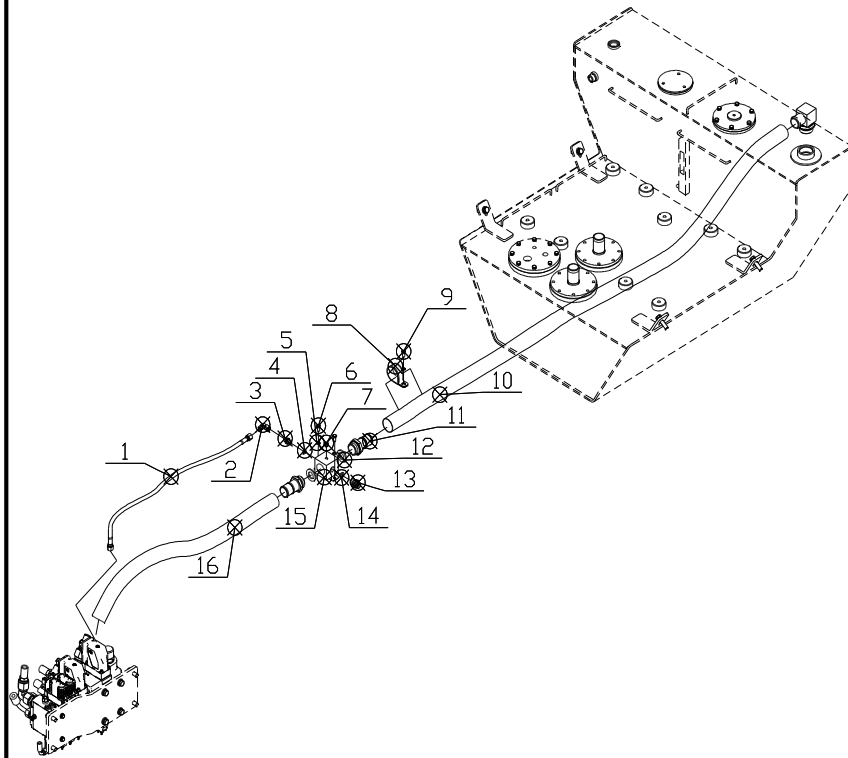


| 序号 Item | 代号 Part No. | 名称 Description | 数量 Qty | 备注或适用车型 Remarks Or Serial No. |
|------------|---------------------|------------------------------------|-----------|----------------------------------|
| 16 | G0097P1-000008-00 | 垫圈 8 Washer 8 | 16 | |
| 17 | GX160-651100-000 | 安装板 Mounting panel | 2 | |
| 18 | G001235-012505P7-00 | O 形密封圈 125×5.7 O-ring 125 × 5.7 | 2 | |
| 19 | WU-400×100F-J-G00 | 滤油器 oil filter | 2 | |
| 20 | G250-612061-000 | 管接头 Joint | 1 | |
| 21 | G250-612111-000 | 管接头 Joint | 1 | |
| 22 | G250-612081-000 | 管接头 Joint | 1 | |
| 23 | G250-612012-000 | 密封胶垫 Sealing pad | 1 | |
| 24 | G250-612062-000 | 密封胶垫 Sealing pad | 11 | |
| 25 | G250-612112-000 | 密封胶垫 Sealing pad | 1 | |
| 26 | AP1600-670002-000 | 液位计 Content gage | 1 | |
| 27 | GX160-400800-000 | 接头 Connect | 1 | |
| 28 | N163-340002-000 | 磁铁 Magnet | 2 | |
| | | | | |
| | | | | |

图 5-9 主回油管路

Fig. 5-9 Main return pipeline

Ⓐ CPD160-AXZ4 Ⓑ CPD140-AXZ4 Ⓒ CPD120-AXZ4
 Ⓓ CPD120-AXC4 Ⓔ CPD140-AXC4 Ⓕ CPD160-AXC4



| 序号 Item | 代号 Part No. | 名称 Description | 数量 Qty | 备注或适用车型 Remarks Or Serial No. |
|------------|-------------------|--------------------------|-----------|----------------------------------|
| 1 | AP1600-660300-000 | 胶管总成 Hose assembly | 1 | |
| 2 | G320-610102-100 | 直角接头 Angle coupling | 1 | |
| 3 | G250-612061-000 | 管接头 Joint | 1 | |
| 4 | G250-612062-000 | 密封胶垫 Sealing pad | 1 | |
| 5 | G005783-008020-00 | 螺栓 M8×20 Bolt M8 x 20 | 2 | |
| 6 | G000093-000008-00 | 垫圈 8 Washer 8 | 6 | |
| 7 | G161-534007-000 | 堵头 End cap | 1 | |
| 8 | G460-600003-000 | 管夹 Pipe clamp | 4 | |
| 9 | G005783-008015-00 | 螺栓 M8×15 Bolt M8 × 15 | 4 | |
| 10 | AP1200-660100-000 | 胶管 Sebific duct | 1 | Ⓒ Ⓓ |
| 10 | AP1400-660100-000 | 胶管 Sebific duct | 1 | Ⓑ Ⓔ |
| 10 | AP1600-660100-000 | 胶管 Sebific duct | 1 | Ⓐ Ⓕ |
| 11 | AP1600-661011-000 | 管接头 Joint | 2 | |
| 12 | G250-521042-000 | 密封胶垫 Sealing pad | 2 | |
| 13 | G250-612041-000 | 管接头 Joint | 1 | |

图 5-9 主回油管路
Fig. 5-9 Main return pipeline

Ⓐ CPD160-AXZ4 Ⓑ CPD140-AXZ4 Ⓒ CPD120-AXZ4
Ⓓ CPD120-AXC4 Ⓔ CPD140-AXC4 Ⓕ CPD160-AXC4

| 序号 Item | 代号 Part No. | 名称 Description | 数量 Qty | 备注或适用车型 Remarks Or Serial No. |
|------------|-------------------|----------------------------|-----------|----------------------------------|
| 14 | G250-612042-000 | 密封胶垫 Sealing pad | 1 | |
| 15 | AP1600-661020-000 | 回油阀块 Return valve block | 1 | |
| 16 | AP1600-660200-000 | 胶管 Sebific duct | 1 | |
| | | | | |
| | | | | |
| | | | | |
| | | | | |
| | | | | |
| | | | | |
| | | | | |
| | | | | |
| | | | | |
| | | | | |
| | | | | |
| | | | | |
| | | | | |
| | | | | |
| | | | | |
| | | | | |
| | | | | |
| | | | | |
| | | | | |
| | | | | |

图 5-10 转向管路
Fig.5-10 Steering line

- Ⓐ CPD160-AXZ4 Ⓑ CPD140-AXZ4 Ⓒ CPD120-AXZ4
 Ⓓ CPD120-AXC4 Ⓔ CPD140-AXC4 Ⓕ CPD160-AXC4

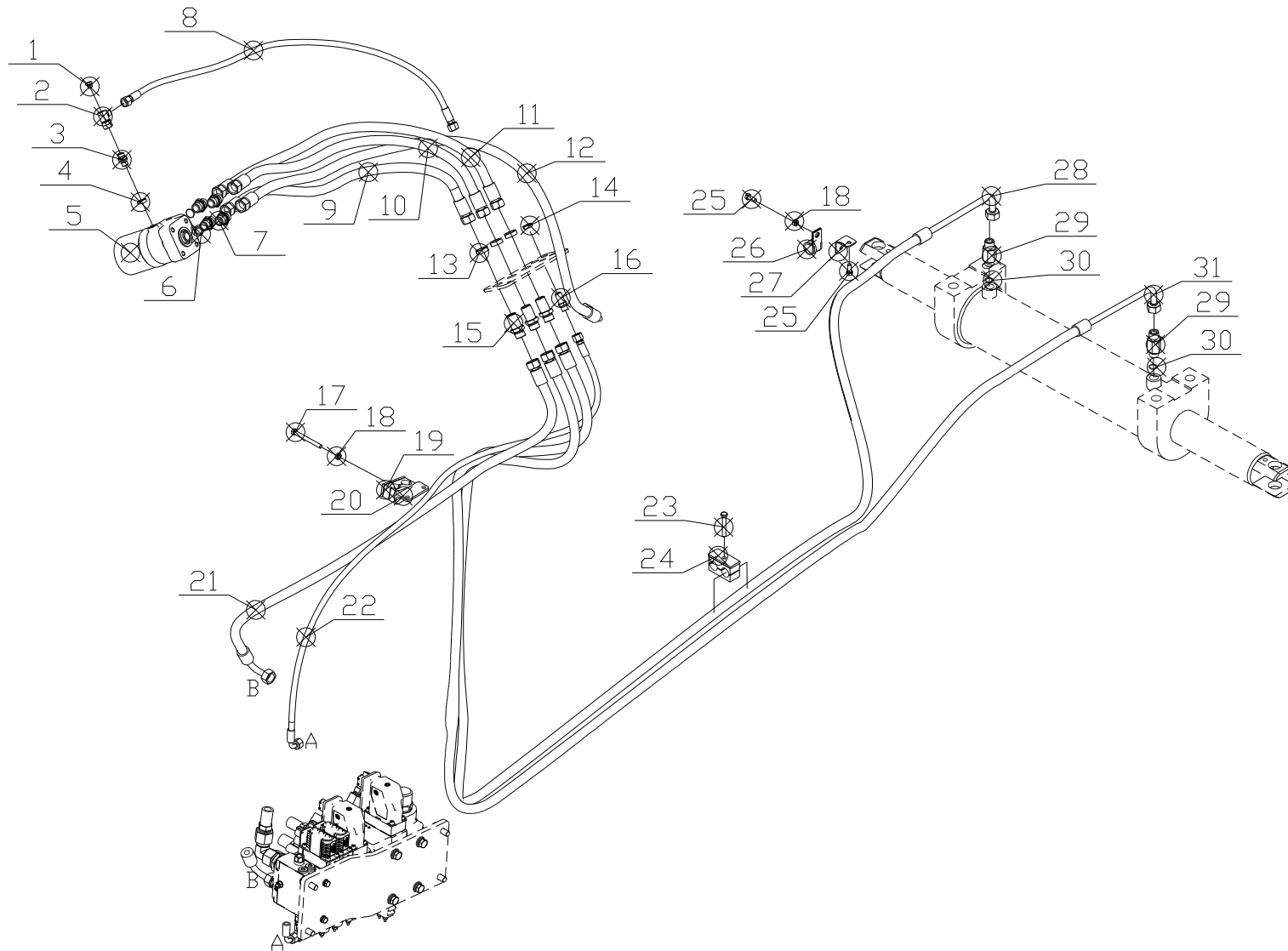
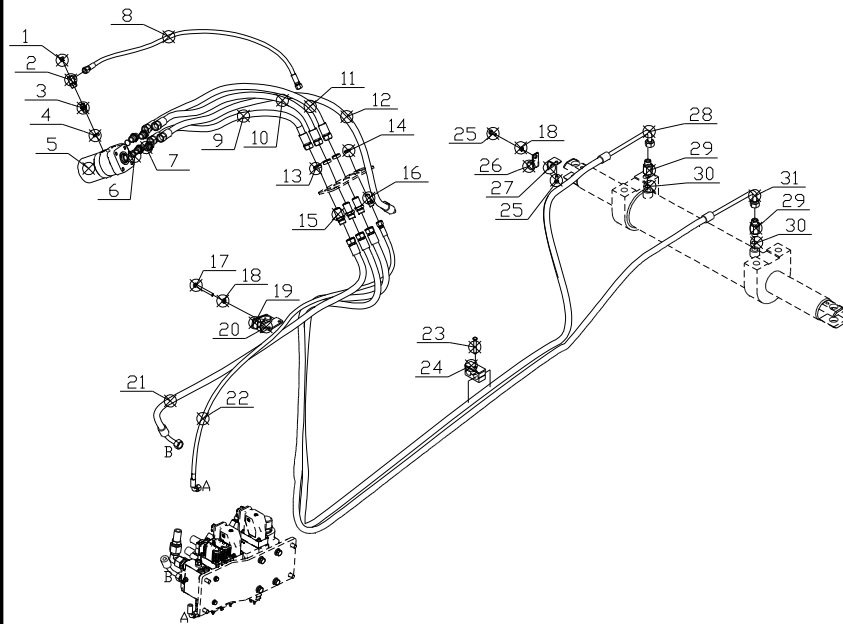


图 5-10 转向管路
Fig. 5-10 Steering line

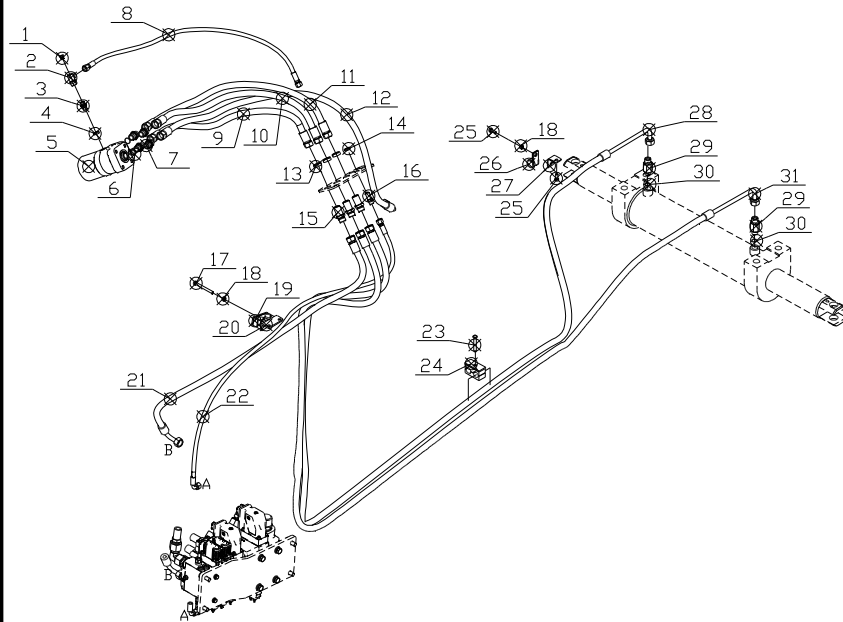
Ⓐ CPD160-AXZ4 Ⓑ CPD140-AXZ4 Ⓒ CPD120-AXZ4
Ⓓ CPD120-AXC4 Ⓔ CPD140-AXC4 Ⓕ CPD160-AXC4



| 序号 Item | 代号 Part No. | 名称 Description | 数量 Qty | 备注或适用车型 Remarks Or Serial No. |
|------------|-------------------|----------------------------|-----------|----------------------------------|
| 1 | G161-534007-000 | 堵头 End cap | 1 | |
| 2 | G250-630600-000 | 直角管接头 Right angle joint | 1 | |
| 3 | G250-612061-000 | 管接头 Joint | 1 | |
| 4 | G250-612062-000 | 密封胶垫 Sealing pad | 1 | |
| 5 | GX160-630600-G00 | 转向器 Steering device | 1 | |
| 6 | G250-612042-000 | 密封胶垫 Sealing pad | 4 | |
| 7 | G250-612041-000 | 管接头 Joint | 4 | |
| 8 | AP1600-630900-000 | 胶管总成 Hose assembly | 1 | |
| 9 | AP1600-630800-000 | 胶管总成 Hose assembly | 1 | |
| 10 | AP1600-630700-000 | 胶管总成 Hose assembly | 1 | |
| 11 | AP1600-630600-000 | 胶管总成 Hose assembly | 1 | |
| 12 | AP1600-630300-000 | 胶管总成 Hose assembly | 1 | |
| 13 | G250K8-66002-000 | 锁紧螺母 Locknut | 3 | |
| 14 | G250-522002-000 | 锁紧螺母 Locknut | 1 | |
| 15 | AP1600-630003-000 | 管接头 Joint | 3 | |

图 5-10 转向管路
Fig. 5-10 Steering line

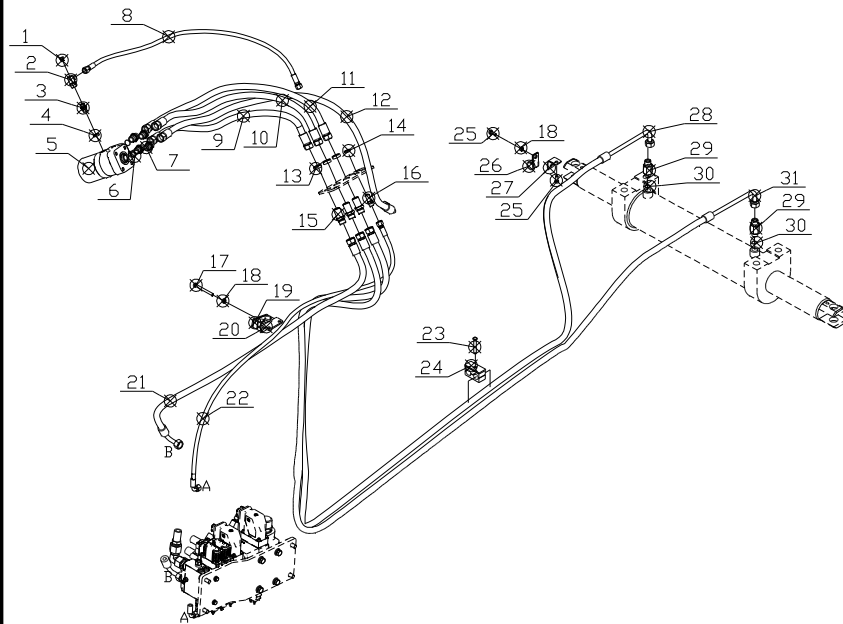
Ⓐ CPD160-AXZ4 Ⓑ CPD140-AXZ4 Ⓒ CPD120-AXZ4
Ⓓ CPD120-AXC4 Ⓔ CPD140-AXC4 Ⓕ CPD160-AXC4



| 序号 Item | 代号 Part No. | 名称 Description | 数量 Qty | 备注或适用车型 Remarks Or Serial No. |
|------------|-------------------|--------------------------|-----------|----------------------------------|
| 16 | G320-610001-000 | 管接头 Joint | 1 | |
| 17 | G005782-008080-00 | 螺栓 M8×80 Bolt M8 × 80 | 1 | |
| 18 | G006170-000008-00 | 螺母 M8 Nut M8 | 3 | |
| 19 | BT425-640002-000 | 管夹 Pipe clamp | 1 | |
| 20 | AP1600-630002-000 | 板 Board | 1 | |
| 21 | AP1600-630400-000 | 胶管总成 Hose assembly | 1 | |
| 22 | AP1600-630500-000 | 胶管总成 Hose assembly | 1 | |
| 23 | G005782-008055-00 | 螺栓 M8×55 Bolt M8 × 55 | 5 | |
| 24 | BT425-620003-000 | 管夹 Pipe clamp | 6 | |
| 25 | G005783-008020-00 | 螺栓 M8×20 Bolt M8 × 20 | 4 | |
| 26 | AP1600-520002-000 | 管夹 Pipe clamp | 2 | |
| 27 | AP1600-630001-000 | 支架 Support | 2 | |
| 28 | AP1200-630100-000 | 胶管总成 Hose assembly | 1 | Ⓒ Ⓓ |
| 28 | AP1200-630100-000 | 胶管总成 Hose assembly | 1 | Ⓑ Ⓔ |
| 28 | AP1600-630100-000 | 胶管总成 Hose assembly | 1 | Ⓐ Ⓕ |

图 5-10 转向管路
Fig. 5-10 Steering line

Ⓐ CPD160-AXZ4 Ⓑ CPD140-AXZ4 Ⓒ CPD120-AXZ4
Ⓓ CPD120-AXC4 Ⓔ CPD140-AXC4 Ⓕ CPD160-AXC4



| 序号 Item | 代号 Part No. | 名称 Description | 数量 Qty | 备注或适用车型 Remarks Or Serial No. |
|------------|---------------------|---------------------------------|-----------|----------------------------------|
| 29 | GX160-630501-000 | 接头体 Fittings body | 2 | |
| 30 | G001235-002202P4-00 | O形密封圈 22×2.4 O-ring 22 × 2.4 | 2 | |
| 31 | AP1200-630200-000 | 胶管总成 Hose assembly | 1 | Ⓒ Ⓓ |
| 31 | AP1400-630200-000 | 胶管总成 Hose assembly | 1 | Ⓑ Ⓔ |
| 31 | AP1600-630200-000 | 胶管总成 Hose assembly | 1 | Ⓐ Ⓕ |
| | | | | |
| | | | | |
| | | | | |
| | | | | |
| | | | | |
| | | | | |
| | | | | |
| | | | | |
| | | | | |
| | | | | |
| | | | | |
| | | | | |
| | | | | |
| | | | | |

第六部分 电气系统 Part VI Electrical system

Ⓐ CPD160-AXZ4

Ⓑ CPD140-AXZ4

Ⓒ CPD120-AXZ4

Ⓓ CPD120-AXC4

Ⓔ CPD140-AXC4

Ⓕ CPD160-AXC4

| 序号 Item | 名称 Description | 适用车型 Serial No. | 页码 Page |
|------------------|--------------------------------------|--------------------|------------|
| 图 6-1 Fig.6-1 | 电气系统 I Electrical system I | Ⓐ Ⓑ Ⓒ Ⓓ Ⓔ Ⓕ | 6-1 |
| 图 6-2 Fig.6-2 | 电气系统 II Electrical system II | Ⓐ Ⓑ Ⓒ Ⓓ Ⓔ Ⓕ | 6-4 |
| 图 6-3 Fig.6-3 | 电气系统 III Electrical system III | Ⓐ Ⓑ Ⓒ Ⓓ Ⓔ Ⓕ | 6-8 |
| 图 6-4 Fig.6-4 | 仪表显示总成 Instrument display assy | Ⓐ Ⓑ Ⓒ Ⓓ Ⓔ Ⓕ | 6-10 |
| 图 6-4 Fig.6-4 | 仪表显示总成 Instrument display assy | Ⓐ Ⓑ Ⓒ Ⓓ Ⓔ Ⓕ | 6-11 |
| 图 6-5 Fig.6-5 | 扶手总成 Armrest assy | Ⓐ Ⓑ Ⓒ Ⓓ Ⓔ Ⓕ | 6-12 |
| 图 6-6 Fig.6-6 | 蓄电池组合 Battery combination | Ⓐ Ⓑ Ⓒ Ⓓ Ⓔ Ⓕ | 6-13 |
| 图 6-7 Fig.6-7 | 控制器总成 Controller assy | Ⓐ Ⓑ Ⓒ Ⓓ Ⓔ Ⓕ | 6-14 |
| 图 6-7 Fig.6-7 | 控制器总成 Controller assy | Ⓐ Ⓑ Ⓒ Ⓓ Ⓔ Ⓕ | 6-15 |
| 图 6-8 Fig.6-8 | 控制器散热盒总成 Controller radiator assy | Ⓐ Ⓑ Ⓒ Ⓓ Ⓔ Ⓕ | 6-16 |
| 图 6-9 Fig.6-9 | 控制盒总成 Control box assy | Ⓐ Ⓑ Ⓒ Ⓓ Ⓔ Ⓕ | 6-17 |
| 图 6-9 Fig.6-9 | 控制盒总成 Control box assy | Ⓐ Ⓑ Ⓒ Ⓓ Ⓔ Ⓕ | 6-18 |

| 序号 Item | 名称 Description | 适用车型 Serial No. | 页码 Page |
|--------------------|--------------------------------|--------------------|------------|
| 图 6-10 Fig.6-10 | 电缆组总成 Cable assy | Ⓐ Ⓑ Ⓒ Ⓓ Ⓔ Ⓕ | 6-19 |
| 图 6-11 Fig.6-11 | 电机风扇安装总成 Motor fan assembly | Ⓐ Ⓑ Ⓒ Ⓓ Ⓔ Ⓕ | 6-20 |

图 6-1 电气系统 I

Fig.6-1 Electrical system I

Ⓐ CPD160-AXZ4 Ⓑ CPD140-AXZ4 Ⓒ CPD120-AXZ4

Ⓓ CPD120-AXC4 Ⓔ CPD140-AXC4 Ⓕ CPD160-AXC4

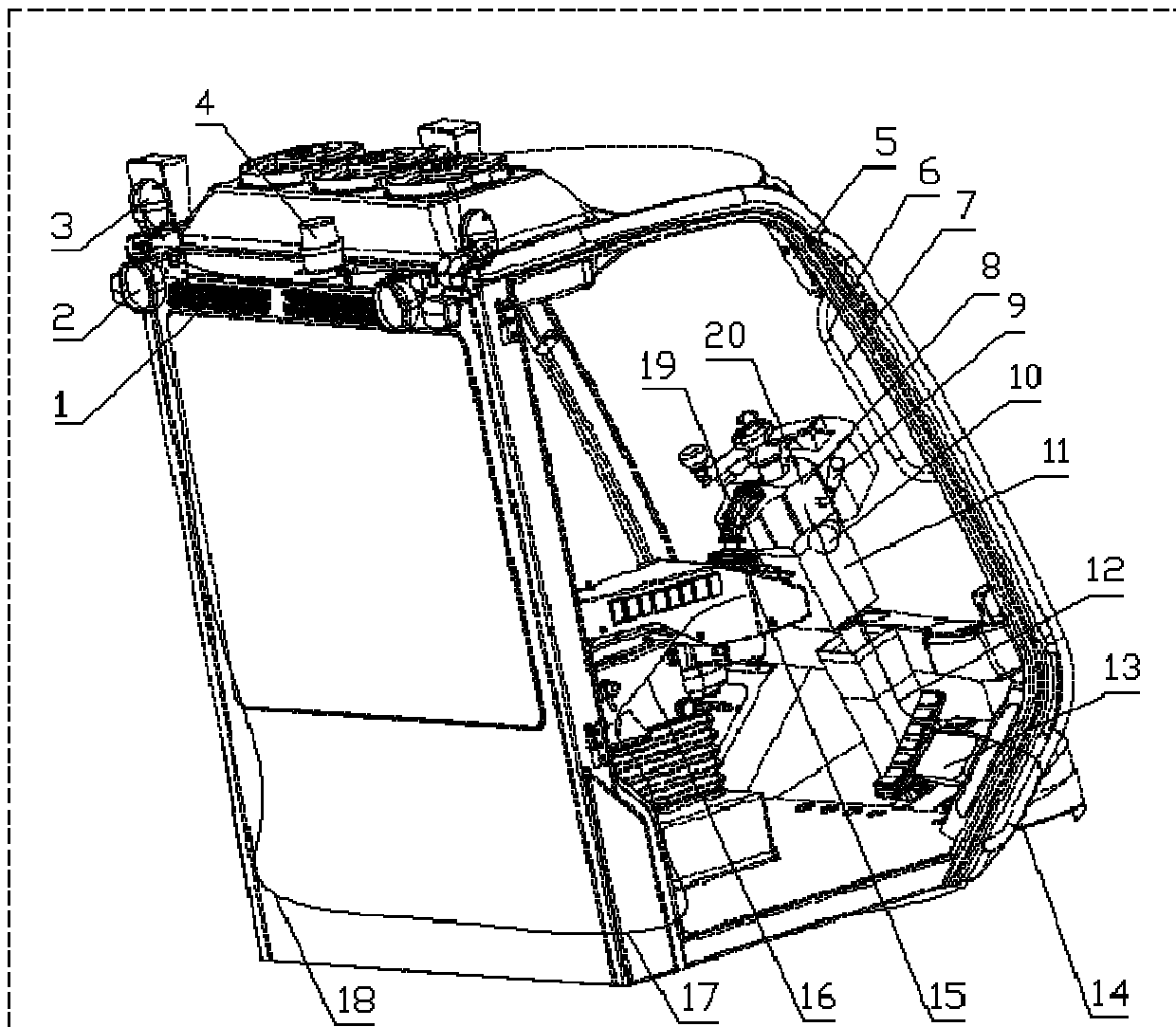
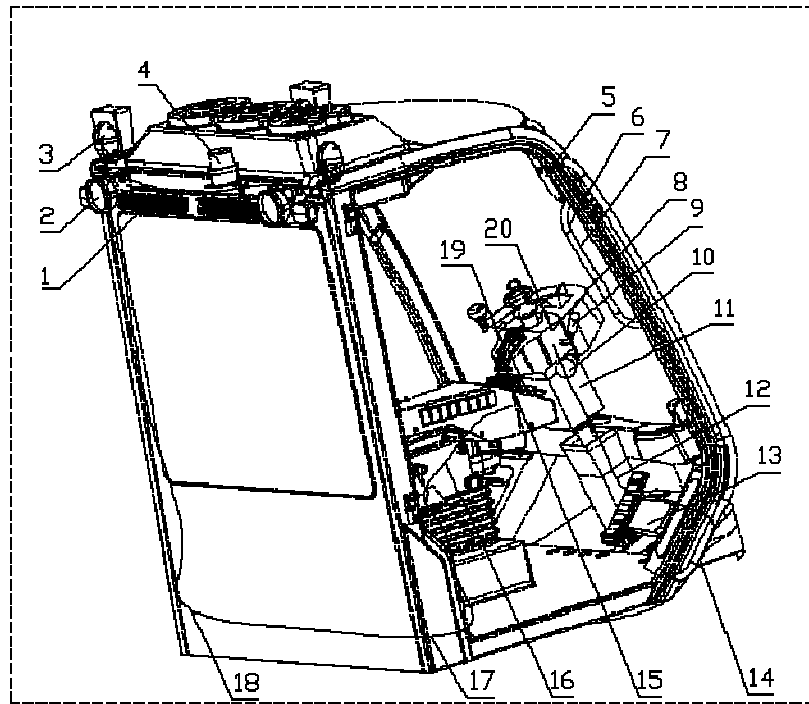


图 6-1 电气系统 I

Fig.6-1 Electrical system I

Ⓐ CPD160-AXZ4 Ⓑ CPD140-AXZ4 Ⓒ CPD120-AXZ4

Ⓓ CPD120-AXC4 Ⓔ CPD140-AXC4 Ⓕ CPD160-AXC4



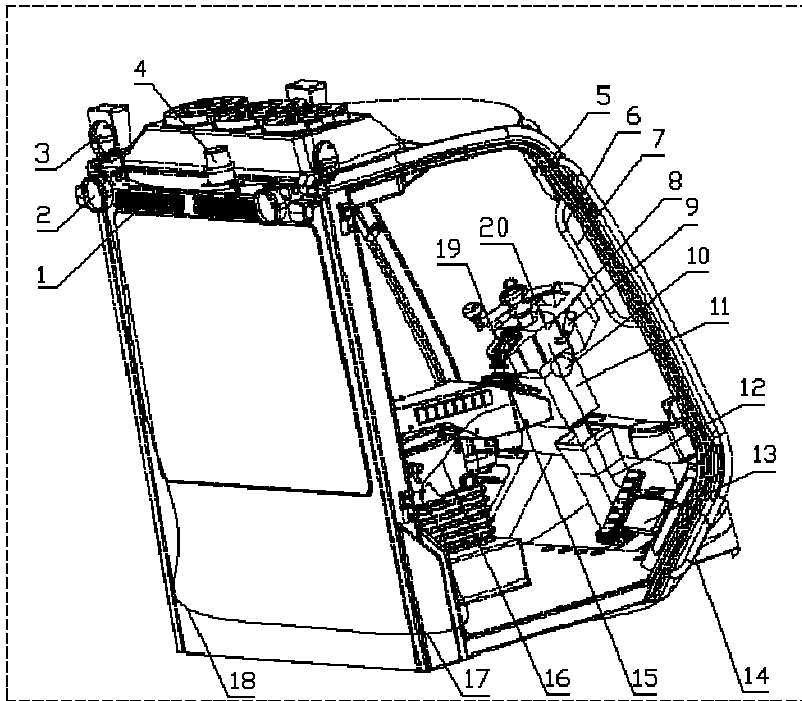
| 序号 Item | 代号 Part No. | 名称 Description | 数量 Qty | 备注或适用车型 Remarks Or Serial No. |
|------------|--------------------|------------------------------------|-----------|-------------------------------------|
| 1 | GXH160-700050-001 | 后灯 Rear combination lamp | 2 | |
| 2 | GXH160-700030-001 | 前工作灯 Front working light | 2 | 用作后工作灯 Used as rear working lamp |
| 3 | GXH160-700030-001 | 前工作灯 Front working light | 2 | |
| 4 | AP251-700030-000 | 警灯 Warning lamp | 1 | |
| 5 | AP1600-704000-000 | 仪表显示总成 Instrument display assy | 1 | Ⓐ Ⓑ Ⓒ |
| 5 | APC1600-704000-000 | 仪表显示总成 Instrument display assy | 1 | Ⓓ Ⓔ Ⓕ |
| 6 | AP250-791000-510 | 双无线叉臂摄像头 Double wireless camera | 1 | 选配 Apolegamy |
| 7 | GX161-705000-510 | 后视系统总成 Rear vision system assy | 1 | |
| 8 | GXR1600-750003-000 | 灯光组合开关 Light combination switch | 1 | |
| 9 | GX161-703000-000 | 换挡开关 Shift switch | 1 | |
| 10 | JK404C-1-G00 | 电门开关 Key switch | 1 | |
| 11 | JP255-741000-000 | 钥匙开关线束 Key switch harness | 1 | |
| 12 | AP1600-770000-000 | 方向机线束 Direction machine harness | 1 | |
| 13 | JCTH-2S-1 | 加速器 Accelerator | 1 | |
| 14 | G250-700010-000 | 制动灯开关 Stop lamp switch | 3 | |

图 6-1 电气系统 I

Fig.6-1 Electrical system I

Ⓐ CPD160-AXZ4 Ⓑ CPD140-AXZ4 Ⓒ CPD120-AXZ4

Ⓓ CPD120-AXC4 Ⓔ CPD140-AXC4 Ⓕ CPD160-AXC4



| 序号 Item | 代号 Part No. | 名称 Description | 数量 Qty | 备注或适用车型 Remarks Or Serial No. |
|------------|--------------------|--------------------------------------|-----------|----------------------------------|
| 15 | AP1600-740000-000 | 扶手总成 Armrest assy | 1 | |
| 16 | AP1600-762000-000 | 扶手线束 Armrest harness | 1 | |
| 17 | AP1600-761000-000 | 扶手过渡线束 Armrest transition harness | 1 | |
| 18 | AP1600-760000-000 | 驾驶室线束 Cab harness | 1 | Ⓐ Ⓑ Ⓒ |
| 18 | APC1600-760000-000 | 驾驶室线束 Cab harness | 1 | Ⓓ Ⓔ Ⓕ |
| 19 | AP1600-700600-000 | 四联翘板开关 Quadruple rocker switch | 1 | |
| 20 | AP1600-700010-000 | 灯光开关支架总成 Light switch bracket | 1 | |
| | | | | |
| | | | | |
| | | | | |
| | | | | |
| | | | | |
| | | | | |
| | | | | |
| | | | | |
| | | | | |
| | | | | |

图 6-2 电气系统 II
Fig.6-2 Electrical system II

- Ⓐ CPD160-AXZ4 Ⓑ CPD140-AXZ4 Ⓒ CPD120-AXZ4
 Ⓓ CPD120-AXC4 Ⓔ CPD140-AXC4 Ⓕ CPD160-AXC4

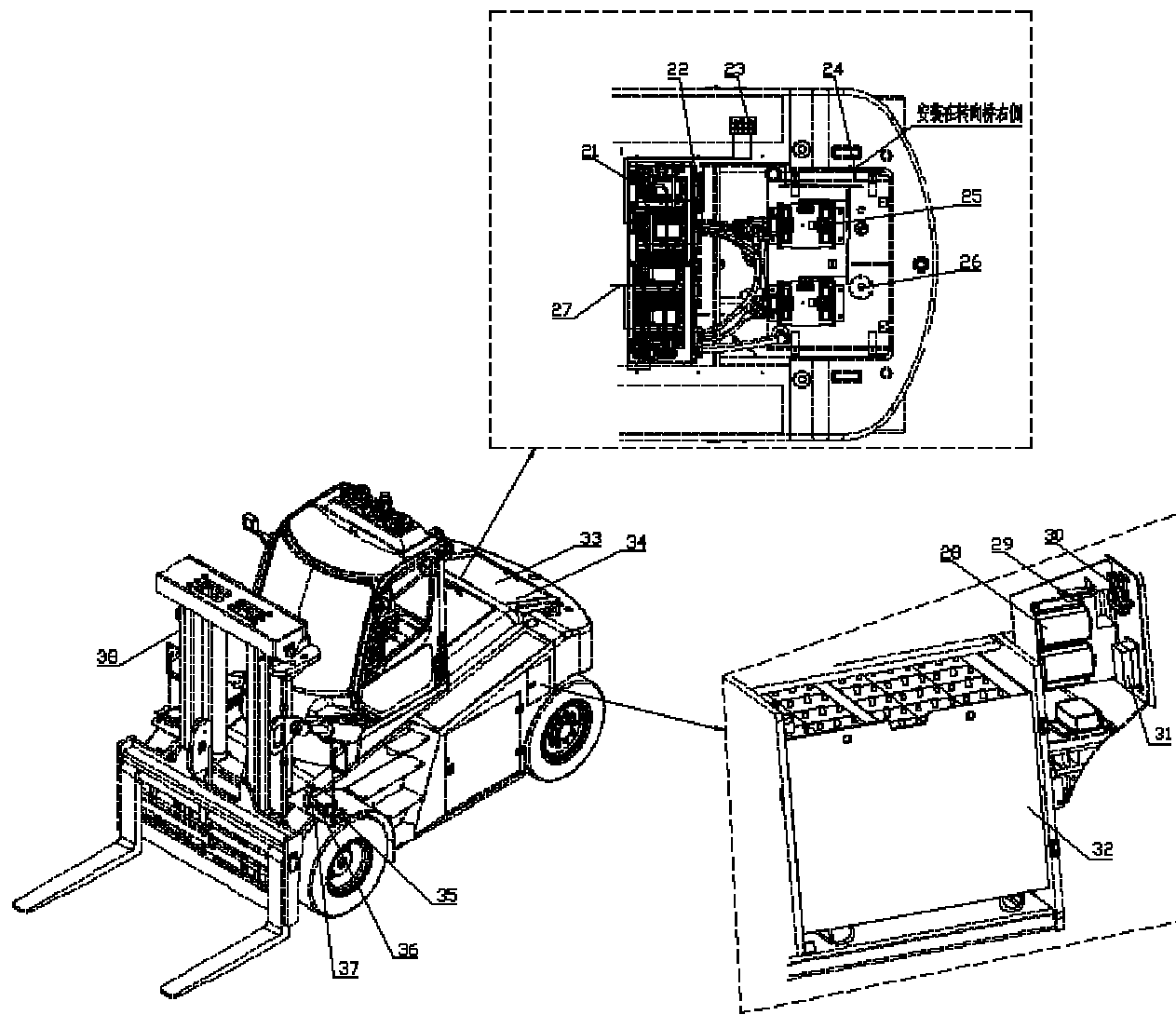


图 6-2 电气系统 II
Fig.6-2 Electrical system II

Ⓐ CPD160-AXZ4 Ⓑ CPD140-AXZ4 Ⓒ CPD120-AXZ4
Ⓓ CPD120-AXC4 Ⓔ CPD140-AXC4 Ⓕ CPD160-AXC4

| 序号 Item | 代号 Part No. | 名称 Description | 数量 Qty | 备注或适用车型 Remarks Or Serial No. |
|------------|--------------------|--------------------------------------|-----------|----------------------------------|
| 21 | AP1600-720000-000 | 控制器总成 Controller assy | 1 | Ⓐ Ⓑ Ⓒ |
| 21 | APC1600-720000-000 | 控制器总成 Controller assy | 1 | Ⓓ Ⓔ Ⓕ |
| 22 | AP1600-705000-000 | 控制器散热盒总成 Controller radiator assy | 2 | |
| 23 | AP1600-750000-000 | 电缆组总成 Cable assy | 1 | |
| 24 | AP1600-700900-000 | 角度传感器总成 Angle sensor assy | 1 | |
| 25 | AP1600-700300-00 | 电机风扇安装总成 Motor fan assy | 1 | |
| 26 | G165-650003-000 | 压力式发讯器 Pressure transmitter | 1 | |
| 27 | AP1200-710000-000 | 车身主线束 Bodywork lines | 1 | Ⓒ |
| 27 | AP1400-710000-000 | 车身主线束 Bodywork lines | 1 | Ⓑ |
| 27 | AP1600-710000-000 | 车身主线束 Bodywork lines | 1 | Ⓐ |
| 27 | APC1200-710000-000 | 车身主线束 Bodywork lines | 1 | Ⓓ |
| 27 | APC1400-710000-000 | 车身主线束 Bodywork lines | 1 | Ⓔ |
| 27 | APC1600-710000-000 | 车身主线束 Bodywork lines | 1 | Ⓕ |
| | | | | |
| | | | | |

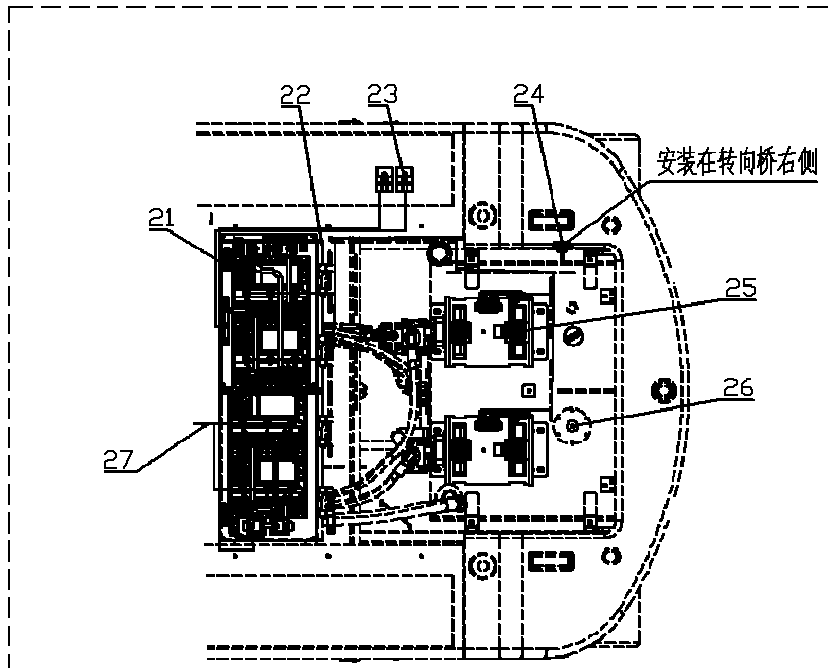
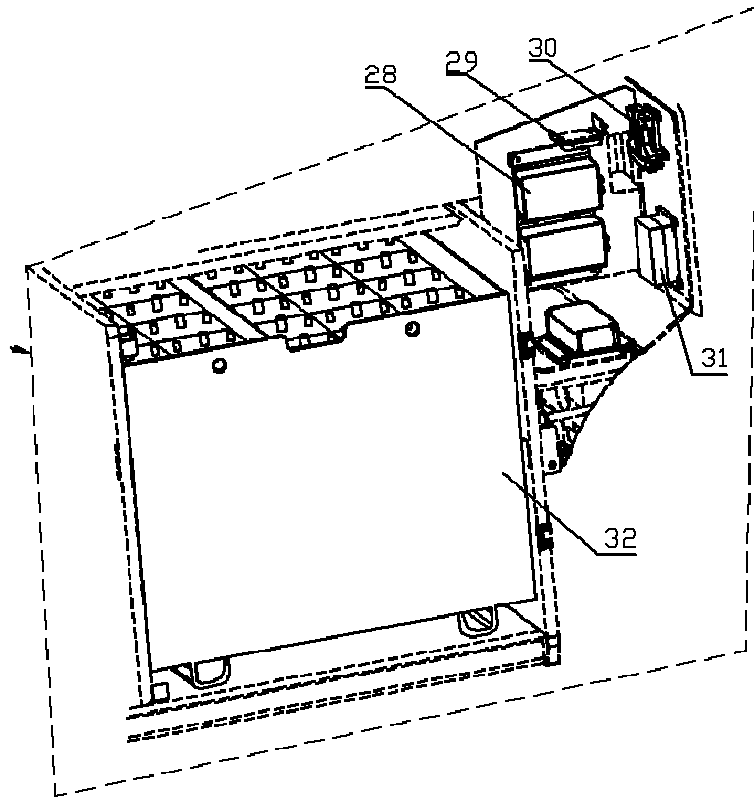


图 6-2 电气系统 II
Fig.6-2 Electrical system II

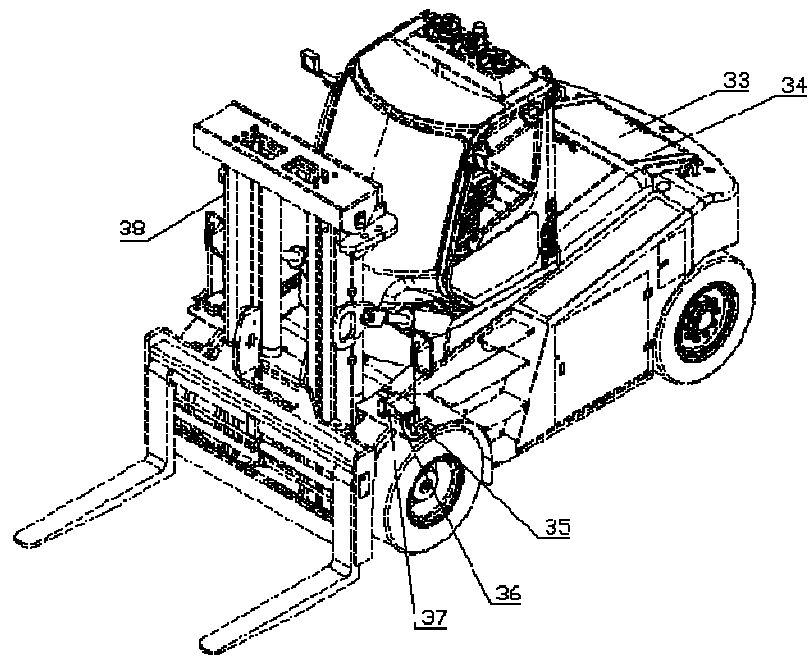
Ⓐ CPD160-AXZ4 Ⓑ CPD140-AXZ4 Ⓒ CPD120-AXZ4
Ⓓ CPD120-AXC4 Ⓔ CPD140-AXC4 Ⓕ CPD160-AXC4



| 序号 Item | 代号 Part No. | 名称 Description | 数量 Qty | 备注或适用车型 Remarks Or Serial No. |
|------------|--------------------|------------------------------|-----------|----------------------------------|
| 28 | AP1600-700100-000 | DC-DC 转换器 DC-DC converter | 3 | Ⓐ Ⓑ Ⓒ |
| 28 | APC1600-700100-000 | DC-DC 转换器 DC-DC converter | 3 | Ⓓ Ⓔ Ⓕ |
| 29 | 15Z*150006 | 顶灯 24V Toplight 24V | 1 | |
| 30 | AP1600-700200-000 | 阀控制器 Valve controller | 1 | |
| 31 | AP1600-700400-000 | 控制盒总成 Control box assy | 1 | Ⓐ Ⓑ Ⓒ |
| 31 | APC1600-700400-000 | 控制盒总成 Control box assy | 1 | Ⓓ Ⓔ Ⓕ |
| 32 | AP1600-730000-000 | 蓄电池总成 Battery assy | 1 | |
| | | | | |
| | | | | |
| | | | | |
| | | | | |
| | | | | |
| | | | | |
| | | | | |
| | | | | |
| | | | | |
| | | | | |
| | | | | |

图 6-2 电气系统 II
Fig.6-2 Electrical system II

Ⓐ CPD160-AXZ4 Ⓑ CPD140-AXZ4 Ⓒ CPD120-AXZ4
Ⓓ CPD120-AXC4 Ⓔ CPD140-AXC4 Ⓕ CPD160-AXC4



| 序号 Item | 代号 Part No. | 名称 Description | 数量 Qty | 备注或适用车型 Remarks Or Serial No. |
|------------|-------------------|--------------------------------------|-----------|----------------------------------|
| 33 | JP305-700030-000 | 直流风扇组合 24V DC fan combination 24V | 8 | |
| 34 | AP1600-710001-000 | 散热风扇线束 Cooling fan harness | 1 | |
| 35 | GXH160-700060-001 | 侧灯 Side marker | 2 | |
| 36 | GXH160-700020-001 | 前小灯 Front signal light | 2 | |
| 37 | GXH160-700010-001 | 前大灯 Head light | 2 | |
| 38 | GXH160-700010-001 | 前大灯 Head light | 2 | 用作门架灯 Used as gantry lights |
| | | | | |
| | | | | |
| | | | | |
| | | | | |
| | | | | |
| | | | | |
| | | | | |
| | | | | |
| | | | | |
| | | | | |
| | | | | |
| | | | | |

图 6-3 电气系统III
Fig.6-3 Electrical systemIII

- Ⓐ CPD160-AXZ4 Ⓑ CPD140-AXZ4 Ⓒ CPD120-AXZ4
Ⓓ CPD120-AXC4 Ⓔ CPD140-AXC4 Ⓕ CPD160-AXC4

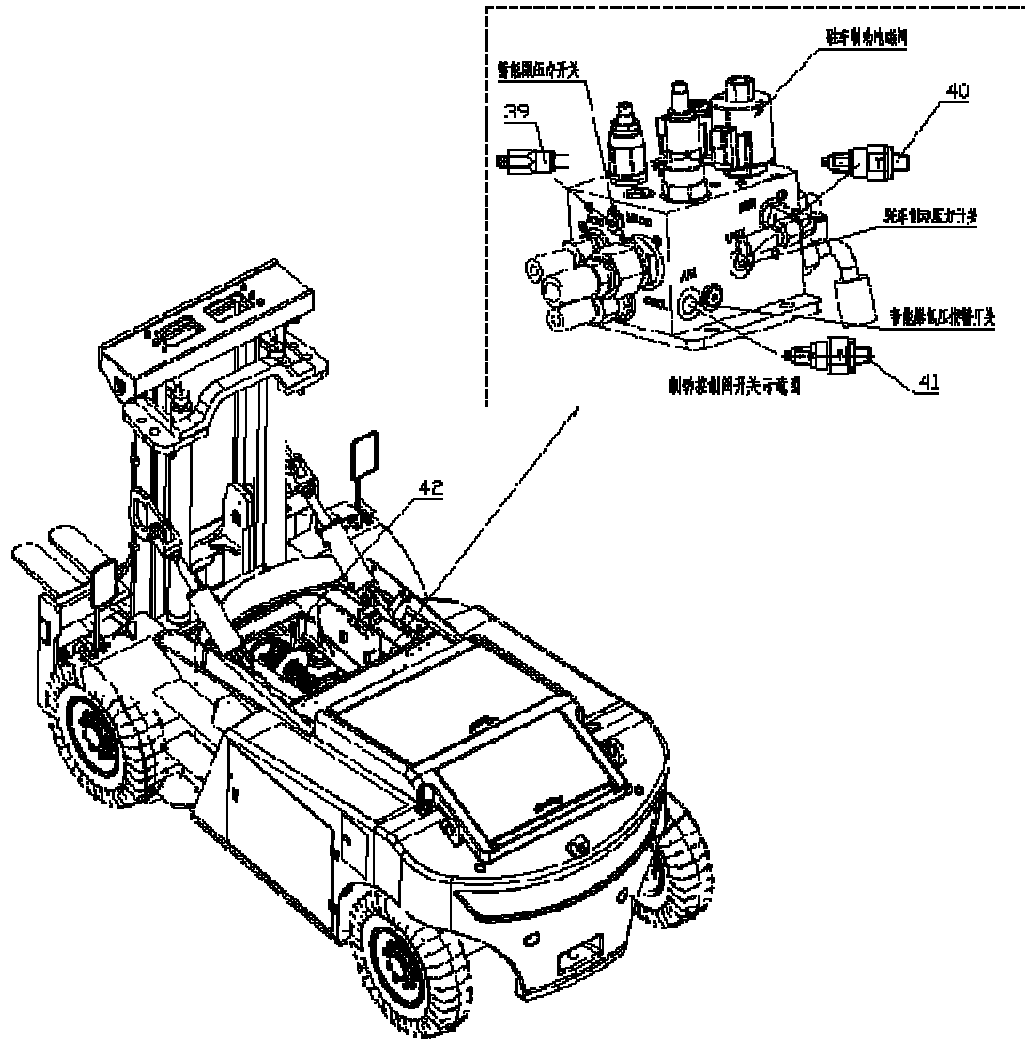


图 6-3 电气系统III

Fig.6-3 Electrical systemIII

Ⓐ CPD160-AXZ4 Ⓑ CPD140-AXZ4 Ⓒ CPD120-AXZ4

Ⓓ CPD120-AXC4 Ⓔ CPD140-AXC4 Ⓕ CPD160-AXC4

| 序号 Item | 代号 Part No. | 名称 Description | 数量 Qty | 备注或适用车型 Remarks Or Serial No. |
|------------|-------------------|---|-----------|--|
| 39 | AP1600-700500-000 | 蓄能器压力开关 Accumulator pressure switch | 1 | |
| 40 | G250-700007-000 | 驻车制动开关 Parking brake switch | 1 | |
| 41 | G250-700007-000 | 驻车制动开关 Parking brake switch | 1 | 用作蓄能器低压报警开关 |
| 42 | G160-700008-000 | 制动液温度开关 Brake fluid temperature switch | 1 | Used as low voltage alarm switch for accumulator |
| | | | | |
| | | | | |
| | | | | |
| | | | | |
| | | | | |
| | | | | |
| | | | | |
| | | | | |
| | | | | |
| | | | | |
| | | | | |
| | | | | |
| | | | | |
| | | | | |
| | | | | |
| | | | | |

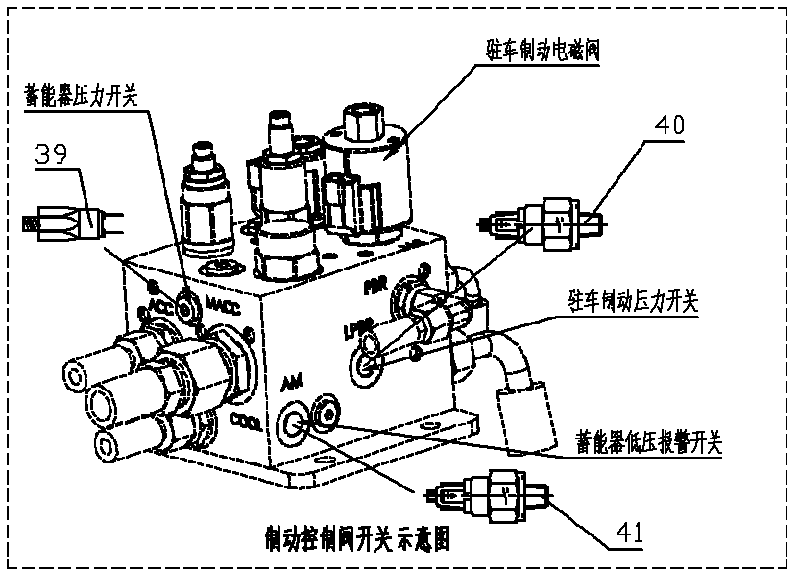
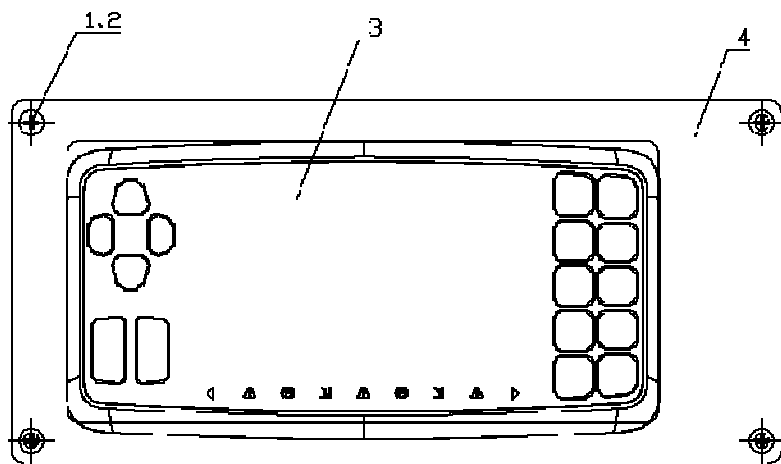


图 6-4 仪表显示总成
Fig.6-4 Instrument display assy

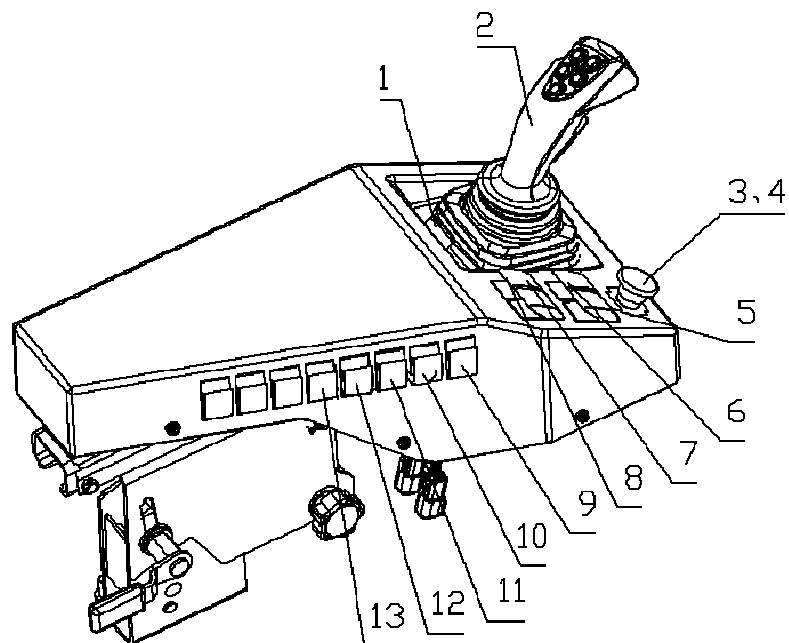
Ⓐ CPD160-AXZ4 Ⓑ CPD140-AXZ4 Ⓒ CPD120-AXZ4



| 序号 Item | 代号 Part No. | 名称 Description | 数量 Qty | 备注或适用车型 Remarks Or Serial No. |
|------------|-------------------|-------------------------------|-----------|----------------------------------|
| 1 | G000067-004012-00 | 螺钉 M4×12 Screw M4×12 | 4 | |
| 2 | G000848-000004-00 | 垫圈 4 Washer 4 | 4 | |
| 3 | AP1600-704010-000 | IDD 智能仪表 IDD smart display | 1 | |
| 4 | AP1600-704020-000 | 仪表架前面板 Front panel | 1 | |
| | | | | |
| | | | | |
| | | | | |
| | | | | |
| | | | | |
| | | | | |
| | | | | |
| | | | | |
| | | | | |
| | | | | |
| | | | | |
| | | | | |
| | | | | |

图 6-5 扶手总成
Fig.6-5 Armrest assy

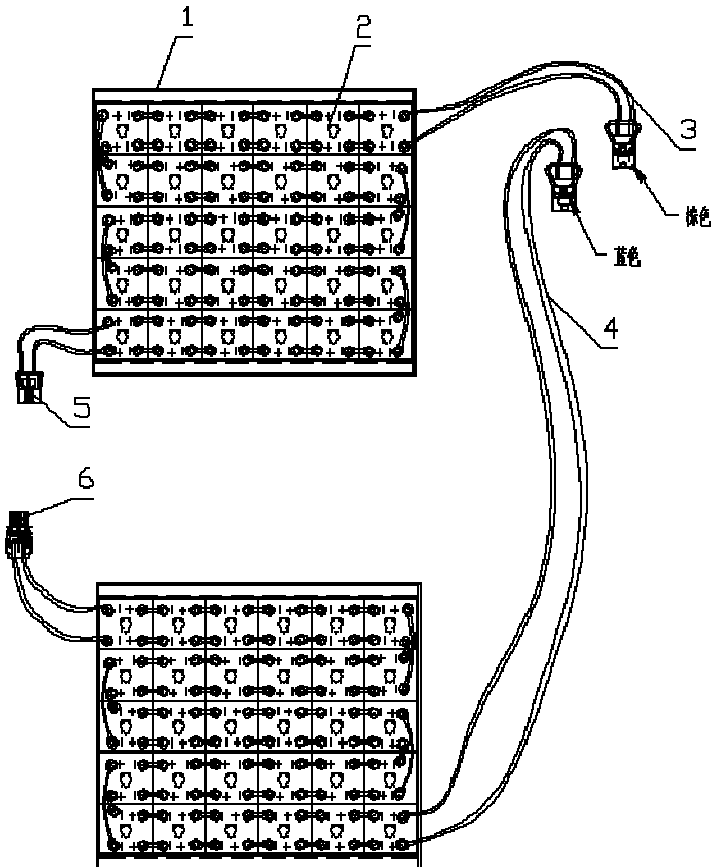
Ⓐ CPD160-AXZ4 Ⓑ CPD140-AXZ4 Ⓒ CPD120-AXZ4
Ⓓ CPD120-AXC4 Ⓔ CPD140-AXC4 Ⓕ CPD160-AXC4



| 序号 Item | 代号 Part No. | 名称 Description | 数量 Qty | 备注或适用车型 Remarks Or Serial No. |
|------------|-------------------|---|-----------|---|
| 1 | SR200-705000-000 | 喇叭按钮总成 Horn button assy | 1 | |
| 2 | AP1600-740100-000 | 操纵手柄 Control handle | 1 | |
| 3 | JP301-700040-900 | 红色紧停按钮 Emergency stop switch | 1 | |
| 4 | JP255-700200-000 | 紧停按钮线束 Emergency stop switch harness | 1 | |
| 5 | G250-740014-000 | 前工作灯翘板开关 Front working light switch | 1 | |
| 6 | G250-740027-000 | 后工作灯翘板开关 Rear working light switch | 1 | |
| 7 | G250-740015-000 | 警灯翘板开关 Warning lamp switch | 1 | |
| 8 | G250-740011-000 | 驻车制动翘板开关 Parking brake switch | 1 | |
| 9 | G250-740016-000 | 后雨刮翘板开关 Rear wiper switch | 1 | |
| 10 | G250-740017-000 | 顶置雨刮翘板开关 Overhead wiper switch | 1 | |
| 11 | G161-700005-001 | 前雨刮洗涤翘板开关 Front wiper washing switch | 1 | 用作顶雨刮洗涤开关 Used as a top wiper wash switch |
| 12 | G250-740012-000 | 灯光翘板开关 Light switch | 1 | 用作门架灯开关 Used as a gate-holder light switch |
| 13 | G250-740020-000 | A/C 翘板开关 A/C switch | | 空调开关 Air conditioning switch |
| | | | | |
| | | | | |

图 6-6 蓄电池组合
Fig.6-6 Battery combination

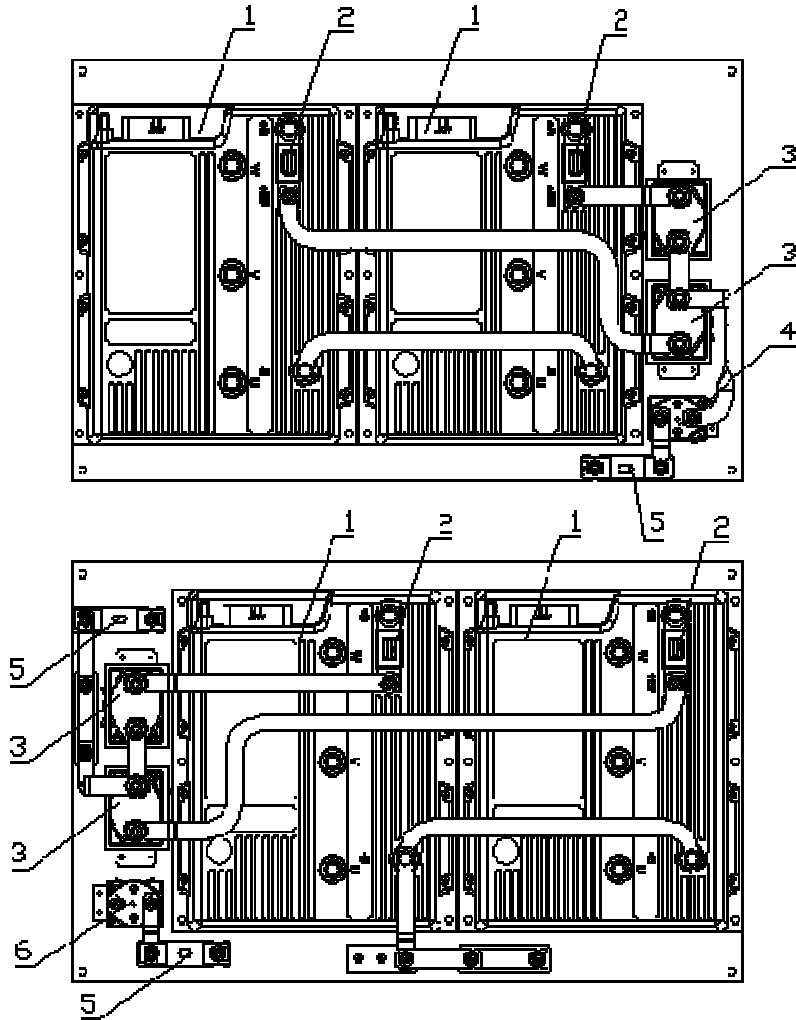
Ⓐ CPD160-AXZ4 Ⓑ CPD140-AXZ4 Ⓒ CPD120-AXZ4
Ⓓ CPD120-AXC4 Ⓔ CPD140-AXC4 Ⓕ CPD160-AXC4



| 序号 Item | 代号 Part No. | 名称 Description | 数量 Qty | 备注或适用车型 Remarks Or Serial No. |
|------------|-------------------|-----------------------------------|-----------|----------------------------------|
| 1 | AP1600-731000-000 | 蓄电池箱体总成 Battery box assy | 2 | |
| 2 | AP1600-730010-000 | 蓄电池 Battery | 60 | |
| 3 | AP1600-733000-000 | 右蓄电池电缆 2 Right battery cable 2 | 1 | |
| 4 | AP1600-735000-000 | 左蓄电池电缆 2 Left battery cable 2 | 1 | |
| 5 | AP1600-732000-000 | 右蓄电池电缆 1 Right battery cable 1 | 1 | |
| 6 | AP1600-734000-000 | 左蓄电池电缆 1 Left battery cable 1 | 1 | |
| | | | | |
| | | | | |
| | | | | |
| | | | | |
| | | | | |
| | | | | |
| | | | | |
| | | | | |
| | | | | |
| | | | | |

图 6-7 控制器总成
Fig.6-7 Controller assy

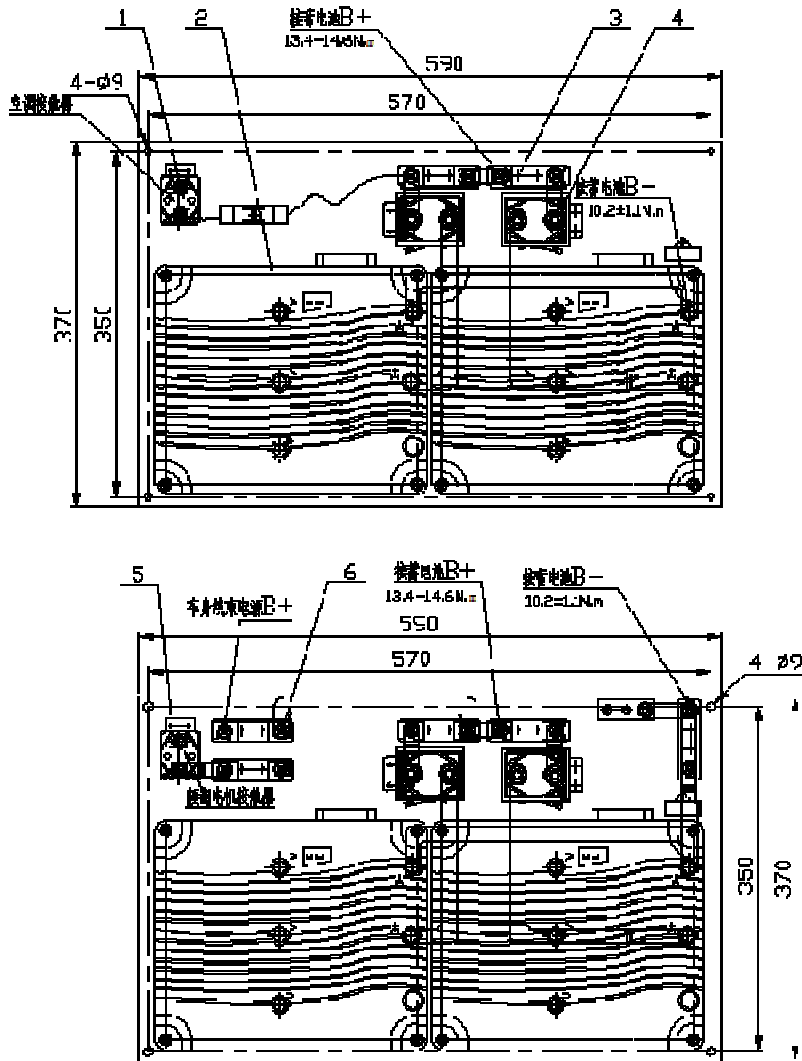
Ⓐ CPD160-AXZ4 Ⓑ CPD140-AXZ4 Ⓒ CPD120-AXZ4



| 序号 Item | 代号 Part No. | 名称 Description | 数量 Qty | 备注或适用车型 Remarks Or Serial No. |
|------------|----------------|-----------------------------|-----------|----------------------------------|
| 1 | AC3/120V/500A | ZAPI 控制器 ZAPI controller | 4 | |
| 2 | 350A | 熔断器 Fuse | 4 | 控制器用 Controller use |
| 3 | SW200-583 | 接触器 Contactor | 4 | 控制器用 Controller use |
| 4 | SW80B-2149 | 接触器 Contactor | 1 | 空调用 Controller use |
| 5 | 50A | 熔断器 Fuse | 3 | |
| 6 | SW80-65 | 接触器 Fuse | 1 | 倾翻电机用 Tipping motor |
| | | | | |
| | | | | |
| | | | | |
| | | | | |
| | | | | |
| | | | | |
| | | | | |
| | | | | |
| | | | | |

图 6-7 控制器总成
Fig.6-7 Controller assy

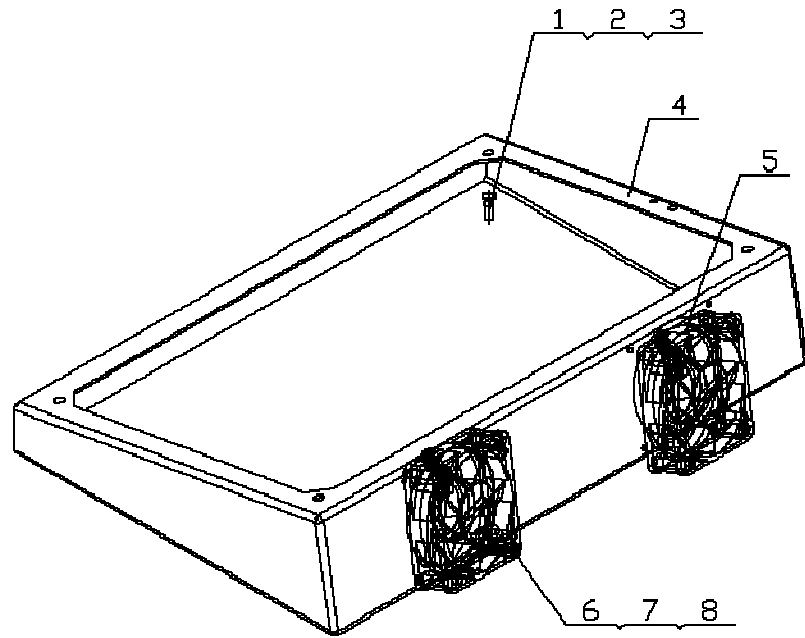
① CPD120-AXC4 ② CPD140-AXC4 ③ CPD160-AXC4



| 序号 Item | 代号 Part No. | 名称 Description | 数量 Qty | 备注或适用车型 Remarks Or Serial No. |
|------------|--------------------|-------------------|-----------|----------------------------------|
| 1 | APC1600-721000-000 | 接触器 Contactor | 1 | |
| 2 | APC1600-725000-000 | 控制器 Controller | 4 | |
| 3 | AP251-700020-G00 | 保险丝 Fuse | 4 | |
| 4 | APC1600-722000-000 | 接触器 Contactor | 4 | |
| 5 | APC1600-723000-000 | 接触器 Contactor | 1 | |
| 6 | APC1600-724000-000 | 保险丝 Fuse | 2 | |
| | | | | |
| | | | | |
| | | | | |
| | | | | |
| | | | | |
| | | | | |
| | | | | |
| | | | | |
| | | | | |

图 6-8 控制器散热盒总成
Fig.6-8 Controller radiator assy

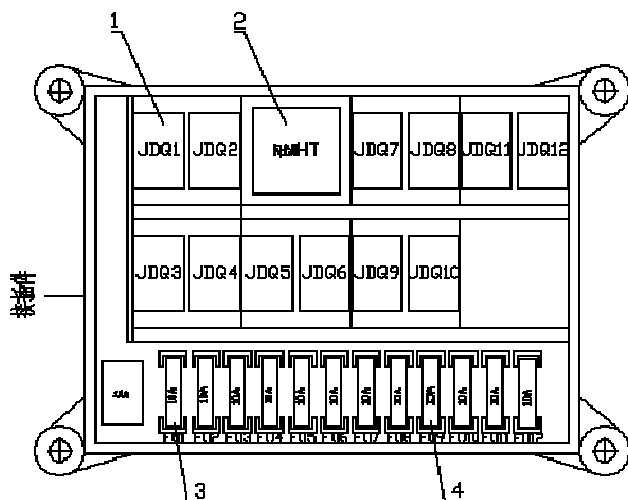
Ⓐ CPD160-AXZ4 Ⓑ CPD140-AXZ4 Ⓒ CPD120-AXZ4
Ⓓ CPD120-AXC4 Ⓔ CPD140-AXC4 Ⓕ CPD160-AXC4



| 序号 Item | 代号 Part No. | 名称 Description | 数量 Qty | 备注或适用车型 Remarks Or Serial No. |
|------------|-------------------|--------------------------------------|-----------|----------------------------------|
| 1 | GB5783-86-M8×20 | 螺栓 M8×20 Bolt M8 × 20 | 4 | |
| 2 | G005787-020095-01 | 垫圈 8 Washer 8 | 4 | |
| 3 | G0097P1-000008-00 | 垫圈 8 Washer 8 | 4 | |
| 4 | AP1600-705100-000 | 控制器散热盒 Controller heat sink | 1 | |
| 5 | JP305-700030-000 | 直流风扇组合 24V DC fan combination 24V | 2 | |
| 6 | G000067-004055-00 | 螺钉 M4×55 Screw M4 × 55 | 8 | |
| 7 | G000093-000004-00 | 垫圈 4 Washer 4 | 8 | |
| 8 | G0097P1-000004-00 | 垫圈 4 Washer 4 | 8 | |
| | | | | |
| | | | | |
| | | | | |
| | | | | |
| | | | | |
| | | | | |
| | | | | |
| | | | | |
| | | | | |

图 6-9 控制盒总成
Fig.6-9 Control box assy

Ⓐ CPD160-AXZ4 Ⓑ CPD140-AXZ4 Ⓒ CPD120-AXZ4

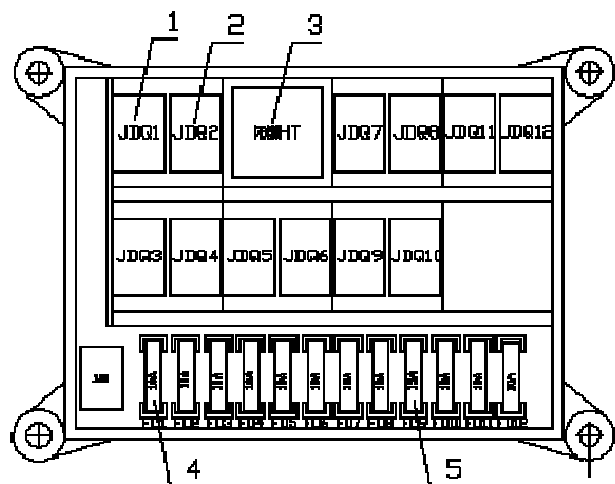


| 符号/SIGN | 名称/NAME |
|---------|--------------------------------------|
| JDQ1 | 大灯继电器 Headlight relay |
| JDQ2 | 倒车继电器 Back buzzer relay |
| JDQ3 | 喇叭继电器 Horn relay |
| JDQ4 | 手刹继电器 Handbrake relay |
| HT | 闪光器 Flasher |
| JDQ5 | 液压油散热风扇继电器 Hydraulic oil fan relay |
| JDQ6 | 驻车制动电磁阀继电器 Parking brake valve relay |
| JDQ7-12 | 预留继电器 Reserved relay |

| 序号 Item | 代号 Part No. | 名称 Description | 数量 Qty | 备注或适用车型 Remarks Or Serial No. |
|------------|---------------------|-------------------------------|-----------|----------------------------------|
| 1 | 871-1C-C-R1/24V/15A | 继电器 (JDQ1-6) Relay JDQ1-6) | 5 | SONGCHUAN |
| 2 | X700-706102-000 | 闪光器 flash apparatus | 1 | 泰格 Tadhgh |
| 3 | 10A | 保险丝 fuse | 11 | Littelfusel/Bussmann |
| 4 | 15A | 保险丝 fuse | 1 | Littelfusel/Bussmann |
| | | | | |
| | | | | |
| | | | | |
| | | | | |
| | | | | |
| | | | | |
| | | | | |
| | | | | |
| | | | | |
| | | | | |

图 6-9 控制盒总成
Fig.6-9 Control box assy

Ⓓ CPD120-AXC4 Ⓔ CPD140-AXC4 Ⓕ CPD160-AXC4

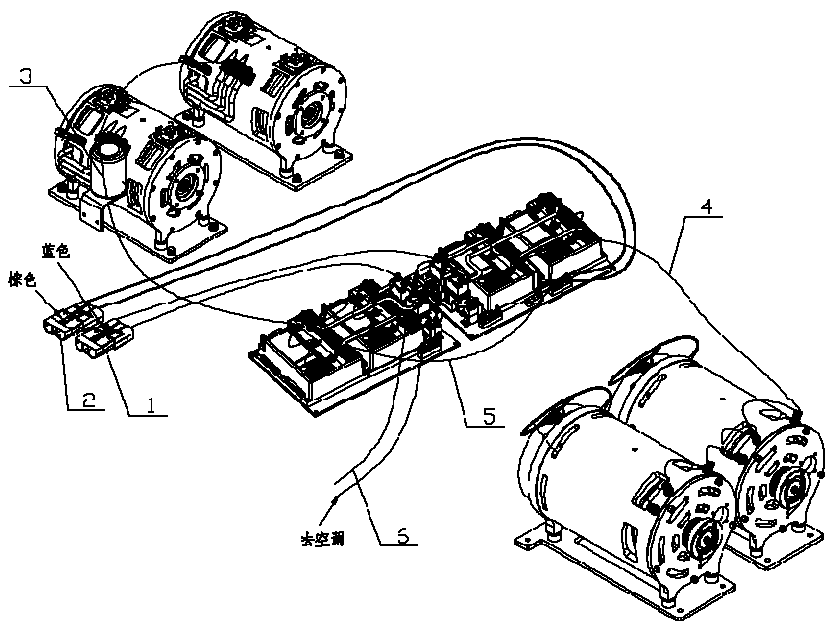


| 序号 Item | 代号 Part No. | 名称 Description | 数量 Qty | 备注或适用车型 Remarks Or Serial No. |
|------------|------------------|--------------------------|-----------|----------------------------------|
| 1 | R450-706002-000 | 继电器 (JDQ1、3) Relay | 2 | SONGCHUAN |
| 2 | XB450-706003-000 | 继电器 (JDQ2、4-10) Relay | 8 | SONGCHUAN |
| 3 | X700-706102-000 | 闪光器 flash apparatus | 1 | 泰格 Tadhgh |
| 4 | 10A | 保险丝 fuse | 11 | Littelfusel/Bussmann |
| 5 | 15A | 保险丝 fuse | 1 | Littelfusel/Bussmann |
| | | | | |
| | | | | |
| | | | | |
| | | | | |
| | | | | |
| | | | | |
| | | | | |
| | | | | |
| | | | | |
| | | | | |
| | | | | |

| 符号/SIGN | 名称/NAME |
|----------|--------------------------------------|
| JDQ1 | 大灯继电器 Headlight relay |
| JDQ2 | 倒车继电器 Back buzzer relay |
| JDQ3 | 喇叭继电器 Horn relay |
| JDQ4 | 手刹继电器 Handbrake relay |
| HT | 闪光器 Flasher |
| JDQ5 | 液压油散热风扇继电器 Hydraulic oil fan relay |
| JDQ6 | 驻车制动电磁阀继电器 Parking brake valve relay |
| JDQ7-10 | 预充电继电器 Precharge relay |
| JDQ11-12 | 预留继电器 Reserved relay |

图 6-10 电缆组总成
Fig.6-10 Cable assy

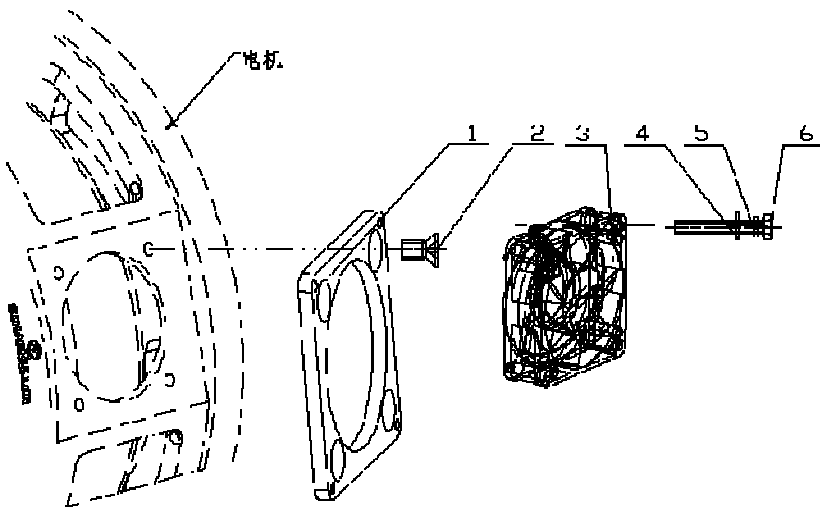
Ⓐ CPD160-AXZ4 Ⓑ CPD140-AXZ4 Ⓒ CPD120-AXZ4
 Ⓓ CPD120-AXC4 Ⓔ CPD140-AXC4 Ⓕ CPD160-AXC4



| 序号 Item | 代号 Part No. | 名称 Description | 数量 Qty | 备注或适用车型 Remarks Or Serial No. |
|------------|-------------------|---------------------------------------|-----------|----------------------------------|
| 1 | AP1600-751000-000 | 正极车身电源电缆 Positive body power cable | 1 | |
| 2 | AP1600-752000-000 | 负极车身电源电缆 Negative body power cable | 1 | |
| 3 | AP1600-754000-000 | 油泵电机电缆 Oil pump motor cable | 1 | |
| 4 | AP1600-753000-000 | 牵引电机电缆 Traction motor cable | 1 | |
| 5 | AP1600-755000-000 | 过渡电源电缆 Transition power cable | 1 | |
| 6 | AP1600-756000-000 | 空调电缆 Air conditioning cable | 1 | |
| | | | | |
| | | | | |
| | | | | |
| | | | | |
| | | | | |
| | | | | |
| | | | | |
| | | | | |
| | | | | |
| | | | | |
| | | | | |

图 6-11 电机风扇安装总成
Fig.6-11 Motor fan assembly

Ⓐ CPD160-AXZ4 Ⓑ CPD140-AXZ4 Ⓒ CPD120-AXZ4
Ⓓ CPD120-AXC4 Ⓔ CPD140-AXC4 Ⓕ CPD160-AXC4



| 序号 Item | 代号 Part No. | 名称 Description | 数量 Qty | 备注或适用车型 Remarks Or Serial No. |
|------------|-------------------|---------------------------------|-----------|----------------------------------|
| 1 | AP1600-700310-000 | 风扇安装平板 Fan mounting plate | 1 | |
| 2 | G000819-010025-00 | 螺钉 M10×25 Screw M10 × 25 | 4 | |
| 3 | AP1600-700320-000 | 24V 风扇组合 24V fan combination | 1 | |
| 4 | G0097P1-000004-00 | 垫圈 4 Washer 4 | 4 | |
| 5 | G000093-000004-00 | 垫圈 4 Washer 4 | 4 | |
| 6 | G005783-004030-00 | 螺栓 M4×30 Bolt M4 × 30 | 4 | |
| | | | | |
| | | | | |
| | | | | |
| | | | | |
| | | | | |
| | | | | |
| | | | | |
| | | | | |
| | | | | |
| | | | | |
| | | | | |
| | | | | |

第七部分 驾驶室 Part VII Cab

Ⓐ CPD160-AXZ4

Ⓑ CPD140-AXZ4

Ⓒ CPD120-AXZ4

Ⓓ CPD120-AXC4

Ⓔ CPD140-AXC4

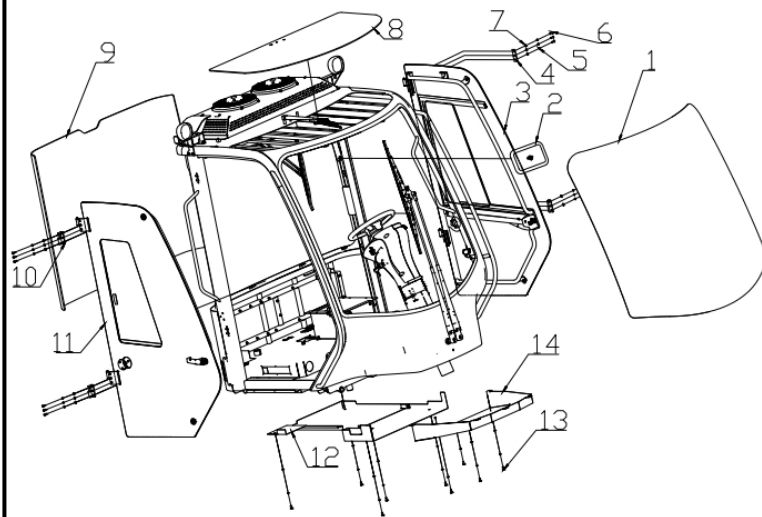
Ⓕ CPD160-AXC4

| 序号 Item | 名称 Description | 适用车型 Serial No. | 页码 Page |
|---------------------|---------------------------------|--------------------|------------|
| 图 7-1 Fig. 7-1 | 驾驶室组件 1 Cab assembly 1 | Ⓐ Ⓑ Ⓒ Ⓓ Ⓔ Ⓕ | 7-1 |
| 图 7-2 Fig. 7-2 | 驾驶室组件 2 (雨刮及喷水) Cab assy 2 | Ⓐ Ⓑ Ⓒ Ⓓ Ⓔ Ⓕ | 7-3 |
| 图.7-3 Fig. 7-3 | 驾驶室组件 3 Cab assy 3 | Ⓐ Ⓑ Ⓒ Ⓓ Ⓔ Ⓕ | 7-4 |
| 图.7-4 Fig. 7-4 | 驾驶室组件 4 Cab assy 4 | Ⓐ Ⓑ Ⓒ Ⓓ Ⓔ Ⓕ | 7-7 |
| 图 7-5 Fig. 7-5 | 驾驶室总成 Cab assy | Ⓐ Ⓑ Ⓒ Ⓓ Ⓔ Ⓕ | 7-8 |
| 图 7-6 Fig. 7-6 | 驾驶室 Cab | Ⓐ Ⓑ Ⓒ Ⓓ Ⓔ Ⓕ | 7-9 |
| 图.7-7 Fig. 7-7 | 座椅支架总成 seat support assembly | Ⓐ Ⓑ Ⓒ Ⓓ Ⓔ Ⓕ | 7-11 |
| 图.7-8 Fig. 7-8 | 锁扣总成 Locking assembly | Ⓐ Ⓑ Ⓒ Ⓓ Ⓔ Ⓕ | 7-12 |
| 图 7-9 Fig. 7-9 | 操纵扶手总成 Handle arm assembly | Ⓐ Ⓑ Ⓒ Ⓓ Ⓔ Ⓕ | 7-13 |
| 图 7-10 Fig. 7-10 | 调节机构 Adjusting mechanism | Ⓐ Ⓑ Ⓒ Ⓓ Ⓔ Ⓕ | 7-15 |
| 图.7-11 Fig. 7-11 | 左门总成 Left door assembly | Ⓐ Ⓑ Ⓒ Ⓓ Ⓔ Ⓕ | 7-16 |

| 序号 Item | 名称 Description | 适用车型 Serial No. | 页码 Page |
|---------------------|----------------------------------|--------------------|------------|
| 图.7-12 Fig. 7-12 | 右门总成 Right door assembly | Ⓐ Ⓑ Ⓒ Ⓓ Ⓔ Ⓕ | 7-18 |
| 图 7-13 Fig. 7-13 | 空调系统 Air conditioning system | Ⓐ Ⓑ Ⓒ Ⓓ Ⓔ Ⓕ | 7-20 |
| 图 7-14 Fig. 7-14 | 冷凝器总成 Condenser assembly | Ⓐ Ⓑ Ⓒ Ⓓ Ⓔ Ⓕ | 7-21 |
| 图.7-15 Fig. 7-15 | 蒸发器总成 Evaporator assembly | Ⓐ Ⓑ Ⓒ Ⓓ Ⓔ Ⓕ | 7-22 |
| 图.7-16 Fig. 7-16 | 驾驶室电气系统 Cab electrical system | Ⓐ Ⓑ Ⓒ Ⓓ Ⓔ Ⓕ | 7-24 |
| 图 7-17 Fig. 7-17 | 内饰系统 Interior system | Ⓐ Ⓑ Ⓒ Ⓓ Ⓔ Ⓕ | 7-25 |
| 图 7-18 Fig. 7-18 | 倾翻支架 Tipping bracket | Ⓐ Ⓑ Ⓒ Ⓓ Ⓔ Ⓕ | 7-27 |
| | | | |

图 7-1 驾驶室组件 1
Fig. 7-1 Cab assembly 1

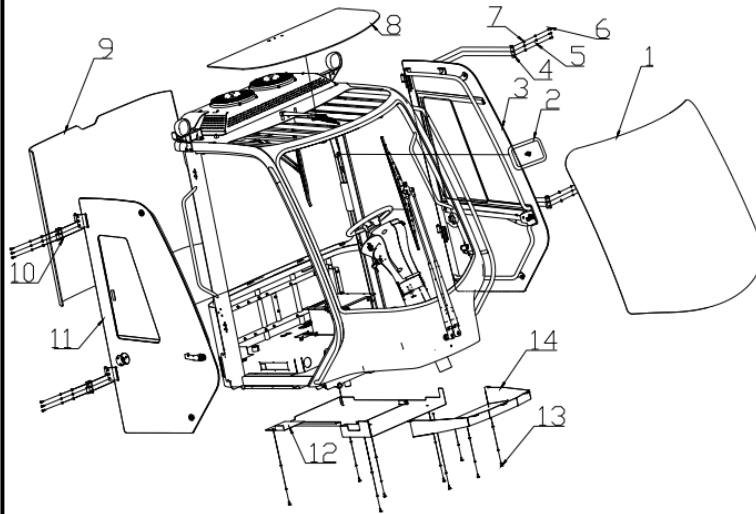
Ⓐ CPD160-AXZ4 Ⓑ CPD140-AXZ4 Ⓒ CPD120-AXZ4
Ⓓ CPD120-AXC4 Ⓔ CPD140-AXC4 Ⓕ CPD160-AXC4



| 序号 Item | 物料码 Part NO. | 名称 Description | 数量 Qty | 备注或适用车型 Remarks or Serial NO. |
|------------|--------------------|------------------------------|-----------|----------------------------------|
| 1 | J01G200-000001-G00 | 前玻璃 Front glass | 1 | |
| 2 | 3060-G00 | 观后镜 Rear mirror | 1 | |
| 3 | J01G200-200000-000 | 左门总成 Left door assembly | 1 | 见图 7-11 See figure 7-11 |
| 4 | J01G200-000300-000 | 左侧铰链 Left hinge | 2 | |
| 5 | GB/T 93-87 | 弹簧垫圈 8 Washer | 21 | |
| 6 | GB/T 70.2 | 盘头内六角螺栓 M8x20 Bolt | 12 | |
| 7 | GB/T 95-85 | 平垫圈 8 Washer | 21 | |
| 8 | J01G200-000003-G00 | 顶玻璃 Top glass | 1 | |
| 9 | J01G200-000002-G00 | 后玻璃 Rear glass | 1 | |
| 10 | J01G200-000500-000 | 右铰链 Right hinge | 2 | |
| 11 | J01G200-300000-000 | 右门总成 Right door assembly | 1 | 见图7-12 See figure 7-12 |
| 12 | J01G200-004000-000 | 底部罩壳总成 Bottom housing | 1 | |
| - | J01G200-004100-000 | 驾驶底壳 Driving bottom shell | 1 | |
| - | J01G200-004001-000 | 驾驶室底壳 Cab bottom shell | 1 | |
| 13 | GB/T 5781-86 | 螺栓 M8X16 Bolt | 9 | |

图 7-1 驾驶室组件 1
Fig. 7-1 Cab assembly 1

Ⓐ CPD160-AXZ4 Ⓑ CPD140-AXZ4 Ⓒ CPD120-AXZ4
Ⓓ CPD120-AXC4 Ⓔ CPD140-AXC4 Ⓕ CPD160-AXC4

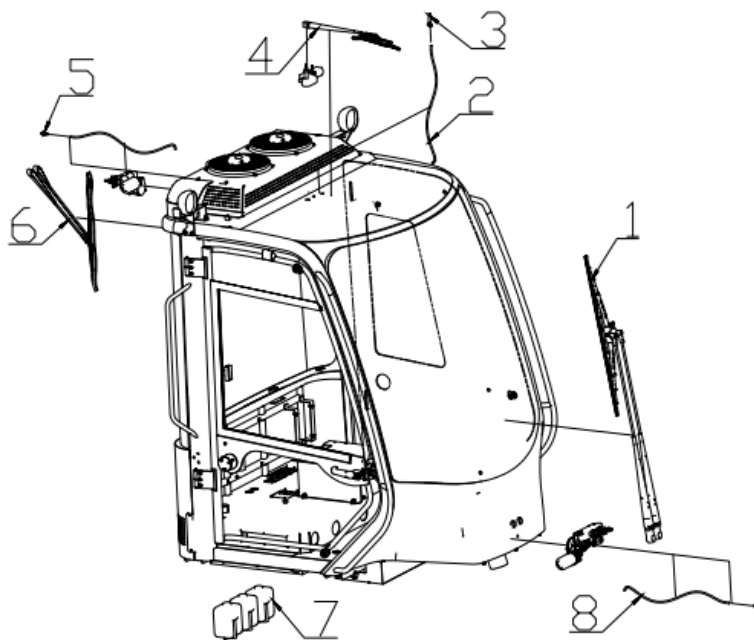


| 序号 Item | 物料码 Part NO. | 名称 Description | 数量 Qty | 备注或适用车型 Remarks or Serial NO. |
|------------|--------------------|-------------------------------|-----------|----------------------------------|
| 14 | J01G200-000055-000 | 驾驶室底壳 2 Cab bottom shell 2 | 1 | |
| | | | | |
| | | | | |
| | | | | |
| | | | | |
| | | | | |
| | | | | |
| | | | | |
| | | | | |
| | | | | |
| | | | | |
| | | | | |
| | | | | |
| | | | | |
| | | | | |
| | | | | |
| | | | | |
| | | | | |
| | | | | |

图 7-2 驾驶室组件 2 (雨刮及喷水)

Fig. 7-2 Cab assy 2

Ⓐ CPD160-AXZ4 Ⓑ CPD140-AXZ4 Ⓒ CPD120-AXZ4
 Ⓓ CPD120-AXC4 Ⓔ CPD140-AXC4 Ⓕ CPD160-AXC4



| 序号 Item | 物料码 Part NO. | 名称 Description | 数量 Qty | 备注或适用车型 Remarks or Serial NO. |
|------------|--------------------|-------------------------------|-----------|----------------------------------|
| 1 | J01G200-001000-G00 | 前雨刮系统 Front wiper system | 1 | |
| - | J01G200-001100-G00 | 前雨刮电机 Front wiper motor | 1 | |
| - | J01G200-001200-G00 | 前雨刮杆 Front wiper rod | 1 | |
| 2 | JPSG001-G00-4200 | 喷水管 x4200mm Waterspraypipe | 2 | |
| 3 | JPST-003-G00 | 喷水头 Fountain head | 1 | |
| 4 | J01G200-003000-G00 | 顶雨刮系统 Top wiper system | 1 | |
| - | J01G200-003100-G00 | 顶雨刮电机 Top wiper motor | 1 | |
| - | J01G200-003200-G00 | 雨刮杆 Wiper rod | 1 | |
| - | JR960A-002300-G00 | 雨刮片 Wiper blade | 1 | |
| 5 | JPST-002-G00 | 喷水头 Fountain head | 2 | |
| 6 | J01G200-002000-G00 | 后雨刮系统 Rear wiper system | 1 | |
| - | J01G200-002100-G00 | 后雨刮电机 Rear wiper motor | 1 | |
| - | J01G200-002200-G00 | 后雨刮杆 Rear wiper rod | 1 | |
| 7 | JPSH-200-G00 | 喷水壶 Blow can | 3 | |
| 8 | JPSG001-G00-3000 | 喷水管 x3000mm Nozzle x3000mm | 1 | |

图 7-3 驾驶室组件 3
Fig.7-3 Cab assy 3

Ⓐ CPD160-AXZ4 Ⓑ CPD140-AXZ4 Ⓒ CPD120-AXZ4
Ⓓ CPD120-AXC4 Ⓔ CPD140-AXC4 Ⓕ CPD160-AXC4

| 序号 Item | 物料码 Part No. | 名称 Description | 数量 Qty | 备注或适用车型 Remarks Or Serial No. |
|------------|--------------------|--|-----------|----------------------------------|
| 1 | GB/T 818-2000 | 十字槽盘头螺丝 M5x16 Cross groove head screw M5x16 | 8 | |
| 2 | J01G200-000059-000 | 板 Plate | 2 | |
| 3 | 14RH-210002 | 锁母 Lock mother | 2 | |
| 4 | GB/T 5781-86 | 螺栓 M5x15 Bolted M5x15 | 2 | |
| 5 | GB/T 93-87 | 弹簧垫圈 5 Spring washer 5 | 2 | |
| 6 | GB/T 95-85 | 平垫圈 5 Flat washer 5 | 2 | |
| 7 | J01G200-000060-000 | 左锁座 Left lock seat | 1 | |
| 8 | JMS-014-000 | 锁柱 Lplr | 2 | |
| 9 | J01G200-002000-000 | 前仪表罩壳总成 Front instrument housing assembly | 1 | |
| - | J01G200-002001-000 | 仪表罩壳弯板 Instrument housing curved plate | 1 | |
| - | J01G200-002002-000 | 安装座 Mounting seat | 1 | |
| - | J01G200-002100-000 | 电器控制盒总成 Electrical control box assembly | 1 | |
| 10 | J01G200-000057-000 | 观后视镜支架 Rear mirror support | 1 | |
| 11 | J01G200-100000-000 | 驾驶室总成 Cab assembly | 1 | 见图 7-5 See figure 7-5 |
| 12 | GB/T 93-87 | 弹簧垫圈 8 Spring washer 8 | 10 | |

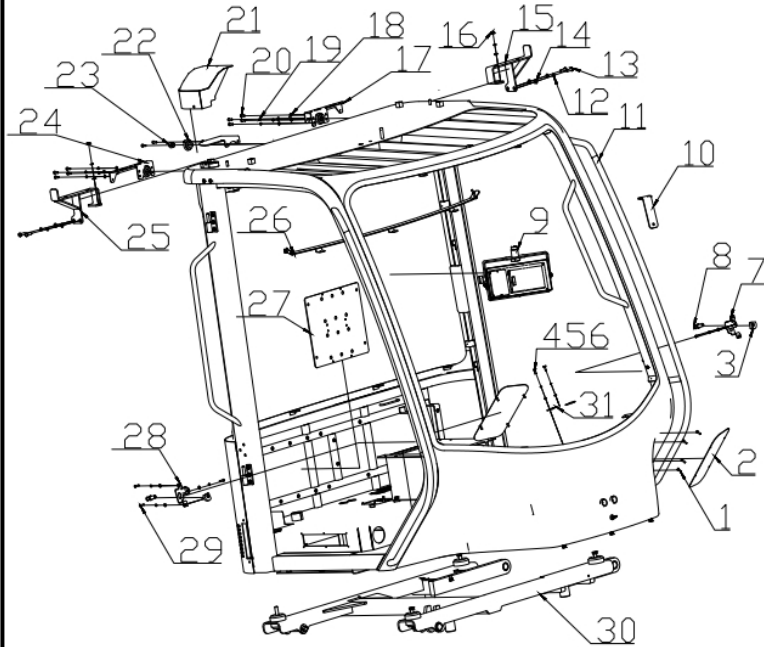
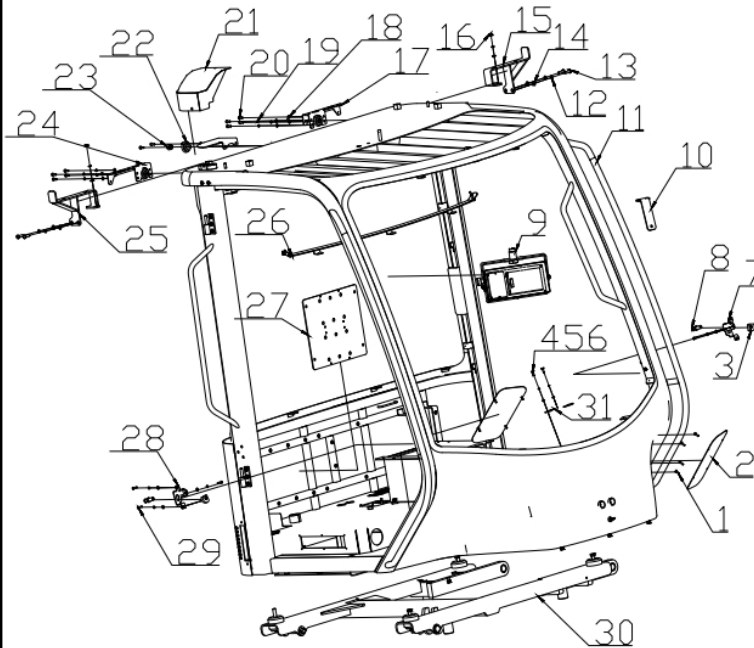


图 7-3 驾驶室组件 3
Fig. 7-3 Cab assy 3

Ⓐ CPD160-AXZ4 Ⓑ CPD140-AXZ4 Ⓒ CPD120-AXZ4
Ⓓ CPD120-AXC4 Ⓔ CPD140-AXC4 Ⓕ CPD160-AXC4



| 序号 Item | 物料码 Part NO. | 名称 Description | 数量 Qty | 备注或适用车型 Remarks or Serial NO. |
|------------|--------------------|---|-----------|----------------------------------|
| 13 | GB/T 5781-86 | 螺栓 M8x25 Bolted M8x25 | 10 | |
| 14 | GB/T 95-85 | 平垫圈 8 Flat washer 8 | 10 | |
| 15 | J01G200-000100-000 | 左灯架 Left light holder | 1 | |
| 16 | GB/T 6170 | 螺母 M8 Nut M8 | 2 | |
| 17 | J01G200-000051-000 | 左后灯架 Left rear light holder | 1 | |
| 18 | GB/T 95-85 | 平垫圈 6 Flat washer 6 | 16 | |
| 19 | GB/T 93-87 | 弹簧垫圈 6 Spring washer 6 | 16 | |
| 20 | GB/T 5781-86 | 螺栓 M6x16 Bolted M6x16 | 10 | |
| 21 | J01G200-000700-000 | 防水罩 Bucker | 1 | |
| 22 | RC250-700001-000 | 后灯线保护套 Rear lamp sheath | 3 | |
| 23 | N163-800004-000 | 灯线护套塞子 Lamp sheath plug | 3 | |
| 24 | J01G200-000052-000 | 右后灯架 Right rear light holder | 1 | |
| 25 | J01G200-000200-000 | 右灯架 Right light holder | 1 | |
| 26 | J01G200-003000-000 | 顶内饰加强筋组件 Top interior stiffener assembly | 1 | |
| 27 | J01G200-000600-000 | DC 转换器支架 DC converter bracket | 1 | |

图 7-3 驾驶室组件 3
Fig. 7-3 Cab assy 3

Ⓐ CPD160-AXZ4 Ⓑ CPD140-AXZ4 Ⓒ CPD120-AXZ4
Ⓓ CPD120-AXC4 Ⓔ CPD140-AXC4 Ⓕ CPD160-AXC4

| 序号 Item | 物料码 Part NO. | 名称 Description | 数量 Qty | 备注或适用车型 Remarks or Serial NO. |
|------------|--------------------|---------------------------------|-----------|----------------------------------|
| 28 | J01G200-000061-000 | 右锁座 Right lock seat | 1 | |
| 29 | GB/T 5781 | 螺栓 M6x25 Bolted M6x25 | 6 | |
| 30 | J01G200-001000-000 | 翻转支架总成 Flip bracket assembly | 1 | 见图7-18 See figure 7-8 |
| 31 | J01G200-000056-000 | 线束密封片 Wire harness seal | 2 | |
| | | | | |
| | | | | |
| | | | | |
| | | | | |
| | | | | |
| | | | | |
| | | | | |
| | | | | |
| | | | | |
| | | | | |
| | | | | |
| | | | | |
| | | | | |
| | | | | |
| | | | | |
| | | | | |
| | | | | |
| | | | | |
| | | | | |
| | | | | |
| | | | | |

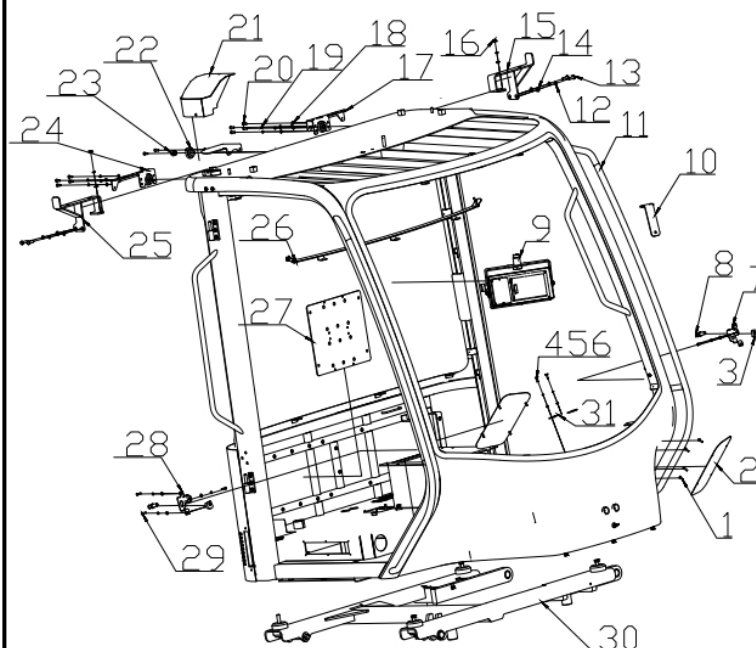
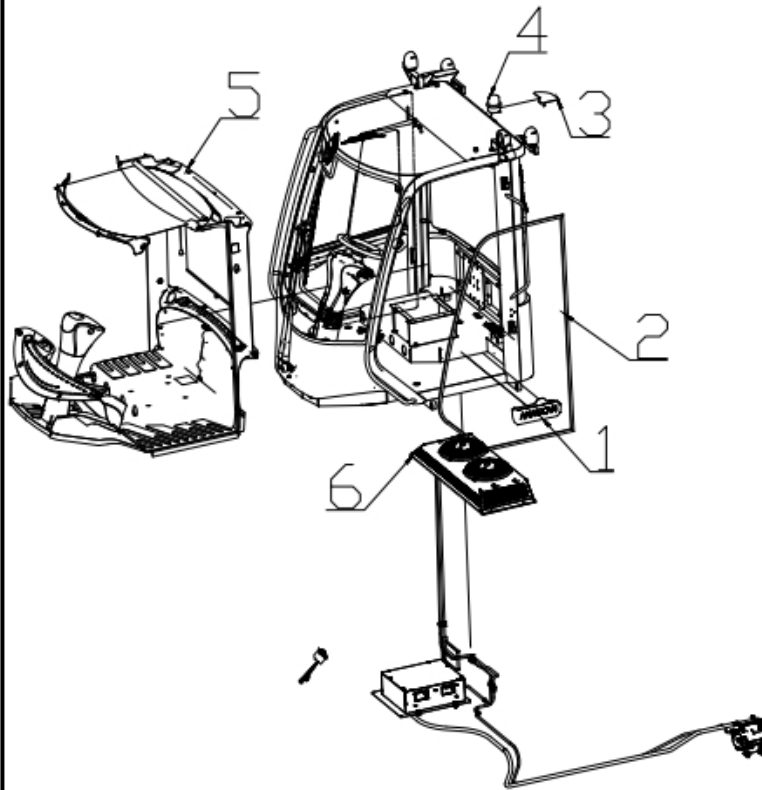


图 7-4 驾驶室组件 4
Fig. 7-4 Cab assy 4

Ⓐ CPD160-AXZ4 Ⓑ CPD140-AXZ4 Ⓒ CPD120-AXZ4
Ⓓ CPD120-AXC4 Ⓔ CPD140-AXC4 Ⓕ CPD160-AXC4



| 序号 Item | 物料码 Part NO. | 名称 Description | 数量 Qty | 备注或适用车型 Remarks or Serial NO. |
|------------|--------------------|---------------------------------|-----------|----------------------------------|
| 1 | J01G200-000400-000 | 储物盒 Storage box | 1 | |
| 2 | JXJ011-G00-5500 | 3M 胶条 (小泡) x5500mm | 2 | |
| 3 | J01G200-000058-000 | 警灯支架 Alarm lamp support | 1 | |
| 4 | J01G200-700000-000 | 电气系统 Electrical system | 1 | 见图7-16 See figure 7-16 |
| 5 | J01G200-800000-G00 | 内饰系统 Interior system | 1 | 见图 7-17 See figure 7-17 |
| 6 | J01G200-600000-000 | 空调系统 Air conditioning system | 1 | |
| | | | | |
| | | | | |
| | | | | |
| | | | | |
| | | | | |
| | | | | |
| | | | | |
| | | | | |
| | | | | |
| | | | | |
| | | | | |
| | | | | |

图 7-5 驾驶室总成
Fig. 7-5 Cab assy

Ⓐ CPD160-AXZ4 Ⓑ CPD140-AXZ4 Ⓒ CPD120-AXZ4
Ⓓ CPD120-AXC4 Ⓔ CPD140-AXC4 Ⓕ CPD160-AXC4

| 序号 Item | 物料码 Part NO. | 名称 Description | 数量 Qty | 备注或适用车型 Remarks or Serial NO. |
|------------|---------------------|---|-----------|----------------------------------|
| 1 | J01G200-100010-000 | 顶遮阳帘固定搭子 Top shade fastener | 1 | |
| - | J01G200-100101-000 | 板 board | 1 | |
| - | J01G200-100110-000 | 顶遮阳帘定位扣 Top shading curtain positioning buckle | 2 | |
| 2 | J01G200-110000-000 | 驾驶室框架 Cab frame | 1 | |
| 3 | J001G200-100004-000 | 线束接头固定板 Harness joint fixing plate | 1 | |
| 4 | J01G2000-100002-000 | 盖板 Blind flange | 1 | |
| 5 | GB/T 819.1 | 十字沉头螺栓 M6x25 Cross sunk head bolt M6x25 | 6 | |
| 6 | J01G200-100003-000 | 航空接头固定板 Aviation joint fixing plate | 1 | |
| 7 | GB/T 95 -85 | 平垫圈 6 Flat washer 6 | 16 | |
| 8 | GB/T 93-87 | 弹簧垫圈 6 Spring washer 6 | 16 | |
| 9 | GB/T 818 | 螺栓 M6x16 Bolted M6x16 | 16 | |
| 10 | J01G200-100001-000 | 盖板 blind flange | 1 | |
| 11 | J01G200-800700-G00 | 全车隔热海绵 All-vehicle heat insulation sponge | 1 | |
| | | | | |
| | | | | |

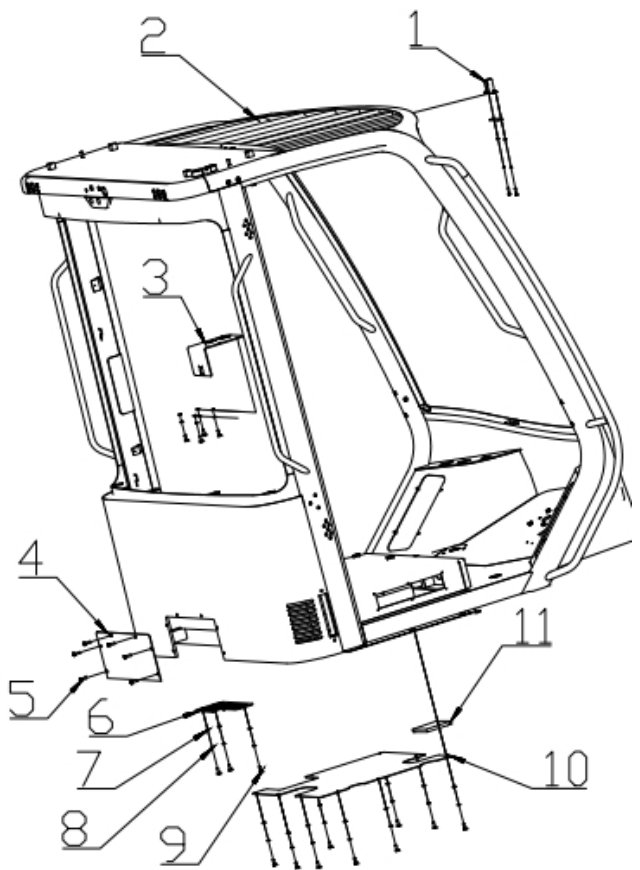
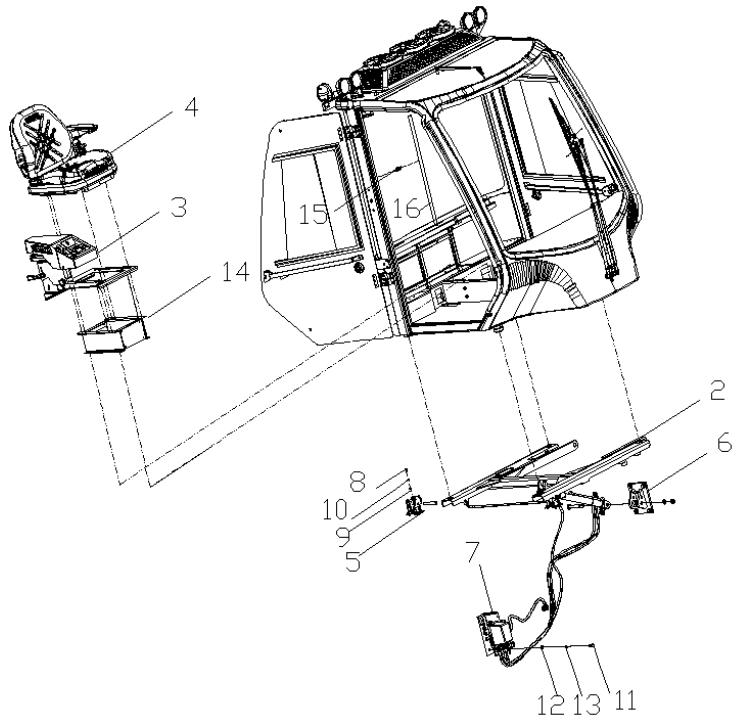


图 7-6 驾驶室
Fig.7-6 Cab

Ⓐ CPD160-AXZ4 Ⓑ CPD140-AXZ4 Ⓒ CPD120-AXZ4
Ⓓ CPD120-AXC4 Ⓔ CPD140-AXC4 Ⓕ CPD160-AXC4

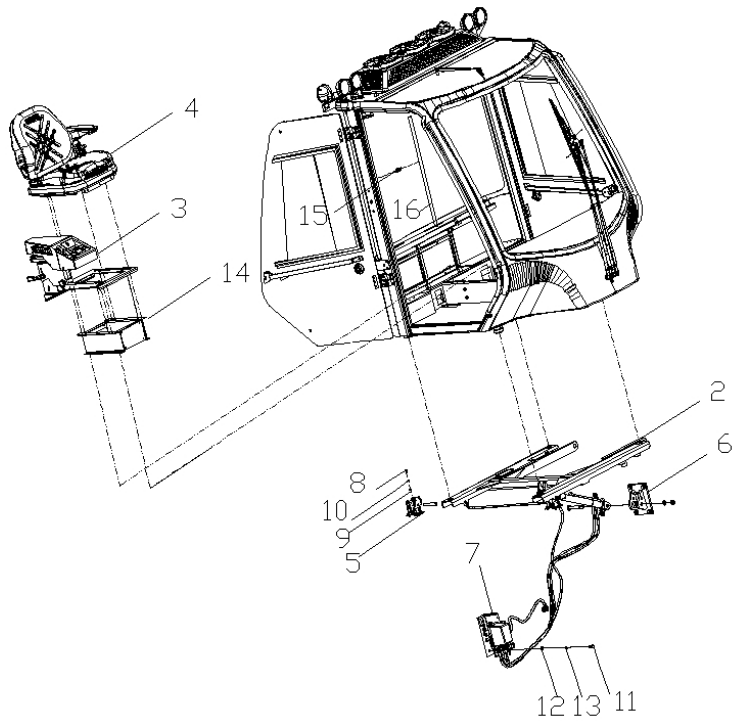


| 序号 Item | 物料码 Code No. | 名称 Description | 数量 Qty | 备注或适用车型 Remarks Or Serial No. |
|------------|--------------------|---------------------------------|-----------|----------------------------------|
| 1 | AP1600-910000-W00 | 驾驶室组件 Cab assembly | 1 | |
| 2 | AP1600-950000-W00 | 倾翻支座组件 Tipping support | 1 | |
| 3 | AP1600-920000-000 | 操纵扶手总成 Handle arm | 1 | |
| 4 | AP1600-960000-000 | 座椅总成 Seat assembly | 1 | |
| 5 | GXR1600-940000-000 | 锁扣总成 Locking assembly | 2 | |
| 6 | GX160-800800-000 | 倾翻支架 Tipping bracket | 1 | -2018.7.6 |
| 6 | AP1600-800800-000 | 倾翻支架 Tipping bracket | 1 | 2018.7.6- |
| 7 | AP1600-930000-000 | 倾翻油路总成 Tipping oil passage | 1 | |
| 8 | G005783-012025-00 | 螺栓M12×25 Bolt | 3 | |
| 9 | G0097P1-000012-00 | 垫圈 12 Washer | 3 | |
| 10 | G000093-000012-00 | 垫圈 12 Washer | 3 | |
| 11 | G005783-014035-00 | 螺栓M14×35 Bolt | 4 | |
| 12 | G0097P1-000014-00 | 垫圈 14 Washer | 4 | |
| 13 | G000093-000014-00 | 垫圈 14 Washer | 4 | |
| 14 | AP1600-901000-000 | 座椅支架总成 Seat bracket assembly | 1 | |

图 7-6 驾驶室

Fig.7-6 Cab

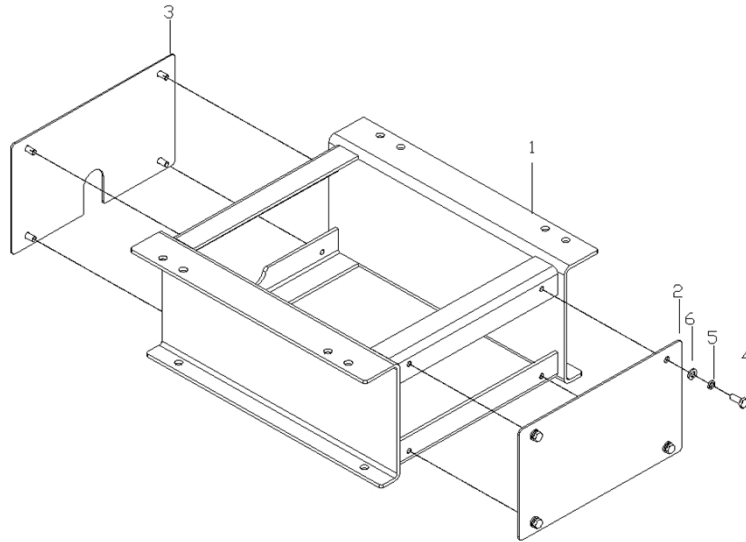
Ⓐ CPD160-AXZ4 Ⓑ CPD140-AXZ4 Ⓒ CPD120-AXZ4
 Ⓓ CPD120-AXC4 Ⓔ CPD140-AXC4 Ⓕ CPD160-AXC4



| 序号 Item | 物料码 Code No. | 名称 Description | 数量 Qty | 备注或适用车型 Remarks Or Serial No. |
|------------|-----------------|-----------------------|-----------|----------------------------------|
| 15 | G160-900025-000 | 固定支架 Fixed bracket | 1 | |
| 16 | G160-930009-000 | 摇杆 Rocker | 1 | |
| | | | | |
| | | | | |
| | | | | |
| | | | | |
| | | | | |
| | | | | |
| | | | | |
| | | | | |
| | | | | |
| | | | | |
| | | | | |
| | | | | |
| | | | | |
| | | | | |
| | | | | |
| | | | | |
| | | | | |
| | | | | |

图 7-7 座椅支架总成
Fig.7-7 seat support assembly

Ⓐ CPD160-AXZ4 Ⓑ CPD140-AXZ4 Ⓒ CPD120-AXZ4
 Ⓓ CPD120-AXC4 Ⓔ CPD140-AXC4 Ⓕ CPD160-AXC4

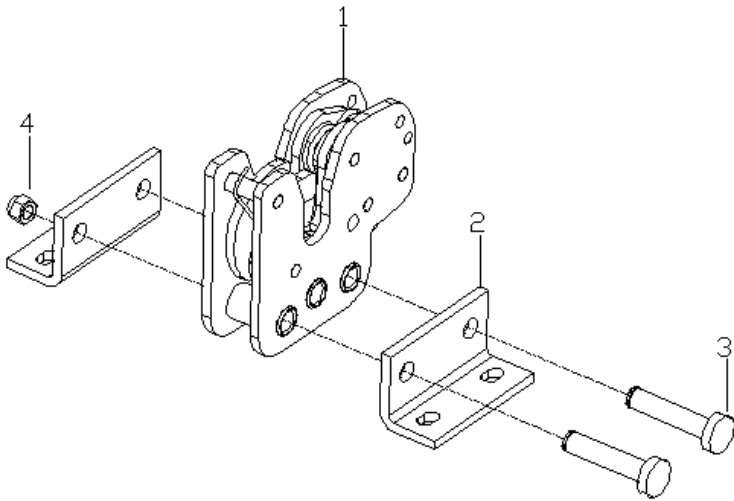


| 序号 Item | 物料码 Code No. | 名称 Description | 数量 Qty | 备注或适用车型 Remarks Or Serial No. |
|------------|-------------------|--------------------------|-----------|----------------------------------|
| 1 | AP1600-901100-000 | 支架组件 Bracket assembly | 1 | |
| 2 | AP1600-901001-000 | 板 Plate | 1 | |
| 3 | AP1600-901002-000 | 板 Plate | 1 | |
| 4 | G005783-006012-00 | 螺栓 M6×12 Bolt | 8 | |
| 5 | G000093-000006-00 | 垫圈 6 Washer | 8 | |
| 6 | G0097P1-000006-00 | 垫圈 6 Washer | 8 | |
| | | | | |
| | | | | |
| | | | | |
| | | | | |
| | | | | |
| | | | | |
| | | | | |
| | | | | |
| | | | | |
| | | | | |

图 7-8 锁扣总成

Fig.7-8 Locking assembly

Ⓐ CPD160-AXZ4 Ⓑ CPD140-AXZ4 Ⓒ CPD120-AXZ4
 Ⓓ CPD120-AXC4 Ⓔ CPD140-AXC4 Ⓕ CPD160-AXC4

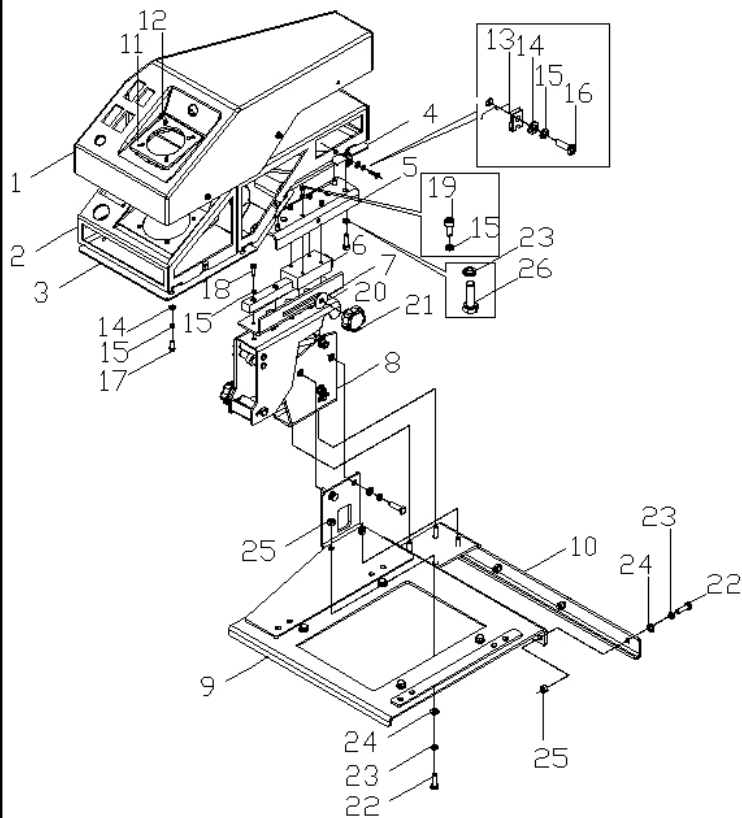


| 序号 Item | 物料码 Code No. | 名称 Description | 数量 Qty | 备注或适用车型 Remarks Or Serial No. |
|------------|--------------------|-----------------------------|-----------|----------------------------------|
| 1 | GXR1600-941000-000 | 锁扣结合件 Snap lock assembly | 1 | |
| 2 | GXR1600-940001-000 | 安装板 Installation plate | 2 | |
| 3 | G005782-010055-01 | 螺栓 M10×55 Bolt | 2 | |
| 4 | G006187-000010-01 | 螺母 M10 Nut | 2 | |
| | | | | |
| | | | | |
| | | | | |
| | | | | |
| | | | | |
| | | | | |
| | | | | |
| | | | | |
| | | | | |
| | | | | |
| | | | | |
| | | | | |

图 7-9 操纵扶手总成

Fig.7-9 Handle arm assembly

Ⓐ CPD160-AXZ4 Ⓑ CPD140-AXZ4 Ⓒ CPD120-AXZ4
 Ⓓ CPD120-AXC4 Ⓔ CPD140-AXC4 Ⓕ CPD160-AXC4

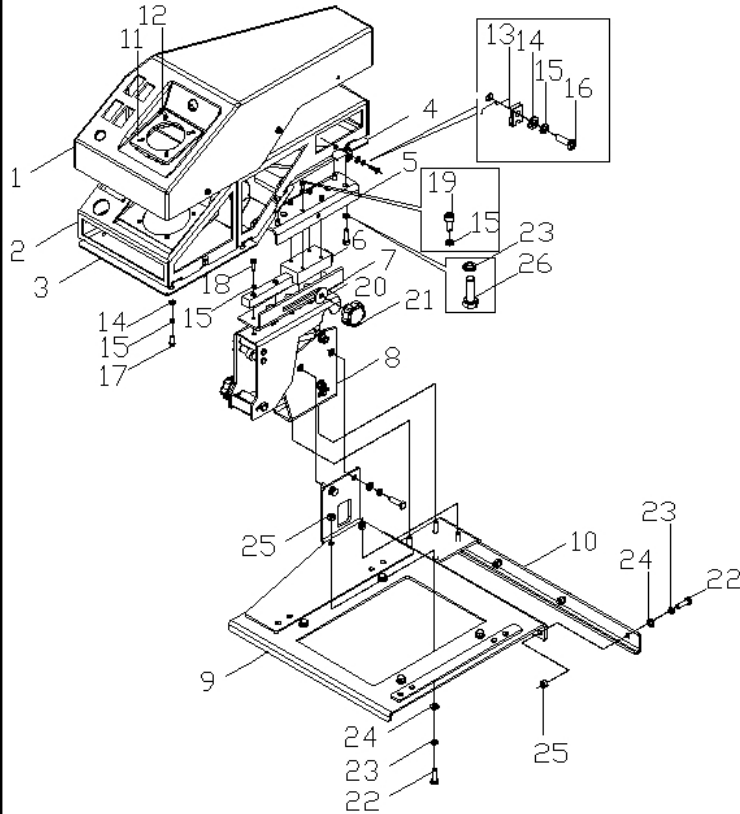


| 序号 Item | 物料码 Code No. | 名称 Description | 数量 Qty | 备注或适用车型 Remarks Or Serial No. |
|------------|-------------------|-----------------------------|-----------|----------------------------------|
| 1 | AP1600-920001-000 | 上壳体 Upper housing | 1 | |
| 2 | AP1600-920300-000 | 手柄支架 Handle bracket | 1 | |
| 3 | AP1600-920009-000 | 封板 Cover plate | 1 | |
| 4 | AP1600-920002-000 | 封板 Cover plate | 1 | |
| 5 | AP1600-920003-000 | 上折弯板 Upper bending plate | 1 | |
| 6 | AHP352-441100-000 | 直线导轨 Linear guide | 1 | |
| 7 | AP1600-920004-000 | 下折弯板 Below bending plate | 1 | |
| 8 | AP1600-922000-000 | 调节机构 Adjusting mechanism | 1 | |
| 9 | AP1600-920100-000 | 支架组件 Bracket assembly | 1 | |
| 10 | AP1600-920006-000 | 折弯板 Bending plate | 1 | |
| 11 | AP1600-920008-000 | 转接板 Plate | 1 | |
| 12 | AP1600-920010-000 | 螺栓 M5×25 Bolt | 4 | |
| 13 | AP1600-920007-000 | 簧片螺母 Spring nut | 6 | |
| 14 | G000093-000005-00 | 垫圈 5 Washer | 25 | |
| 15 | G0097P1-000005-00 | 垫圈 5 Washer | 17 | |

图 7-9 操纵扶手总成

Fig.7-9 Handle arm assembly

Ⓐ CPD160-AXZ4 Ⓑ CPD140-AXZ4 Ⓒ CPD120-AXZ4
 Ⓓ CPD120-AXC4 Ⓔ CPD140-AXC4 Ⓕ CPD160-AXC4

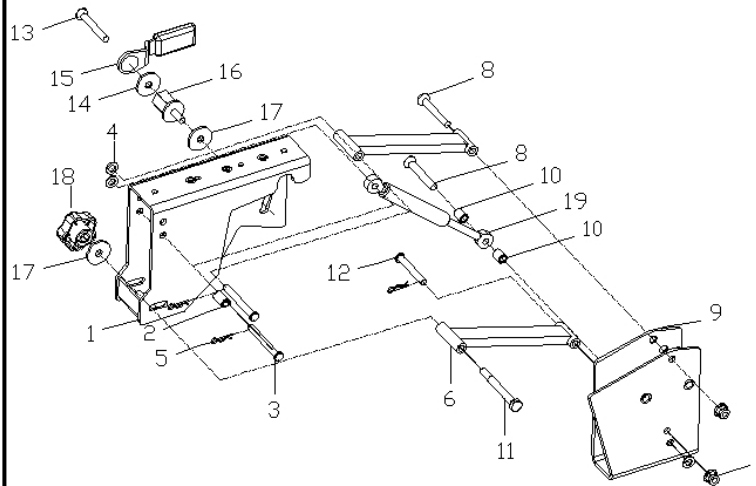


| 序号 Item | 物料码 Code No. | 名称 Description | 数量 Qty | 备注或适用车型 Remarks Or Serial No. |
|------------|-------------------|----------------------|-----------|----------------------------------|
| 16 | G000845-4P8022-00 | 螺钉 ST4.8×22 Screw | 6 | |
| 17 | G000818-005014-00 | 螺钉 M5×14 Screw | 11 | |
| 18 | G000070-005020-00 | 螺钉 M5×20 Screw | 4 | |
| 19 | G000070-005012-00 | 螺钉 M5×12 Screw | 4 | |
| 20 | AHP352-441012-000 | 尼龙套 Nylon sleeve | 1 | |
| 21 | AP1600-920005-000 | 拧紧螺栓 Bolt | 1 | |
| 22 | G005783-008025-00 | 螺栓 M8×25 Bolt | 5 | |
| 23 | G000093-000008-00 | 垫圈 8 Washer | 5 | |
| 24 | G0097P1-000008-00 | 垫圈 8 Washer | 5 | |
| 25 | G006170-000008-00 | 螺母 M8 Nut | 5 | |
| 26 | G005783-008030-00 | 螺栓 M8×30 Bolt | 2 | |
| | | | | |
| | | | | |
| | | | | |
| | | | | |

图 7-10 调节机构

Fig.7-10 Adjusting mechanism

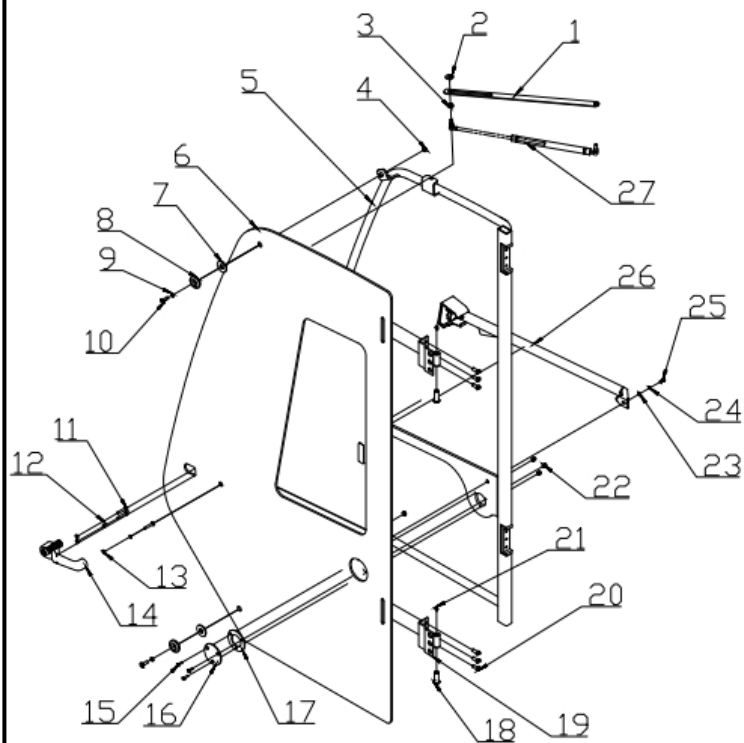
Ⓐ CPD160-AXZ4 Ⓑ CPD140-AXZ4 Ⓒ CPD120-AXZ4
 Ⓓ CPD120-AXC4 Ⓔ CPD140-AXC4 Ⓕ CPD160-AXC4



| 序号 Item | 物料码 Code No. | 名称 Description | 数量 Qty | 备注或适用车型 Remarks Or Serial No. |
|------------|-------------------|----------------------------|-----------|----------------------------------|
| 1 | AP1600-922200-000 | 上支架 Upper bracket | 1 | |
| 2 | AHP352-441011-000 | 长隔套 Long spacer sleeve | 2 | |
| 3 | AHP352-441006-000 | 长销轴 Long pin shaft | 2 | |
| 4 | G0097P1-000008-00 | 垫圈 8 Washer | 3 | |
| 5 | AHP352-441005-000 | 锁销 Lock pin | 2 | |
| 6 | AHP352-441400-000 | 矩形管 Rectangular tube | 2 | |
| 7 | G006183-000008-00 | 螺母 M8 Nut | 2 | |
| 8 | AHP352-441004-000 | 固定螺钉 Screw | 2 | |
| 9 | AP1600-922100-000 | 下支架 Below bracket | 1 | |
| 10 | AHP352-441010-000 | 短隔套 Short spacer sleeve | 2 | |
| 11 | AP1600-922001-000 | 螺杆 Screw | 1 | |
| 12 | AHP352-441008-000 | 短销轴 Short pin shaft | 1 | |
| 13 | JS160-210002-000 | 螺栓 Bolt | 1 | |
| 14 | N163-210004-000 | 垫圈 Washer | 1 | |
| 15 | N163-215000-000 | 夹紧手柄 Clamping lever | 1 | |

图 7-11 左门总成
Fig. 7-11 Left door assembly

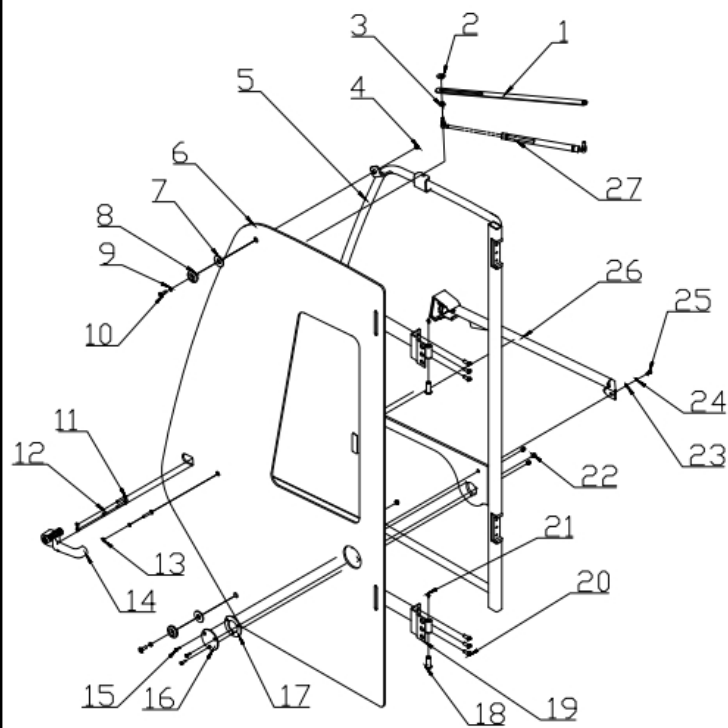
Ⓐ CPD160-AXZ4 Ⓑ CPD140-AXZ4 Ⓒ CPD120-AXZ4
Ⓓ CPD120-AXC4 Ⓔ CPD140-AXC4 Ⓕ CPD160-AXC4



| 序号 Item | 物料码 Part No. | 名称 Description | 数量 Qty | 备注或适用车型 Remarks Or Serial No. |
|------------|--------------------|--|-----------|----------------------------------|
| 1 | J01G200-000054-000 | 板 Plate | 1 | |
| 2 | JFJ-002-G00 | 尼龙垫片 Nylon spacer | 1 | |
| 3 | JFJ-001-G00 | 尼龙衬套 Nylon bushing | 1 | |
| 4 | GB/T 6128 | 尼龙锁紧螺母 M8 Nylon lock nut M8 | 2 | |
| 5 | J01G200-210000-000 | 左侧门框架 Left door frame | 1 | |
| 6 | J01G200-220000-G00 | 左门面板总成 Left door panel assembly | 1 | |
| 7 | JXJ016-G00 | 橡胶垫圈 Rubber washer | 2 | |
| 8 | JR960-000039-000 | 压紧盖 Clamping cap | 2 | |
| 9 | GB/T 93-87 | 弹簧垫圈 8 Spring washer 8 | 8 | |
| 10 | GB/T 819-85 | 十字沉头螺栓 M8x35 Cross sunk head bolt M8x35 | 2 | |
| 11 | GB/T 818 | 十字盘头螺丝 M6x30 Cross head screw M6x30 | 3 | |
| 12 | GB/T 93-87 | 弹簧垫圈 6 Spring washer 6 | 3 | |
| 13 | GB/T 95 | 平垫圈 6 Flat washer 6 | 3 | |
| 14 | JMS-0641-G00 | 通用把手 General handle | 1 | |
| 15 | GB/T 819.1 | 十字沉头螺丝 M5X20 Cross countersunk head screw M5X20 | 3 | |

图 7-11 左门总成
Fig. 7-11 Left door assembly

Ⓐ CPD160-AXZ4 Ⓑ CPD140-AXZ4 Ⓒ CPD120-AXZ4
Ⓓ CPD120-AXC4 Ⓔ CPD140-AXC4 Ⓕ CPD160-AXC4

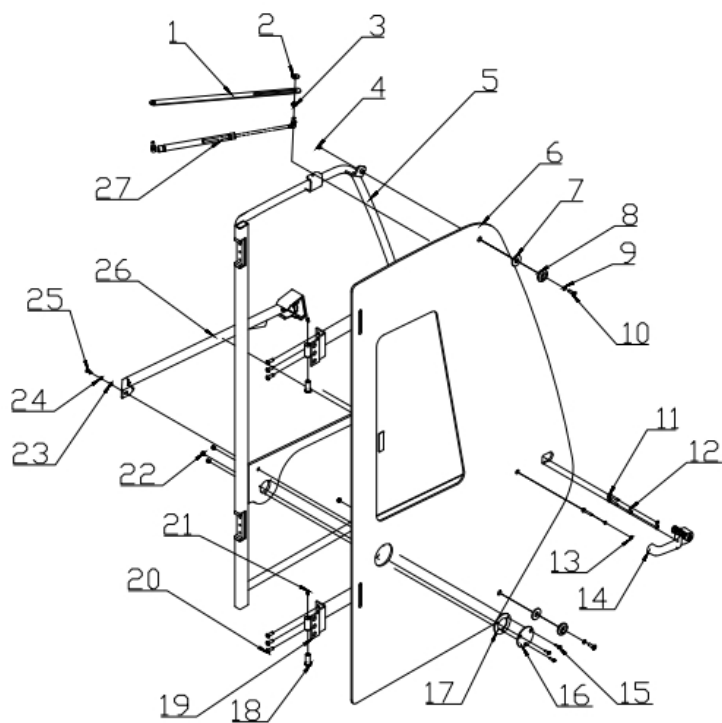


| 序号 Item | 物料码 Part NO. | 名称 Description | 数量 Qty | 备注或适用车型 Remarks or Serial NO. |
|------------|---------------------|---|-----------|----------------------------------|
| 16 | J01G200-200001-000 | 盖板 blind flange | 1 | |
| 17 | J01G200-200002--G00 | 橡胶垫片 Elastomer gasket | 1 | |
| 18 | JX700-910006-G00 | 铜套 Copper sheathing | 2 | |
| 19 | J01G200-200100-000 | 左门铰链 Left door hinge | 2 | |
| 20 | GB/T 70.2-2000 | 盘头内六角螺栓 M8x20 Inner Hexagon Bolt M8x20 | 6 | |
| 21 | GB1153-89 | 油杯 M6X1 Oil cup M6X1 | 2 | |
| 22 | GB/T 802 | 盖形螺母 M5 Cap nut M5 | 3 | |
| 23 | GB/T 95 | 平垫圈 6 Flat washer 6 | 1 | |
| 24 | GB/T 93-87 | 弹簧垫圈 6 Spring washer 6 | 1 | |
| 25 | GB/T 5781-86 | 螺栓 M6x12 Bolted M6x12 | 1 | |
| 26 | JMS-0062-G00 | 左车锁总成 Left lock assembly | 1 | |
| 27 | YQL450-120-100N | 气弹簧 air spring | 1 | |
| | | | | |
| | | | | |
| | | | | |

图 7-12 右门总成

Fig. 7-12 Right door assembly

Ⓐ CPD160-AXZ4 Ⓑ CPD140-AXZ4 Ⓒ CPD120-AXZ4
 Ⓓ CPD120-AXC4 Ⓔ CPD140-AXC4 Ⓕ CPD160-AXC4

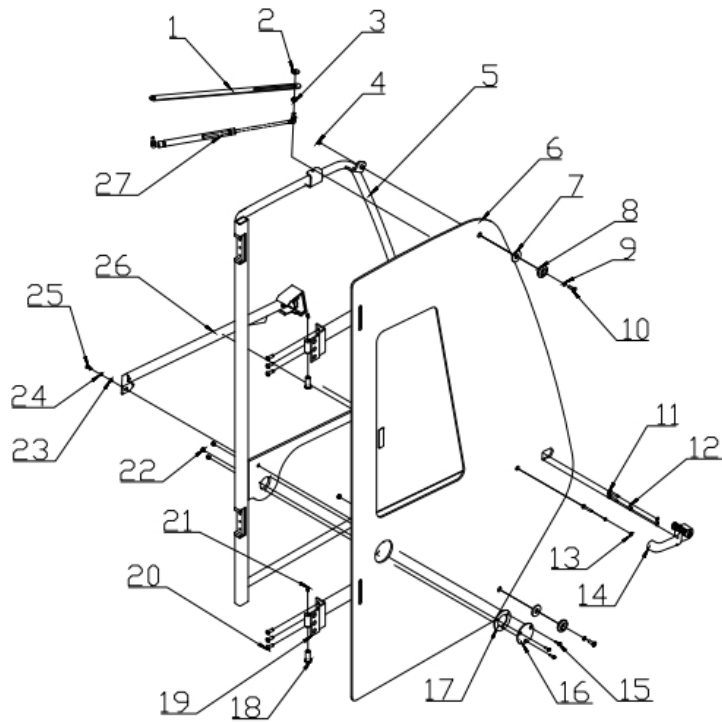


| 序号 Item | 物料码 Part NO. | 名称 Description | 数量 Qty | 备注或适用车型 Remarks or Serial NO. |
|------------|--------------------|--|-----------|----------------------------------|
| 1 | J01G200-000054-000 | 板 Plate | 1 | |
| 2 | JFJ-002-G00 | 尼龙垫片 Nylon spacer | 1 | |
| 3 | JFJ-001-G00 | 尼龙衬套 Nylon bushing | 1 | |
| 4 | GB/T 6128 | 尼龙锁紧螺母 M8 Nylon lock nut M8 | 2 | |
| 5 | J01G200-310000-000 | 右侧门框架 Right door frame | 1 | |
| 6 | J01G200-320000-G00 | 右门面板总成 Right door panel assembly | 1 | |
| 7 | JXJ016-G00 | 橡胶垫圈 Rubber washer | 2 | |
| 8 | JR960-000039-000 | 压紧盖 Clamping cap | 2 | |
| 9 | GB/T 93-87 | 弹簧垫圈 8 Spring washer 8 | 8 | |
| 10 | GB/T 819-85 | 十字沉头螺栓 M8x35 Cross sunk head bolt M8x35 | 2 | |
| 11 | GB/T 818 | 十字盘头螺丝 M6x30 Cross head screw M6x30 | 3 | |
| 12 | GB/T 93-87 | 弹簧垫圈 6 Spring washer 6 | 3 | |
| 13 | GB/T 95 | 平垫圈 6 Flat washer 6 | 3 | |
| 14 | JMS-0641-G00 | 通用把手 General handle | 1 | |
| 15 | GB/T 819.1 | 十字沉头螺丝 M5X20 Cross countersunk head screw M5X20 | 3 | |

图 7-12 右门总成

Fig. 7-12 Right door assembly

Ⓐ CPD160-AXZ4 Ⓑ CPD140-AXZ4 Ⓒ CPD120-AXZ4
 Ⓓ CPD120-AXC4 Ⓔ CPD140-AXC4 Ⓕ CPD160-AXC4

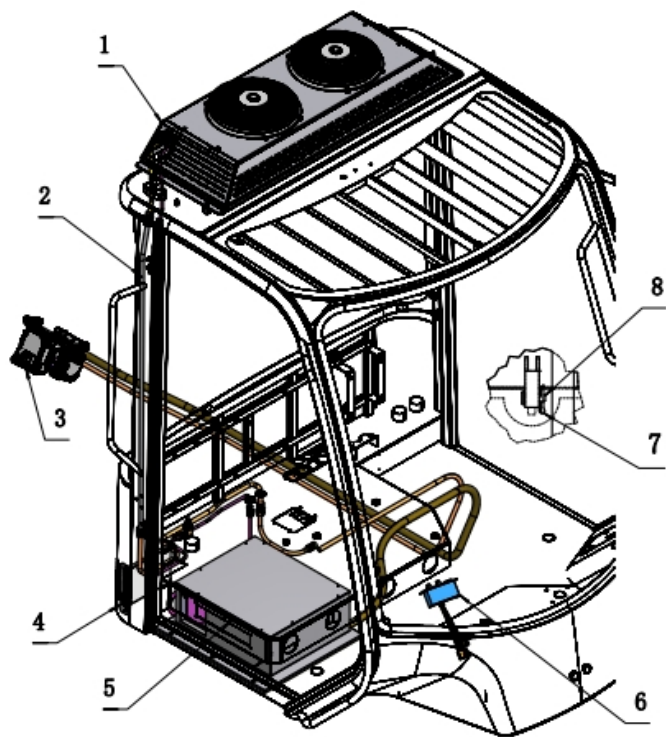


| 序号 Item | 物料码 Part NO. | 名称 Description | 数量 Qty | 备注或适用车型 Remarks or Serial NO. |
|------------|---------------------|---|-----------|----------------------------------|
| 16 | J01G200-200001-000 | 盖板 Blind flange | 1 | |
| 17 | J01G200-200002--G00 | 橡胶垫片 Elastomer gasket | 1 | |
| 18 | JX700-910006-G00 | 铜套 Copper sheathing | 2 | |
| 19 | J01G200-300100-000 | 右门铰链 Right door hinge | 2 | |
| 20 | GB/T 70.2-2000 | 盘头内六角螺栓 M8x20 Inner Hexagon Bolt M8x20 | 6 | |
| 21 | GB1153-89 | 油杯 M6X1 Oil cup M6X1 | 2 | |
| 22 | GB/T 802 | 盖形螺母 M5 Cap nut M5 | 3 | |
| 23 | GB/T 95 | 平垫圈 6 Flat washer 6 | 1 | |
| 24 | GB/T 93-87 | 弹簧垫圈 6 Spring washer 6 | 1 | |
| 25 | GB/T 5781-86 | 螺栓 M6x12 Bolted M6x12 | 1 | |
| 26 | JMS-0061-G00 | 右车锁总成 Right car lock assembly | 1 | |
| 27 | YQL450-120-100N | 气弹簧 Gas spring ; air spring | 1 | |
| | | | | |
| | | | | |
| | | | | |

图 7-13 空调系统

Fig.7-13 Air conditioning system

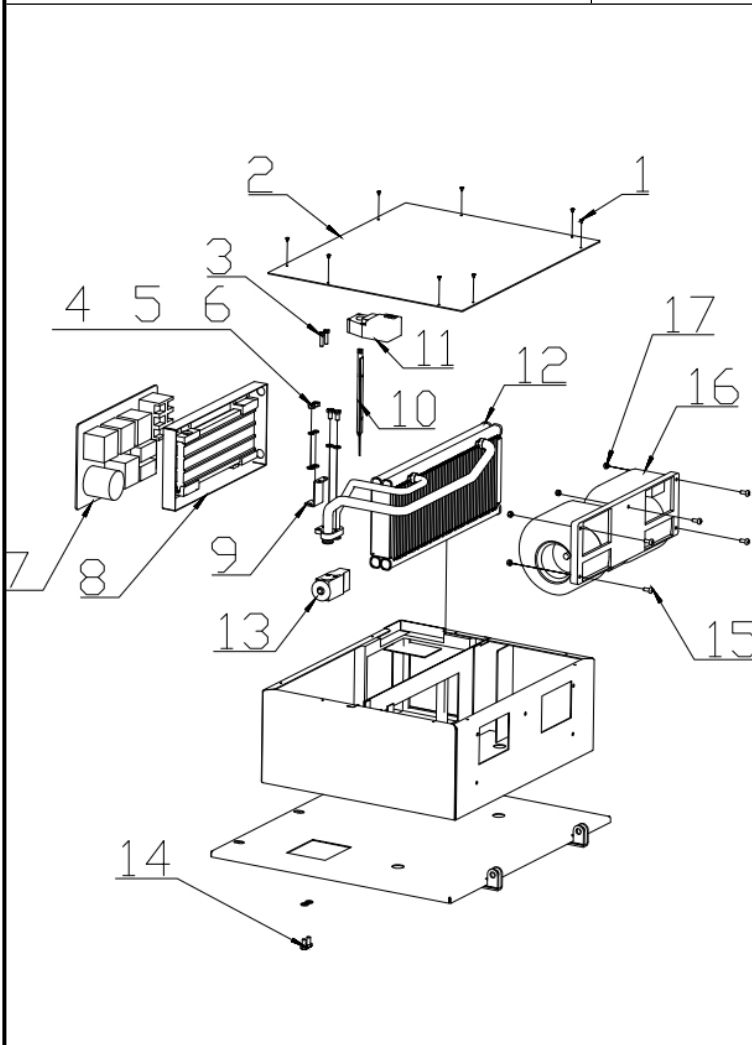
Ⓐ CPD160-AXZ4 Ⓑ CPD140-AXZ4 Ⓒ CPD120-AXZ4
 Ⓓ CPD120-AXC4 Ⓔ CPD140-AXC4 Ⓕ CPD160-AXC4



| 序号 Item | 物料码 Part NO. | 名称 Description | 数量 Qty | 备注或适用车型 Remarks or Serial NO. |
|------------|--------------------|---|-----------|----------------------------------|
| 1 | J01G200-601000-G00 | 冷凝器总成 Condenser assembly | 1 | 图 2-4-1 |
| 2 | J01G200-603000-G00 | 管路 Hose assy | 1 | |
| 3 | J01G200-605000-G00 | 电动压缩机总成 Electric compressor assembly | 1 | |
| 4 | J01G200-604000-000 | 空调滤清器总成 Air conditioning filter assembly | 1 | |
| - | J01G200-604001-G00 | 空调滤芯 Air conditioning filter | 1 | |
| - | J01G200-604100-000 | 滤芯支架 Filter support | 1 | |
| 5 | J01G200-602000-G00 | 蒸发器总成 Hvac | 1 | 见图 7-15 |
| 6 | J01G200-606000-G00 | 控制面板 Control panel | 1 | |
| 7 | GB/T91-2000 | 开口销 4x32 Pin 4x32 | 2 | |
| 8 | GB/T 882-2008 | 销轴 8x22 Pin shaft 8x22 | 2 | |
| | | | | |
| | | | | |
| | | | | |
| | | | | |
| | | | | |

图 7-15 蒸发器总成
Fig.7-15 Evaporator assembly

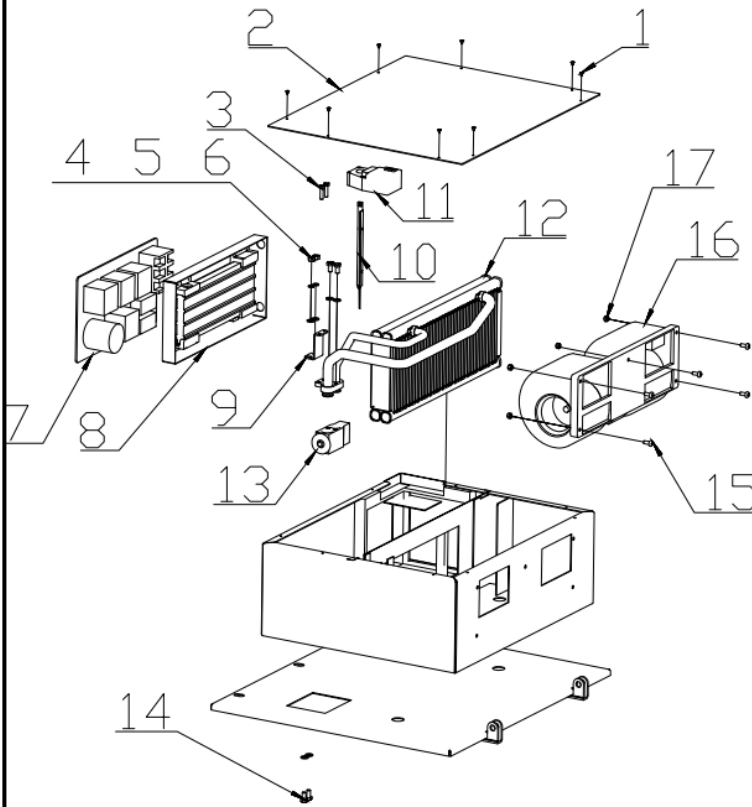
Ⓐ CPD160-AXZ4 Ⓑ CPD140-AXZ4 Ⓒ CPD120-AXZ4
Ⓓ CPD120-AXC4 Ⓔ CPD140-AXC4 Ⓕ CPD160-AXC4



| 序号 Item | 物料码 Part NO. | 名称 Description | 数量 Qty | 备注或适用车型 Remarks or Serial NO. |
|------------|--------------------|--|-----------|----------------------------------|
| 1 | GB/T 847-85 | 自攻螺丝 ST2.9x6.5 Tapping screw | 8 | |
| 2 | J01G200-602100-000 | 蒸发器外壳总成 Evaporator housing assembly | 1 | |
| - | J01G200-602102-000 | 顶盖 Top cap | 1 | |
| - | J01G200-602101-000 | 蒸发器外壳 Evaporator shell | 1 | |
| - | J01G200-602110-000 | 底板 Baseboard | 1 | |
| 3 | GB/T 5781 | 螺栓 M5X12 Bolted M5X12 | 2 | |
| 4 | GB/T 6170-86 | 螺母 M6 Nut M6 | 2 | |
| 5 | GB/T93-87 | 弹簧垫圈 6 Spring washer 6 | 2 | |
| 6 | GB/T 95-85 | 平垫圈 Flat washer | 6 | |
| 7 | J01G200-602008-G00 | 电气板总成 Electric plate assembly | 1 | |
| 8 | J01G200-602500-G00 | PTC 总成 PTC assembly | 1 | |
| - | J01G200-602510-G00 | PTC 支架 PTC bracket | 1 | |
| - | J01G200-602530-G00 | PTC 压板 PTC pressure plate | 2 | |
| - | J01G200-602520-G00 | PTC 加热器芯 PTC heater core | 1 | |
| - | J01G200-602540-G00 | PTC 压板 PTC pressure plate | 2 | |

图 7-15 蒸发器总成
Fig.7-15 Evaporator assembly

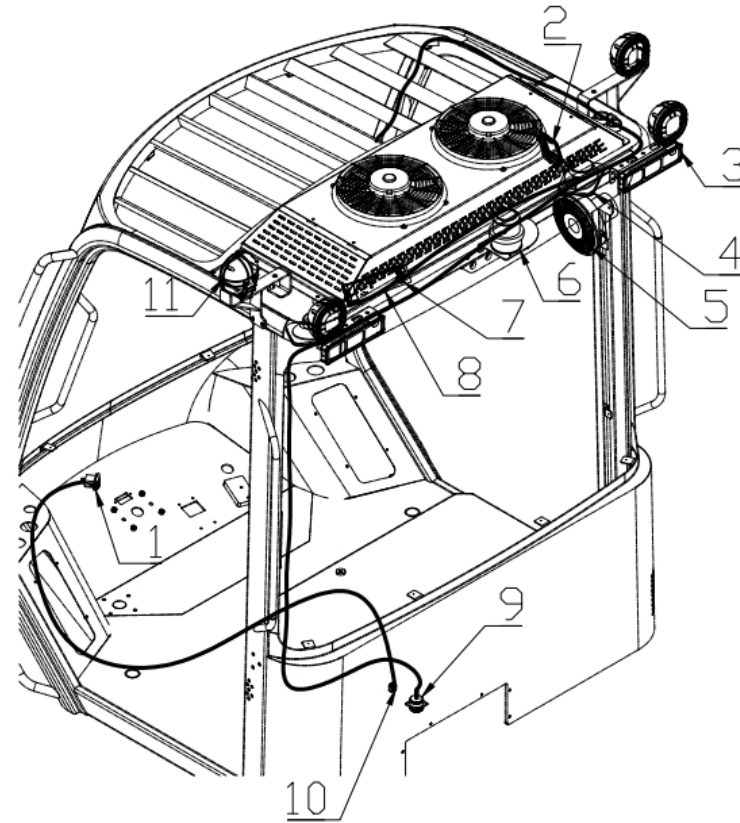
Ⓐ CPD160-AXZ4 Ⓑ CPD140-AXZ4 Ⓒ CPD120-AXZ4
Ⓓ CPD120-AXC4 Ⓔ CPD140-AXC4 Ⓕ CPD160-AXC4



| 序号 Item | 物料码 Part NO. | 名称 Description | 数量 Qty | 备注或适用车型 Remarks or Serial NO. |
|------------|--------------------|---|-----------|----------------------------------|
| | BW-DCP 90° C | 金属外壳温控 90° C Metal shell temperature control 90° C | 1 | |
| 9 | J01G200-602007-G00 | 蒸发器固定板 Evaporator fixing plate | 1 | |
| 10 | J01G200-602400-G00 | 风门 Air door | 1 | |
| 11 | JDDSF-011-G00 | 驱动电机 Driving motor | 1 | |
| 12 | J01G200-602300-G00 | 蒸发器 Evaporimeter | 1 | |
| 13 | JKTLF-001-G00 | 铝阀膨胀阀 Aluminum valve expansion valve | 1 | |
| 14 | GB/T 6170-86 | 螺栓 M6x12 Bolted M6x12 | 4 | |
| 15 | GB/T 818-85 | 十字槽头螺栓 M5x12 Cross slot head bolt M5x12 | 5 | |
| 16 | J01G200-602200-G00 | 鼓风机 Blowing machine | 1 | |
| 17 | GB/T 6170 | 螺母 M5 Nut M5 | 5 | |
| | | | | |
| | | | | |
| | | | | |
| | | | | |
| | | | | |

图 7-16 驾驶室电气系统
Fig.7-16 Cab electrical system

Ⓐ CPD160-AXZ4 Ⓑ CPD140-AXZ4 Ⓒ CPD120-AXZ4
Ⓓ CPD120-AXC4 Ⓔ CPD140-AXC4 Ⓕ CPD160-AXC4



| 序号 Item | 物料码 Part NO. | 名称 Description | 数量 Qty | 备注或适用车型 Remarks or Serial NO. |
|------------|--------------------|------------------------------------|-----------|----------------------------------|
| 1 | J01G200-700010-G00 | USB 充电接口 USB charging interface | 1 | |
| 2 | JDD-2401L-G00 | 顶灯 Toplight | 1 | |
| 3 | GXH160-700050-001 | 后工作灯 Rear working lamp | 2 | |
| 4 | J01G200-700020-G00 | 4x6 寸喇叭 4x6 horn | 2 | |
| 5 | JFS2403-G00 | 电扇 Electric fan | 1 | |
| 6 | JP150-700020-G00 | 警灯 Alarm lamp | 1 | |
| 7 | J01G200-700100-000 | 喇叭过渡线 Horn transition line | 1 | |
| 8 | JSYJ2401-G00 | 收音机 Radio | 1 | |
| 9 | AP1600-760000-000 | 驾驶室线束 Cab harness | 1 | |
| 10 | J01G200-700200-000 | USB 过渡线 USB transition line | 1 | |
| 11 | GXH160-700030-001 | 前大灯 Head lighting | 2 | |
| | | | | |
| | | | | |
| | | | | |
| | | | | |

图 7-17 内饰系统
Fig.7-17 Interior system

Ⓐ CPD160-AXZ4 Ⓑ CPD140-AXZ4 Ⓒ CPD120-AXZ4
Ⓓ CPD120-AXC4 Ⓔ CPD140-AXC4 Ⓕ CPD160-AXC4

| 序号 Item | 物料码 Part NO. | 名称 Description | 数量 Qty | 备注或适用车型 Remarks or Serial NO. |
|------------|--------------------|--|-----------|----------------------------------|
| 1 | GB/T 6170-2000 | 螺母 M6 Nut M6 | 2 | |
| 2 | GB/T 93-87 | 弹簧垫圈 6 Spring washer 6 | 4 | |
| 3 | GB/R 95-85 | 平垫圈 6 Flat washer 6 | 4 | |
| 4 | GB/T 5781-86 | 六角头螺栓 M6x16 Hexagon head bolt M6x16 | 2 | |
| 5 | J01G200-800053-G00 | 顶遮阳帘 Top shade | 1 | |
| 6 | J01G200-800082-G00 | 右 B 柱内饰件 Right B column interior | 1 | |
| 7 | J01G200-800052-G00 | 前上护板 Front and upper protective plate | 1 | |
| 8 | J01G200-800083-G00 | 铝条 aluminum strips | 2 | |
| 9 | J01G200-800051-G00 | 顶内饰 Top interior | 1 | |
| 10 | J01G200-800001-G00 | 塑料扣 (灰) Plastic buckle (grey) | 11 | |
| 11 | J01G200-800023-G00 | 右盖板 Right cover plate | 1 | |
| 12 | J01G200-800065-G00 | 进风口塑料件 Inlet plastic parts | 1 | |
| 13 | J01G200-800063-G00 | 右护罩 Right guard | 1 | |
| 14 | GB/T 846-1985 | 十字槽自攻螺丝 ST3.5x25 | 1 | |
| 15 | J01G200-800010-G00 | 前仪表架 Front instrument rack | 1 | |

图 7-17 内饰系统
Fig.7-17 Interior system

Ⓐ CPD160-AXZ4 Ⓑ CPD140-AXZ4 Ⓒ CPD120-AXZ4
Ⓓ CPD120-AXC4 Ⓔ CPD140-AXC4 Ⓕ CPD160-AXC4

| 序号 Item | 物料码 Part No. | 名称 Description | 数量 Qty | 备注或适用车型 Remarks Or Serial No. |
|------------|--------------------|---|-----------|----------------------------------|
| 16 | J01G200-800002-G00 | 塑料扣（黑） Plastic buckle (black) | 12 | |
| 17 | J01G200-800062-G00 | 左护罩 Left guard | 1 | |
| 18 | AP1600-214000-000 | 护套总成 Sheathed assembly | 1 | |
| 19 | J01G200-800061-G00 | 底板 baseboard | 1 | |
| 20 | J01G200-800066-G00 | 铝压板 Aluminum plate | 2 | |
| 21 | J01G200-800064-G00 | 装饰条 Decorative strip | 2 | |
| 22 | J01G200-800022-G00 | 左盖板 Left cover plate | 1 | |
| 23 | J01G200-800021-G00 | 后围护板 Rear wall inner shield | 1 | |
| 24 | J01G200-800081-G00 | 左 B 柱内饰件 Left B column interior | 1 | |
| 25 | GB/T 818-85 | 十字槽头螺钉 M5x20 Cross slot head screw M5x20 | 8 | |
| 26 | GB/T 93-87 | 弹簧垫圈 5 Spring washer 5 | 2 | |
| 27 | GB/T 95-85 | 平垫圈 5 Flat washer 5 | 2 | |
| 28 | J01G200-800024-G00 | 后窗遮阳帘 Rear window shade | 1 | |
| | | | | |

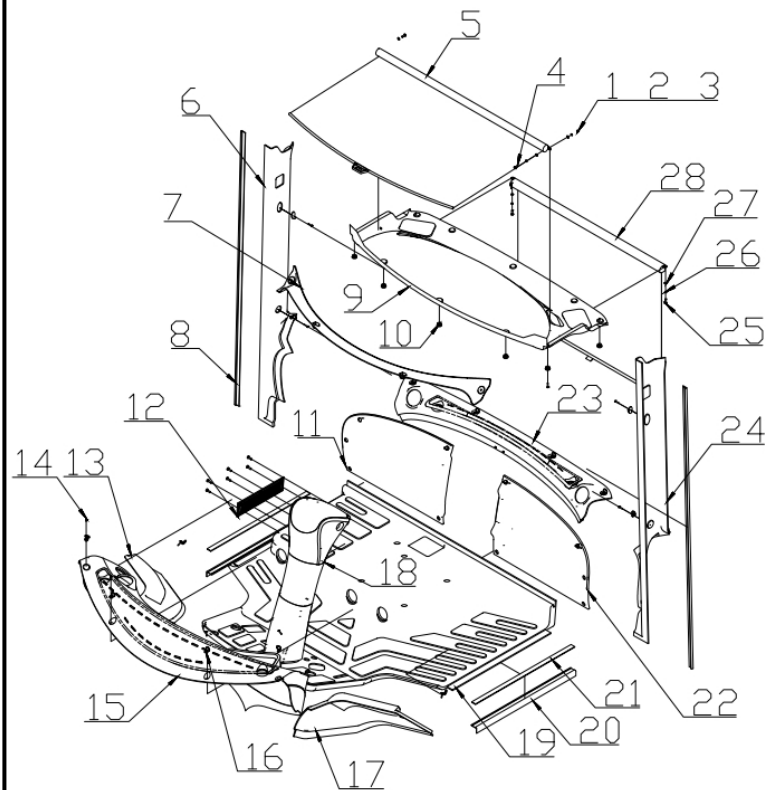
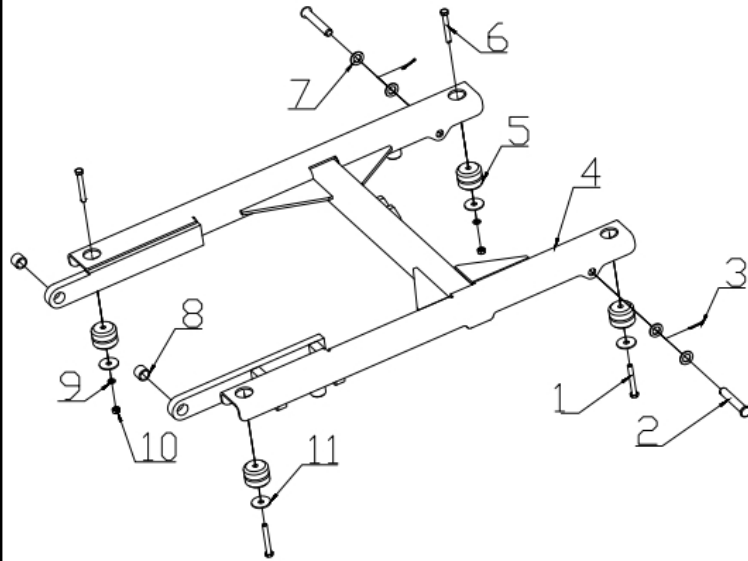


图 7-18 倾翻支架

Fig.7-18 Tipping bracket

Ⓐ CPD160-AXZ4 Ⓑ CPD140-AXZ4 Ⓒ CPD120-AXZ4
 Ⓓ CPD120-AXC4 Ⓔ CPD140-AXC4 Ⓕ CPD160-AXC4



| 序号 Item | 物料码 Part NO. | 名称 Description | 数量 Qty | 备注或适用车型 Remarks or Serial NO. |
|------------|--------------------|---------------------------------|-----------|----------------------------------|
| 1 | GB/T 5780-2016 | 螺栓 M12x90 Bolted M12x90 | 2 | |
| 2 | GB/T 882-2008 | 销轴 20x120 Pin shaft 20x120 | 2 | |
| 3 | GB/T91-2000 | 开口销 4x32 Pin 4x32 | 2 | |
| 4 | J01G200-001100-000 | 翻转支架 Flip bracket | 1 | |
| 5 | J01G200-001210-G00 | 减震垫 Shock pad | 4 | |
| 6 | GB/T 31.1-1988 | 螺栓 M12x90 Bolted M12x90 | 2 | |
| 7 | GB/T 95-85 | 平垫圈 20 Flat washer 20 | 4 | |
| 8 | J01G200-001001-G00 | 含油轴承 Oil-impregnated bearing | 2 | |
| 9 | GB/T 93-87 | 弹簧垫圈 12 Spring washer 12 | 2 | |
| 10 | GB/T 6170-86 | 螺母 M12 Nut M12 | 2 | |
| 11 | J01G200-001002-000 | 镀锌垫片 Galvanized gasket | 4 | |
| | | | | |
| | | | | |
| | | | | |
| | | | | |

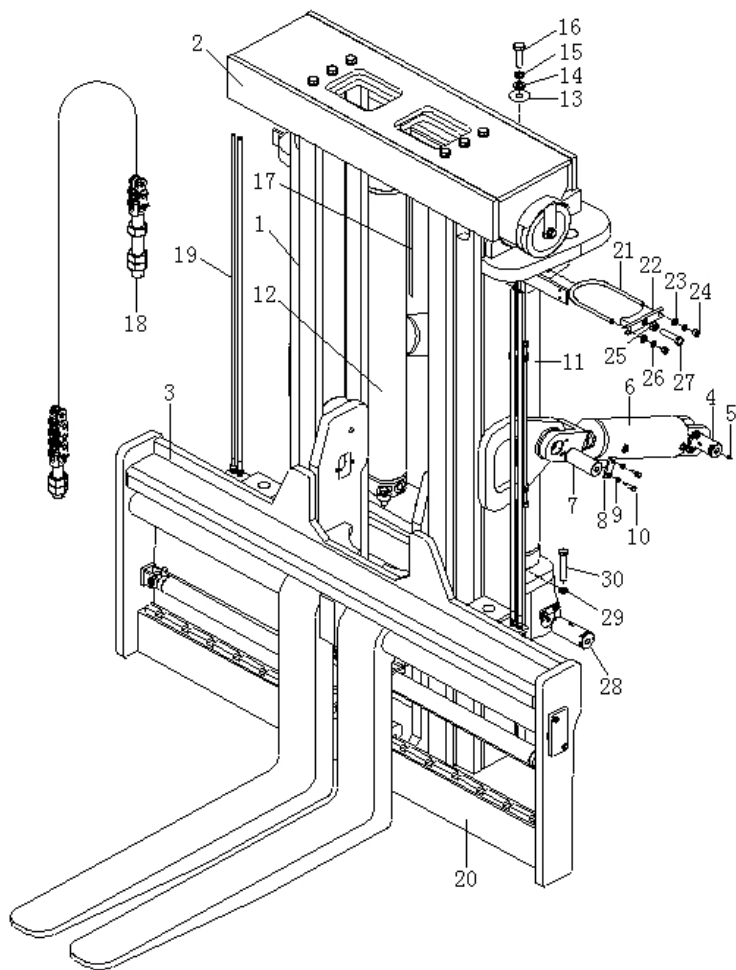
第八部分 起升系统

Part VII Lifting system

- (A) CPD160-AXZ4 (B) CPD140-AXZ4 (C) CPD120-AXZ4
 (D) CPD120-AXC4 (E) CPD140-AXC4 (F) CPD160-AXC4

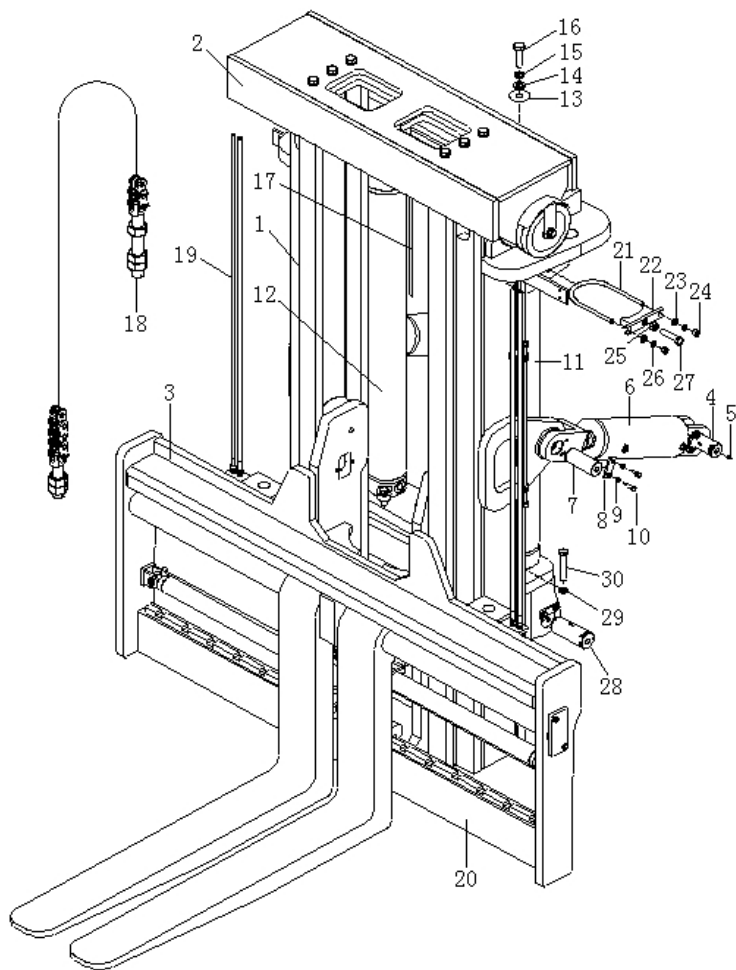
| 序号 Item | 名称 Description | 适用车型 Serial No. | 页码 Page |
|--------------------|---|--------------------|------------|
| 图 8-1 Fig.8-1 | 起升组件 Lifting part | | 7-1 |
| 图 8-2 Fig.8-2 | 链条总成 Chain assy | | 7-3 |
| 图 8-3 Fig.8-3 | 外门架 Outside mast | | 7-4 |
| 图 8-4 Fig.8-4 | 内门架 Inside mast | | 7-5 |
| 图 8-5 Fig.8-5 | 货叉架 Fork shelf | | 7-7 |
| 图 8-6 Fig.8-6 | 右升降油缸/Lift cylinder,Right 左升降油缸/Lift cylinder,Left | | 7-9 |
| 图 8-7 Fig.8-7 | 倾斜油缸 Tilting cylinder | | 7-11 |
| 图 8-8 Fig.8-8 | 油路系统 Mast piping | | 7-13 |
| 图 8-9 Fig.8-9 | 调距油路 Adjust oil piping | | 7-14 |
| 图.8-10 Fig.8-10 | 调距油缸 Adjust cylinder | | 7-15 |
| | | | |

图 8-1 起升组件
Fig.8-1 Lifting part



| 序号 Item | 物料码 Code No. | 名称 Description | 数量 Qty | 备注或适用车型 Remarks Or Serial No. |
|------------|----------------------|-------------------------------|-----------|----------------------------------|
| 1 | AP160M330-100000-001 | 外门架 Outside mast | 1 | |
| 2 | AP160M330-200000-001 | 内门架 Inside mast | 1 | |
| 3 | AP160M330-300000-001 | 货叉架 Fork carriage assy' | 1 | |
| 4 | GX160M300-000001-000 | 销轴 Pin shaft | 2 | |
| 5 | G001152-010001-00 | 油杯 M10×1 Oil cup M10×1 | 6 | |
| 6 | AP160M330-400000-001 | 倾斜油缸 Tilting cylinder | 2 | |
| 7 | GX160M300-000002-000 | 销轴 Pin shaft | 2 | |
| 8 | G160M300-000002-000 | 压板 Press plate | 2 | |
| 9 | G000093-000012-00 | 垫圈 12 Washer 12 | 12 | |
| 10 | G005783-012035-00 | 螺栓 M12×35 Bolt M12×35 | 12 | |
| 11 | AP160M330-500000-000 | 左起升油缸 Lift cylinder, left | 1 | |
| 12 | AP160M330-600000-000 | 右起升油缸 Lift cylinder, right | 1 | |
| 13 | GX160M300-000003-000 | 调整垫片 Adjusting shim | 2 | |
| 14 | G0097P1-000024-00 | 垫圈 24 Washer 24 | 2 | |
| 15 | G000093-000024-00 | 垫圈 24 Washer 24 | 2 | |

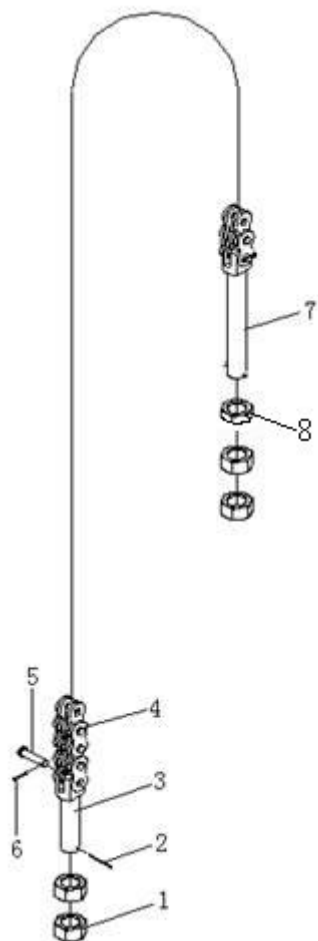
图 8-1 起升组件
Fig.8-1 Lifting part



| 序号 Item | 物料码 Code No. | 名称 Description | 数量 Qty | 备注或适用车型 Remarks Or Serial No. |
|------------|----------------------|--------------------------------|-----------|----------------------------------|
| 16 | G005782-024090-00 | 螺栓 M24×90 Bolt M24×90 | 2 | |
| 17 | AP160M330-700000-001 | 起升油路 Lift oil piping | 1 | |
| 18 | LH-3244051-101 | 链条 Chain | 2 | |
| 19 | AP160M330-800000-001 | 调距油路 Oil piping | 1 | |
| 20 | AP160M330-900000-001 | 调距货叉架 Fork carriage assy' | 1 | |
| 21 | GX140M300-000004-000 | U 形螺栓 U-Bolt | 2 | |
| 22 | GX160M300-001000-000 | 油缸支撑垫 Cylinder support shim | 2 | |
| 23 | G0097P1-000016-00 | 垫圈 16 Washer 16 | 4 | |
| 24 | G006170-000016-00 | 螺母 M16 Nut M16 | 4 | |
| 25 | G006170-000020-00 | 螺母 M20 Nut M20 | 4 | |
| 26 | G000093-000016-00 | 垫圈 16 Washer 16 | 4 | |
| 27 | G005783-020090-00 | 螺栓 M20×90 Bolt M20×90 | 2 | |
| 28 | G160M300-020000-000 | 销轴 Pin shaft | 2 | |
| 29 | G000093-000020-00 | 垫圈 20 Washer 20 | 2 | |
| 30 | G005783-020130-00 | 螺栓 M20×130 Bolt M20×130 | 2 | |

图 8-2 链条总成
Fig.8-2 Chain assy

Ⓐ CPD160-AXZ4



| 序号 Item | 物料码 Code No. | 名称 Description | 数量 Qty | 备注或适用车型 Remarks Or Serial No. |
|------------|---------------------|-----------------------------|-----------|----------------------------------|
| 1 | G160M300-010001-000 | 螺母 Nut | 4 | |
| 2 | G000091-004060-00 | 销 4×60 Pin 4×60 | 2 | |
| 3 | G160M300-010002-000 | 链条短接头 Chain connector | 1 | |
| 4 | GT06074-3244051-02 | 板式链 LH3244×51 Leaf chain | 1 | |
| 5 | G160M300-010003-000 | 销轴 Pin shaft | 2 | |
| 6 | G000091-004030-00 | 销 4×30 Pin 4×30 | 2 | |
| 7 | G160M300-010004-000 | 链条长接头 Chain connector | 1 | |
| 8 | G160M300-010005-000 | 螺母 Nut | 1 | |
| | | | | |
| | | | | |
| | | | | |
| | | | | |
| | | | | |
| | | | | |
| | | | | |
| | | | | |

图 8-3 外门架
Fig.8-3 Outside mast

Ⓐ CPD160-AXZ4

| 序号 Item | 物料码 Code No. | 名称 Description | 数量 Qty | 备注或适用车型 Remarks Or Serial No. |
|------------|----------------------|---------------------------|-----------|----------------------------------|
| 1 | AP160M330-101000-001 | 外门架体 Outside carriage | 1 | |
| 2 | GX160M300-100001-000 | 起升滚轮 Lift roller | 2 | |
| 3 | G0894P1-000085-00 | 挡圈 85 Snap ring 85 | 2 | |
| 4 | G0893P1-000090-00 | 挡圈 90 Snap ring 90 | 4 | |
| 5 | G009163-6000000-01 | 轴承 GE60ES Bearing | 2 | |
| 6 | G160M300-100005-000 | 导向衬垫 Liner | 2 | |
| 7 | G160M300-100006-000 | 调整垫片 Adjusting shim | 2 | |
| 8 | G005783-012055-00 | 螺栓 M12×55 Bolt M12×55 | 4 | |
| 9 | G000093-000012-00 | 垫圈 12 Washer 12 | 4 | |
| 10 | GX160M300-100005-000 | 侧滚轮轴 Side roller shaft | 2 | |
| 11 | GX160M300-100003-000 | 调整垫圈 Adjusting shim | 16 | |
| 12 | GX160M300-100004-000 | 垫圈 Washer | 4 | |
| 13 | GX160M300-100002-000 | 侧滚轮 Side roller | 2 | |
| 14 | G0894P1-000040-00 | 挡圈 40 Snap ring 40 | 4 | |
| | | | | |

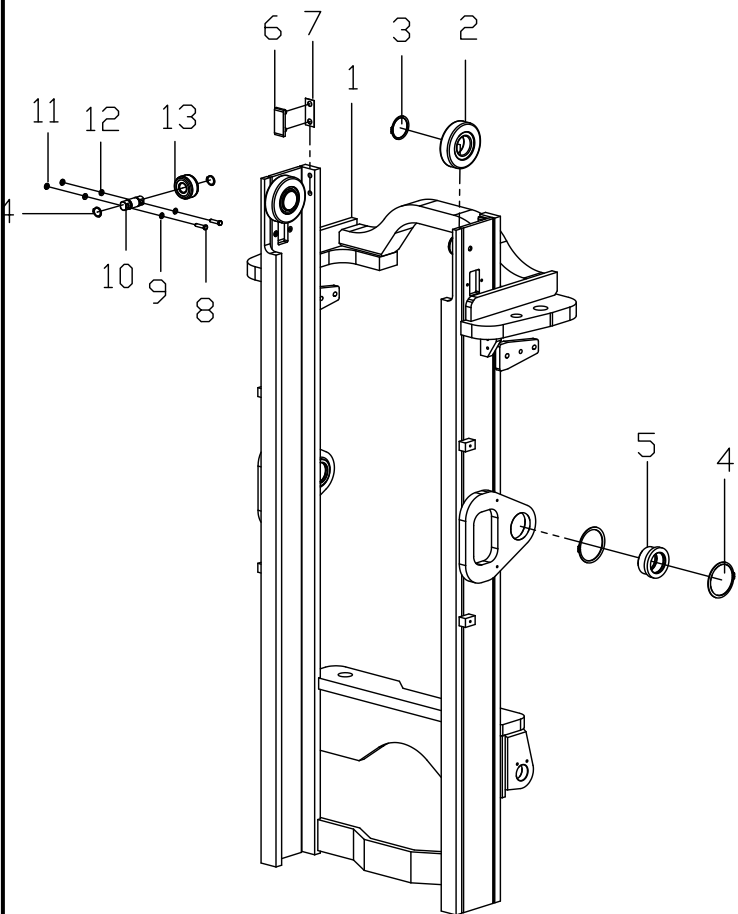
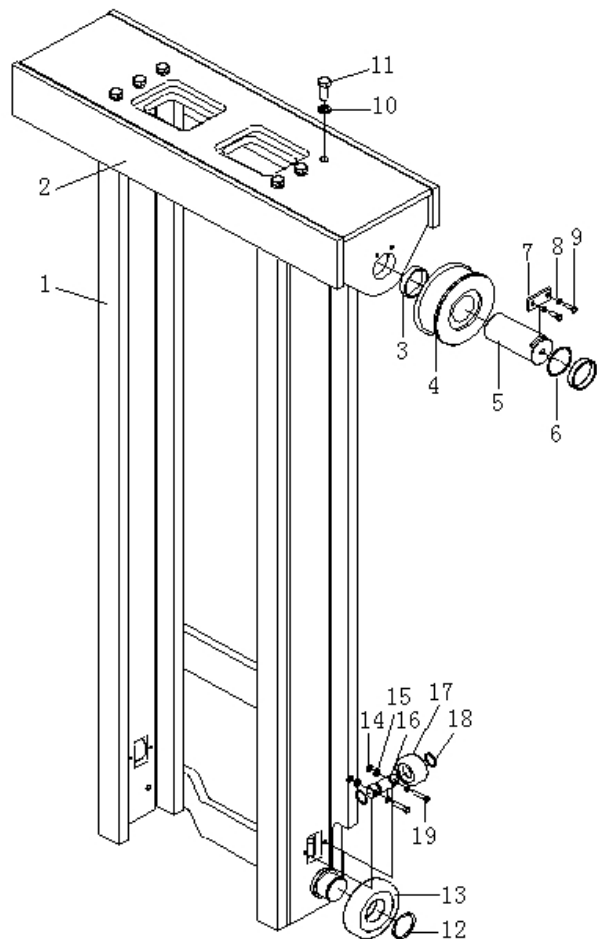


图 8-4 内门架
Fig.8-4 Inside mast

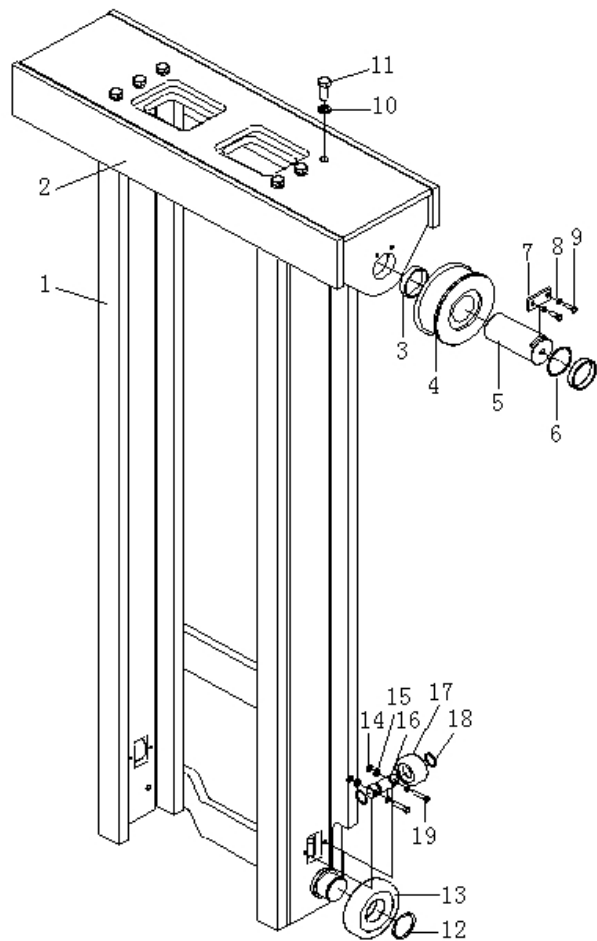
Ⓐ CPD160-AXZ4



| 序号 Item | 物料码 Code No. | 名称 Description | 数量 Qty | 备注或适用车型 Remarks Or Serial No. |
|------------|----------------------|--------------------------|-----------|----------------------------------|
| 1 | AP160M330-201000-001 | 内门架体 Inside carriage | 1 | |
| 2 | AP160M330-202000-001 | 链轮架 Chain support | 1 | |
| 3 | G160M300-200003-000 | 隔套 Sleeve | 4 | |
| 4 | G160M300-203000-000 | 链轮 Chain wheel | 2 | |
| 5 | G160M300-200002-000 | 链轮轴 Chain wheel shaft | 2 | |
| 6 | G160M300-200006-000 | 垫片 Shim | 4 | |
| 7 | G160M300-200001-000 | 压板 Press plate | 2 | |
| 8 | G000093-000012-00 | 垫圈 12 Washer 12 | 8 | |
| 9 | G005783-012035-00 | 螺栓 M12×35 Bolt M12×35 | 4 | |
| 10 | G007244-000024-00 | 垫圈 24 Washer 24 | 6 | |
| 11 | G005783-024060-00 | 螺栓 M24×60 Bolt M24×60 | 6 | |
| 12 | G0894P1-000085-00 | 挡圈 85 Snap ring 85 | 2 | |
| 13 | GX160M300-100001-000 | 起升滚轮 Lift roller | 2 | |
| 14 | GX160M300-100003-000 | 调整垫圈 Adjusting shim | 16 | |
| 15 | GX160M300-100004-000 | 垫圈 Washer | 4 | |

图 8-4 内门架
Fig.8-4 Inside mast

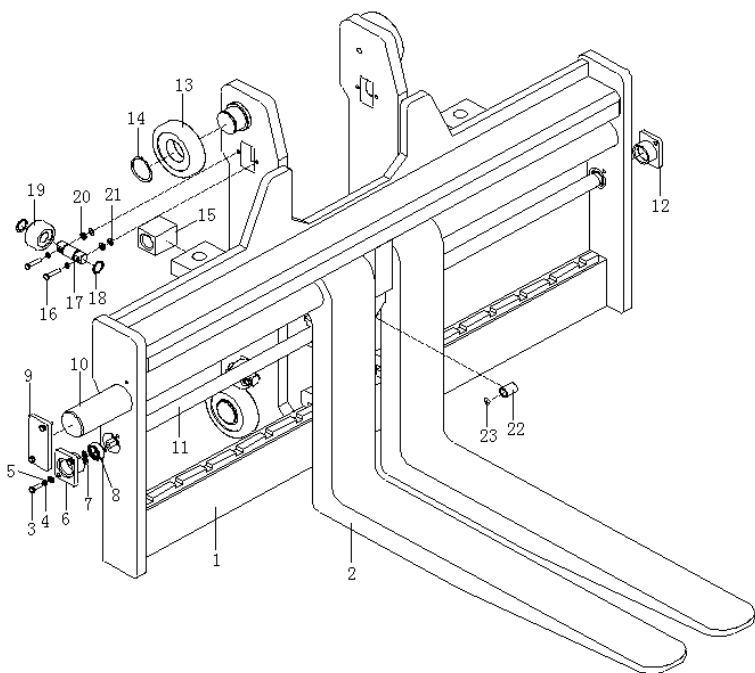
Ⓐ CPD160-AXZ4



| 序号 Item | 物料码 Code No. | 名称 Description | 数量 Qty | 备注或适用车型 Remarks Or Serial No. |
|------------|----------------------|---------------------------|-----------|----------------------------------|
| 16 | GX160M300-100005-000 | 侧滚轮轴 Side roller shaft | 2 | |
| 17 | GX160M300-100002-000 | 侧滚轮 Side roller | 2 | |
| 18 | G0894P1-000040-00 | 挡圈 40 Snap ring 40 | 4 | |
| 19 | G005783-012055-00 | 螺栓 M12×55 Bolt M12×55 | 4 | |
| | | | | |
| | | | | |
| | | | | |
| | | | | |
| | | | | |
| | | | | |
| | | | | |
| | | | | |
| | | | | |
| | | | | |
| | | | | |
| | | | | |
| | | | | |
| | | | | |
| | | | | |
| | | | | |
| | | | | |
| | | | | |
| | | | | |

图 8-5 货叉架
Fig.8-5 Fork shelf

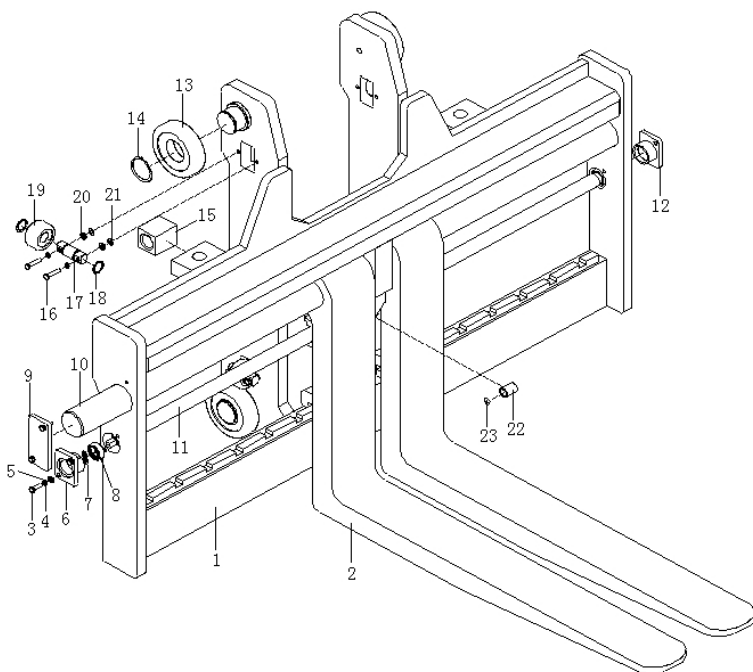
Ⓐ CPD160-AXZ4



| 序号 Item | 物料码 Code No. | 名称 Description | 数量 Qty | 备注或适用车型 Remarks Or Serial No. |
|------------|----------------------|-------------------------------|-----------|----------------------------------|
| 1 | AP160M330-301000-001 | 叉架体 Fork shelf | 1 | |
| 2 | GX160M300-302000-000 | 货叉 Fork | 2 | |
| 3 | G005783-012040-00 | 螺栓 M12×40 Bolt M12×40 | 8 | |
| 4 | G000093-000012-00 | 垫圈 12 Washer 12 | 16 | |
| 5 | G0097P1-000012-00 | 垫圈 12 Washer 12 | 4 | |
| 6 | GX160M300-303000-000 | 右轴承座 Bearing support,right | 1 | |
| 7 | GX160M300-300001-000 | 调整垫片 Adjusting shim | 16 | |
| 8 | GB/T297-84 | 轴承 7206E Bearing | 2 | |
| | GX160M300-300006-000 | 防尘盖 Shield | 2 | |
| | GX160M300-300007-000 | 防尘盖 Shield | 2 | |
| 9 | G160M300-300002-000 | 挡板 Snap plate | 2 | |
| 10 | GX160M300-300003-000 | 货叉轴 Fork shaft | 2 | |
| 11 | GX160M300-300002-000 | 螺杆 Bolt | 2 | |
| 12 | GX160M300-304000-000 | 左轴承座 Bearing support,left | 1 | |
| 13 | GX160M300-100001-000 | 起升滚轮 Lift roller | 4 | |

图 8-5 货叉架
Fig.8-5 Fork shelf

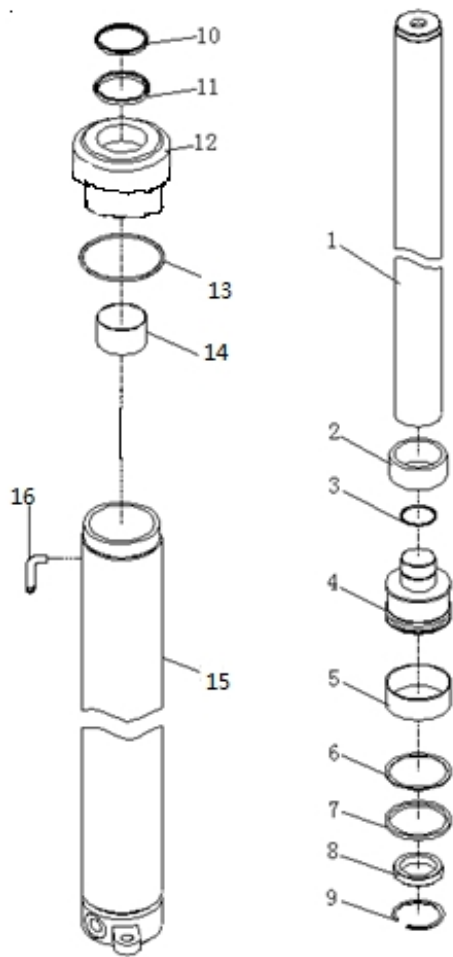
Ⓐ CPD160-AXZ4



| 序号 Item | 物料码 Code No. | 名称 Description | 数量 Qty | 备注或适用车型 Remarks Or Serial No. |
|------------|----------------------|---------------------------|-----------|----------------------------------|
| 14 | G0894P1-000085-00 | 挡圈 85 Snap ring 85 | 4 | |
| 15 | GX160M300-300004-000 | 螺母 Nut | 2 | |
| 16 | G005783-012060-00 | 螺栓 M12×60 Bolt M12×60 | 8 | |
| 17 | GX160M300-100005-000 | 侧滚轮轴 Side roller shaft | 4 | |
| 18 | G0894P1-000040-00 | 挡圈 40 Snap ring 40 | 8 | |
| 19 | GX160M300-100002-000 | 侧滚轮 Side roller | 4 | |
| 20 | GX160M300-100004-000 | 垫圈 Shim | 8 | |
| 21 | GX160M300-100003-000 | 调整垫圈 Adjusting shim | 32 | |
| 22 | GX160M300-300005-000 | 衬套 Bushing | 1 | |
| 23 | G000308-000012-00 | 钢球 φ 12 Steel ball | 3 | |
| | | | | |
| | | | | |
| | | | | |
| | | | | |
| | | | | |
| | | | | |

图 8-6 右升降油缸/Lift cylinder,Right
Fig.8-6 左升降油缸/Lift cylinder,Left

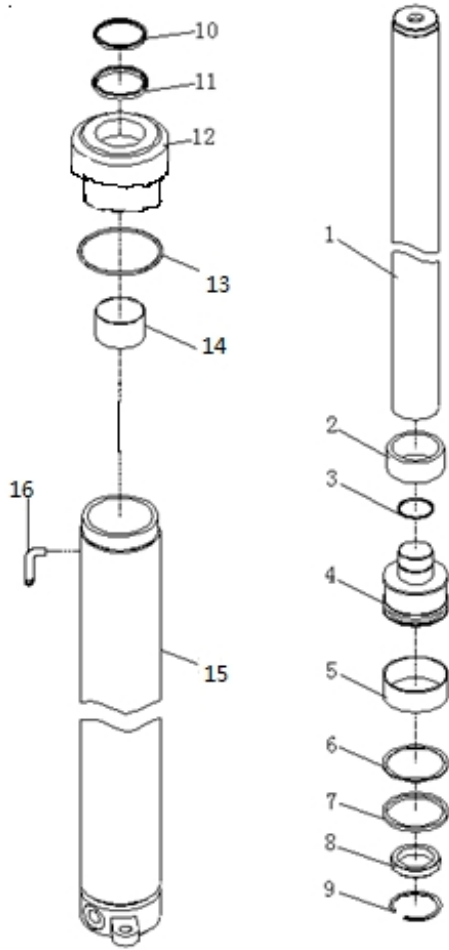
Ⓐ CPD160-AXZ4



| 序号 Item | 物料码 Code No. | 名称 Description | 数量 Qty | 备注或适用车型 Remarks Or Serial No. |
|------------|----------------------|-----------------------------------|-----------|----------------------------------|
| 1 | GX160M300-500005-W00 | 活塞杆 Piston rod | 1 | |
| 2 | GX160M300-500004-W00 | 隔套 Sleeve | 1 | |
| 3 | G0895P2-000065-00 | 挡圈 65 Snap ring 65 | 1 | |
| 4 | AP160M330-500001-W00 | 活塞 Piston | 1 | |
| 5 | AP160M330-500004-W00 | 支承环 Support ring | 1 | |
| 6 | GX160M300-500002-W00 | 挡片 Snap ring | 1 | |
| 7 | AP160M330-500002-W00 | ODI 密封圈 D115 ODI-ring D115 | 1 | |
| 8 | AP160M330-500007-W00 | 衬套 Bushing | 1 | |
| 9 | G0895P1-000090-00 | 挡圈 90 Snap ring 90 | 1 | |
| 10 | CL0149C0-G00 | LBH 防尘圈 d90 Dust seal ring d90 | 1 | |
| 11 | FU1024K0-G00 | ISI 密封圈 d90 Seal ring d90 | 1 | |
| 12 | AP160M330-500005-W00 | 导向套 Guide sleeve | 1 | |
| 13 | G001235-011803P5-00 | O 形密封圈 118×3.55 O-ring 18×3.55 | 1 | |
| 14 | AP160M330-500006-W00 | 复合衬套 Combination bush | 1 | |
| 15 | AP160M330-501000-W00 | 缸体 Cylinder body | | |

图 8-6 右升降油缸/Lift cylinder,Right
 Fig.8-6 左升降油缸/Lift cylinder,Left

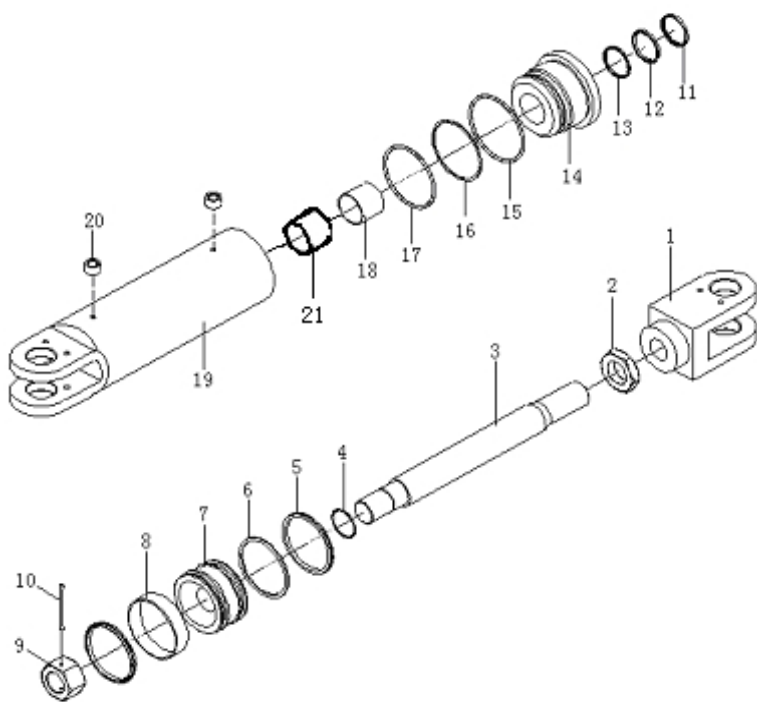
Ⓐ CPD160-AXZ4



| 序号 Item | 物料码 Code No. | 名称 Description | 数量 Qty | 备注或适用车型 Remarks Or Serial No. |
|------------|-----------------------|--|-----------|----------------------------------|
| 16 | G160M300-500006-W00 | 回油管 Return oil pipe | 1 | |
| | AP160M330-5/6-000-KIT | 左/右起升油缸修理包 L.H. /R.H.Lifting seal kit | | 包含: 7, 10, 11, 13 |
| | | | | |
| | | | | |
| | | | | |
| | | | | |
| | | | | |
| | | | | |
| | | | | |
| | | | | |
| | | | | |
| | | | | |
| | | | | |
| | | | | |
| | | | | |
| | | | | |
| | | | | |
| | | | | |
| | | | | |
| | | | | |
| | | | | |
| | | | | |

图 8-7 倾斜油缸
Fig8-7 Tilting cylinder

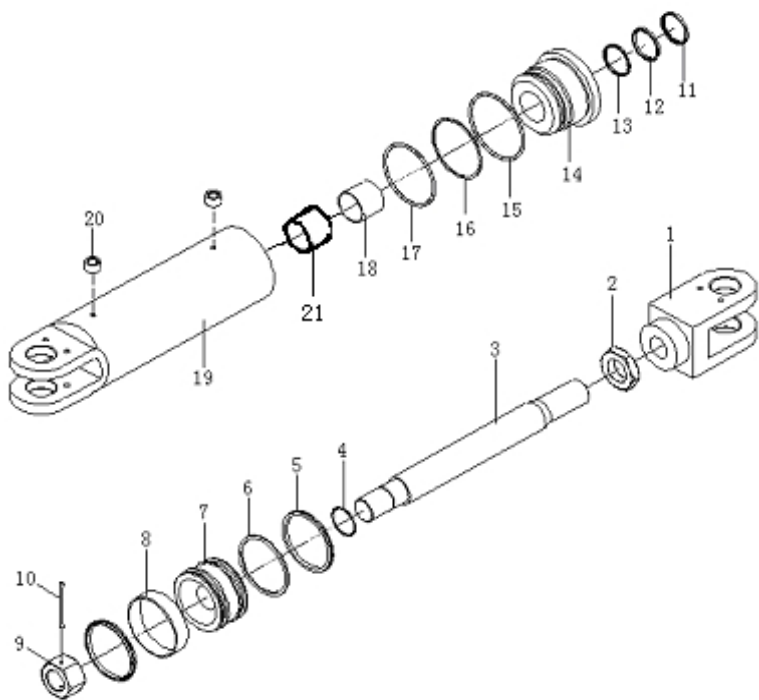
Ⓐ CPD160-AXZ4



| 序号 Item | 物料码 Code No. | 名称 Description | 数量 Qty | 备注或适用车型 Remarks Or Serial No. |
|------------|----------------------|------------------------------------|-----------|----------------------------------|
| 1 | GX160M300-400001-W00 | 拉杆头 Eye bar | 1 | |
| 2 | GX160M300-400002-W00 | 薄螺母 M56×3 Nut M56×3 | 1 | |
| 3 | AP160M330-400001-W01 | 活塞杆 Piston rod | 1 | |
| 4 | G001235-006003P1-00 | O 形密封圈 60×3.1 O-ring 60×3.1 | 1 | |
| 5 | FU1320L0-G00 | OSI 密封圈 D140 OSI-seal ring D140 | 1 | |
| 6 | GX160M300-400008-W00 | 挡圈 Snap ring | 1 | |
| 7 | GX160M300-400007-W00 | 活塞 Piston | 1 | |
| 8 | GX160M300-400009-W00 | 支撑环 Support ring | 1 | |
| 9 | G160M300-400013-W00 | 开槽螺母 M52×2 Nut M52×2 | 1 | |
| 10 | G000091-6P3100-00 | 销 6.3×100 Pin 6.3×100 | 1 | |
| 11 | CL0115C0-G00 | LBH 防尘圈 d65 Seal ring d65 | 1 | |
| 12 | FU0809K0-G00 | ISI 密封圈 d65 ISI-seal ring d65 | 1 | |
| 13 | RS1300650-T46-G00 | 斯特封 d65 Step ring d65 | 1 | |
| 14 | GX160M300-400003-W00 | 导向套 Guide bush | 1 | |
| 15 | G001235-015005P7-00 | O 形密封圈 150×5.7 O-ring 150×5.7 | 1 | |

图 8-7 倾斜油缸
Fig8-7 Tilting cylinder

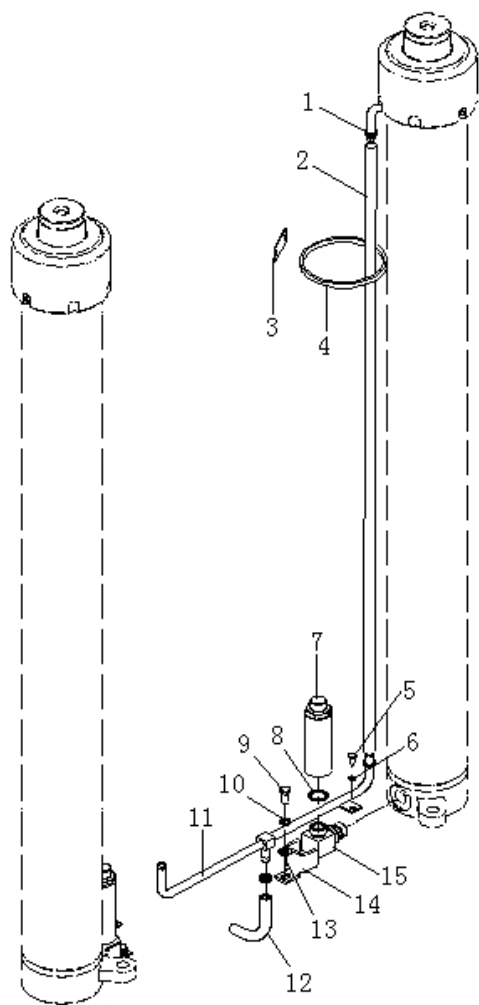
Ⓐ CPD160-AXZ4



| 序号 Item | 物料码 Code No. | 名称 Description | 数量 Qty | 备注或适用车型 Remarks Or Serial No. |
|------------|----------------------|----------------------------------|-----------|----------------------------------|
| 16 | GX160M300-400004-W00 | 挡圈 Snap ring | 1 | |
| 17 | G001235-014005P7-00 | O形密封圈 140×5.7 O-ring 140×5.7 | 1 | |
| 18 | GX160M300-400005-W00 | 钢背轴承 65×70×60 Bearing | 1 | |
| 19 | AP160M330-401000-W00 | 缸体 Cylinder body | 1 | |
| 20 | G160M300-400014-W00 | 接头 Connector | 2 | |
| 21 | AP160M330-400002-W01 | 隔套 Sleeve | 1 | |
| | AP160M330-4-001-KIT | 倾斜油缸修理包 Tilting cylinder seal | | 包含: 4, 5, 11, 12, 15, 17 |
| | | | | |
| | | | | |
| | | | | |
| | | | | |
| | | | | |
| | | | | |
| | | | | |
| | | | | |

图 8-8 油路系统
Fig8-8 Mast piping

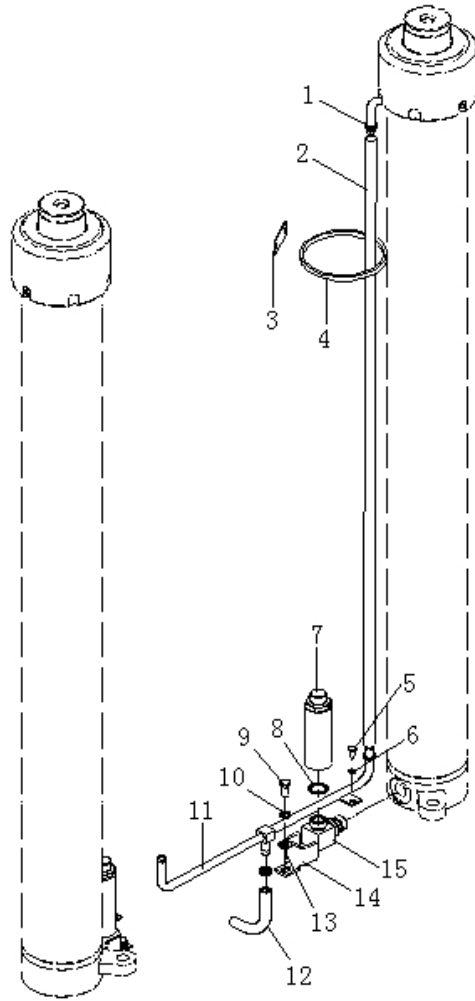
Ⓐ CPD160-AXZ4



| 序号 Item | 物料码 Code No. | 名称 Description | 数量 Qty | 备注或适用车型 Remarks Or Serial No. |
|------------|----------------------|-------------------------------|-----------|----------------------------------|
| 1 | Q672-22-G00 | 双钢丝式环箍 22 Blot | 6 | |
| 2 | GX160M300-700001-000 | 回油管 Return oil pipe | 2 | |
| 3 | G160M300-700002-000 | 镶边 Band | 4 | |
| 4 | GT-710HD-G00 | 捆扎带 10×710 Clamp band | 4 | |
| 5 | G005783-008016-00 | 螺栓 M8×16 Blot M8×16 | 2 | |
| 6 | G000093-000008-00 | 垫圈 8 Washer 8 | 2 | |
| 7 | XSF2-F25L-7T-G00 | 单向限速阀 Check valve | 2 | |
| 8 | G001235-003403P5-00 | O 形密封圈 34×3.5 O-ring34×3.5 | 2 | |
| 9 | G005783-012025-00 | 螺栓 M12×25 Bolt M12×25 | 2 | |
| 10 | G000093-000012-00 | 垫圈 12 Washer 12 | 2 | |
| 11 | AP160M330-701000-001 | 三通接管 Connector | 1 | |
| 12 | JGD-160B05000-000 | 回油管 Return oil pipe | 1 | |
| 13 | G000093-000012-00 | 垫圈 12 Washer 12 | 2 | |
| 14 | G160M300-700005-000 | 挡板 Snap plate | 2 | |
| 15 | G160M300-701000-000 | 直角弯头 Connector | 2 | |

图 8-8 油路系统
Fig8-8 Mast piping

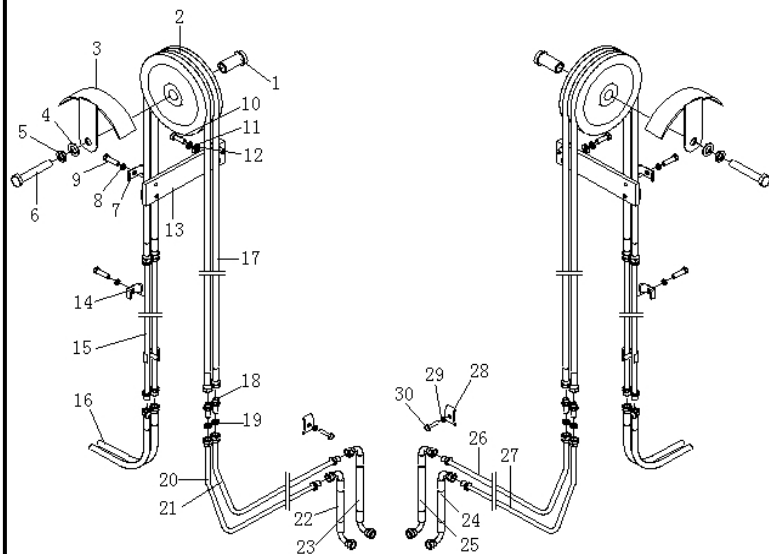
Ⓐ CPD160-AXZ4



| 序号 Item | 物料码 Code No. | 名称 Description | 数量 Qty | 备注或适用车型 Remarks Or Serial No. |
|------------|---------------------|-------------------|-----------|----------------------------------|
| 16 | G168M300-702000-000 | 接头 Connector | 2 | |
| | | | | |
| | | | | |
| | | | | |
| | | | | |
| | | | | |
| | | | | |
| | | | | |
| | | | | |
| | | | | |
| | | | | |
| | | | | |
| | | | | |
| | | | | |
| | | | | |
| | | | | |
| | | | | |
| | | | | |
| | | | | |
| | | | | |
| | | | | |
| | | | | |

图 8-9 调距油路
Fig8-9 Adjust oil piping

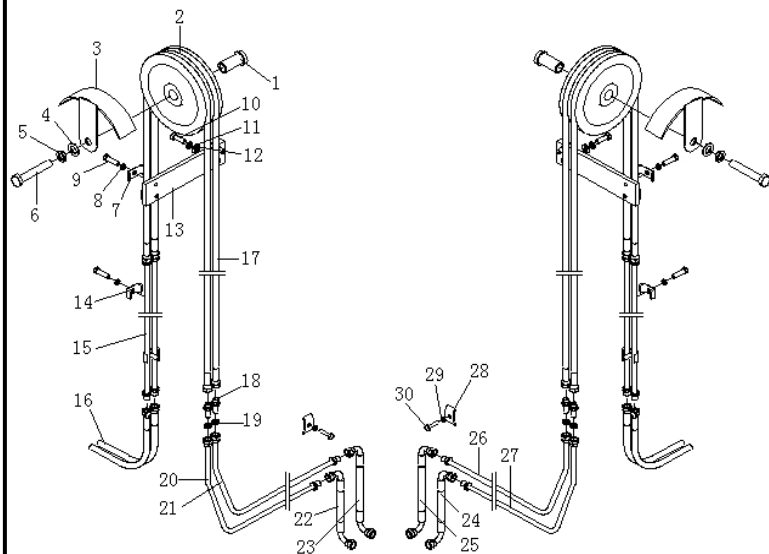
Ⓐ CPD160-AXZ4



| 序号 Item | 物料码 Code No. | 名称 Description | 数量 Qty | 备注或适用车型 Remarks Or Serial No. |
|------------|----------------------|----------------------------|-----------|----------------------------------|
| 1 | G160M300-800004-000 | 轴套 Shaft sleeve | 2 | |
| 2 | G160M300-800003-001 | 滑轮 Sheave | 2 | |
| 3 | G160M300-801000-000 | 挡板 Snap ring | 2 | |
| 4 | G0097P1-000020-00 | 垫圈 20 Washer 20 | 2 | |
| 5 | G000093-000020-00 | 垫圈 20 Washer 20 | 2 | |
| 6 | G005782-020110-00 | 螺栓 M20×110 Bolt M20×110 | 2 | |
| 7 | G160M300-800005-000 | 管夹 Clip | 6 | |
| 8 | G000093-000010-00 | 垫圈 10 Washer 10 | 10 | |
| 9 | G005783-010035-00 | 螺栓 M10×35 Bolt M10×35 | 10 | |
| 10 | G005783-012035-00 | 螺栓 M12×35 Bolt M12×35 | 4 | |
| 11 | G005783-012035-00 | 垫圈 12 Washer 12 | 4 | |
| 12 | G0097P1-000012-00 | 垫圈 12 Washer 12 | 4 | |
| 13 | GX160M300-800001-000 | 支板 Supporting plate | 2 | For 16T |
| 14 | G160M300-800006-000 | 管夹 Clip | 4 | |
| 15 | G160M300-803000-000 | 硬管 Oil pipe | 4 | |

图 8-9 调距油路
Fig8-9 Adjust oil piping

Ⓐ CPD160-AXZ4



| 序号 Item | 物料码 Code No. | 名称 Description | 数量 Qty | 备注或适用车型 Remarks Or Serial No. |
|------------|----------------------|------------------------|-----------|----------------------------------|
| 16 | AP160M330-800001-001 | 胶管接头 Rubber pipe | 4 | |
| 17 | JGG-08B03010A0-000 | 胶管接头 Rubber pipe | 4 | |
| 18 | 1.4QN5-800008 | 接头 Connector | 4 | |
| 19 | 1.4QN5-800001 | 螺母 Nut | 4 | |
| 20 | AP160M330-801000-001 | 油管 Oil pipe | 1 | |
| 21 | AP160M300-802000-001 | 油管 Oil pipe | 1 | |
| 22 | GX160M300-800004-000 | 胶管接头 Rubber pipe | 1 | |
| 23 | GX160M300-800003-000 | 胶管接头 Rubber pipe | 1 | |
| 24 | GX160M300-800005-000 | 胶管接头 Rubber pipe | 1 | |
| 25 | GX160M300-800006-000 | 胶管接头 Rubber pipe | 1 | |
| 26 | GX160M300-804000-000 | 油管 Oil pipe | 1 | |
| 27 | GX160M300-803000-000 | 油管 Oil pipe | 1 | |
| 28 | GX160M300-800008-000 | 管夹 Clip | 2 | |
| 29 | G0097P1-000012-00 | 垫圈 8 Washer 8 | 2 | |
| 30 | G005783-008035-00 | 螺栓 M8×35 Bolt M8×35 | 2 | |

图 8-10 调距油缸
Fig8-10 Adjust cylinder

Ⓐ CPD160-AXZ4

| 序号 Item | 物料码 Code No. | 名称 Description | 数量 Qty | 备注或适用车型 Remarks Or Serial No. |
|------------|---------------------|----------------------------------|-----------|----------------------------------|
| 1 | G001152-006000-00 | 油杯 M6 Oil cup M6 | 1 | |
| 2 | G009163-1700000-01 | 轴承 GE17ES Bearing | 1 | |
| 3 | G0893P1-000030-00 | 挡圈 30 Snap ring 30 | 2 | |
| 4 | 8M3*304001 | 耳环 Eye bar | 1 | |
| 5 | 8M3*304002 | 锁紧螺母 Nut | 1 | |
| 6 | G160M300-304001-W00 | 活塞杆 Piston rod | 1 | |
| 7 | G001235-003803P5-00 | O 形密封圈 38×3.5 O-ring 38×3.5 | 2 | |
| 8 | 8M3*304009 | 活塞 Piston | 1 | |
| 9 | 8M3*304010 | 支承环 Support ring | 1 | |
| 10 | FU0784L0-G00 | OSI 密封圈 D63 OSI-seal ring D63 | 2 | |
| 11 | G000848-000022-00 | 垫圈 22 Washer 22 | 1 | |
| 12 | G009457-000022-01 | 螺母 M22×1.5 Nut M22×1.5 | 1 | |
| 13 | G000091-005040-00 | 销 5×40 Pin 5×40 | 1 | |
| 14 | CL0363C0-G00 | LBH 防尘圈 d32 LBH-seal ring d32 | 1 | |
| 15 | 8M3*304004 | 缸盖 Cylinder cover | 1 | |

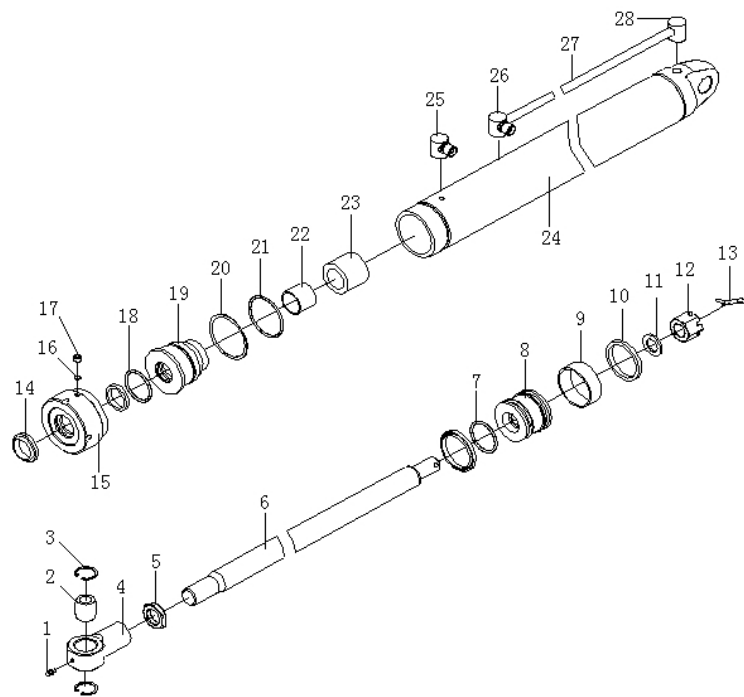


图 8-10 调距油缸
Fig8-10 Adjust cylinder

Ⓐ CPD160-AXZ4

| 序号 Item | 物料码 Code No. | 名称 Description | 数量 Qty | 备注或适用车型 Remarks Or Serial No. |
|------------|----------------------|---------------------------------|-----------|----------------------------------|
| 16 | 8M3*304006 | 尼龙垫片 Nylon gasket | 1 | |
| 17 | G000077-010008-00 | 螺钉 M10×8 Screw M10×8 | 1 | |
| 18 | D2-32-G00 | Yx 形密封圈 d32 Yx-seal ring d32 | 1 | |
| 19 | 8M3*304007 | 导向套 Guide bush | 1 | |
| 20 | 8M3*304005 | 调整垫圈 Adjust shim | 1 | |
| 21 | G001235-006303P1-00 | O 形密封圈 63×3.1 O-ring 63×3.1 | 1 | |
| 22 | SF-1-3230-G00 | 复合衬套 3230 Combination bush | 1 | |
| 23 | GX160M300-904003-W00 | 隔套 Sleeve | 1 | |
| 24 | G160M300-304100-W00 | 缸体 Cylinder body | 1 | |
| 25 | G160M300-304005-W00 | 后腔接头 connector | 1 | |
| 26 | GX160M300-904001-W00 | 接头 connector | 1 | |
| 27 | GX160M300-904002-W00 | 钢管 Steel pipe | 1 | |
| 28 | G160M300-304002-W00 | 过渡接头 connector | 1 | |
| | | | | |
| | | | | |

