

Electrical Three-wheel Forklift Truck

CPDS13/15/16/18/20-AZ6-ES	
---------------------------	--

零件目录 PARTS CATALOG

06 / 2018

目录 Contents

Ⓐ CPDS13/15/16/18/20-AZ6-ES

序号 Item	名称 Description	适用车型 Serial No.	页码 Page
第一部分 传动系统 Part I Driving system			1-A
序号 Item	名称 Description	适用车型 Serial No.	页码 Page
图 1-1 Fig.1-1	驱动系统 Driving system	1.3t~2.0t	1-1
图 1-7 Fig.1-7	减速箱 I Reduction gear box I	Ⓐ	1-2
图 1-8 Fig.1-8	减速箱 II Reduction gear box II	Ⓐ	1-3
图 1-9 Fig.1-9	减速箱 III Reduction gear box III	Ⓐ	1-6
第二部分 转向系统 Part II Steering system			2-A
图 2-1 Fig.2-1	转向装置 Steering device	1.3t~2.0t	2-1
图 2-2 Fig.2-2	转向桥 Steering axle	1.3t~2.0t	2-3
图 2-3 Fig.2-3	转向桥分解图 Steering axle details	1.3t~2.0t	2-4
图 2-4 Fig.2-4	转向车轮 Steering wheel	1.3t~2.0t	2-9
第三部分 车身系统 Part III Body system			3-A
图 3-1 Fig.3-1	车身系统 I Frame system I	1.3t~2.0t	3-1
图 3-2 Fig.3-2	车身系统 II Frame system II	1.3t~2.0t	3-3

序号 Item	名称 Description	适用车型 Serial No.	页码 Page
图 3-3 Fig.3-3	平衡重 Counterweight	1.3t~2.0t	3-5
第四部分 操纵系统 Part IV Control system			4-A
图 4-1 Fig.4-1	制动踏板总成 Brake pedal	1.3t~2.0t	4-1
图 4-2 Fig.4-2	加速操纵总成 Acceleration pedal	1.3t~2.0t	4-3
图 4-3 Fig.4-3	手制动操纵总成 Hand brake control assy	1.3t~2.0t	4-4
图 4-4 Fig.4-4	制动油管总成 Brake circuit	1.3t~2.0t	4-5
第五部分 液压系统 Part V Hydraulic system			5-A
图 5-1 Fig.5-1	油泵装置 Principal circuit	1.3t~2.0t	5-1
图 5-2 Fig.5-2	下降锁止 Drop the lock	1.3t~2.0t	5-4
图 5-3 Fig.5-3	倾斜油缸管路 Tilting circuit	1.3t~2.0t	5-6
图 5-4 Fig.5-4	多路阀操纵 Multi-way valve control	1.3t~2.0t	5-7
图 5-5 Fig.5-5	多路阀 Multi-way valve	1.3t~2.0t	5-11
图 5-6 Fig.5-6	二联多路阀 Two multi-way valve	1.3t~2.0t	5-12
图 5-7 Fig.5-7	三联多路阀 Three multi-way valve	1.3t~2.0t	5-16
图 5-8 Fig.5-8	四联多路阀 Four multi-way valve	1.3t~2.0t	5-20

序号 Item	名称 Description	适用车型 Serial No.	页码 Page
第六部分 电气系统 Part VI Electrical system			6-A
图 6-1 Fig.6-1	电气元件 Electrical components	1.3t~2.0t	6-1
图 6-2 Fig.6-2	电气线路图 I Electrical circuit I	1.3t~2.0t	6-3
图 6-3 Fig.6-3	电气线路图 II Electrical circuit II	1.3t~2.0t	6-4
图 6-4 Fig.6-4	油泵电控总成 Pump controller	1.3t~2.0t	6-5
图 6-5 Fig.6-5	牵引电控总成 Traction controller	1.3t~2.0t	6-6
图 6-6 Fig.6-6	仪表盘总成 Instrument panel assy	1.3t~2.0t	6-7
图 6-7 Fig.6-7	蓄电池 Battery	1.3t~2.0t	6-8
第七部分 起升系统 Part VII Lifting system			7-A
图 7-1 Fig.7-1	起升组件 I Lifting part I	二级门架 SIMPLEX MAST	7-1
	选配表 1 <Optional Parts List 1 >	二级门架 SIMPLEX MAST	7-2
图 7-2 Fig.7-2	货叉架总成 Fork carriager assy	二级门架 SIMPLEX MAST	7-3
图 7-3 Fig.7-3	起升组件 II Lifting part II	二级门架 SIMPLEX MAST	7-4
	选配表 2 <Optional Parts List 2 >	二级门架 SIMPLEX MAST	7-6
图 7-4 Fig.7-4	链条总成 Chain assy	二级门架 SIMPLEX MAST	7-7

序号 Item	名称 Description	适用车型 Serial No.	页码 Page
	选配表 3 <Optional Parts List 3 >	二级门架 SIMPLEX MAST	7-8
图 7-5 Fig.7-5	左/右升降油缸 L.H. /R.H. Lifting cylinder	二级门架 SIMPLEX MAST	7-9
	选配表 4 <Optional Parts List 4 >	二级门架 SIMPLEX MAST	7-11
图 7-6 Fig.7-6	倾斜油缸 Tilting cylinder	二级门架 / 二级全自由门架 / 三级门架 SIMPLEX MAST / DUPLEX MAST / TRIPLEX	7-12
	选配表 5 <Optional Parts List 5 >	二级门架 / 二级全自由门架 / 三级门架 SIMPLEX MAST / DUPLEX MAST / TRIPLEX	7-14
图 7-7 Fig.7-7	起升油路 Lifting circuit	二级门架 SIMPLEX MAST	7-15
	选配表 6 <Optional Parts List 6 >	二级门架 SIMPLEX MAST	7-17
图 7-8 Fig.7-8	侧移架总成 Side-shifter carriager assy	二级门架 / 二级全自由门架 / 三级门架 SIMPLEX MAST / DUPLEX MAST / TRIPLEX	7-18
图 7-9 Fig.7-9	侧移油路 Side-shifter circuit	二级门架 SIMPLEX MAST	7-20
	选配表 7 <Optional Parts List 7 >	二级门架 SIMPLEX MAST	7-22
图 7-10 Fig. 7-10	第四联油路 The fourth oil way	二级门架 SIMPLEX MAST	7-23
	选配表 8 <Optional Parts List 8 >	二级门架 SIMPLEX MAST	7-25
图 7-11 Fig.7-11	起升组件 I Lifting part I	三级门架 TRIPLEX MAST	7-26
	选配表 9 <Optional Parts List 9 >	三级门架 TRIPLEX MAST	7-28
图 7-12 Fig.7-12	起升组件 II Lifting part II	三级门架 TRIPLEX MAST	7-29

序号 Item	名称 Description	适用车型 Serial No.	页码 Page
	选配表 10 <Optional Parts List 10 >	三级门架 TRIPLEX MAST	7-31
图 7-13 Fig.7-13	货叉架总成 Fork carriage assy	三级门架 TRIPLEX MAST	7-32
图 7-14 Fig.7-14	链条总成 Chain assy	三级门架 TRIPLEX MAST	7-33
	选配表 11 <Optional Parts List 11 >	三级门架 TRIPLEX MAST	7-34
图 7-15 Fig.7-15	链条总成 Chain assy	三级门架 TRIPLEX MAST	7-35
	选配表 12 <Optional Parts List 12 >	三级门架 TRIPLEX MAST	7-36
图 7-16 Fig.7-16	起升油路 Lifting circuit	三级门架 TRIPLEX MAST	7-37
	选配表 13 <Optional Parts List 13 >	三级门架 TRIPLEX MAST	7-40
图 7-17 Fig.7-17	左/右升降油缸 L.H./R.H. Lifting cylinder	三级门架 TRIPLEX MAST	7-41
	选配表 14 <Optional Parts List 14>	三级门架 TRIPLEX MAST	7-43
图 7-18 Fig.7-18	侧移油缸 Side-shifter cylinder	二级门架 / 二级全自由门架 / 三级门架 SIMPLEX MAST / DUPLEX MAST / TRIPLEX	7-44
图 7-19 Fig.7-19	前升降油缸 Front lifting cylinder	三级门架 TRIPLEX MAST	7-45
	选配表 15 <Optional Parts List 15>	三级门架 TRIPLEX MAST	7-47
图 7-20 Fig.7-20	侧移油路 Side-shifter circuit	三级门架 TRIPLEX MAST	7-48
	选配表 16 <Optional Parts List 16>	三级门架 TRIPLEX MAST	7-52

序号 Item	名称 Description	适用车型 Serial No.	页码 Page
图 7-21 Fig.7-21	第四联油路 The fourth oil way	三级门架 TRIPLEX MAST	7-53
	选配表 17 <Optional Parts List 17>	三级门架 TRIPLEX MAST	7-56
图 7-22 Fig.7-22	起升组件 I Lifting part I	二级全自由门架 DUPLEX MAST	7-57
	选配表 18 <Optional Parts List 18 >	二级全自由门架 DUPLEX MAST	7-59
图. 7-23 Fig.7-23	起升组件 II Lifting part II	二级全自由门架 DUPLEX MAST	7-60
	选配表 19 <Optional Parts List 19 >	二级全自由门架 DUPLEX MAST	7-62
图 7-24 Fig.7-24	链条总成 Chain assy	二级全自由门架 DUPLEX MAST	7-63
	选配表 20 <Optional Parts List 20 >	二级全自由门架 DUPLEX MAST	7-64
图 7-25 Fig.7-25	货叉架总成 Fork carriage assy	二级全自由门架 DUPLEX MAST	7-65
图 7-26 Fig.7-26	左/右升降油缸 L.H./R.H. Lifting cylinder	二级全自由门架 DUPLEX MAST	7-66
	选配表 21 <Optional Parts List 21 >	二级全自由门架 DUPLEX MAST	7-68
图 7-27 Fig.7-27	前升降油缸 Front lifting cylinder	二级全自由门架 DUPLEX MAST	7-69
	选配表 22 <Optional Parts List 22 >	二级全自由门架 DUPLEX MAST	7-71
图 7-28 Fig.7-28	起升油路 Lifting circuit	二级全自由门架 DUPLEX MAST	7-72
	选配表 23 <Optional Parts List 23 >	二级全自由门架 DUPLEX MAST	7-74

序号 Item	名称 Description	适用车型 Serial No.	页码 Page
图 7-29 Fig.7-29	侧移油路 Side-shifter circuit	二级全自由门架 DUPLEX MAST	7-75
	选配表 24 <Optional Parts List 24 >	二级全自由门架 DUPLEX MAST	7-79
图 7-30 Fig.7-30	第四联油路 The fourth oil way	二级全自由门架 DUPLEX MAST	7-80
	选配表 25 <Optional Parts List 25 >	二级全自由门架 DUPLEX MAST	7-82

第一部分 驱动系统
Part I Driving system

Ⓐ CPDS13/15/16/18/20-AZ6-ES

序号 Item	名称 Description	适用车型 Serial No.	页码 Page
图 1-1 Fig.1-1	驱动系统 Driving system	1.3t~2.0t	1-1
图 1-7 Fig.1-7	减速箱 I Reduction gear box I	Ⓐ	1-2
图 1-8 Fig.1-8	减速箱 II Reduction gear box II	Ⓐ	1-3
图 1-9 Fig.1-9	减速箱 III Reduction gear box III	Ⓐ	1-6

图 1-1 驱动系统

Fig.1-1 Driving system

1.3t~2.0t

序号 Item	代号 Part No.	名称 Description	数量 Qty	备注或适用车型 Remarks Or Serial No.
1	ME3161-110000-G00	减速箱 Reduction gear box	2	Ⓐ
2	ME3161-120000-G01	牵引电机 Drive motor	2	Ⓐ
3	GT10823-1800708-01	实心轮胎 18x7-8 Solid tyres 18x7-8	2	1.3t~1.8t
3	GT10823-1800708-02	无痕实心轮胎 18x7-8 Non marking solid tyres	2	选配 Optional 1.3t~1.8t
3	200/50-G00	实心轮胎 200/50-10 Solid tyre 200/50-10	2	2.0t
3	200/50-G02	无痕实心 200/50-10 Non marking solid tyres	2	选配 Optional 2.0t
4	JS160-110000-000	轮辋总成 Rim assy	2	1.3t~1.8t Ⓐ
4	JS200-110000-000	轮辋总成 Rim assy	2	2.0t Ⓐ
5	JS160-100001-000	球形螺母 Nut	10	Ⓐ
6	G000093-000014-00	垫圈 14 Washer 14	14	
7	G005783-014065-01	螺栓 M14x65 Bolt M14x65	4	
8	G005783-014095-01	螺栓 M14x95 Bolt M14x95	10	8
9	G005782-008080-00	螺栓 M8x80 Bolt M8x80	2	9
10	G005782-008100-00	螺栓 M8x100 Bolt M8x100	4	10

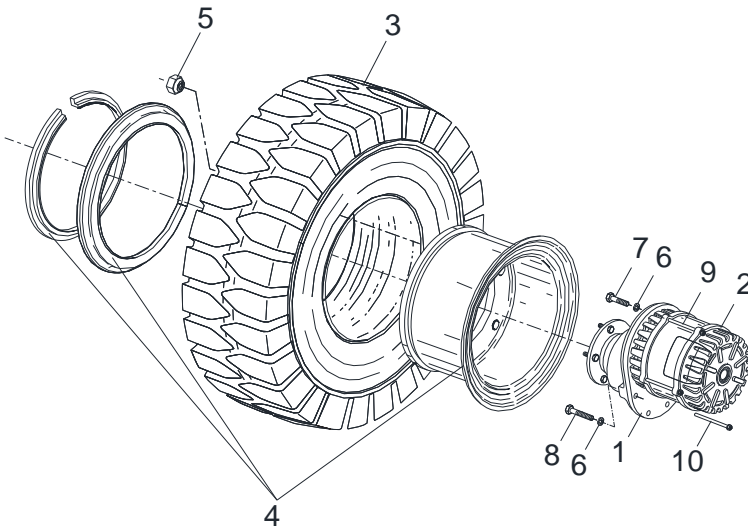
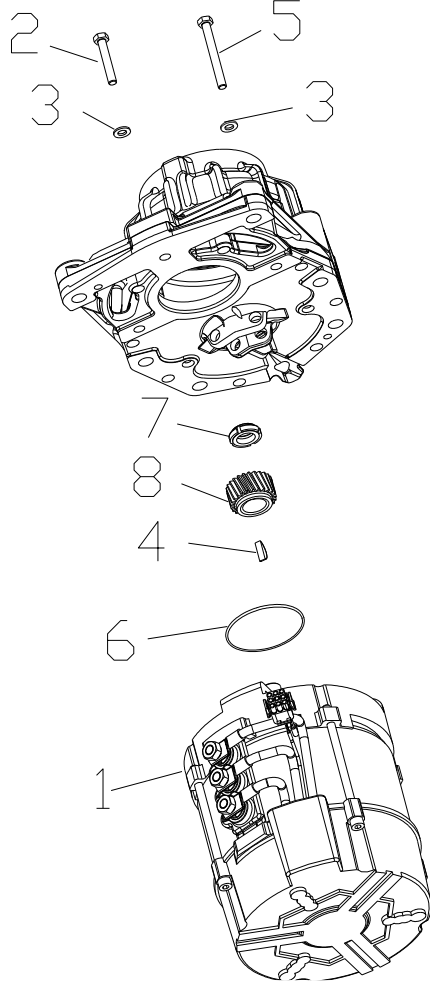


图 1-7 减速箱 I
Fig.1-7 Reduction gear box I

CPDS13/15/16/18/20-AZ6-ES ①



序号 Item	代号 Part No.	名称 Description	数量 Qty	备注或适用车型 Remarks Or Serial No.
1	0501.217.044	电动机 Motor	1	
2	0636.010.089	六角螺钉 Hexagon screw	1	
3	0630.001.012	垫片 Washer	3	
4	0631.511.023	半圆键 6×9 Woodruff key	1	
5	0636.010.106	六角螺钉 Hexagon screw	2	
6	0634.306.257	O形圈 O-ring	1	
7	0637.513.036	开槽螺母 Slotted nut	1	
8	4699.302.055	驱动小齿轮 Drive pinion	1	

图 1-8 减速箱 II
Fig.1-8 Reduction gear box II

CPDS13/15/16/18/20-AZ6-ES (A)

序号 Item	代号 Part No.	名称 Description	数量 Qty	备注或适用车型 Remarks Or Serial No.
1	4699.300.138	壳体 housing	1	
2	4699.300.156	齿轮轴 Gear shaft	1	
3	4699.300.127	行星齿轮架 Planet carrier	1	
4	4699.300.098	内碟片架 Inner disc carrier	1	
5	4699.300.152	齿盘 Toothed disc	1	
6	4699.300.153	环齿轮 Ring gear	1	
7	4699.300.154	垫圈 Ring	1	
8	4699.300.128	行星齿轮 Planetary gear	3	
9	4699.300.103	调整垫片 Adjusting shim	1	厚度 thickness: 0.1mm 按需要 as required
	4699.300.104	调整垫片 Adjusting shim	1	厚度 thickness: 0.15mm 按需要 as required
	4699.300.105	调整垫片 Adjusting shim	1	厚度 thickness: 0.3mm 按需要 as required
10	4699.300.091	固定板 Fixing plate	1	
11	4699.300.110	轮胎螺栓 M14×1.5 Wheel bolt M14×1.5	5	
12	0637.100.497	透气塞 breather	1	
13	4699.300.119	开槽螺母 Slotted nut	1	

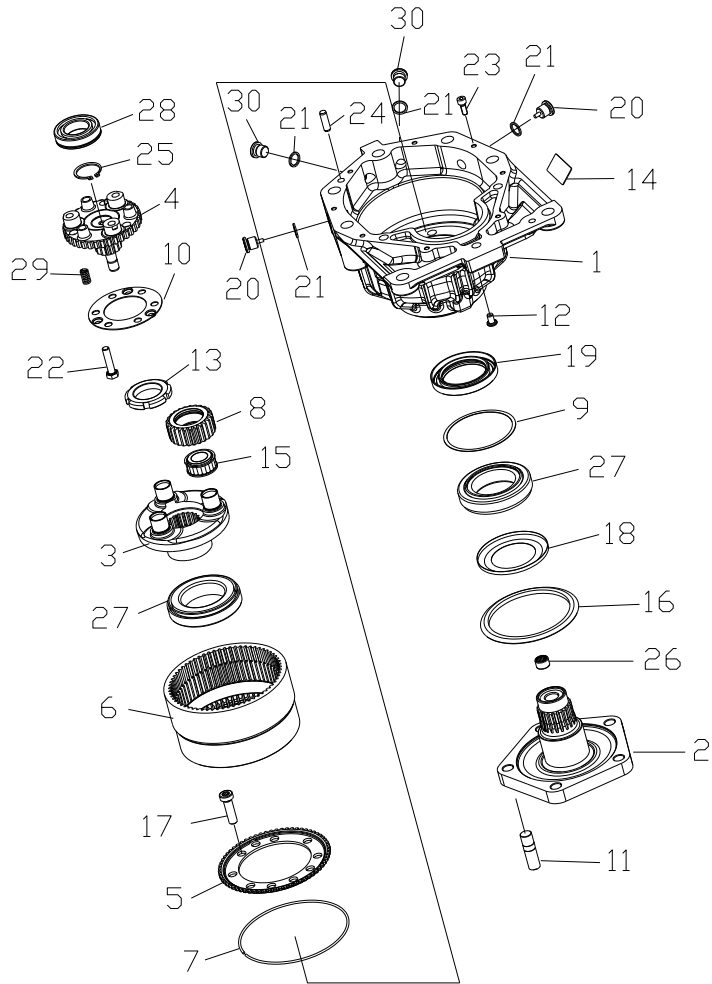
图 1-8 减速箱 II
Fig.1-8 Reduction gear box II

CPDS13/15/16/18/20-AZ6-ES (A)

序号 Item	代号 Part No.	名称 Description	数量 Qty	备注或适用车型 Remarks Or Serial No.
14	0730.365.274	平板 Type plate	1	
15	0750.118.508	圆柱滚子轴承 Cyl Roller bearing	3	
16	0634.312.624	密封圈 Sealing ring	1	
17	0501.323.470	螺钉 Torx screw	10	
18	0501.319.707	环 Nilos ring	1	
19	0634.301.842	轴密封圈 Shaft seal	1	
20	0501.319.149	螺塞 Screw plug	1	
21	0634.801.038	密封圈 Sealing ring	4	
22	0636.015.347	六角螺钉 Hexagon screw	6	
23	0636.101.411	螺钉 Cap screw	8	
24	0631.302.212	圆柱销 Cylindrical pin	2	
25	0630.501.024	卡簧 Circlip	1	
26	0635.303.037	滚针轴承 Needle sleeve	1	
27	0735 372 543	滚子轴承 Roller bearing	2	
28	0750.116.444	球轴承 Ball bearing	1	

图 1-8 减速箱 II
Fig.1-8 Reduction gear box II

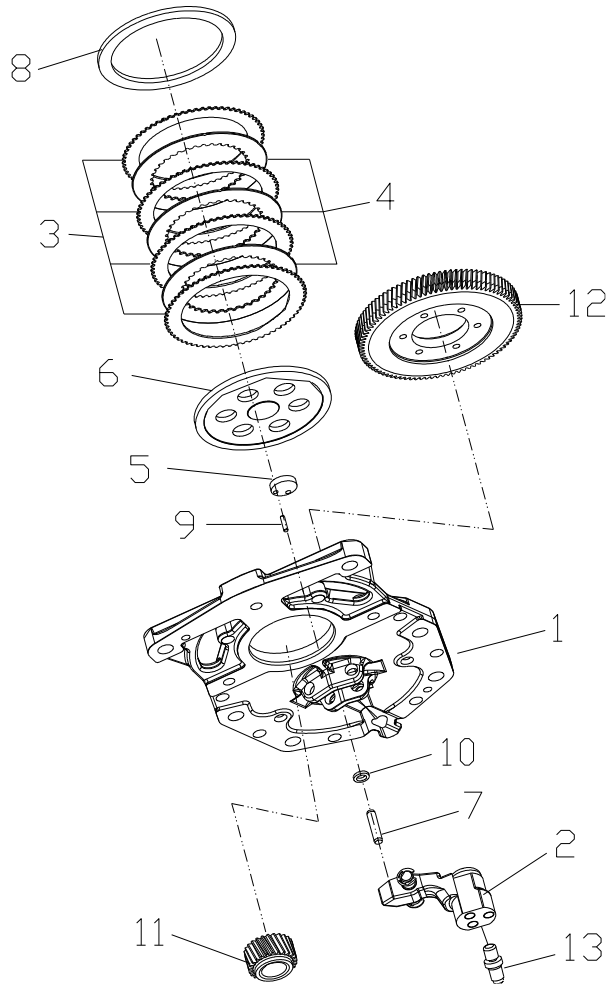
CPDS13/15/16/18/20-AZ6-ES ①



序号 Item	代号 Part No.	名称 Description	数量 Qty	备注或适用车型 Remarks Or Serial No.
29	0632.040.021	压缩弹簧 Compression spring	3	
30	0636.302.013	螺塞 Screw plug	2	

图 1-9 减速箱 III
Fig.1-9 Reduction gear box III

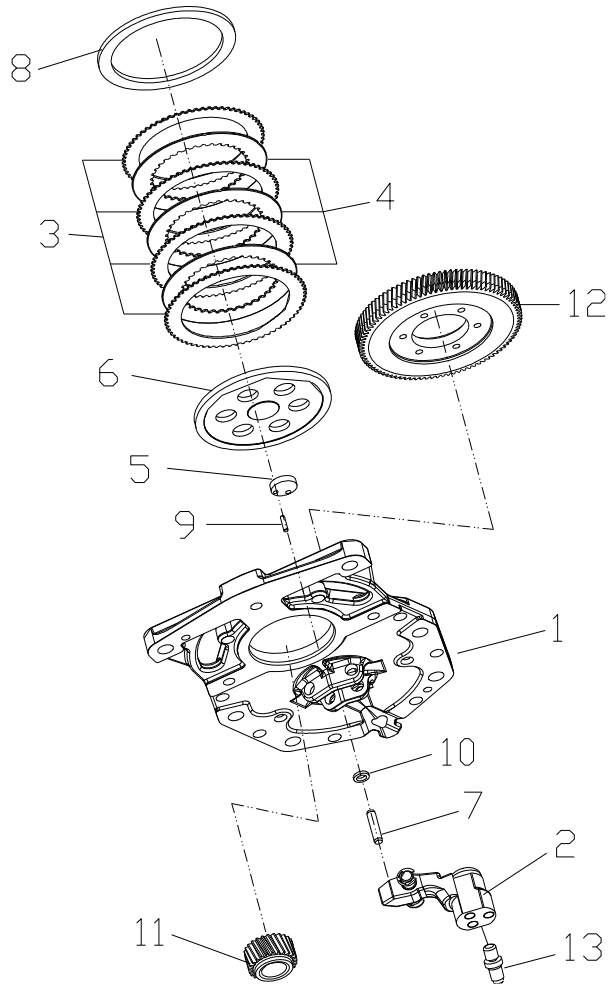
CPDS13/15/16/18/20-AZ6-ES (A)



序号 Item	代号 Part No.	名称 Description	数量 Qty	备注或适用车型 Remarks Or Serial No.
1	4699.309.059	壳盖 Housing cover	1	
2	0501.319.755	制动杆 Brake lever	1	
3	0501.322.751	外摩擦片 Outer clutch disc	4	
4	0501.322.752	内摩擦片 Inner clutch disk	3	
5	4699.309.054	轴向轴承 Axial bearing	1	
6	4699.309.040	压力板 Pressure plate	1	
7	4699.309.026	调整销 Adjustment pin	1	长度 Length 34.6mm 按需要 as required
	4699.309.030	调整销 Adjustment pin	1	长度 Length 34.8mm 按需要 as required
	4699.309.027	调整销 Adjustment pin	1	长度 Length 35mm 按需要 as required
	4699.309.031	调整销 Adjusting pin	1	长度 Length 35.2mm 按需要 as required
	4699.309.028	调整销 Adjusting pin	1	长度 Length 35.4mm 按需要 as required
	4699.309.032	调整销 Adjusting pin	1	长度 Length 35.6mm 按需要 as required
	4699.309.029	调整销 Adjusting pin	1	长度 Length 35.8mm 按需要 as required
	4699.309.033	调整销 Adjusting pin	1	长度 Length 36mm 按需要 as required
	4699.309.034	调整销 Adjusting pin	1	长度 Length 36.2mm 按需要 as required

图 1-9 减速箱 III
Fig.1-9 Reduction gear box III

CPDS13/15/16/18/20-AZ6-ES (A)



序号 Item	代号 Part No.	名称 Description	数量 Qty	备注或适用车型 Remarks Or Serial No.
	4699.309.035	调整销 Adjusting pin	1	长度 Length 36.4mm 按需要 as required
8	4699.309.036	压力板 Pressure plate	1	厚度 thickness: 4.8mm 按需要 as required
	4699.309.037	压力板 Pressure plate	1	厚度 thickness: 5.3mm 按需要 as required
	4699.309.038	压力板 Pressure plate	1	厚度 thickness: 5.8mm 按需要 as required
9	4699.309.091	圆柱销 Cylindrical pin	1	
10	0634.502.084	密封圈 Sealing ring	1	
11	4699.302.055	驱动小齿轮 Drive pinion	1	
12	4699.302.054	螺旋齿轮 Helical gear	1	
13	0501.200.072	排气阀 Vent valve	1	

第二部分 转向系统
Part II Steering system

Ⓐ CPDS13/15/16/18/20-AZ6-ES

序号 Item	名称 Description	适用车型 Serial No.	页码 Page
图 2-1 Fig.2-1	转向装置 Steering device	1.3t~2.0t	2-1
图 2-2 Fig.2-2	转向桥 Steering axle	1.3t~2.0t	2-3
图 2-3 Fig.2-3	转向桥分解图 Steering axle details	1.3t~2.0t	2-4
图 2-4 Fig.2-4	转向车轮 Steering wheel	1.3t~2.0t	2-9

图 2-1 转向装置

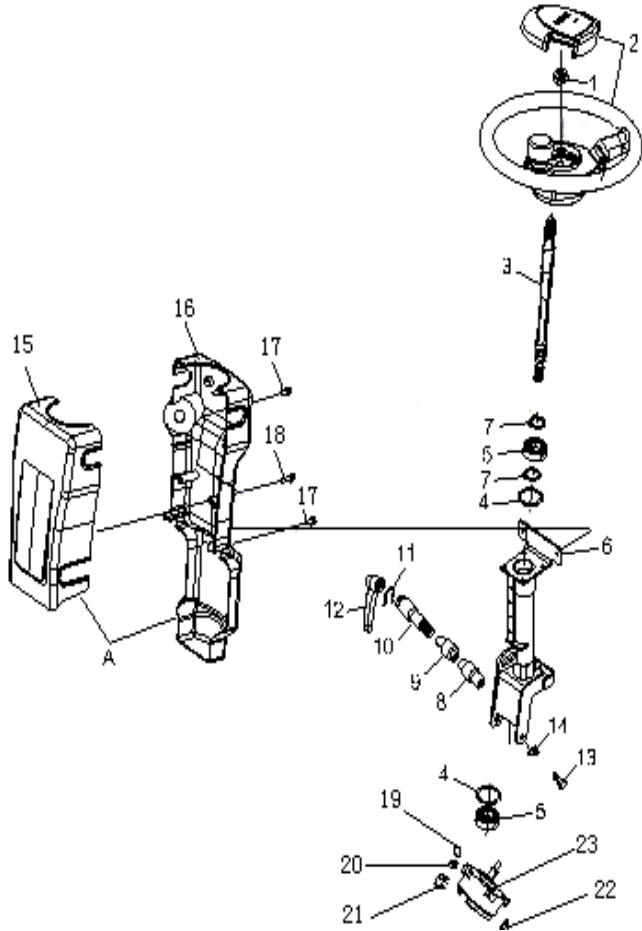
Fig.2-1 Steering device

1.3t~2.0t

序号 Item	代号 Part No.	名称 Description	数量 Qty	备注或适用车型 Remarks Or Serial No.
1	2QD-210001	方向盘螺母 Nut	1	
2	XF250-211000-000	方向盘总成 Steering wheel assy	1	
3	ASZE202-212004-000	转向轴 Upper steering shaft	1	
4	G0893P1-000037-00	孔用挡圈 37 Circlip 37	2	
5	GT00276-0061904-00	轴承 61904 Bearing 61904	2	
6	ASZE202-212100-000	转向管柱 Steering column bracket	1	Ⓐ
7	G0894P1-000020-00	轴用挡圈 20 Circlip 20	2	
8	XF250-210001-000	锁紧轴套 I Lock sleeve I	1	
9	XF250-210002-000	锁紧轴套 II Lock sleeve II	1	
10	XF250-210003-000	锁紧轴 Lock shaft	1	
11	XF250-210005-000	卡簧 Clamp spring	1	
12	XF250-213000-000	锁紧手柄 Lock handle	1	
13	30DH-220003A	螺栓 Bolt	2	Ⓐ
14	30DH-220004A	套 Bushing	2	
A	XF250-420100-000	开关护罩 Switch cover	1	INC:26,27

图 2-1 转向装置
Fig.2-1 Steering device

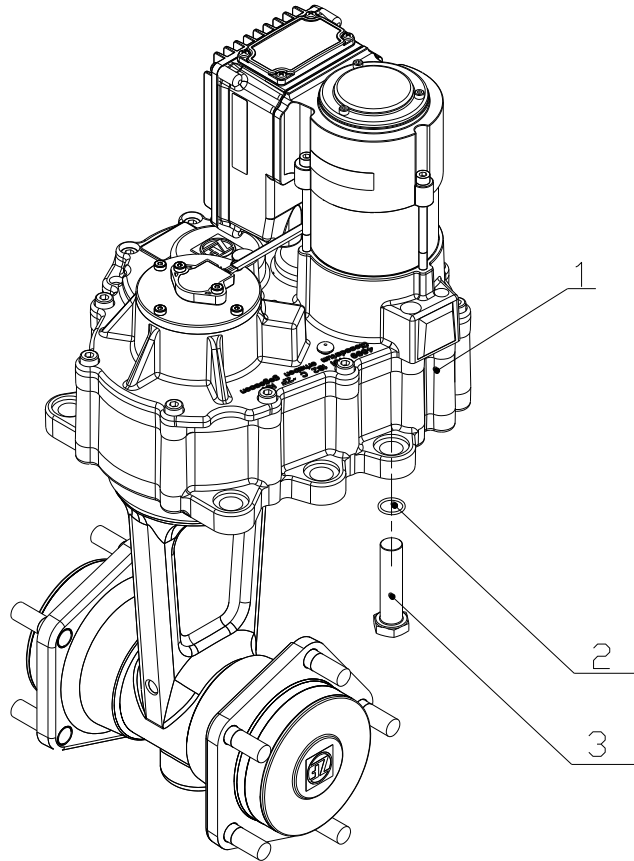
1.3t~2.0t



序号 Item	代号 Part No.	名称 Description	数量 Qty	备注或适用车型 Remarks Or Serial No.
15	XF250-420101-000	开关前罩 Front cover	1	
16	XF250-420102-000	开关后罩 Rear cover	1	
17	G907408-005016-00	螺钉组合件 M5×16 Screw assy	3	
18	G907408-004012-00	螺钉组合件 M4×12 Screw assy	2	
19	G000093-000008-00	垫圈 8 Washer 8	4	
20	G0097P1-000008-00	垫圈 8 Washer 8	4	
21	G000070-008025-00	螺钉 M8×25 Screw M8×25	3	
22	G000070-008030-00	螺钉 M8×30 Screw M8×30	1	
23	ASZE202-211300-000	扭力传感器 Torque sensor	1	

图 2-2 转向桥
Fig.2-2 Steering axle

1.3t~2.0t



序号 Item	代号 Part No.	名称 Description	数量 Qty	备注或适用车型 Remarks Or Serial No.
1	ASS201-230000-000	转向桥 Steering axle	1	See Fig.2-3
2	G000093-000016-00	垫圈 8 Washer 8	6	
3	G000070-016045-00	螺钉 M16×45 Screw M16×45	6	

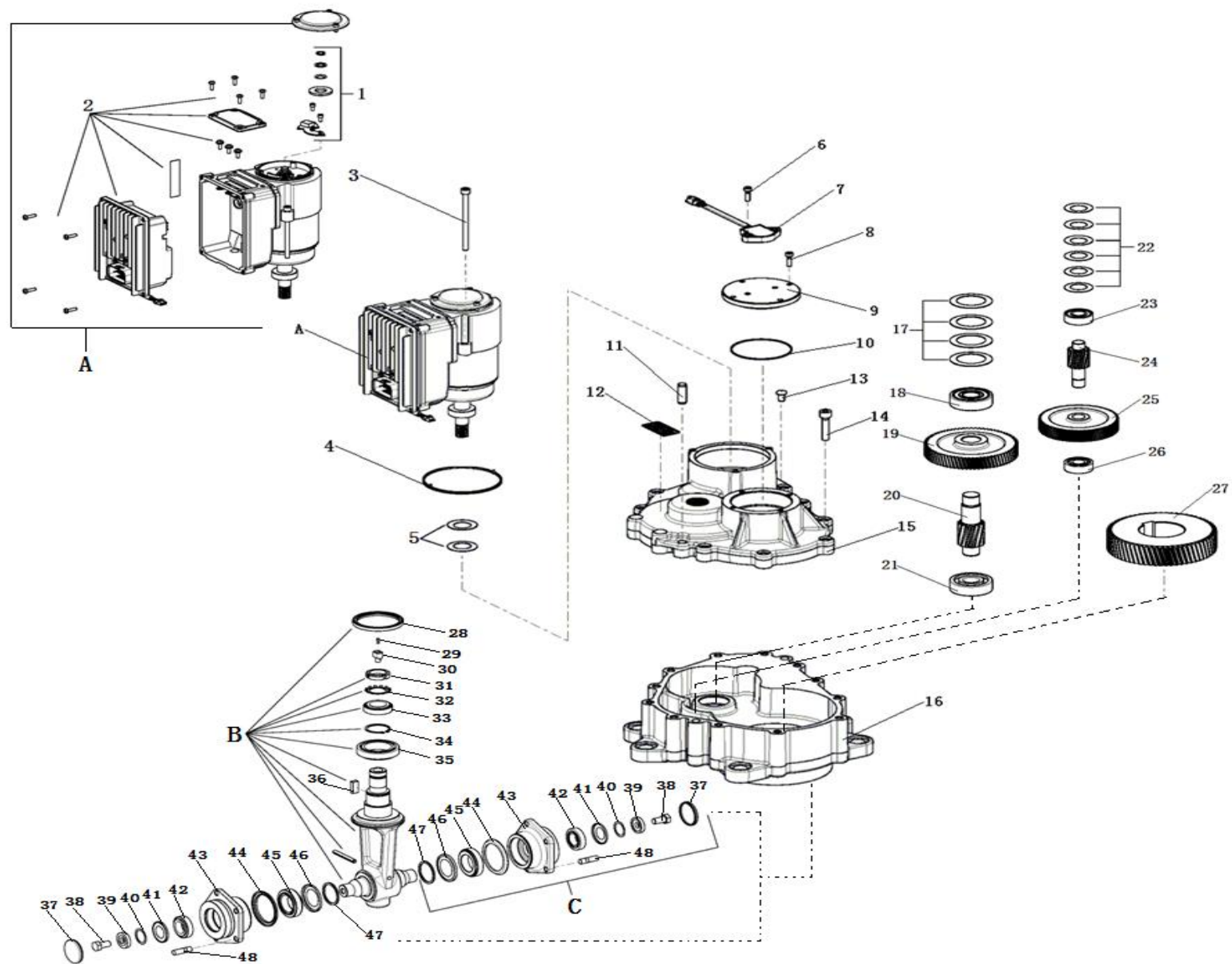
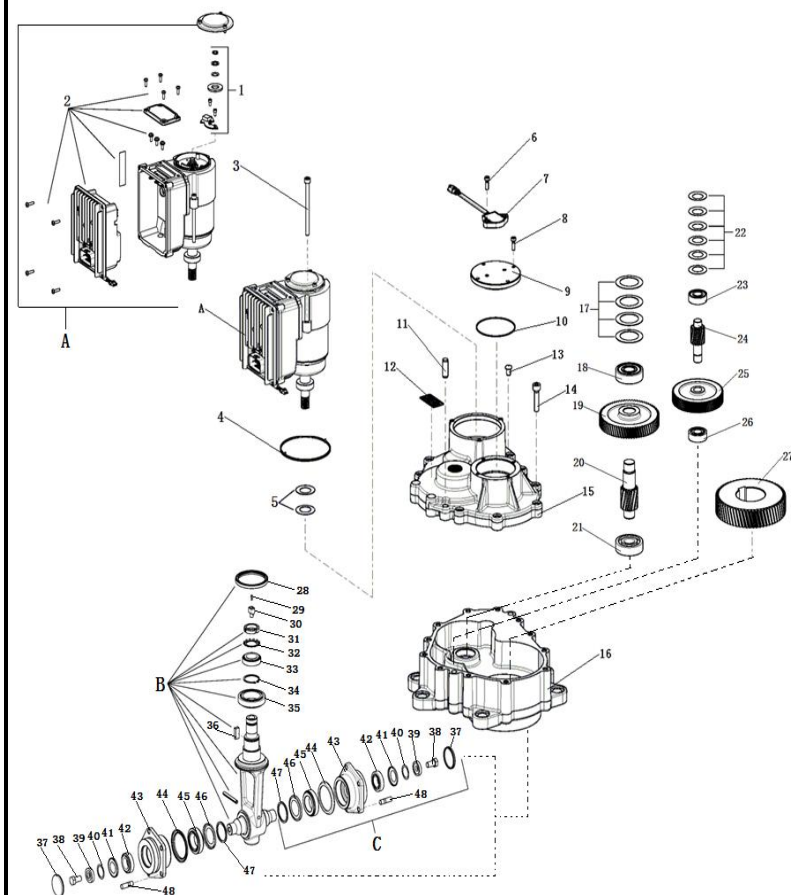


图 2-3 转向桥分解图

Fig.2-3 Steering axle details

1.3t~2.0t



序号 Item	代号 Part No.	名称 Description	数量 Qty	备注或适用车型 Remarks Or Serial
A.	4699.298.038	控制单元引擎 CONTROL UNIT ENGINE	1	INC:1,2
1	4699.298.037	控制单元 CONTROL UNIT	1	
2	0501.332.290	传感器套件 SENSOR KIT		
3	0636.102.946	盖螺钉 CAP SCREW	3	
4	0501.332.341	V型圈 V-Ring	1	
5	0632.100.108	碟形弹簧 CUP SPRING	1	
6	0636.102.547	帽螺钉 M5×16 CAP SCREW M5×16	2	
7	0501.330.754	传感器 SENSOR	1	
8	0636.102.547	帽螺钉 M5×16 CAP SCREW M5×16	4	
9	4699.301.186	盖 COVER	1	
10	0634.303.590	O型圈 O-Ring	1	
11	0631.313.057	圆柱销 10×28 Cylindrical pin 10x28	2	
12	0730.365.801	型板 TYPE PLATE	1	
14	0636.101.621	盖螺钉 M8×35 CAP SCREW M8×35	12	
15	4699.301.182	壳体覆盖 HOUSING COVER	1	

图 2-3 转向桥分解图

Fig.2-3 Steering axle details

1.3t~2.0t

序号 Item	代号 Part No.	名称 Description	数量 Qty	备注或适用车型 Remarks Or Serial
16	4699.301.181	壳体 HOUSING	1	
17	0632.051.089	碟形弹簧 CUP SPRING	4	
18	0735.330.902	滚珠轴承 BALL BEARING	1	
19	4699.302.272	直齿圆柱齿轮 SPUR GEAR	1	
20	4699.302.273	小齿轮轴 PINION SHAFT	1	
21	0635.333.006	滚珠轴承 BALL BEARING	1	
22	0632.100.108	碟形弹簧 CUP SPRING	6	
23	0735.330.901	滚珠轴承 BALL BEARING	1	
24	4699.302.271	小齿轮轴 PINION SHAFT	1	
25	4699.302.270	直齿圆柱齿轮 SPUR GEAR	1	
26	0635.332.005	滚珠轴承 BALL BEARING	1	
27	4699.302.274	直齿圆柱齿轮 SPUR GEAR	1	
B	4699.303.212	支架总成 SUBFRAME		INC:28,36
28	0634.100.310	油封 SHAFT SEAL	1	
29	0636.101.172	盖螺钉 M4x10 CAP SCREW M4x10	1	

图 2-3 转向桥分解图

Fig.2-3 Steering axle details

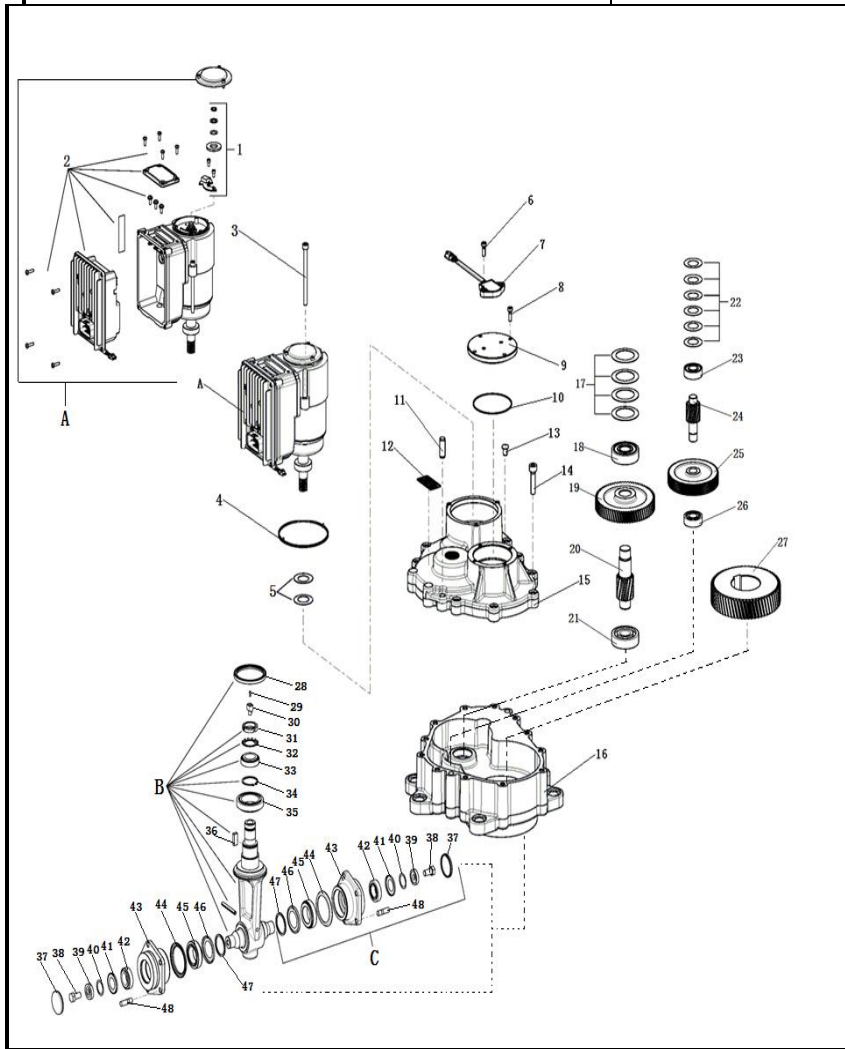
1.3t~2.0t

序号 Item	代号 Part No.	名称 Description	数量 Qty	备注或适用车型 Remarks Or Serial
30	0501.330.751	磁铁 MAGNET	1	
31	0637.512.015	开槽螺母 SLOTTED NUT	1	
32	0630.754.015	止通垫片 LOCKING PLATE	1	
33	0635.370.023	圆锥滚子轴承 Tapered roller bearing	1	
34	0630.501.038	卡簧 Retaining ring	1	
35	0750.118.501	圆锥滚子轴承 Tapered roller bearing	1	
36	0631.100.182	装配键 FITTED KEY	1	
37	0634.312.630	保护帽 Protection Cap	2	
38	0636.016.098	六角螺钉 Hexagon screw	2	
39	4699.303.211	端垫片 End shim	2	
40	0630.000.100	垫片 Shim ring	2	
41	0630.100.179	尼罗斯 密封圈 NILOS RING	2	
42	0635.370.042	圆锥滚子轴承 Tapered roller bearing	2	
43	4699.303.215	输出法兰 Output Flange	2	
44	0634.349.748	轴密封 Axle carrier	2	

图 2-3 转向桥分解图
Fig.2-3 Steering axle details

1.3t~2.0t

序号 Item	代号 Part No.	名称 Description	数量 Qty	备注或适用车型 Remarks Or Serial
45	0750.117.002	圆锥滚子轴承 Tapered roller bearing	2	
46	0630.100.286	尼罗斯 密封圈 NILOS RING	2	
47	0730.008.680	垫片 Shim	2	
48	4699.303.194	车轮螺栓 Wheel stud	10	



第三部分 车身系统
Part III Frame system

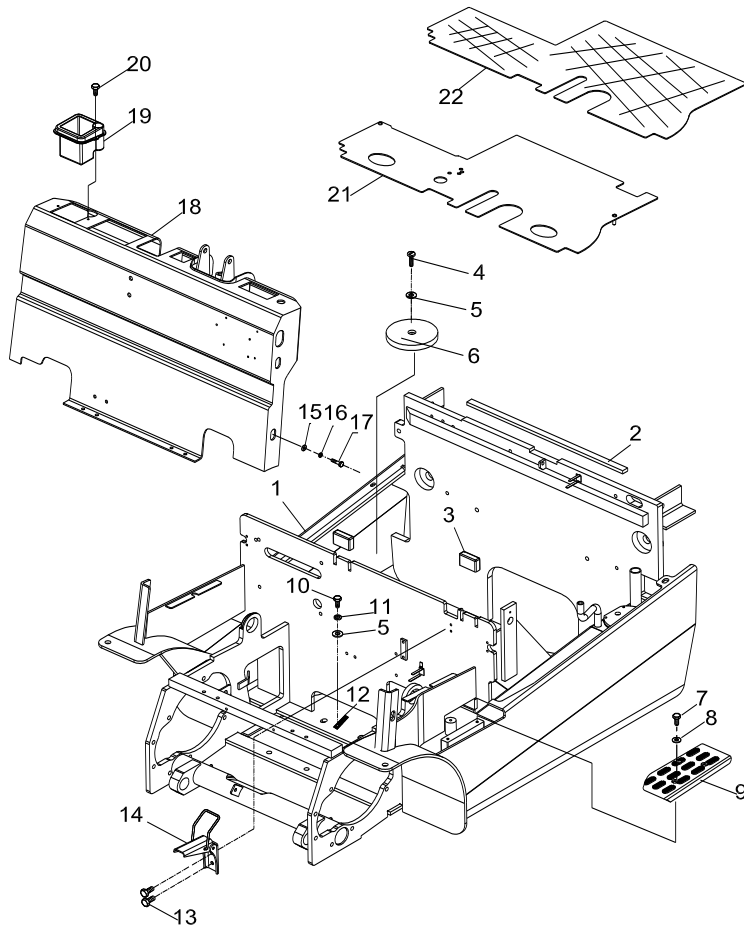
Ⓐ CPDS13/15/16/18/20-AZ6-ES

序号 Item	名称 Description	适用车型 Serial No.	页码 Page
图 3-1 Fig.3-1	车身系统 I Frame system I	1.3t~2.0t	3-1
图 3-2 Fig.3-2	车身系统 II Frame system II	1.3t~2.0t	3-3
图 3-3 Fig.3-3	平衡重 Counterweight	1.3t~2.0t	3-5

图 3-1 车身系统 I

Fig.3-1 Frame system I

1.3t~2.0t



序号 Item	代号 Part No.	名称 Description	数量 Qty	备注或适用车型 Remarks Or Serial No.
1	ASZE132-410000-000	车架 Frame	1	1.3t~1.5t (A)
1	ASZE162-410000-000	车架 Frame	1	1.6t~1.8t (A)
1	ASZE202-410000-000	车架 Frame	1	2t (A)
2	JS160-400011-W00	密封条 20×20×780 Seal strip 20×20×780	1	
3	JS160-400007-000	垫块 Rubber cover	2	
4	G006190-006025-00	螺钉 M6×25 Screw M6×25	4	
5	G0097P1-000006-00	垫圈 6 Washer 6	5	
6	AS161-408000-000	橡胶垫 Rubber pad	4	
7	G005783-008016-00	螺栓 M8×16 Bolt M8×16	3	
8	G0097P1-000008-00	垫圈 8 Washer 8	4	
9	AS161-400500-000	左踏板 L.H. foot rest	1	
10	G005783-006016-00	螺栓 M6×16 Bolt M6×16	4	
11	G000093-000006-00	垫圈 6 Washer 6	2	
12	JE255-000001-000	导静电带 Static conductive belt	1	
13	G907417-006012-00	螺栓组合件 M6×12 Bolt and washer assy	2	

图 3-1 车身系统 I
Fig.3-1 Frame system I

1.3t~2.0t

序号 Item	代号 Part No.	名称 Description	数量 Qty	备注或适用车型 Remarks Or Serial No.
14	NP15C-404000-G00	锁扣 Locker	1	
15	G0097P1-000012-00	垫圈 12 Washer 12	4	
16	G000093-000012-00	垫圈 12 Washer 12	4	
17	G005783-012040-00	螺栓 M12×40 Bolt M12×40	4	
18	ASZE202-420000-000	仪表架 Front bracket	1	(A)
19	HBR-G00	塑料盒 Plastic box	1	
20	G000818-006016-00	螺钉 M6×16 Screw M6×16	2	
21	AS161-407000-000	前底板 Front pedal	1	
22	AS161-408000-000	橡胶垫 Rubber pad	1	

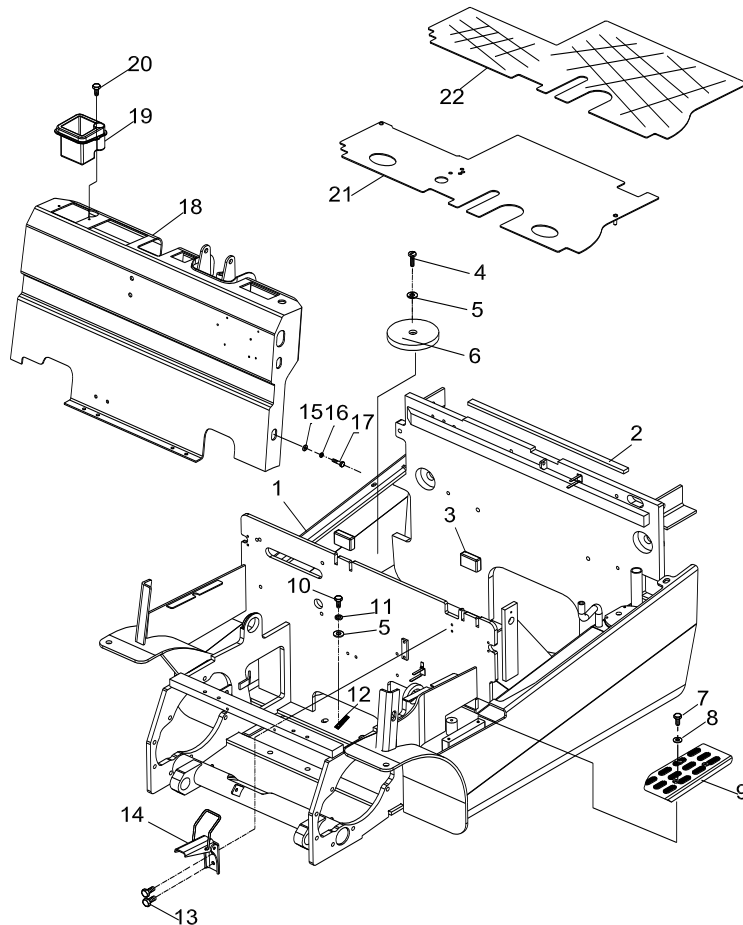
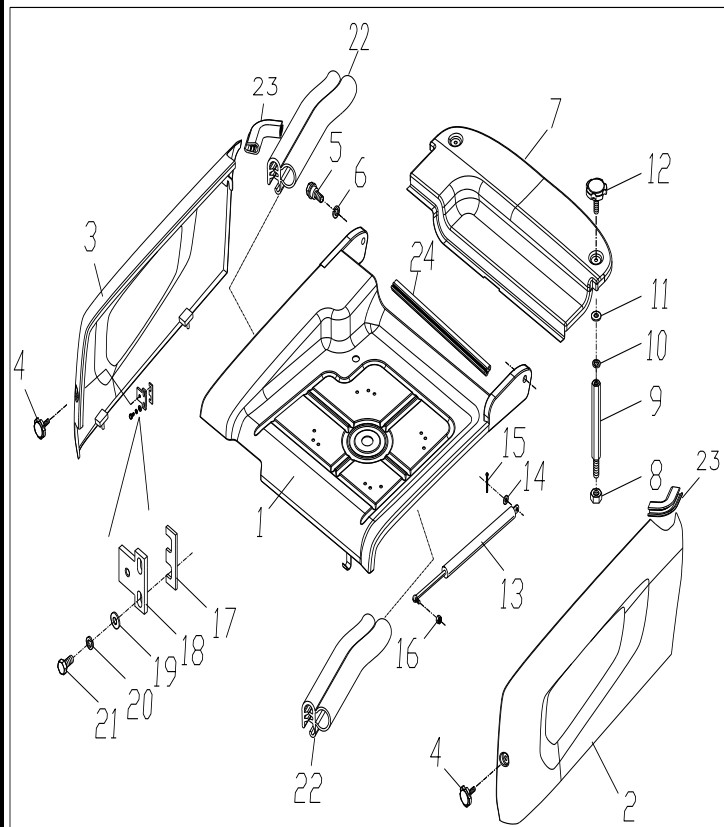


图 3-2 车身系统 II
Fig.3-2 Frame system II

1.3t~2.0t



序号 Item	代号 Part No.	名称 Description	数量 Qty	备注或适用车型 Remarks Or Serial No.
1	AS131-430000-000	机盖 Battery cover hood	1	1.3t~1.5t
1	AS161-430000-000	机盖 Battery cover hood	1	1.6t~1.8t
1	AS201-430000-000	机盖 Battery cover hood	1	2.0t
2	AS131-400200-000	左罩板 L.H. cover hood	1	1.3t~1.5t (A)
2	AS161-400200-000	左罩板 L.H. cover hood	1	1.6t~1.8t (A)
2	AS201-400200-000	左罩板 L.H. cover hood	1	2.0t (A)
3	AS131-400300-000	右罩板 R.H. cover hood	1	1.3t~1.5t (A)
3	AS161-400300-000	右罩板 R.H. cover hood	1	1.6t~1.8t (A)
3	AS201-400300-000	右罩板 R.H. cover hood	1	2.0t (A)
4	AS161-400006-000	把手 Handle	2	
5	JS160-400003-000	销轴 pin roll	2	
6	G000093-000010-00	垫圈 10 Washer 10	2	
7	AS161-030000-000	后盖板 Rear cover plate	1	
8	G006170-000014-00	螺母 M14 Nut M14	2	1.3t,1.6t (A)
9	JS160-000002-000	长螺母 Long nut	2	1.3t,1.6t (A)

图 3-2 车身系统 II

Fig.3-2 Frame system II

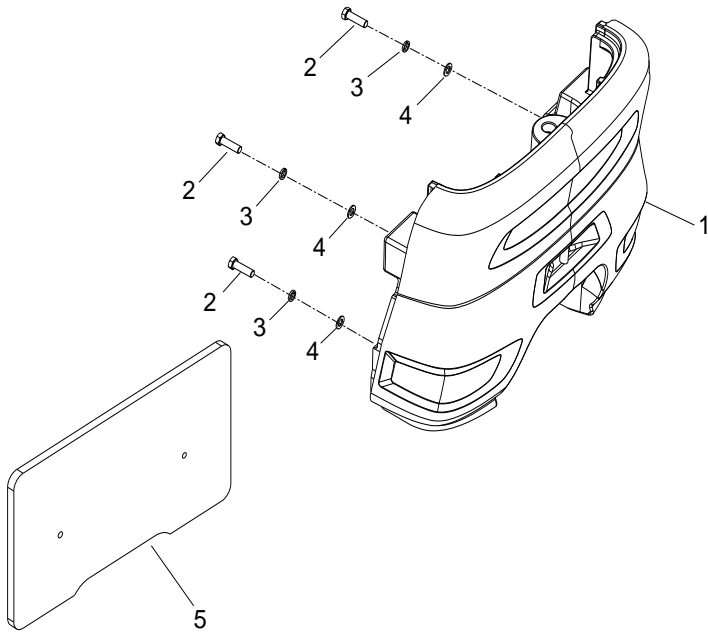
1.3t~2.0t

	序号 Item	代号 Part No.	名称 Description	数量 Qty	备注或适用车型 Remarks Or Serial No.
	10	G000896-000008-00	挡圈 8 Washer 8	2	
	11	G000096-000008-00	垫圈 8 Washer 8	2	
	12	JS300-400010-000	把手 Handle	2	
	13	JH150-400004-G00	气弹簧 Gas spring	1	Ⓐ
	14	G0097P1-000008-00	垫圈 8 Washer 8	1	
	15	G000091-003020-00	销 3×20 Pin 3×20	1	
	16	G001337-000008-00	螺母 M8 Nut M8	1	
	17	JS160-400014-000	调整板 Adjustment plate	2	
	18	JS160-400013-000	安装板 Mounting plate	2	
	19	G0097P1-000006-00	垫圈 6 Washer 6	4	
	20	G000093-000006-00	垫圈 6 Washer 6	4	
	21	G005783-006016-00	螺栓 M6×16 Bolt M6×16	4	
	22	AS161-040001-W00	密封条 Rubber Seal strip	2	
23	AS161-040002-W00	密封条 Rubber Seal strip	2		

图 3-3 平衡重
Fig.3-3 Counterweight

1.3t~2.0t

序号 Item	代号 Part No.	名称 Description	数量 Qty	备注或适用车型 Remarks Or Serial No.
1	AS161-020000-000	平衡重 Counterweight	1	1.3t, 1.6t
1	AS201-020000-000	平衡重 Counterweight	1	1.5t, 1.8t~2t
2	G005783-020075-00	螺栓 M20×75 Bolt M20×75	3	
3	G000093-000020-00	垫圈 20 Washer 20	3	
4	JS160-000003-000	垫圈 Washer	3	
5	AS201-413010-000	小配重 Small counterweight	1	1.5t, 1.8t



第四部分 操纵系统
Part IV Control system

Ⓐ CPDS13/15/16/18/20-AZ6-ES

序号 Item	名称 Description	适用车型 Serial No.	页码 Page
图 4-1 Fig.4-1	制动踏板总成 Brake pedal	1.3t~2.0t	4-1
图 4-2 Fig.4-2	加速操纵总成 Acceleration pedal	1.3t~2.0t	4-3
图 4-3 Fig.4-3	手制动操纵总成 Hand brake control assy	1.3t~2.0t	4-4
图 4-4 Fig.4-4	制动油管总成 Brake circuit	1.3t~2.0t	4-5

图 4-1 制动踏板总成

Fig.4-1 Brake pedal

1.3t~2.0t

序号 Item	代号 Part No.	名称 Description	数量 Qty	备注或适用车型 Remarks Or Serial No.
1	N163-512001-000	踏板垫 Pedal pad	1	
2	JS160-511000-000	制动踏板 Brake pedal	1	
3	N163-510003-000	弹簧 Spring	1	
4	30DHW15-515000	制动总泵总成 Brake master pump	1	Ⓐ
5	G006170-000010-00	螺母 M10 Nut M10	3	
6	G000093-000010-00	垫圈 10 Washer 10	2	
7	JS160-513001-000	推杆 Rod	1	Ⓐ
8	N163-513100-000	推耳 Fork joint	1	Ⓐ
9	G000882-008024-01	销轴 B8×24 Pin B8×24	1	
10	G000091-3P2016-00	销 3.2×16 Pin 3.2×16	1	
11	G000848-000008-00	垫圈 8 Washer 8	1	
12	G005783-008040-00	螺栓 M8×40 Bolt M8×40	1	
13	G006170-000008-00	螺母 M8 Nut M8	1	
14	G0894P1-000028-00	挡圈 28 Circlip 28	2	
15	JS160-512000-000	支架 Bracket	1	Ⓐ

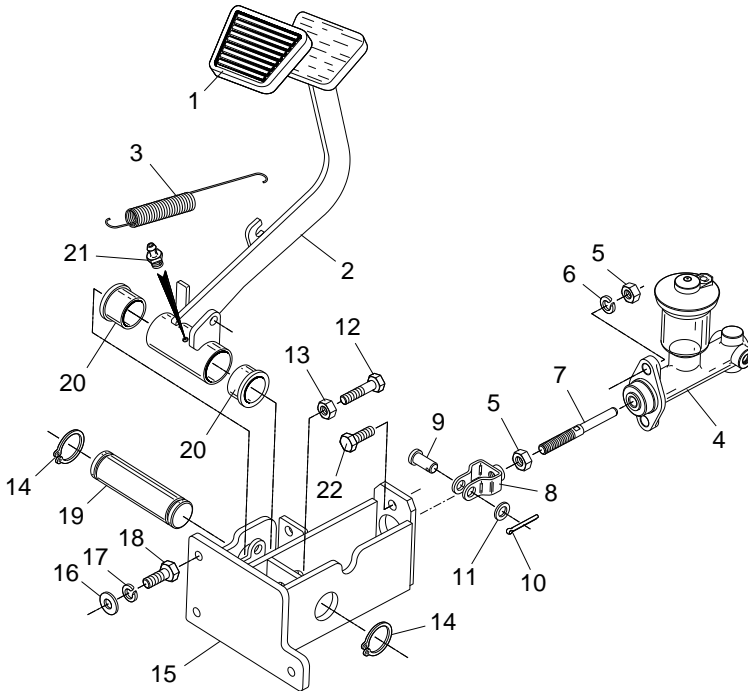
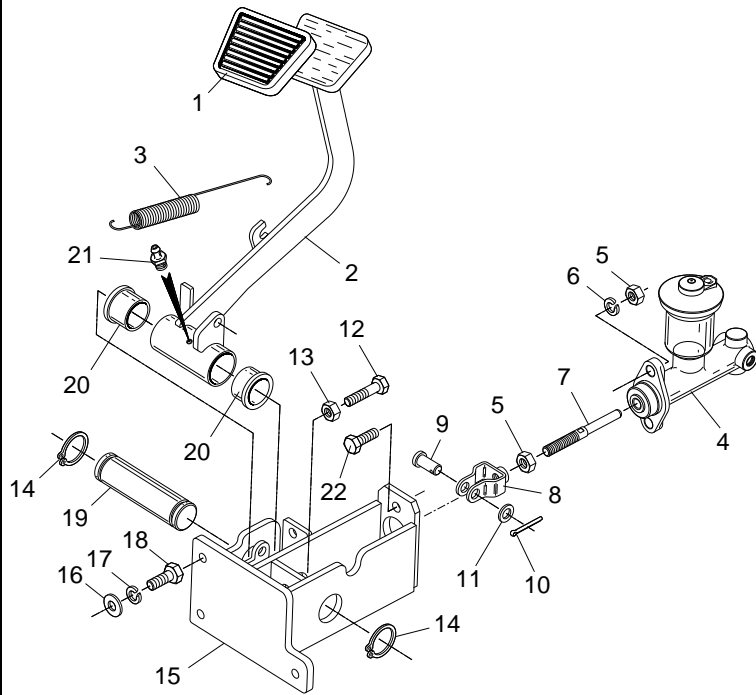


图 4-1 制动踏板总成
Fig.4-1 Brake pedal

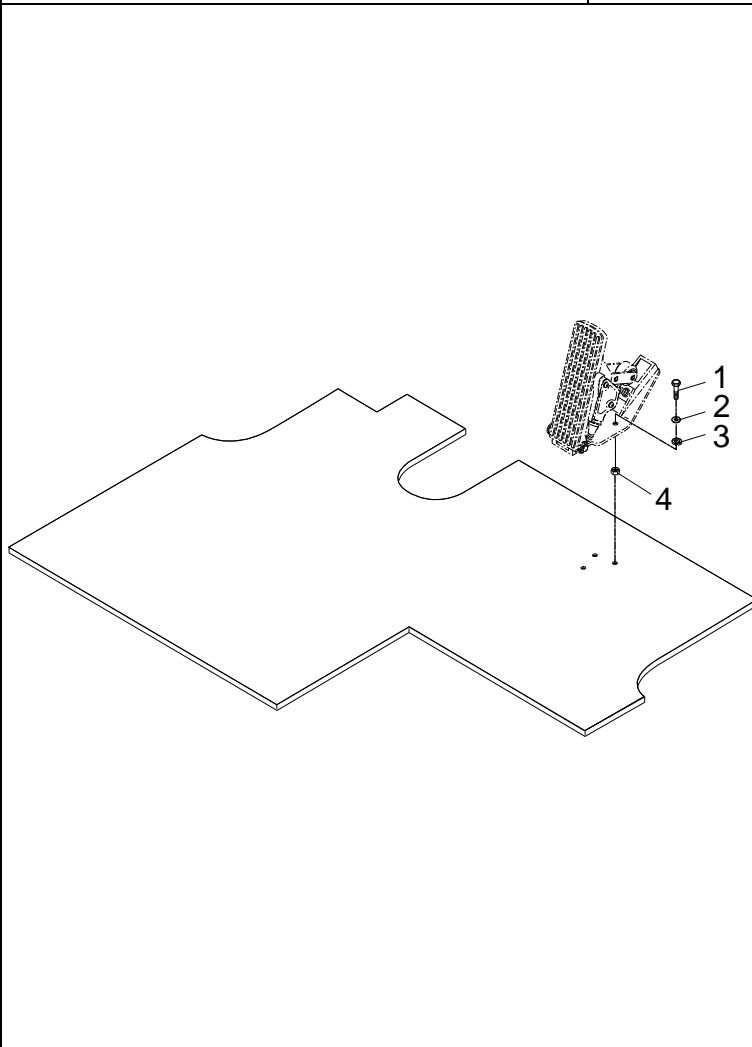
1.3t~2.0t



序号 Item	代号 Part No.	名称 Description	数量 Qty	备注或适用车型 Remarks Or Serial No.
16	G0097P1-000008-00	垫圈 8 Washer 8	3	
17	G000093-000008-00	垫圈 8 Washer 8	3	
18	G005783-008025-00	螺栓 M8×25 Bolt M8×25	3	
19	JS160-510001-000	销轴 Pin	1	Ⓐ
20	N163-514001-000	套 Bushing	2	
21	G001152-006000-00	油杯 M6 Oil cup M6	1	
22	G005783-010035-00	螺栓 M10×35 Bolt M10×35	2	

图 4-2 加速操纵总成
Fig.4-2 Acceleration pedal

1.3t~2.0t

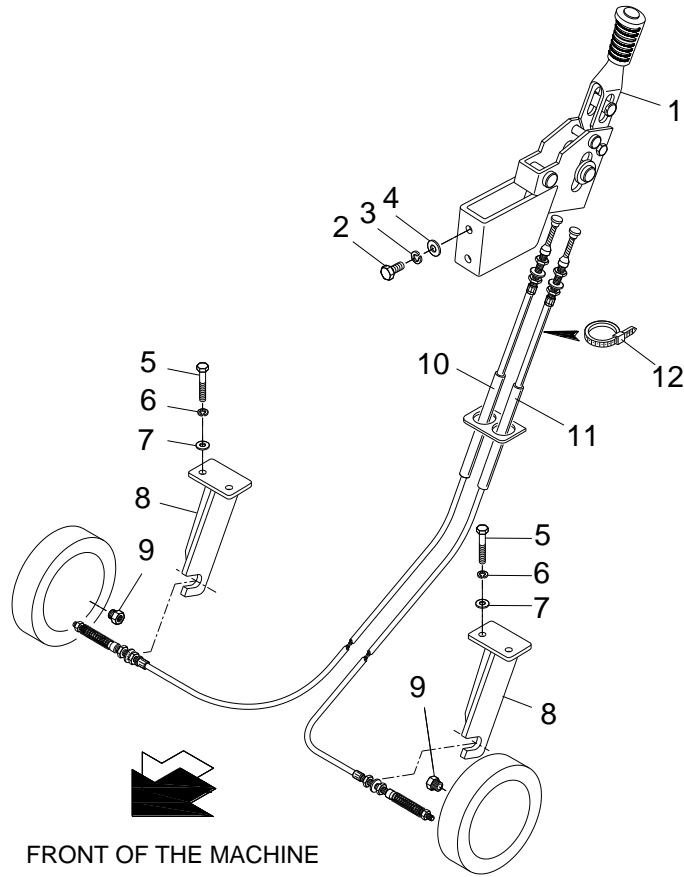


序号 Item	代号 Part No.	名称 Description	数量 Qty	备注或适用车型 Remarks Or Serial No.
1	G005783-008030-00	螺栓 M8×30 Bolt M8x30	3	
2	G000093-000008-00	垫圈 8 Washer 8	3	
3	G0097P1-000008-00	垫圈 8 Washer 8	3	
4	G006170-000008-00	螺母 M8 Nut M8	3	

图 4-3 手制动操纵总成

Fig.4-3 Hand brake control assy

1.3t~2.0t

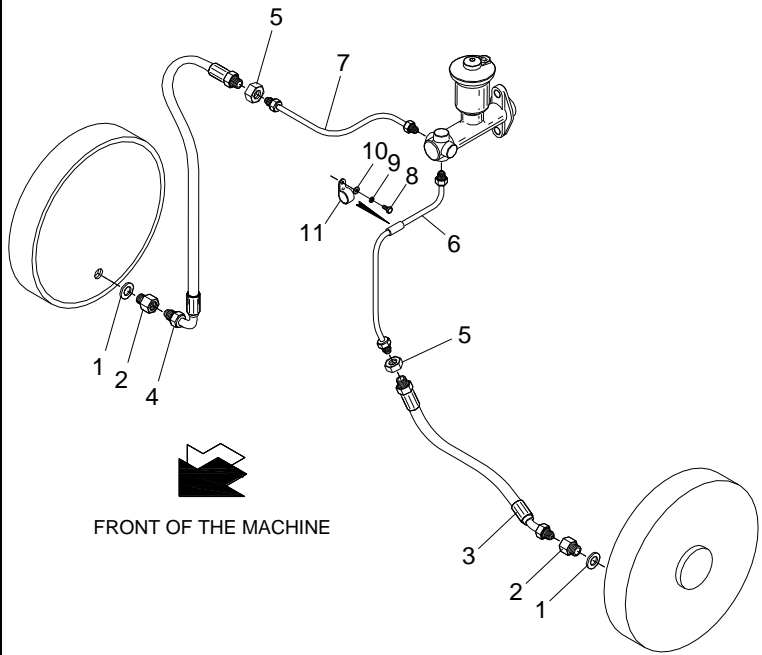


序号 Item	代号 Part No.	名称 Description	数量 Qty	备注或适用车型 Remarks Or Serial No.
1	AS161-534000-001	手制动器 Handbrake	1	
2	G005783-008020-00	螺栓 M8x20 Bolt M8x20	2	
3	G000093-000008-00	垫圈 8 Washer 8	2	
4	G0097P1-000008-00	垫圈 8 Washer 8	2	
5	G005783-008045-00	螺栓 M8x45 Bolt M8x45	4	
6	G000093-000008-00	垫圈 8 Washer 8	4	
7	G0097P1-000008-00	垫圈 8 Washer 8	4	
8	JS160-531000-000	拉线支架 Bracket	2	Ⓐ
9	02d-G00	放气螺栓 Bolt	2	
10	AS161-533000-000	右制动拉线 R.H. brake cable	1	
11	AS161-532000-000	左制动拉线 L.H. brake cable	1	
12	PKD-150-G00	捆线带 Clamp	1	

图 4-4 制动油管总成
Fig.4-4 Brake circuit

1.3t~2.0t

序号 Item	代号 Part No.	名称 Description	数量 Qty	备注或适用车型 Remarks Or Serial No.
1	J000982-000010-00	垫圈 10 Washer 10	2	
2	JS160-540003-000	过渡接头 Connection	2	
3	JS160-541000-000	左软管总成 Hose	1	
4	JS160-544000-000	右软管总成 Hose	1	
5	G006173-000016-01	螺母 M16×1.5 Nut M16×1.5	2	
6	JS160-542000-000	左邦迪管 Tube	1	
7	JS160-543000-000	右邦迪管 Tube	1	
8	G005783-008016-00	螺栓 M8×16 Bolt M8×16	1	
9	G000093-000008-00	垫圈 8 Washer 8	1	
10	G0097P1-000008-00	垫圈 8 Washer 8	1	
11	JS160-540002-000	管夹 Clip	1	



第五部分 液压系统
Part V Hydraulic system

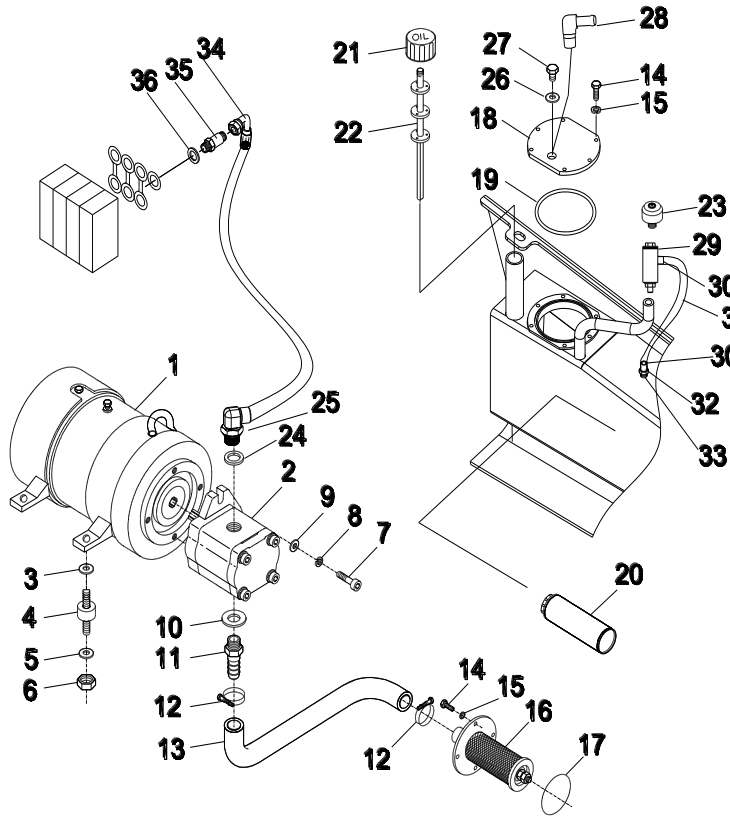
① CPDS13/15/16/18/20-AZ6-ES

序号 Item	名称 Description	适用车型 Serial No.	页码 Page
图 5-1 Fig.5-1	油泵装置 Principal circuit	1.3t~2.0t	5-1
图 5-2 Fig.5-2	下降锁止 Drop the lock	1.3t~2.0t	5-4
图 5-3 Fig.5-3	倾斜油缸管路 Tilting circuit	1.3t~2.0t	5-6
图 5-4 Fig.5-4	多路阀操纵 Multi-way valve control	1.3t~2.0t	5-7
图 5-5 Fig.5-5	多路阀 Multi-way valve	1.3t~2.0t	5-11
图 5-6 Fig.5-6	二联多路阀 Two multi-way valve	1.3t~2.0t	5-12
图 5-7 Fig.5-7	三联多路阀 Three multi-way valve	1.3t~2.0t	5-16
图 5-8 Fig.5-8	四联多路阀 Four multi-way valve	1.3t~2.0t	5-20

图 5-1 油泵装置

Fig.5-1 Principal circuit

1.3t~2.0t

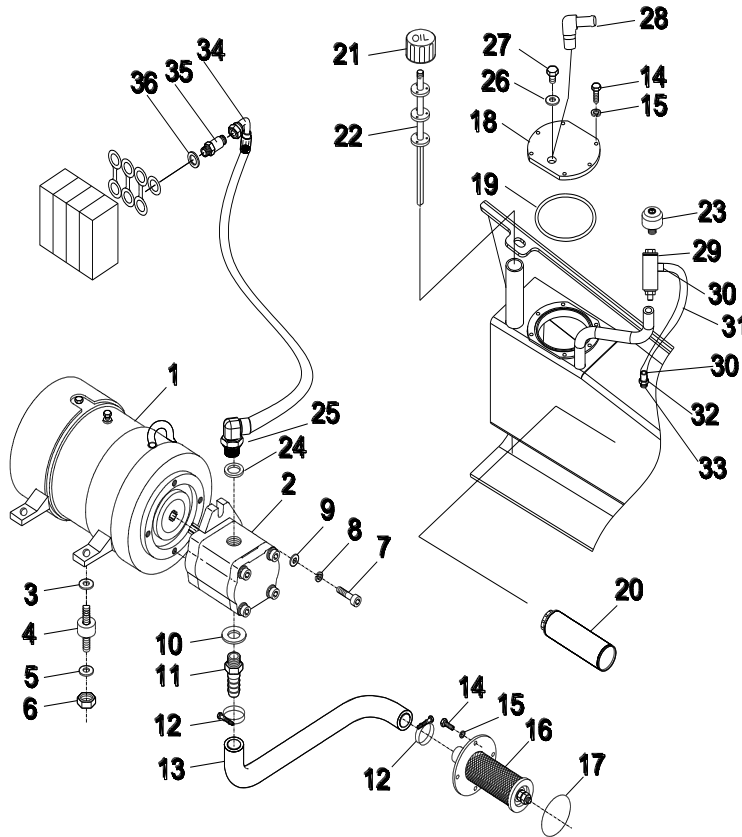


序号 Item	代号 Part No.	名称 Description	数量 Qty	备注或适用车型 Remarks Or Serial No.
1	AS161-630100-G00	油泵电机 Pump motor	1	
1	AS161-630200-G00	油泵电机 Pump motor	1	CPDS13/15/16/18/20-AC4 /MD2/AC6 车型用
1	AS161-630300-G00	油泵电机 Pump motor	1	
2	JP300-622000-000	齿轮泵 Pump	1	
3	G000096-000012-00	垫圈 12 Washer 12	4	
4	JD120-600100-000	双螺柱减震垫 Cushion blocking	4	
5	G0097P1-000012-00	垫圈 12 Washer 12	4	
6	GT889P2-000012-00	螺母 M12×1.25 Nut M12×1.25	4	
7	G000070-010030-00	螺钉 M10×30 Screw M10×30	2	
8	G000093-000010-00	垫圈 10 Washer 10	2	
9	G0097P1-000010-00	垫圈 10 Washer 10	2	
10	J000982-000024-00	垫圈 24 Washer 24	1	
11	AS161-630001-000	直通管接头 Connection	1	
12	Q672-35-G00	双钢丝式环箍 35 Clamp 35	2	
13	AS161-600001-001	吸油管 Hose	1	

图 5-1 油泵装置

Fig.5-1 Principal circuit

1.3t~2.0t

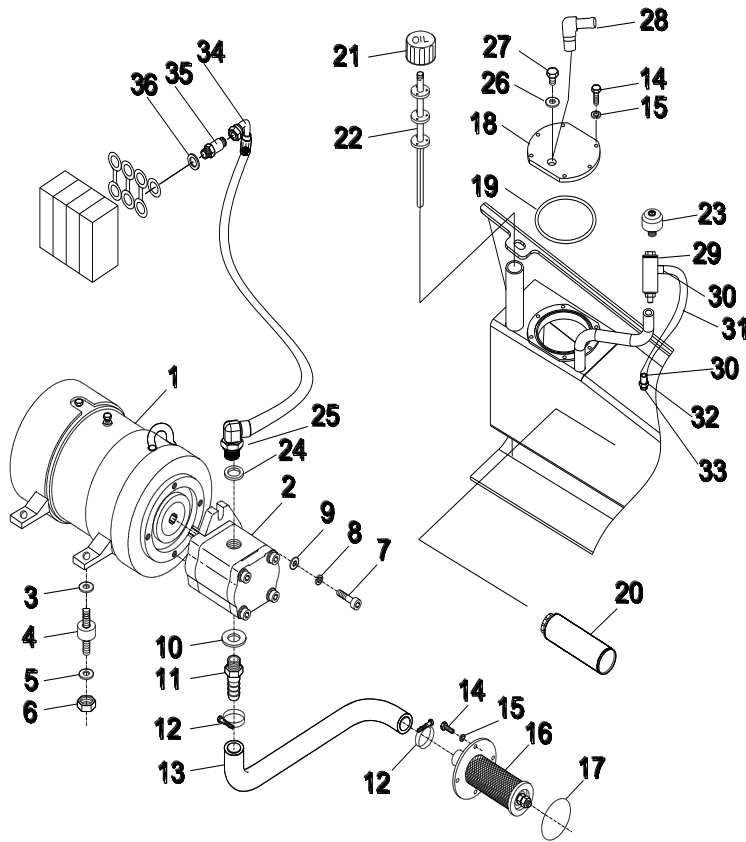


序号 Item	代号 Part No.	名称 Description	数量 Qty	备注或适用车型 Remarks Or Serial No.
14	G005783-006016-00	螺栓 M6×16 Bolt M6×16	40	
15	G000093-000006-00	垫圈 6 Washer 6	40	
16	JS160-640000-000	滤油器总成 Strainer assy	1	
17	JS160-600004-G00	O 形密封圈 70×3.5 O-Ring 70×3.5	1	
18	AS161-600003-000	盖板 Oil tank cover	1	
19	G001235-010003P1-00	O 形密封圈 100×3.1 O Ring 100×3.1	1	
20	JP300-616000-000	回油滤清器 Strainer	1	
21	AS161-600007-000	盖 Filling plug	1	
22	AS161-602000-000	油尺 Oil lever	1	
23	30DH-640000-000	空气呼吸过滤器 Air breather	1	
24	J000982-000022-00	垫圈 22 Washer 22	1	
25	AS161-630100-000	90° 接头 90° Connection	1	
26	J000982-000012-00	垫圈 12 Washer 12	1	二级全自由门架 DUPLEX MAST
27	J001000-0121P5-00	螺塞 M12×1.5 Plug screw	1	二级全自由门架 DUPLEX MAST
28	N15M300-700010-000	接头 Connect	1	二级门架 三级门架 SIMPLEX MAST TRIPLEX MAST

图 5-1 油泵装置

Fig.5-1 Principal circuit

1.3t~2.0t

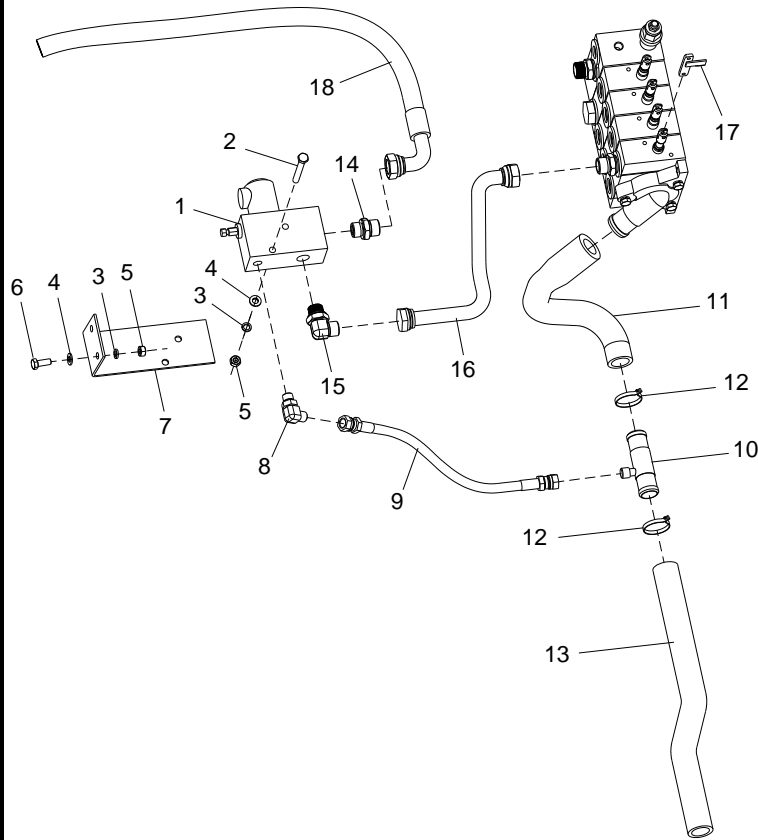


序号 Item	代号 Part No.	名称 Description	数量 Qty	备注或适用车型 Remarks Or Serial No.
29	AS161-601000-000	挡油管 Oil pipe	1	
30	Q672-24-G00	双钢丝式环箍 24 Hoop 24	2	
31	AS161-600008-000	低压胶管 Low pressure hose	1	
32	JR140-640003-800	直通管接头 Pipe joint	1	
33	J000982-000012-00	垫圈 12 Washer 12	1	
34	JS160-650200-000	胶管总成 Hose	1	
35	30DH-600001	直通管接头 Connection	1	
36	G001235-002402P4-00	O形密封圈 24x2.4 O-Ring 24x2.4	1	

图 5-2 下降锁止

Fig.5-2 Drop the lock

1.3t~2.0t



序号 Item	代号 Part No.	名称 Description	数量 Qty	备注或适用车型 Remarks Or Serial No.
1	JS160-671000-G00	电控提升集成块 HC01 Valve HC01	1	
2	G005783-008065-00	螺栓 M8×65 Bolt	2	
3	G000093-000008-00	垫圈 8 Washer	4	
4	G0097P1-000008-00	垫圈 8 Washer	4	
5	G006170-000008-00	螺母 M8 Nut	4	
6	G005783-008025-00	螺栓 M8×25 Bolt	2	
7	JS160-670004-800	支架 Bracket	1	
8	N163-620800-000	90° 管接头 90° Connector	1	
9	JS160-670005-800	胶管总成 Hose	1	
10	JS160-670200-800	回油接管 Return Hose	1	
11	JS160-670006-800	回油管 1 Return Hose 1	1	
12	Q672-35-G00	双钢丝环箍 35 Clamp	2	
13	2ME3161-600002-000	回油管 Return Hose	1	
14	JS160-611400-000	管接头 Connector	1	
15	JS160-670400-800	90° 管接头 90° Connector	1	

图 5-3 倾斜油缸管路
Fig.5-3 Tilting circuit

1.3t~2.0t

序号 Item	代号 Part No.	名称 Description	数量 Qty	备注或适用车型 Remarks Or Serial No.
1	JS160-660500-000	直通管接头 Connection	2	
2	JISB2401-P11-G00	O形密封圈 P11 O-Ring P11	4	
3	N163-620800-000	90° 管接头 Connection	2	
4	JS160-660100-000	胶管总成 Hose	1	
5	JS160-660400-000	胶管总成 Hose	1	
6	G005783-006020-00	螺栓 M6×20 Bolt M6×20	2	
7	G000093-000006-00	垫圈 6 Washer 6	2	
8	G0097P1-000006-00	垫圈 6 Washer 6	2	
9	JS160-660002-000	压板 Flange	1	
10	N163-620002-000	固定块 Damper	1	
11	JS160-661000-000	硬管总成 Hydraulic tube	1	
12	JS160-662000-000	硬管总成 Hydraulic tube	1	
13	JS160-660200-000	胶管总成 Hose	1	
14	JS160-660300-000	胶管总成 Hose	1	

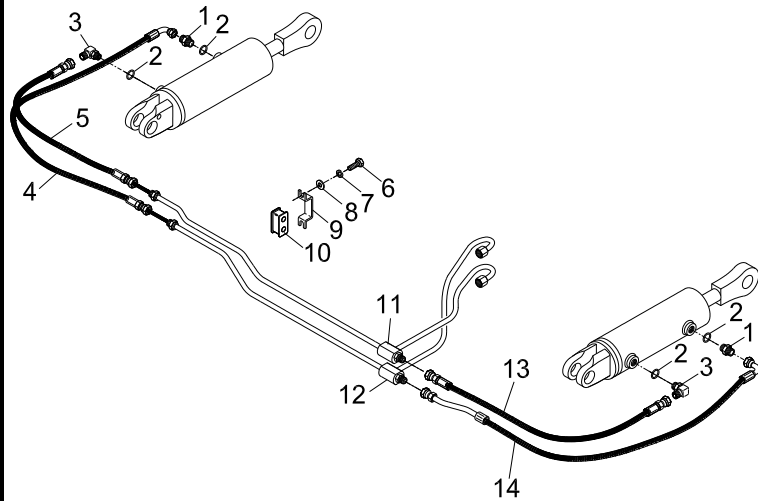
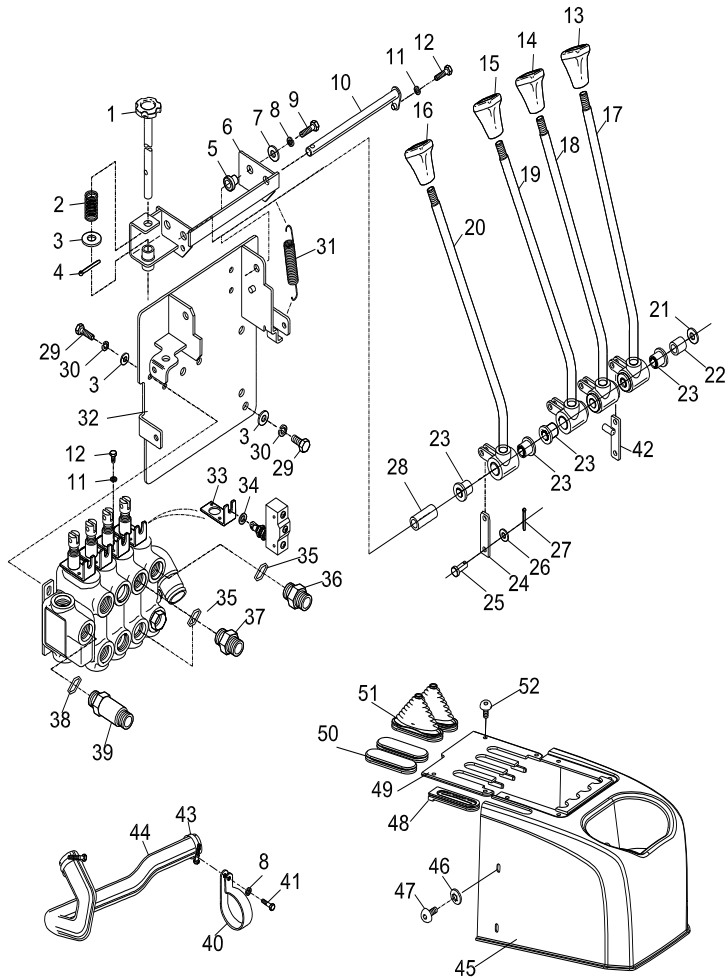


图 5-4 多路阀操纵

Fig.5-4 Multi-way valve control

1.3t~2.0t

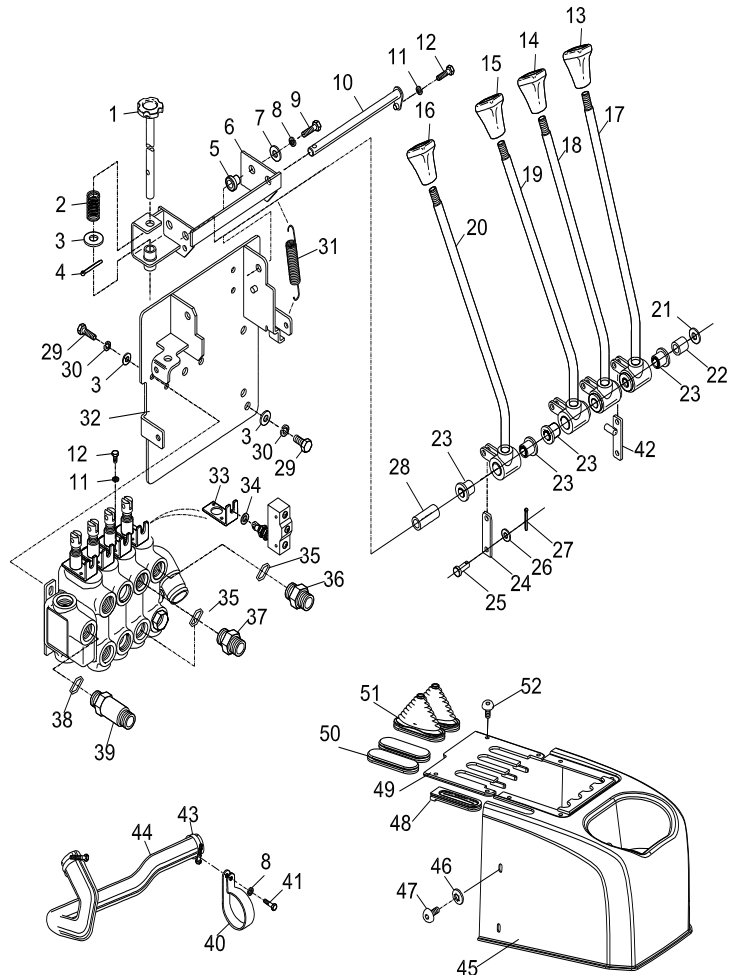


序号 Item	代号 Part No.	名称 Description	数量 Qty	备注或适用车型 Remarks Or Serial No.
1	JS160-617000-000	把手 Lever	1	
2	JS160-610004-000	压簧 Spring	1	
3	G0097P1-000010-00	垫圈 10 Washer 10	7	
4	G000091-2P5016-00	销 2.5×16 Pin 2.5×16	1	
5	JS160-610011-000	套 Spacer	2	
6	JS160-618000-000	调节支架 Bracket	1	
7	G0097P1-000008-00	垫圈 8 Washer 8	2	
8	G000093-000008-00	垫圈 8 Washer 8	3	
9	G005786-008025-02	螺栓 M8×1×25 Bolt M8×1×25	2	
10	JS160-610100-000	销轴 Pin	1	
11	G000093-000006-00	垫圈 6 Washer 6	5	数量 三联 7, 四联 9 (Qty)3 spool 7 4 spool 9
12	G005783-006012-00	螺栓 M6×12 Blot M6×12	5	数量 三联 7, 四联 9 (Qty)3 spool 7 4 spool 9
13	JH150-630001-G00	升降手柄组件 Handle	1	
14	JH150-630002-G00	倾斜手柄组件 Handle	1	
15	JH150-630003-G00	侧移手柄组件 Handle	1	三联阀用 Only for 3 spool valve

图 5-4 多路阀操纵

Fig.5-4 Multi-way valve control

1.3t~2.0t

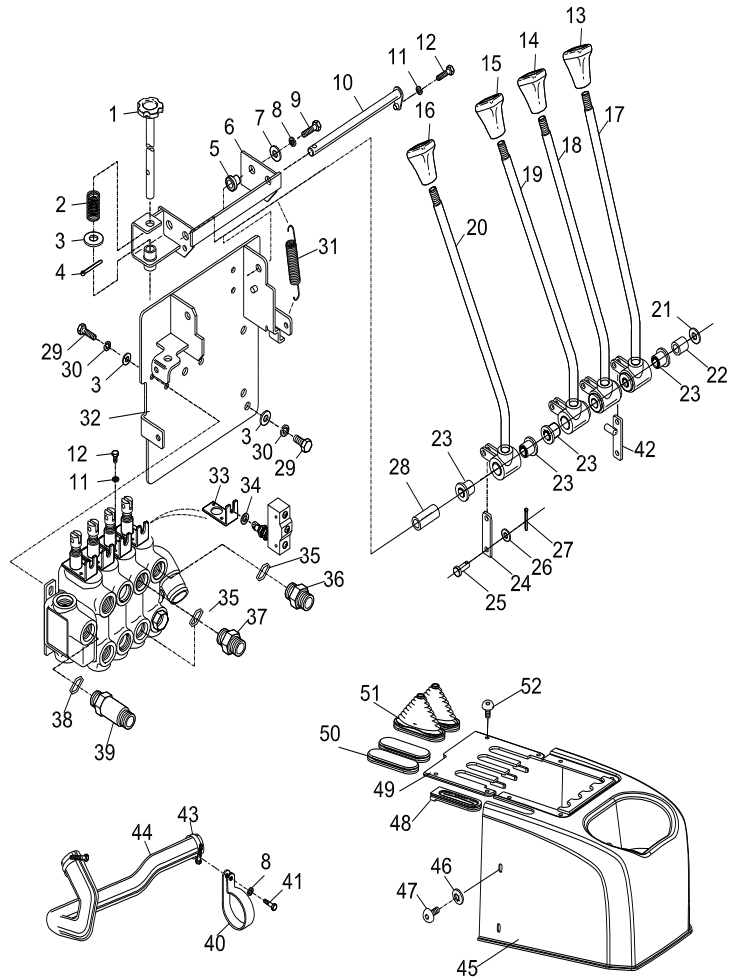


序号 Item	代号 Part No.	名称 Description	数量 Qty	备注或适用车型 Remarks Or Serial No.
16	JH150-630004-G00	空白手柄组件 Handle	1	四联阀用 Only for 4 spool valve
17	JS160-613000-000	起升手柄 Lifting lever	1	
18	JS160-614000-000	倾斜手柄 Lifting lever	1	
19	JS160-615000-000	属具手柄 I Lever I	1	三联阀用 Only for 3 spool valve
20	JS160-616000-000	属具手柄 II Lever II	1	四联阀用 Only for 4 spool valv
21	JS160-610010-000	调整垫 Washer	1	
22	JS160-610008-000	隔套 Spacer	1	
23	N163-612001-000	衬套 Bushing	4	数量 三联 6,四联 8 (Qty) 3 spool 6 4 spool 8
24	JS160-610003-000	连接杆 II Rod II	1	数量 三联 2,四联 3 (Qty) 3 spool 2 4 spool 3
25	JS160-610013-000	销轴 Pin	4	数量 三联 6,四联 8 (Qty) 3 spool 6 4 spool 8
26	G0097P1-000005-00	垫圈 5 Washer 5	4	数量 三联 6,四联 8 (Qty) 3 spool 6 4 spool 8
27	G000091-1P6012-00	销 1.6×12 Pin 1.6×12	4	数量 三联 6,四联 8 (Qty) 3 spool 6 4 spool 8
28	JS160-610006-000	隔套 Spacer	1	二联阀 Only for 2 spool valve
28	JS160-610009-000	隔套 Spacer	1	三联阀用 Only for 3 spool valve
28	JS160-610012-000	隔套 Spacer	1	四联阀用 Only for 4 spool valve

图 5-4 多路阀操纵

Fig.5-4 Multi-way valve control

1.3t~2.0t

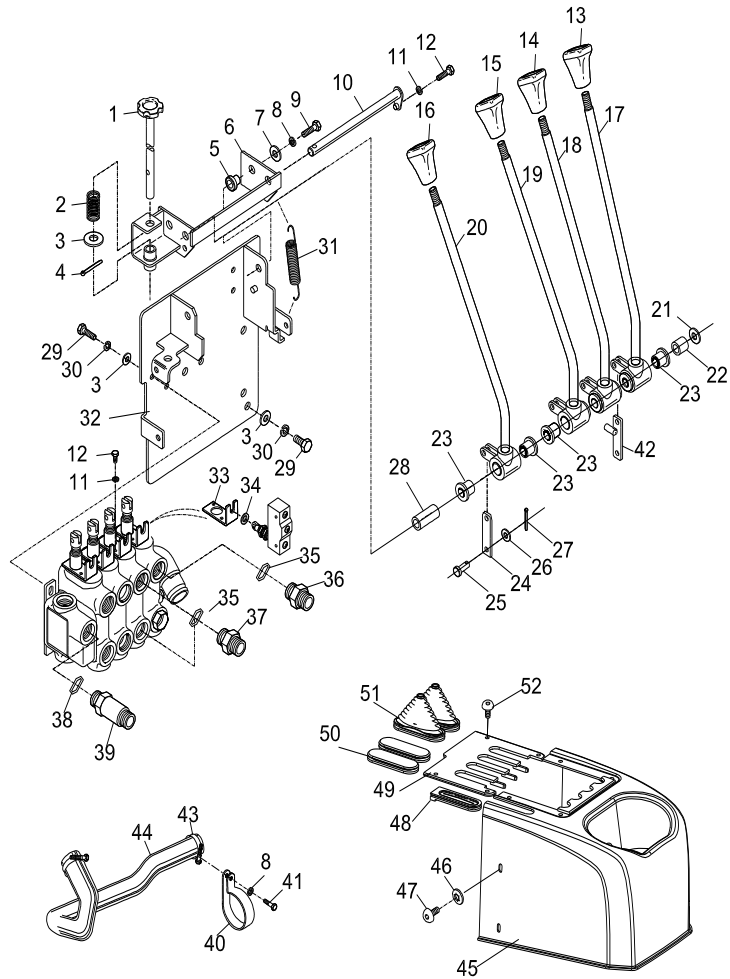


序号 Item	代号 Part No.	名称 Description	数量 Qty	备注或适用车型 Remarks Or Serial No.
29	G005786-010025-00	螺栓 M10×1.25×25 Bolt M10×1.25×25	3	
30	G000093-000010-00	垫圈 10 Washer 10	6	
31	JS160-610005-000	弹簧 Spring	1	
32	JS160-612000-000	支架 Bracket	1	
33	JS160-611001-000	开关支架 Bracket	2	数量 三联 3,四联 4 (Qty)3 spool 3 4 spool 4
34	G0861P1-000012-00	垫圈 12 Washer 12	3	数量 三联 4,四联 5 (Qty)3 spool 4 4 spool 5
35	G001235-002202P4-00	O 形密封圈 22×2.4 O-Ring 22×2.4	3	
36	JS160-611400-000	接头体 Connection	1	
37	N163-611800-000	接头体 Connection	2	
38	G001235-002402P4-00	O 形密封圈 24×2.4 O-Ring 24×2.4	1	
39	30DH-600001	直通管接头 Connection	1	
40	JS160-600003-000	管带 Clamp	1	
41	G005783-008016-00	螺栓 M8×16 Bolt M8×16	1	
42	JS160-619000-000	连接杆 I Rod I	1	
43	Q672-35-G00	双钢丝式抱箍 35 Clamp	2	不装电控提升集成块 HC01 Without Valve HC01

图 5-4 多路阀操纵

Fig.5-4 Multi-way valve control

1.3t~2.0t

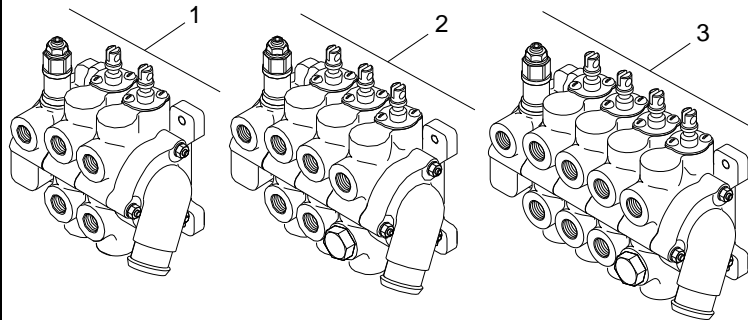


序号 Item	代号 Part No.	名称 Description	数量 Qty	备注或适用车型 Remarks Or Serial No.
44	AS161-600002-000	回油管 Return oil pipe	1	不装电控提升集成块 HC01 Without Valve HC01
45	AS161-620001-000	罩壳 Housing	1	
46	G000067-005010-00	螺钉 M5×10 Scraw M5×10	3	
47	G000093-000005-00	垫圈 5 Washer 5	3	
48	AS161-600005-000	护套 Bellows	1	
49	AS161-620002-000	罩板 Cover	1	
50	AS161-600006-000	护套 Bellows	2	(Qty)3 spool 1 4 spool 0
51	AS161-600004-000	护套 Bellows	2	(Qty)3 spool 3 4 spool 4
52	AS161-620100-W00	扣件 Fastener	4	

图 5-5 多路阀

Fig.5-5 Multi-way valve

1.3t~2.0t



序号 Item	代号 Part No.	名称 Description	数量 Qty	备注或适用车型 Remarks Or Serial No.
1	JS160-611100-000	二联多路阀 Two multi-way valve	1	见图 5-9 See Fig. 5-9
2	JS160-611200-000	三联多路阀 Three multi-way valve	1	见图 5-10 See Fig. 5-10
3	JS160-611300-000	四联多路阀 Four multi-way valve	1	见图 5-11 See Fig. 5-11

图 5-6 二联多路阀
 Fig.5-6 Two multi-way valve

1.3t~2.0t

A1

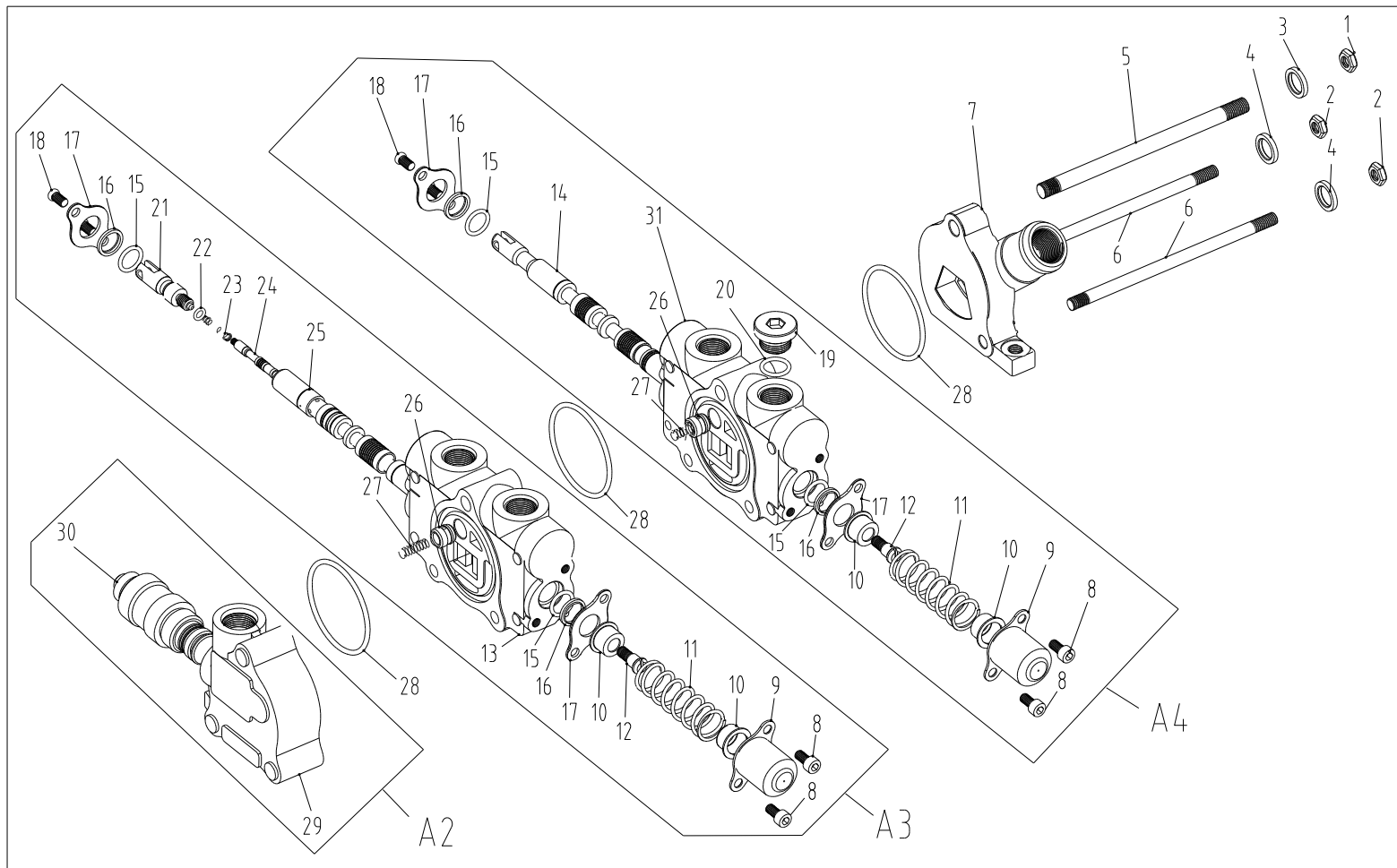


图 5-6 二联多路阀
Fig.5-6 Two multi-way valve

1.3t~2.0t

序号 Item	代号 Part No.	名称 Description	数量 Qty	备注或适用车型 Remarks Or Serial No.
A1	JS160-611100-000	二联多路阀 Two multi-way valve	1	Factory Part No. CDB2-F15DF-02
A2	CDB2-F15DF-1.10	进油阀体总成 Into the oil body assy	1	
A3	CDB2-F15DF-3.10	倾斜自锁阀体总成 Self-locking valve assy	1	
A4	CDB2-F15DF-4.10	升降阀体总成 Lift Valve assy	1	
1	GB6176-86	螺母 M10×1.25 Nut M10×1.25	1	
2	GB6176-86	螺母 M8 Nut M8	2	
3	GB93-87	垫圈 10 Washer 10	1	
4	GB93-87	垫圈 8 Washer 8	2	
5	CDB2-F15-7.00	螺栓 M10×1.25x124 Bolt M10×1.25x124	1	
6	CDB2-F15-6.00	螺栓 M8x1.25x124 Bolt M8x1.25x124	2	
7	CDB2-F15DF-5.00	回油阀片 Valve pieces,returning oil	1	
8	GB70-85	内六角螺钉 M6×12 Soket head cap screw	4	
9	CDB2-F15-2.09	罩壳 shuck	2	
10	CDB2-F15-2.06	弹簧座 Spring seat	4	
11	CDB2-F15-2.08	复位弹簧 Restoring spring	2	

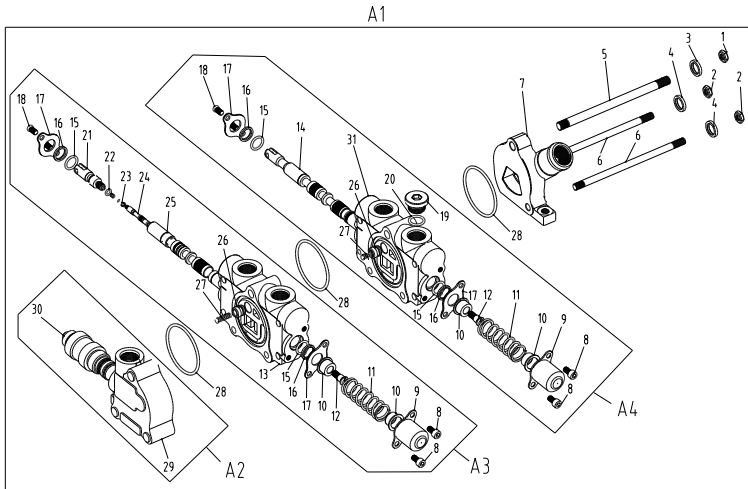


图 5-6 二联多路阀
Fig.5-6 Two multi-way valve

1.3t~2.0t

	序号 Item	代号 Part No.	名称 Description	数量 Qty	备注或适用车型 Remarks Or Serial No.
	12	CDB2-F15-2.07	提升轴堵 Ascension shaft plug	2	
	13	CDB2-F15DF-2.00	换向阀体 Reversing valve body	1	
	14	CDB2-F15DF-4.10-01	DF 提升阀杆 DF ascension valve stem	1	
	15	GB1235-76	O 型圈 19x2.4 O-ring 19x2.4	4	
	16	CDB2-F15-2.04	防尘圈 Dust ring	4	
	17	CDB2-F15-2.03	垫片 washer	4	
	18	GB65-85	十字螺钉 M6x10 Cross head screw	4	
	19	CDB2-F15DF-2.11	提升联螺堵 Ascension shaft plug	1	
	20	GB1235-76	O 型圈 22x2.4 O-ring 22x2.4	1	
	21	CDB2-F15DF-3.10-01	DF 型支耳 DF journal stirrup	1	
	22	GB1235-76	O 型圈 9x1.9 O-ring 9x1.9	1	
	23	CDB2-F15-3.03	自锁阀芯弹簧 $\Phi 0.6$ Locking valve heart spring	1	
	24	CDB2-F15-3.02	前倾自锁阀芯 Forerake self-lock valve spool	1	
	25	CDB2-F15DF-3.10-02	DF 自锁阀杆 DF lock valve stem	1	
	26	CDB2-F15-2.02	单向阀 One-way valve	2	

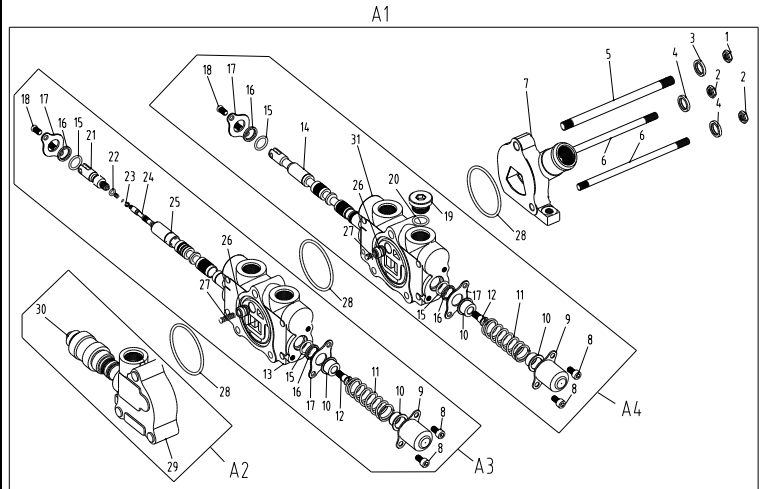


图 5-6 二联多路阀
Fig.5-6 Two multi-way valve

1.3t~2.0t

序号 Item	代号 Part No.	名称 Description	数量 Qty	备注或适用车型 Remarks Or Serial No.
27	CDB2-F15DF-2.01	单向阀弹簧 Φ0.4 One-way valve spring	2	
28	GB1235-76	O 型圈 65×3.1 O-ring 65×3.1	3	
29	CDB2-F15DF-1.10-01	进油阀体 Into the oil body	1	
30	CDB2-F15-1.01	溢流阀总成 Spill valve assy	1	
31	CDB2-F15DF-4.10-02	双面密封阀体 Double seal valve	1	
K1	JS160-611100-000-kit	修理包 Repair kits	1	包括 INC: 11,15,16,20,22,23,27,28

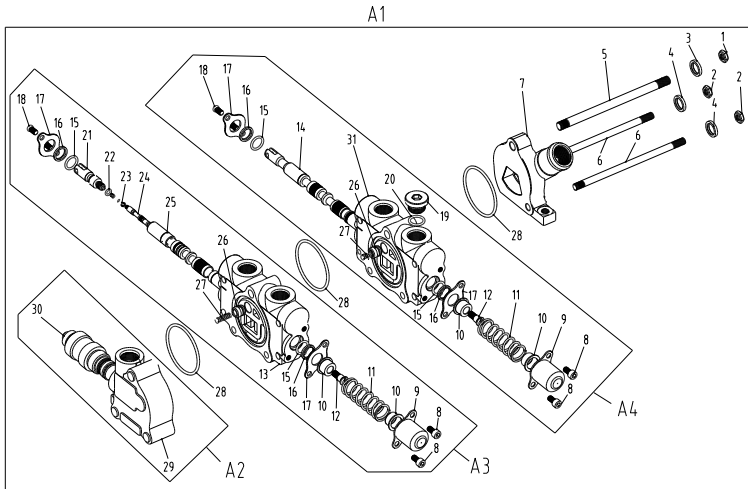


图 5-7 三联多路阀
Fig.5-7 Three multi-way valve

1.3t~2.0t

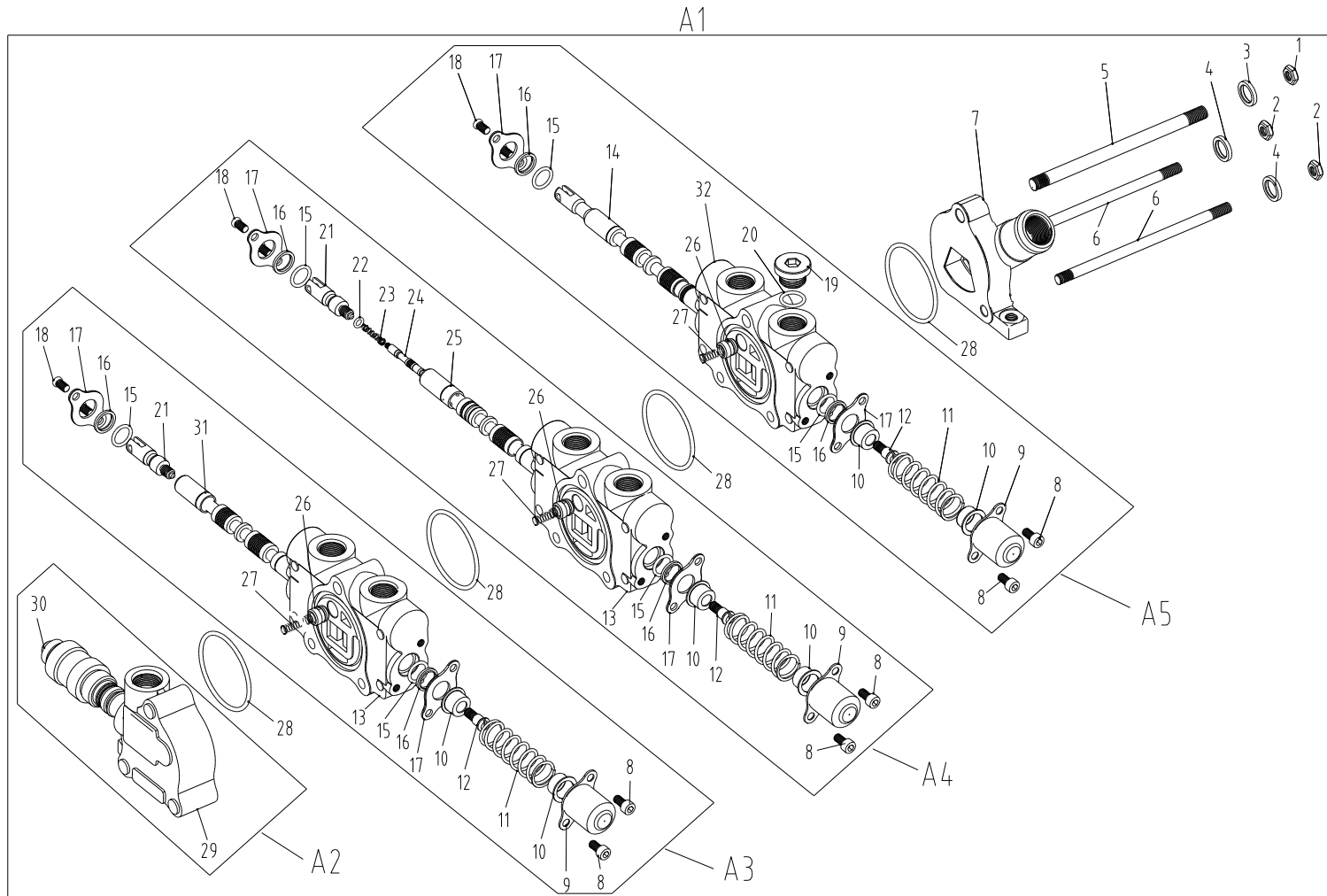


图 5-7 三联多路阀
Fig.5-7 Three multi-way valve

1.3t~2.0t

序号 Item	代号 Part No.	名称 Description	数量 Qty	备注或适用车型 Remarks Or Serial No.
A1	JS160-611200-000	三联多路阀 Three multi-way valve	1	Factory Part No. CDB2-F15DF-03
A2	CDB2-F15DF-1.10	进油阀体总成 Into the oil body assy	1	
A3	CDB2-F15DF-2.10	属具阀体总成 Attachment valve assy	1	
A4	CDB2-F15DF-3.10	倾斜自锁阀体总成 Self-locking valve assy	1	
A5	CDB2-F15DF-4.10	升降阀体总成 Lift Valve assy	1	
1	GB6176-86	螺母 M10×1.25 Nut M10×1.25	1	
2	GB6176-86	螺母 M8 Nut M8	2	
3	GB93-87	垫圈 10 Washer 10	1	
4	GB93-87	垫圈 8 Washer 8	2	
5	CDB2-F15-7.10	螺栓 M10×1.25×162 Bolt M10×1.25×162	1	
6	CDB2-F15-6.10	螺栓 M8×1.25×162 Bolt M8×1.25×162	2	
7	CDB2-F15DF-5.00	回油阀片 Valve pieces,returning oil	1	
8	GB70-85	内六角螺钉 M6×12 Soket head cap screw	6	
9	CDB2-F15-2.09	罩壳 shuck	3	
10	CDB2-F15-2.06	弹簧座 Spring seat	6	

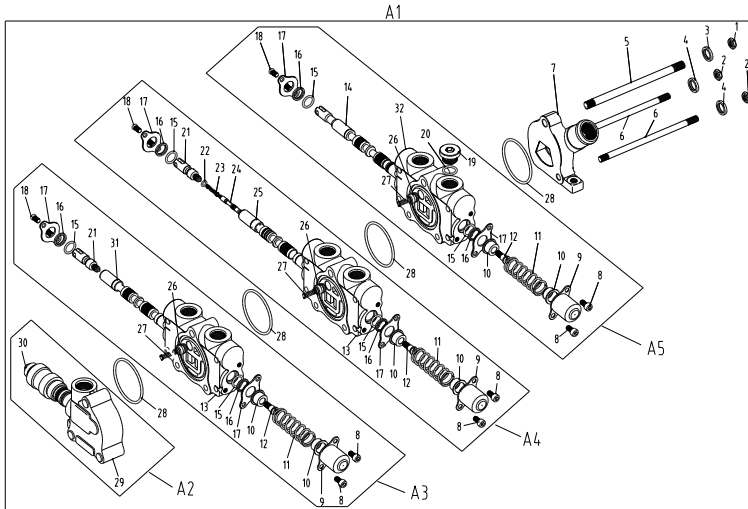


图 5-7 三联多路阀
Fig.5-7 Three multi-way valve

1.3t~2.0t

序号 Item	代号 Part No.	名称 Description	数量 Qty	备注或适用车型 Remarks Or Serial No.
11	CDB2-F15-2.08	复位弹簧 Restoring spring	3	
12	CDB2-F15-2.07	提升轴堵 Ascension shaft plug	3	
13	CDB2-F15DF-2.00	换向阀体 Reversing valve body	2	
14	CDB2-F15DF-4.10-01	DF 提升阀杆 DF ascension valve stem	1	
15	GB1235-76	O 型圈 19x2.4 O-ring 19x2.4	6	
16	CDB2-F15-2.04	防尘圈 Dust ring	6	
17	CDB2-F15-2.03	垫片 washer	6	
18	GB65-85	十字螺钉 M6x10 Cross head screw	6	
19	CDB2-F15DF-2.11	提升联螺堵 Ascension shaft plug	1	
20	GB1235-76	O 型圈 22x2.4 O-ring 22x2.4	1	
21	CDB2-F15DF-3.10-01	DF 型支耳 DF journal stirrup	2	
22	GB1235-76	O 型圈 9x1.9 O-ring 9x1.9	1	
23	CDB2-F15-3.03	自锁阀芯弹簧 $\Phi 0.6$ Locking valve heart spring	1	
24	CDB2-F15-3.02	前倾自锁阀芯 Forerake self-lock valve spool	1	
25	CDB2-F15DF-3.10-02	DF 自锁阀杆 DF lock valve stem	1	

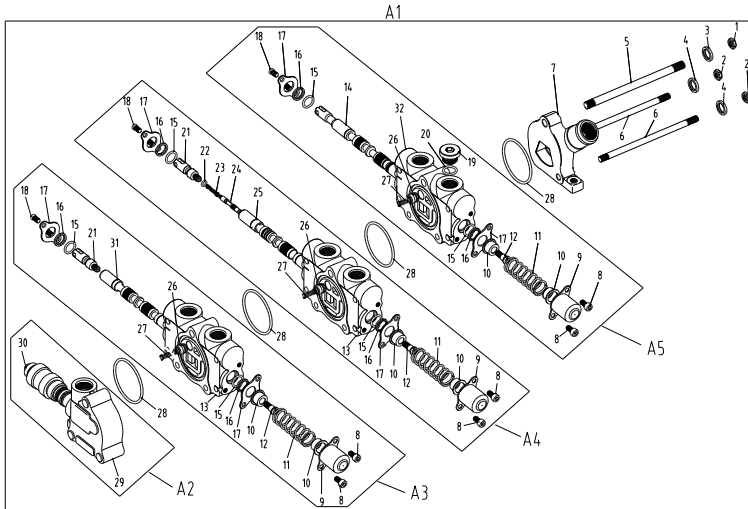


图 5-7 三联多路阀
Fig.5-7 Three multi-way valve

1.3t~2.0t

序号 Item	代号 Part No.	名称 Description	数量 Qty	备注或适用车型 Remarks Or Serial No.
26	CDB2-F15-2.02	单向阀 One-way valve	3	
27	CDB2-F15DF-2.01	单向阀弹簧 Φ0.4 One-way valve spring	3	
28	GB1235-76	O 型圈 65×3.1 O-ring 65×3.1	4	
29	CDB2-F15DF-1.10-01	进油阀体 Into the oil body	1	
30	CDB2-F15-1.01	溢流阀总成 Spill valve assy	1	
31	CDB2-F15DF-2.10-01	侧移阀杆 Side way valve stem	1	
32	CDB2-F15DF-4.10-02	双面密封阀体 Double seal valve	1	
K1	JS160-611200-000-kit	修理包 Repair kits	1	包括 INC: 11,15,16,20,22,23,27,28

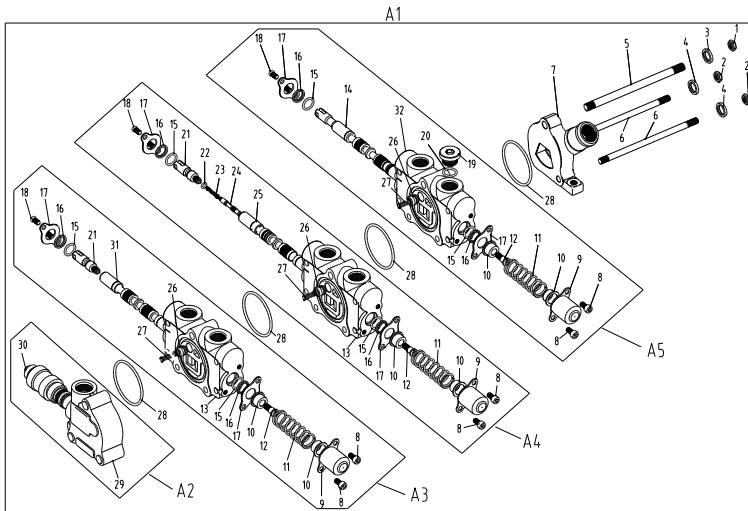


图 5-8 四联多路阀
Fig.5-8 Four multi-way valve

1.3t~2.0t

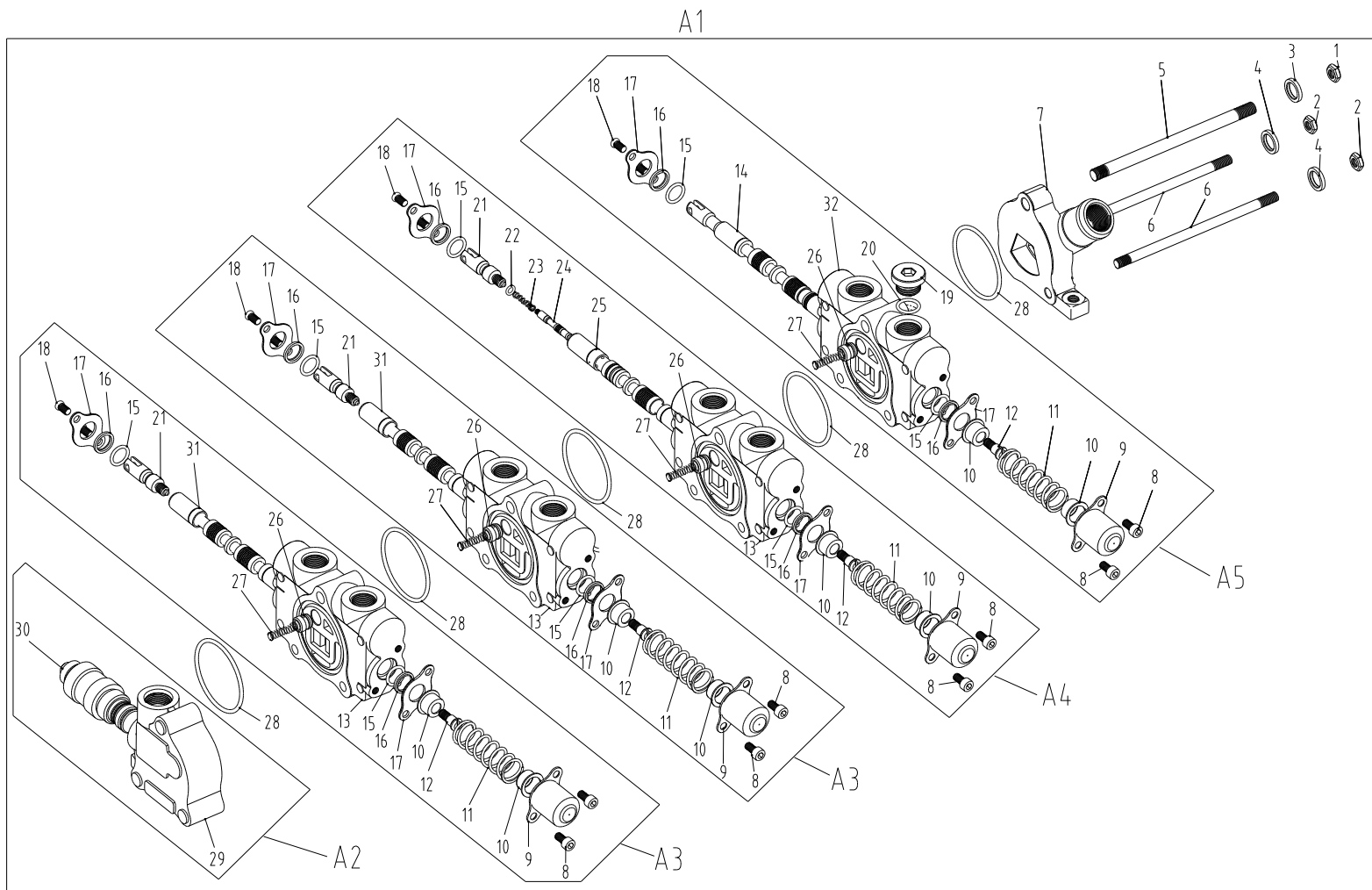


图 5-8 四联多路阀
Fig.5-8 Four multi-way valve

1.3t~2.0t

序号 Item	代号 Part No.	名称 Description	数量 Qty	备注或适用车型 Remarks Or Serial No.
A1	JS160-611300-000	四联多路阀 Four multi-way valve	1	Factory Part No. CDB2-F15DF-04
A2	CDB2-F15DF-1.10	进油阀体总成 Into the oil body assy	1	
A3	CDB2-F15DF-2.10	属具阀体总成 Attachment valve assy	2	
A4	CDB2-F15DF-3.10	倾斜自锁阀体总成 Self-locking valve assy	1	
A5	CDB2-F15DF-4.10	升降阀体总成 Lift Valve assy	1	
1	GB6176-86	螺母 M10×1.25 Nut M10×1.25	1	
2	GB6176-86	螺母 M8 Nut M8	2	
3	GB93-87	垫圈 10 Washer 10	1	
4	GB93-87	垫圈 8 Washer 8	2	
5	CDB2-F15-7.20	螺栓 M10×1.25x200 Bolt M10×1.25x200	1	
6	CDB2-F15-6.20	螺栓 M8x1.25x200 Bolt M8x1.25x200	2	
7	CDB2-F15DF-5.00	回油阀片 Valve pieces,returning oil	1	
8	GB70-85	内六角螺钉 M6x12 Soket head cap screw	8	
9	CDB2-F15-2.09	罩壳 shuck	4	
10	CDB2-F15-2.06	弹簧座 Spring seat	8	

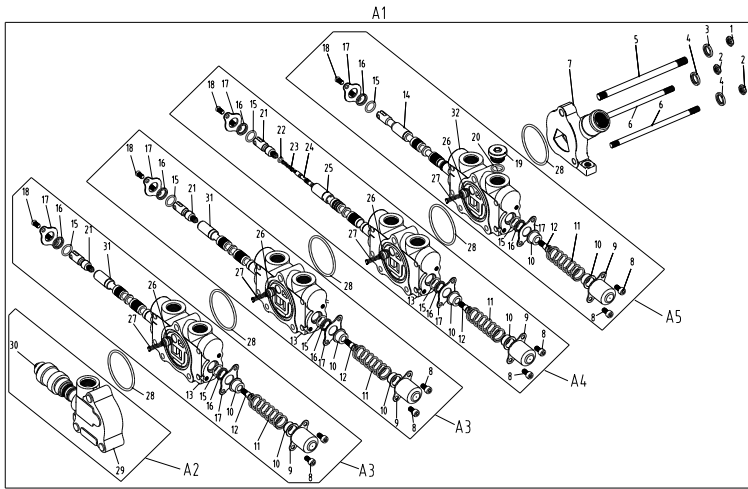


图 5-8 四联多路阀
Fig.5-8 Four multi-way valve

1.3t~2.0t

序号 Item	代号 Part No.	名称 Description	数量 Qty	备注或适用车型 Remarks Or Serial No.
11	CDB2-F15-2.08	复位弹簧 Restoring spring	4	
12	CDB2-F15-2.07	提升轴堵 Ascension shaft plug	4	
13	CDB2-F15DF-2.00	换向阀体 Reversing valve body	3	
14	CDB2-F15DF-4.10-01	DF 提升阀杆 DF ascension valve stem	1	
15	GB1235-76	O 型圈 19x2.4 O-ring 19x2.4	8	
16	CDB2-F15-2.04	防尘圈 Dust ring	8	
17	CDB2-F15-2.03	垫片 washer	8	
18	GB65-85	十字螺钉 M6x10 Cross head screw	8	
19	CDB2-F15DF-2.11	提升联螺堵 Ascension shaft plug	1	
20	GB1235-76	O 型圈 22x2.4 O-ring 22x2.4	1	
21	CDB2-F15DF-3.10-01	DF 型支耳 DF journal stirrup	3	
22	GB1235-76	O 型圈 9x1.9 O-ring 9x1.9	1	
23	CDB2-F15-3.03	自锁阀芯弹簧 $\Phi 0.6$ Locking valve heart	1	
24	CDB2-F15-3.02	前倾自锁阀芯 Forerake self-lock valve spool	1	
25	CDB2-F15DF-3.10-02	DF 自锁阀杆 DF lock valve stem	1	

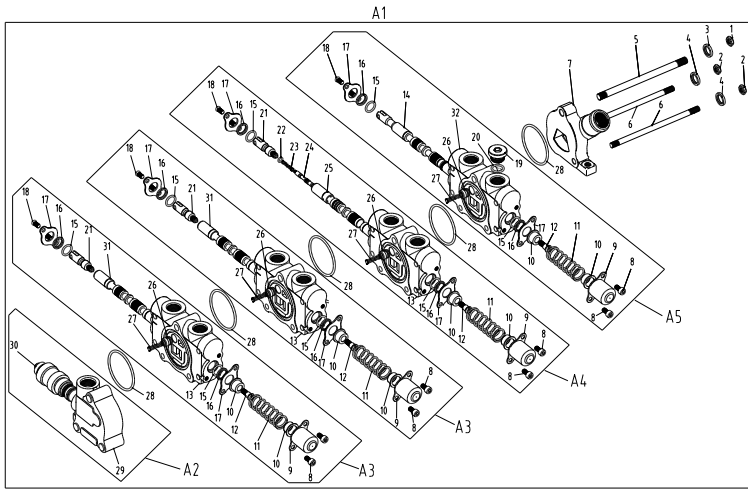
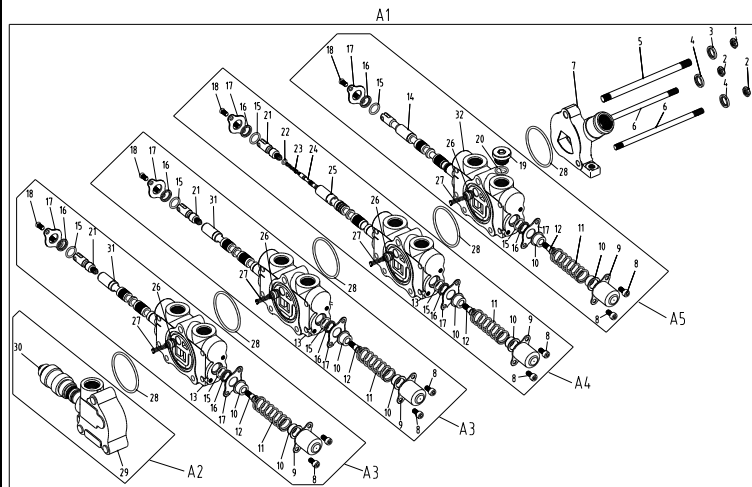


图 5-8 四联多路阀
Fig.5-8 Four multi-way valve

1.3t~2.0t



序号 Item	代号 Part No.	名称 Description	数量 Qty	备注或适用车型 Remarks Or Serial No.
26	CDB2-F15-2.02	单向阀 One-way valve	4	
27	CDB2-F15DF-2.01	单向阀弹簧 Φ0.4 One-way valve spring	4	
28	GB1235-76	O型圈 65×3.1 O-ring 65×3.1	5	
29	CDB2-F15DF-1.10-01	进油阀体 Into the oil body	1	
30	CDB2-F15-1.01	溢流阀总成 Spill valve assy	1	
31	CDB2-F15DF-2.10-01	侧移阀杆 Side way valve stem	2	
32	CDB2-F15DF-4.10-02	双面密封阀体 Double seal valve	1	
K1	JS160-611300-000-kit	修理包 Repair kits	1	包括 INC: 11,15,16,20,22,23,27,28

第六部分 电气系统
Part VI Electrical system

Ⓐ CPDS13/15/16/18/20-AZ6-ES

序号 Item	名称 Description	适用车型 Serial No.	页码 Page
图 6-1 Fig.6-1	电气元件 Electrical components	1.3t~2.0t	6-1
图 6-2 Fig.6-2	电气线路图 I Electrical circuit I	1.3t~2.0t	6-3
图 6-3 Fig.6-3	电气线路图 II Electrical circuit II	1.3t~2.0t	6-4
图 6-4 Fig.6-4	油泵电控总成 Pump controller	1.3t~2.0t	6-5
图 6-5 Fig.6-5	牵引电控总成 Traction controller	1.3t~2.0t	6-6
图 6-6 Fig.6-6	仪表盘总成 Instrument panel assy	1.3t~2.0t	6-7
图 6-7 Fig.6-7	蓄电池 Battery	1.3t~2.0t	6-8

图 6-1 电气元件
Fig.6-1 Electrical components

1.3t~2.0t

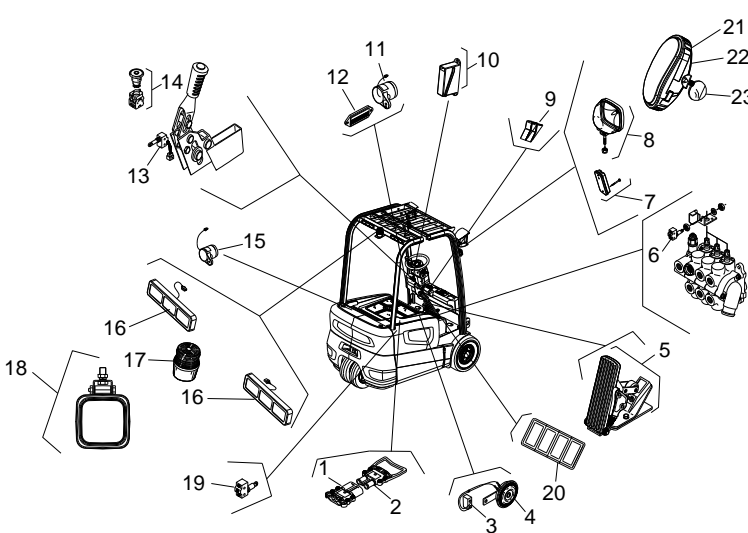
	序号 Item	代号 Part No.	名称 Description	数量 Qty	备注或适用车型 Remarks Or Serial No.
	1	15PHD-751000-G00	电源插座 Female connector	1	
	2	15PH-712100-G00	电源插头 Male connector	1	
	3	A-0507003-G00	喇叭滤波器 Filter for horn	1	
	4	R450-700200-000	电喇叭 Horn	1	
	5	JCTH-2S-1	加速器 Accelerator	1	
	6	TM1308-G00	微动开关 Inching switch	3	数量 三联 4, 四联 5 (Qty) 3 spoo 4 4 spool 5
	7	JS160-754100-002	前小灯 Side lamp	2	Ⓐ
	8	ME4251-753000-000	前大灯 Headlight	2	Ⓐ
	9	AHP352-700300-000	翘板开关 Switch	1	
	10	JP255-760000-000	保险丝总成 Fuse box	1	
	11	JS137-700010-900	蜂鸣器 Buzzer	1	
	12	JS137-700020-900	延时控制器 Delay controller	1	
	13	AP251-707000-000	手制动开关总成 Hand brake switch assy	1	Ⓐ
	14	JP301-700040-900	紧急开关 Emergency switch	1	Ⓐ
	15	JP255-700040-000	倒车蜂鸣器 24V Buzzer 24V	1	

图 6-1 电气元件

Fig.6-1 Electrical components

1.3t~2.0t

序号 Item	代号 Part No.	名称 Description	数量 Qty	备注或适用车型 Remarks Or Serial No.
16	JP255-706000-000	尾灯总成 Rear combination lamp	2	
17	AP251-700030-000	警灯 Flashing light	1	
18	ME4251-753000-000	后大灯 Rear lamp	1	选配 Option
19	JP150-701000-900	翘板开关 Switch	1	
20	DJ7061-6.3-10-G00	六线复合插头 Six wire compound plug	2	

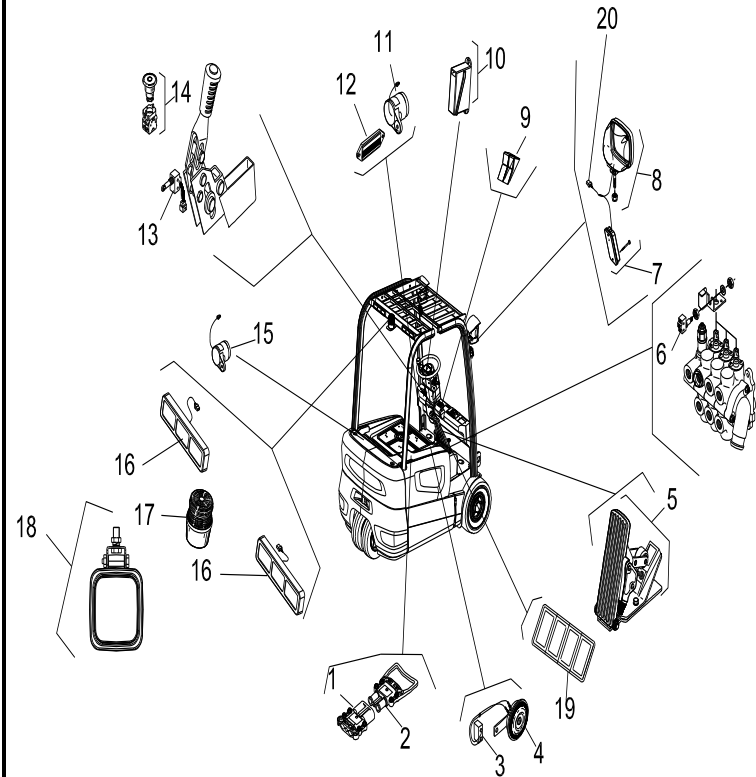


图 6-2 电气线路图 I

Fig.6-2 Electrical circuit I

1.3t~2.0t

序号 Item	代号 Part No.	名称 Description	数量 Qty	备注或适用车型 Remarks Or Serial No.
1	JP255-700010-000	DC-DC 转换器 DC-DC convert	1	Ⓐ
2	ASZE132-710000-000	车身线束 Wiring harness of body	1	1.3t~1.5t Ⓐ
2	ASZE162-710000-000	车身线束 Wiring harness of body	1	1.6t~1.8t Ⓐ
2	ASZE202-710000-000	车身线束 Wiring harness of body	1	2.0t Ⓐ
3	ASZE132-710000-000	牵引电机电缆 Traction motor cable	1	1.3t~1.5t Ⓐ
3	ASZE162-701000-000	牵引电机电缆 Traction motor cable	1	1.6t~1.8t Ⓐ
3	ASZE202-701000-000	牵引电机电缆 Traction motor cable	1	2.0t Ⓐ
4	AP151-770000-000	微动开关线束 Switch wire	1	1.3t~1.5t Ⓐ
4	JR140-771000-000	微动开关线束 Switch wire	1	1.6t~1.8t Ⓐ
4	JR140-772000-000	微动开关线束 Switch wire	1	2.0t Ⓐ
5	NC9717-700600-000	制动灯开关 Brake Switch	2	
6	ASZE132-702000-000	油泵电机电缆 Pump motor cable	1	1.3t~1.5t Ⓐ
6	ASZE162-702000-000	油泵电机电缆 Pump motor cable	1	1.6t~1.8t Ⓐ
6	ASZE202-702000-000	油泵电机电缆 Pump motor cable	1	2.0t Ⓐ

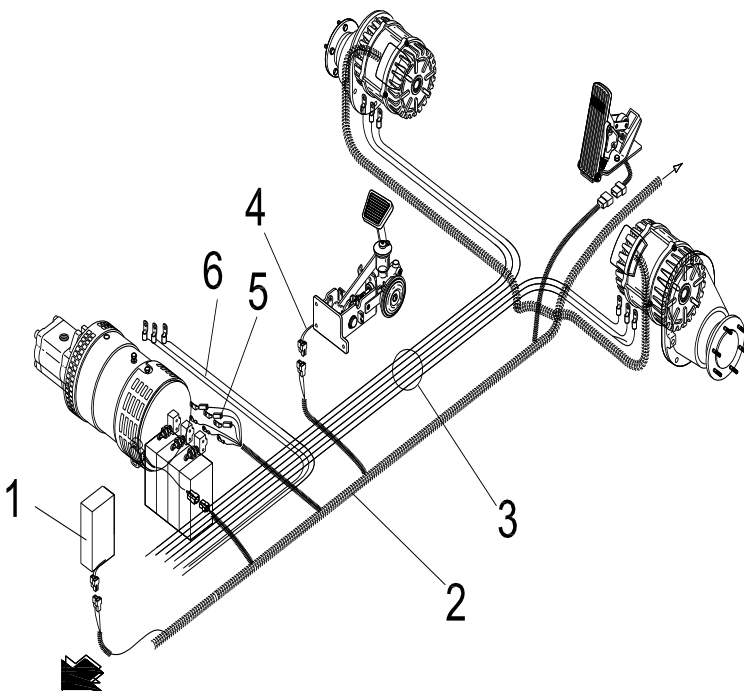


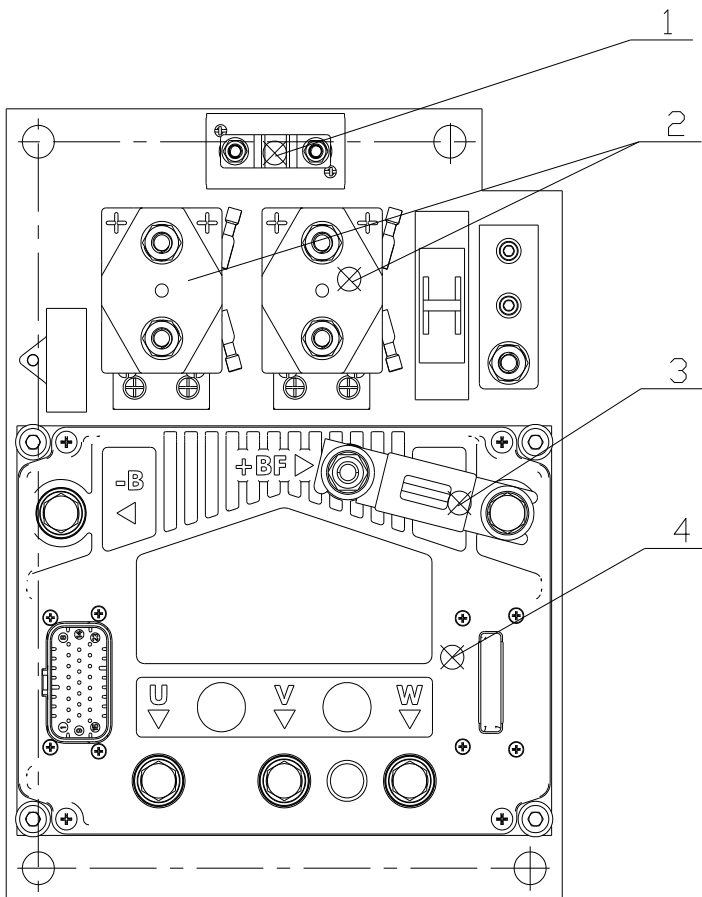
图 6-3 电气线路图 II
Fig.6-3 Electrical circuit II

1.3t~2.0t

	序号 Item	代号 Part No.	名称 Description	数量 Qty	备注或适用车型 Remarks Or Serial No.
	1	JS137-770000-000	转接线束 Connect wire	1	
	2	JS137-780000-000	尾灯线束 Tail lamp cable	1	
	3	JP255-700200-000	紧停开关线束 Emergency switch wire	1	
	4	JP150-707000-900	下降锁止开关线束 Dropping lock switch wire	1	
	5	AP251-700100-900	扶手按钮开关线束 Button switch wire harness	1	
	6	AP251-700200-900	扶手按钮开关总成 Button switch assy	1	

图 6-4 油泵电控总成
Fig.6-4 Pump controller

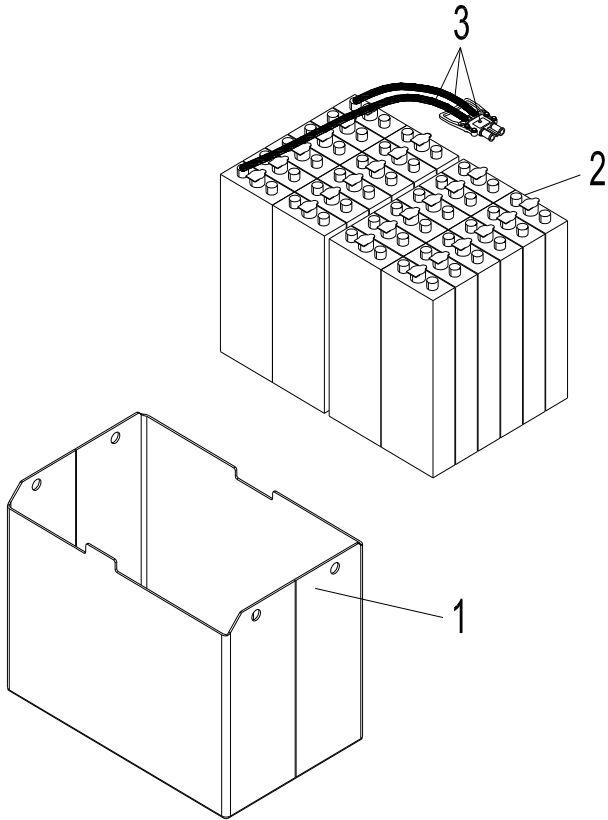
Ⓐ



序号 Item	物料码 Part No.	名称 Description	数量 Qty	备注或适用车型 Remarks Or Serial No.
1	AHP352-701200-500	30A 保险丝 30A Fuse	1	
2	ASZE202-722100-000	接触器 Main contactor	2	
3	AP251-700010-G00	保险丝 Fuse	1	
4	QD068-720010-G00	ACE2 控制器 ACE2 controller	1	

图 6-7 蓄电池
Fig.6-7 Battery

1.3t~2.0t



序号 Item	代号 Part No.	名称 Description	数量 Qty	备注或适用车型 Remarks Or Serial No.
1	ME3151-731000-000	蓄电池箱 Battery box	1	1.3t~1.5t
1	ME3161-731000-000	蓄电池箱 Battery box	1	1.6t~1.8t
1	ME3201-731000-000	蓄电池箱 Battery box	1	2.0t
2	4PZS400-G00	蓄电池 Battery	24	1.3t~1.5t
2	5PZS500-G00	蓄电池 Battery	24	1.6t~1.8t
2	6PZS600-G00	蓄电池 Battery	24	2.0t
3	JS131-732000-900	蓄电池电源电缆组 Battery cable group	1	1.3t~1.5t (A)
3	JS161-732000-900	蓄电池电源电缆组 Battery cable group	1	1.6t~1.8t (A)
3	JS201-732000-900	蓄电池电源电缆组 Battery cable group	1	2.0t (A)

第七部分 起升系统 Part VII Lifting system

Ⓐ CPDS13/15/16/18/20-AZ6-ES

序号 Item	名称 Description	适用车型 Serial No.	页码 Page
图 7-1 Fig.7-1	起升组件 I Lifting part I	二级门架 SIMPLEX MAST	7-1
	选配表 1 <Optional Parts List 1 >	二级门架 SIMPLEX MAST	7-2
图 7-2 Fig.7-2	货叉架总成 Fork carriager assy	二级门架 SIMPLEX MAST	7-3
图 7-3 Fig.7-3	起升组件 II Lifting part II	二级门架 SIMPLEX MAST	7-4
	选配表 2 <Optional Parts List 2 >	二级门架 SIMPLEX MAST	7-6
图 7-4 Fig.7-4	链条总成 Chain assy	二级门架 SIMPLEX MAST	7-7
	选配表 3 <Optional Parts List 3 >	二级门架 SIMPLEX MAST	7-8
图 7-5 Fig.7-5	左/右升降油缸 L.H. /R.H. Lifting cylinder	二级门架 SIMPLEX MAST	7-9
	选配表 4 <Optional Parts List 4 >	二级门架 SIMPLEX MAST	7-11
图 7-6 Fig.7-6	倾斜油缸 Tilting cylinder	二级门架 / 二级全自由门架 / 三级门架 SIMPLEX MAST / DUPLEX MAST / TRIPLEX MAST	7-12
	选配表 5 <Optional Parts List 5 >	二级门架 / 二级全自由门架 / 三级门架 SIMPLEX MAST / DUPLEX MAST / TRIPLEX MAST	7-14
图 7-7 Fig.7-7	起升油路 Lifting circuit	二级门架 SIMPLEX MAST	7-15
	选配表 6 <Optional Parts List 6 >	二级门架 SIMPLEX MAST	7-17

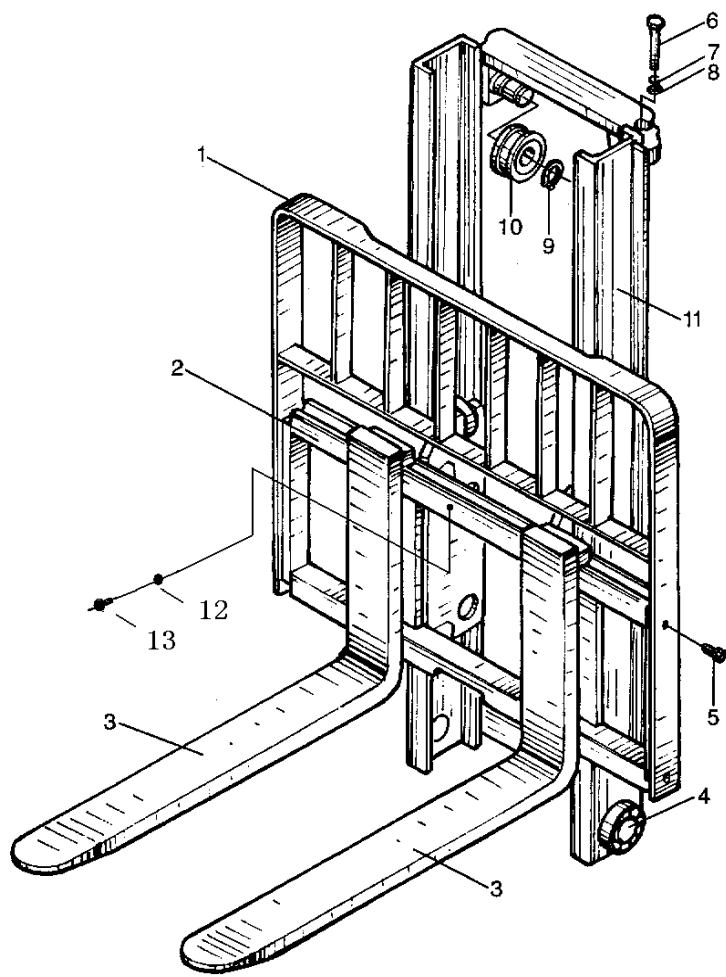
序号 Item	名称 Description	适用车型 Serial No.	页码 Page
图 7-8 Fig.7-8	侧移架总成 Side-shifter carriager assy	二级门架 / 二级全自由门架 / 三级门架 SIMPLEX MAST / DUPLEX MAST / TRIPLEX MAST	7-18
图 7-9 Fig.7-9	侧移油路 Side-shifter circuit	二级门架 SIMPLEX MAST	7-20
	选配表 7 <Optional Parts List 7 >	二级门架 SIMPLEX MAST	7-22
图 7-10 Fig. 7-10	第四联油路 The fourth oil way	二级门架 SIMPLEX MAST	7-23
	选配表 8 <Optional Parts List 8 >	二级门架 SIMPLEX MAST	7-25
图 7-11 Fig.7-11	起升组件 I Lifting part I	三级门架 TRIPLEX MAST	7-26
	选配表 9 <Optional Parts List 9 >	三级门架 TRIPLEX MAST	7-28
图 7-12 Fig.7-12	起升组件 II Lifting part II	三级门架 TRIPLEX MAST	7-29
	选配表 10 <Optional Parts List 10 >	三级门架 TRIPLEX MAST	7-31
图 7-13 Fig.7-13	货叉架总成 Fork carriage assy	三级门架 TRIPLEX MAST	7-32
图 7-14 Fig.7-14	链条总成 Chain assy	三级门架 TRIPLEX MAST	7-33
	选配表 11 <Optional Parts List 11 >	三级门架 TRIPLEX MAST	7-34
图 7-15 Fig.7-15	链条总成 Chain assy	三级门架 TRIPLEX MAST	7-35
	选配表 12 <Optional Parts List 12 >	三级门架 TRIPLEX MAST	7-36
图 7-16 Fig.7-16	起升油路 Lifting circuit	三级门架 TRIPLEX MAST	7-37

序号 Item	名称 Description	适用车型 Serial No.	页码 Page
	选配表 13 <Optional Parts List 13 >	三级门架 TRIPLEX MAST	7-40
图 7-17 Fig.7-17	左/右升降油缸 L.H./R.H. Lifting cylinder	三级门架 TRIPLEX MAST	7-41
	选配表 14 <Optional Parts List 14>	三级门架 TRIPLEX MAST	7-43
图 7-18 Fig.7-18	侧移油缸 Side-shifter cylinder	二级门架 / 二级全自由门架 / 三级门架 SIMPLEX MAST / DUPLEX MAST / TRIPLEX MAST	7-44
图 7-19 Fig.7-19	前升降油缸 Front lifting cylinder	三级门架 TRIPLEX MAST	7-45
	选配表 15 <Optional Parts List 15>	三级门架 TRIPLEX MAST	7-47
图 7-20 Fig.7-20	侧移油路 Side-shifter circuit	三级门架 TRIPLEX MAST	7-48
	选配表 16 <Optional Parts List 16>	三级门架 TRIPLEX MAST	7-52
图 7-21 Fig.7-21	第四联油路 The fourth oil way	三级门架 TRIPLEX MAST	7-53
	选配表 17 <Optional Parts List 17>	三级门架 TRIPLEX MAST	7-56
图 7-22 Fig.7-22	起升组件 I Lifting part I	二级全自由门架 DUPLEX MAST	7-57
	选配表 18 <Optional Parts List 18 >	二级全自由门架 DUPLEX MAST	7-59
图. 7-23 Fig.7-23	起升组件 II Lifting part II	二级全自由门架 DUPLEX MAST	7-60
	选配表 19 <Optional Parts List 19 >	二级全自由门架 DUPLEX MAST	7-62
图 7-24 Fig.7-24	链条总成 Chain assy	二级全自由门架 DUPLEX MAST	7-63

序号 Item	名称 Description	适用车型 Serial No.	页码 Page
	选配表 20 <Optional Parts List 20 >	二级全自由门架 DUPLEX MAST	7-64
图 7-25 Fig.7-25	货叉架总成 Fork carriage assy	二级全自由门架 DUPLEX MAST	7-65
图 7-26 Fig.7-26	左/右升降油缸 L.H./R.H. Lifting cylinder	二级全自由门架 DUPLEX MAST	7-66
	选配表 21 <Optional Parts List 21 >	二级全自由门架 DUPLEX MAST	7-68
图 7-27 Fig.7-27	前升降油缸 Front lifting cylinder	二级全自由门架 DUPLEX MAST	7-69
	选配表 22 <Optional Parts List 22 >	二级全自由门架 DUPLEX MAST	7-71
图 7-28 Fig.7-28	起升油路 Lifting circuit	二级全自由门架 DUPLEX MAST	7-72
	选配表 23 <Optional Parts List 23 >	二级全自由门架 DUPLEX MAST	7-74
图 7-29 Fig.7-29	侧移油路 Side-shifter circuit	二级全自由门架 DUPLEX MAST	7-75
	选配表 24 <Optional Parts List 24 >	二级全自由门架 DUPLEX MAST	7-79
图 7-30 Fig.7-30	第四联油路 The fourth oil way	二级全自由门架 DUPLEX MAST	7-80
	选配表 25 <Optional Parts List 25 >	二级全自由门架 DUPLEX MAST	7-82

图 7-1 起升组件 I
Fig.7-1 Lifting part I

二级门架
SIMPLEX MAST



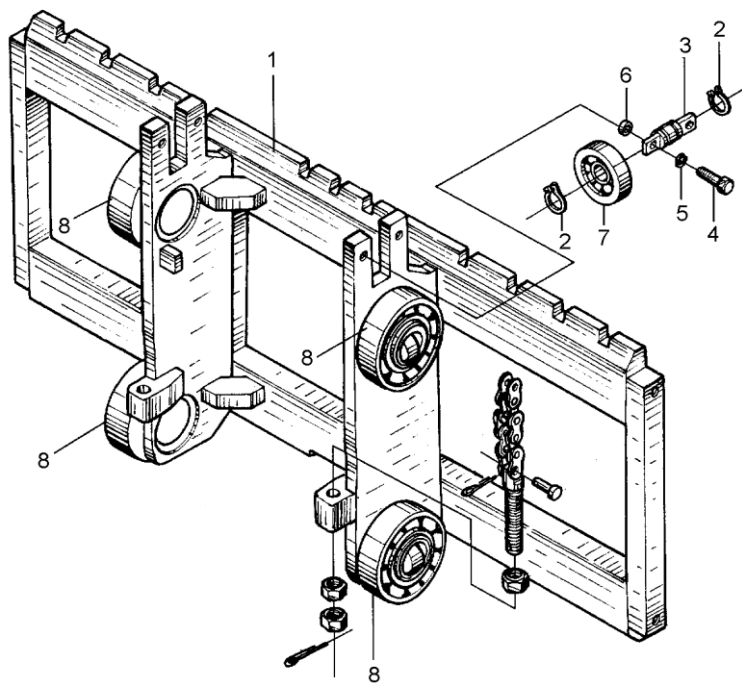
序号 Item	代号 Part No.	名称 Description	数量 Qty	备注或适用车型 Remarks Or Serial No.
1	N15M300-020000-002	挡货架 Load bracket	1	
2	See Fig.7-2	货叉架总成 Fork carriage assy	1	
2	See Fig.7-8	侧移架总成 Side-shifter carriager assy	1	
3	N15M300-010000-000	货叉总成 Fork assy	2	1.3-1.8 t
3	N25M300-010000-000	货叉总成 Fork assy	2	2.0 t
4	X15M300-004000-G00	复合滚轮组 Complex rolle assy	4	
5	N30M300-006000-000	螺栓 M14×1.5×30 Bolt M14×1.5×30	8	
6	S16M300-000001-000	螺栓 M12×1.25×40 Bolt M12×1.25×40	2	
7	G000093-000012-00	垫圈 12 Washer 12	2	
8	G0097P1-000012-00	垫圈 12 Washer 12	2	
9	G0894P1-000040-00	轴用弹性挡圈-A 型 40 Snap ring 40	2	
10	780708F1-G00	链轮 Chain wheel	2	
11	See OPT.Parts List 1	内门架 Inside mast	1	
12	G000093-000012-00	垫圈 12 Washer 12	1	
13	G005783-012025-00	螺栓 M12×25 Bolt M12×25	1	

选配表 1 <Optional Parts List 1 >

序号 Item	11
起升高度 Lift Height	代号 Part No.
2.5 m	S16M250-200000-001
2.7 m	S16M270-200000-001
3.0 m	S16M300-200000-001
3.3 m	S16M330-200000-001
3.5 m	S16M350-200000-001
3.6 m	S16M360-200000-001
4.0 m	S16M400-200000-001
4.3 m	S16M430-200000-001
4.5 m	S16M450-200000-001

图 7-2 货叉架总成
Fig.7-2 Fork carriager assy

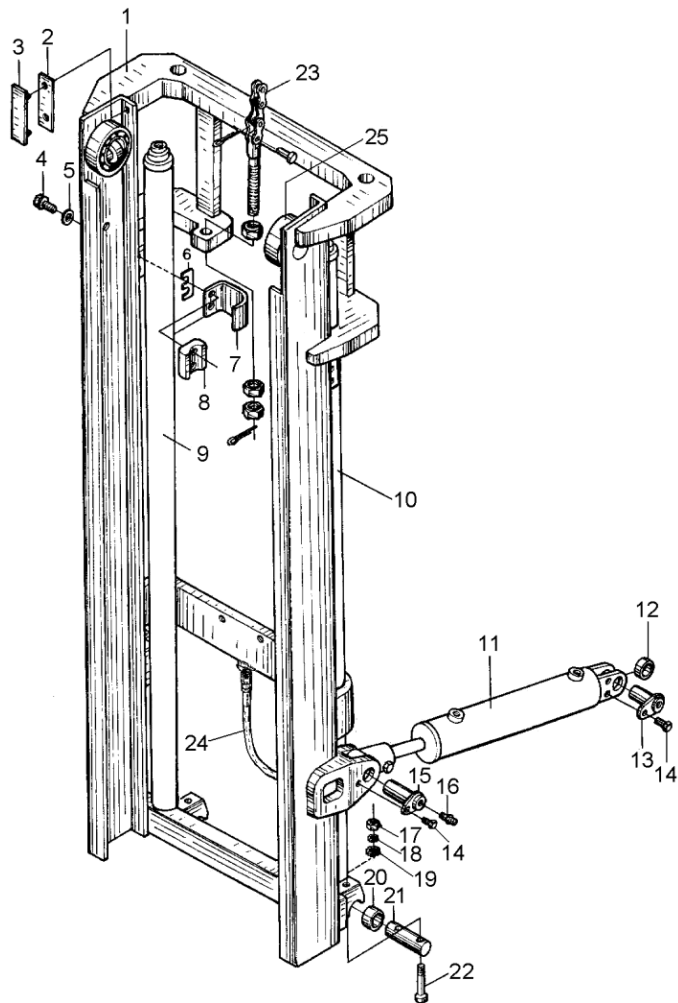
二级门架
SIMPLEX MAST



序号 Item	代号 Part No.	名称 Description	数量 Qty	备注或适用车型 Remarks Or Serial No.
A	S16M300-300000-002	货叉架总成 Fork carriage assy	1	See Fig.7-1 Item 2
1	S16M300-301000-003	货叉架体 Fork carriage	1	
2	G0894P1-000025-00	轴用弹性挡圈-A 型 25 Circlip 25	4	
3	1.5M3H-300001	侧滚轮轴 Side roller shaft	2	
4	G005782-012040-00	螺栓 M12x40 Bolt M12x40	4	
5	G000093-000012-00	垫圈 12 Washer 12	4	
6	3U3A-100002	调整垫片 Ajusting shim	2	
7	80605K-G00	侧向滚轮 25x70x17 Side roller 25x70x17	2	
8	X15M300-004000-G00	复合滚轮组 Complex rolle assy	4	

图 7-3 起升组件 II
Fig.7-3 Lifting part II

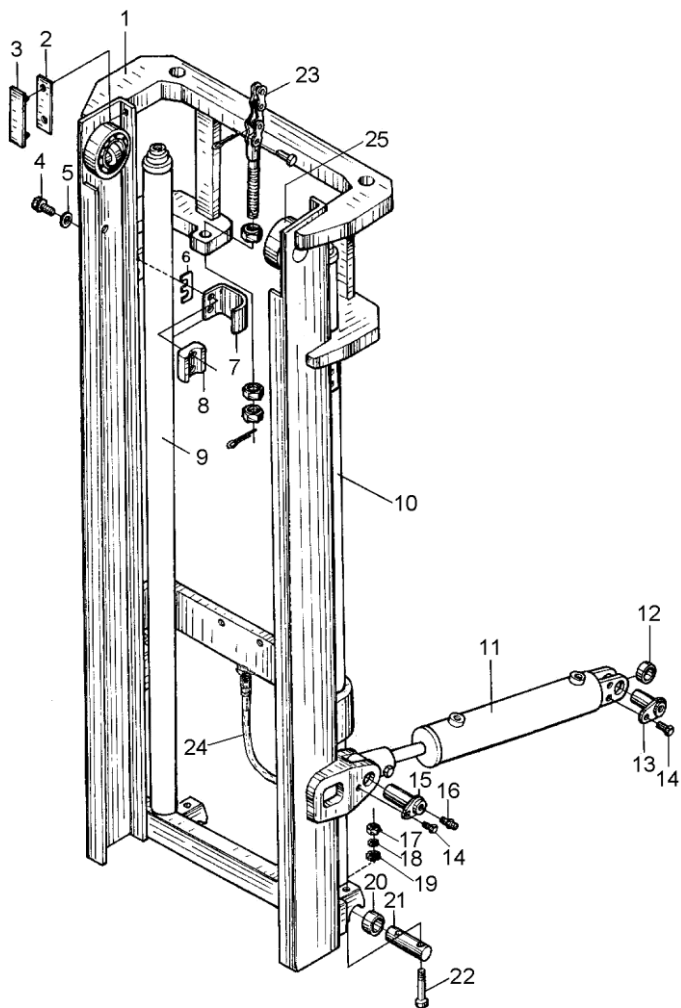
二级门架
SIMPLEX MAST



序号 Item	代号 Part No.	名称 Description	数量 Qty	备注或适用车型 Remarks Or Serial No.
1	See OPT.Parts List 2	外门架 Outside mast	1	
2	N30M300-000015-000	调整垫片 Adjust shim	2	
3	N30M300-000014-000	导轨衬垫 Gasket	2	
4	S16M300-003000-000	螺栓 M8×1.25×30 Bolt M8×1.25×30	4	
5	G0097P1-000008-00	垫圈 8 Washer 8	4	
6	S16M300-000007-000	调整垫片 Adjust shim	6	
7	S16M300-000005-000	弯板 Plate	2	
8	S16M300-000006-000	支架 Bracket	2	
9	See Fig.7-5	右升降油缸 R.H. Lifting cylinder	1	
10	See Fig.7-5	左升降油缸 L.H. Lifting cylinder	1	
11	See Fig.7-6	倾斜油缸 Tilting cylinder	2	
12	GE30ES-2RS-G00	向心关节轴承 Bearing	2	
13	S16M300-002000-000	销轴 Pin shaft	2	
14	N30M300-004000-000	螺栓 M10×1.25×20 Bolt M10×1.25×20	4	
15	S16M300-001000-000	销轴 Pin shaft	2	

图 7-3 起升组件 II
Fig.7-3 Lifting part II

二级门架
SIMPLEX MAST



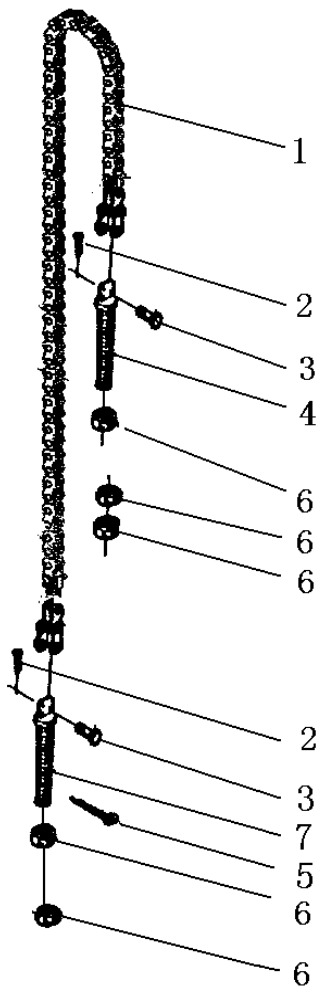
序号 Item	代号 Part No.	名称 Description	数量 Qty	备注或适用车型 Remarks Or Serial No.
16	G001152-010001-00	油杯 M10×1 Oil cup M10×1	4	
17	G006170-000012-00	螺母 M12 Nut M12	4	
18	G000093-000012-00	垫圈 12 Washer 12	4	
19	G0097P1-000012-00	垫圈 12 Washer 12	4	
20	S16M300-000002-G00	无油轴承 Bearing	2	
21	S16M300-000003-000	销轴 Pin shaft	2	
22	G000070-012075-01	螺钉 M12×75 Screw M12×75	4	
23	See Fig.7-4	链条总成 Chain assy	2	1.3-1.6 t
23	See Fig.7-4	链条总成 Chain assy	2	1.8-2.0 t
24	See Fig.7-7	起升油路 Lifting circuit	1	
25	X15M300-004000-G00	复合滚轮组 Complex rolle assy	2	

选配表 2 <Optional Parts List List 2 >

序号 Item	1
起升高度 Lift Height	代号 Part No.
2.5 m	S16M250-100000-001
2.7 m	S16M270-100000-001
3.0 m	S16M300-100000-001
3.3 m	S16M330-100000-001
3.5 m	S16M350-100000-001
3.6 m	S16M360-100000-001
4.0 m	S16M400-100000-001
4.3 m	S16M430-100000-001
4.5 m	S16M450-100000-001

图 7-4 链条总成
Fig.7-4 Chain assy

二级门架
SIMPLEX MAST



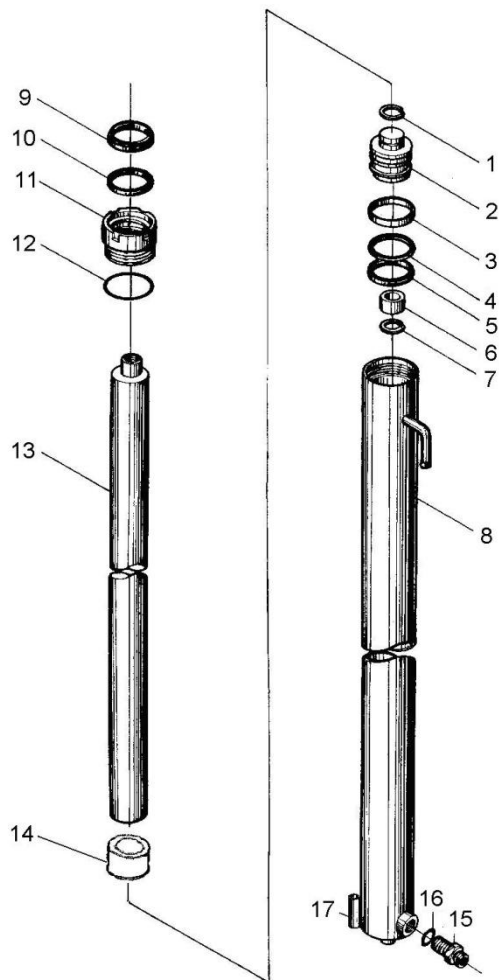
序号 Item	代号 Part No.	名称 Description	数量 Qty	备注或适用车型 Remarks Or Serial No.
A1	See OPT.Parts List 3	链条总成 Chain assy	1	INC1-7 1.3-1.6 t
A2	See OPT.Parts List 3	链条总成 Chain assy	1	INC1-7 1.8-2.0 t
1	No Part No.	板式链 LH1223 Chain LH1223	1	1.3-1.6 t
1	No Part No.	板式链 LH1234 Chain LH1234	1	1.8-2.0 t
2	G000091-3P2035-00	销 3.2×35 Pin 3.2×35	2	
3	1.5M3H-002002	销轴 Pin shaft	2	1.3-1.6 t
3	N18M300-030003-000	销轴 Pin shaft	2	1.8-2.0 t
4	N15M300-030001-000	链条接头(1) Connection	1	1.3-1.6 t
4	N18M300-030001-000	链条接头(1) Connection	1	1.8-2.0 t
5	G000091-004035-00	销 4×35 Pin 4×35	2	
6	G006171-000016-02	螺母 M16×1.5 Nut M16×1.5	5	
7	1.5M3H-002003-001	链条接头 Connection	1	1.3-1.6 t
7	R18M300-030002-001	链条接头(2) Connection	1	1.8-2.0 t

选配表 3 <Optional Parts List 3 >

序号 Item	A1	A2
起升高度 Lift Height	代号 Part No.	代号 Part No.
2.5 m	LH-1223085-100	LH-1234085-100
2.7 m	LH-1223091-100	LH-1234091-100
3.0 m	LH-1223103-100	LH-1234099-100
3.3 m	LH-1223107-100	LH-1234107-100
3.5 m	LH-1223111-100	LH-1234111-100
3.6 m	LH-1223115-100	LH-1234115-100
4.0 m	LH-1223131-100	LH-1234131-100
4.3 m	LH-1223149-100	LH-1234149-100
4.5 m	LH-1223161-100	LH-1234161-100

图 7-5 左/右升降油缸
Fig. 7-5 L.H. /R.H. Lifting cylinder

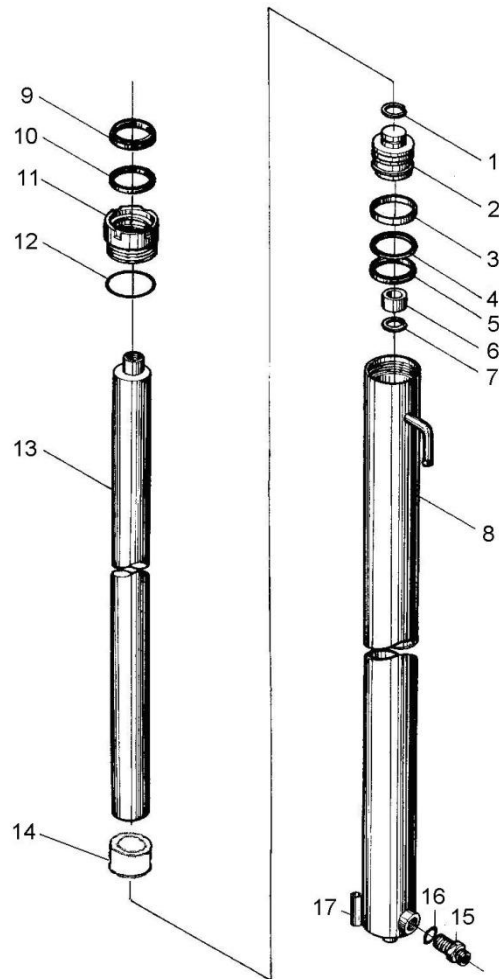
二级门架
SIMPLEX MAST



序号 Item	代号 Part No.	名称 Description	数量 Qty	备注或适用车型 Remarks Or Serial No.
A1	See OPT.Parts List 4	右升降油缸 R.H. Lifting cylinder	1	
A2	See OPT.Parts List 4	左升降油缸 L.H. Lifting cylinder	1	
1	G0895P1-000021-00	挡圈 21 Snap ring 21	1	
2	N15M300-400002-W00	活塞 Piston	1	
3	N15M300-400003-W00	支承圈 Support ring	1	
4	N15M300-400004-W00	保护圈 Ring	1	
5	B7045CP5008-G00	B7 密封圈 D45 B7 seal ring D45	1	
6	N15M300-400005-W00	阀套 Sleever	1	
7	G0895P1-000025-00	挡圈 25 Snap ring 25	1	
8	See OPT.Parts List 4	右缸体 R.H. Cylinder body	1	
8	See OPT.Parts List 4	左缸体 L.H. Cylinder body	1	
9	AF035AZ5071-G00	AF 防尘圈 d35 Dustproof ring	1	
10	B3035BP5008-G00	B3 密封圈 d35 B3-seal ring d35	1	
11	N15M300-402000-W00	导向套 Guider	1	
12	2-133N674-G00	O 形密封圈 45.69×2.62 O-Ring 45.69×2.62	1	

图 7-5 左/右升降油缸
Fig. 7-5 L.H./R.H. Lifting cylinder

二级门架
SIMPLEX MAST



序号 Item	代号 Part No.	名称 Description	数量 Qty	备注或适用车型 Remarks Or Serial No.
13	See OPT.Parts List 4	活塞杆 Piston rod	1	
14	See OPT.Parts List 4	隔套 Bush	1	
15	N15M300-403000-W00	油嘴组件 Nozzle valve assy	1	
16	JISB2401-P14-G00	O 形密封圈 P14 O-Ring P14	1	
17	G000119-010030-00	销 A10×30 Pin A10×30	1	
K	S16M300-4/5-000-KIT	升降油缸修理包 Seal kit	1	INC: 5,9,10,12,16

选配表 4 <Optional Parts List 4 >

序号 Item	A1	A2	8 (R.H.)	8 (L.H.)	13	14
起升高度 Lift Height	代号 Part No.	代号 Part No.	代号 Part No.	代号 Part No.	代号 Part No.	代号 Part No.
2.5 m	S16M250-400000-000	S16M250-500000-000	S16M250-401000-W00	S16M250-501000-W00	S16M250-400006-W00	Without part 14
2.7 m	S16M270-400000-000	S16M270-500000-000	S16M270-401000-W00	S16M270-501000-W00	S16M270-400006-W00	Without part 14
3.0 m	S16M300-400000-000	S16M300-500000-000	S16M300-401000-W00	S16M300-501000-W00	S16M300-400006-W00	Without part 14
3.3 m	S16M330-400000-000	S16M330-500000-000	S16M330-401000-W00	S16M330-501000-W00	S16M330-400006-W00	Without part 14
3.5 m	S16M350-400000-000	S16M350-500000-000	S16M350-401000-W00	S16M350-501000-W00	S16M350-400006-W00	Without part 14
3.6 m	S16M360-400000-000	S16M360-500000-000	S16M360-401000-W00	S16M360-501000-W00	S16M360-400006-W00	Without part 14
4.0 m	S16M400-400000-000	S16M400-500000-000	S16M400-401000-W00	S16M400-501000-W00	S16M400-400006-W00	S16M400-400002-W00
4.3 m	S16M430-400000-000	S16M430-500000-000	S16M430-401000-W00	S16M430-501000-W00	S16M430-400006-W00	S16M430-400002-W00
4.5 m	S16M450-400000-000	S16M450-500000-000	S16M450-401000-W00	S16M450-501000-W00	S16M450-400006-W00	S16M450-400002-W00

图 7-6 倾斜油缸
Fig.7-6 Tilting cylinder

二级门架/二级全自由门架/三级门架
SIMPLEX MAST/ DUPLEX MAST/ TRIPLEX MAST

序号 Item	代号 Part No.	名称 Description	数量 Qty	备注或适用车型 Remarks Or Serial No.
A	See OPT. Parts 5	倾斜油缸 Tilting cylinder	1	
1	G001152-006000-00	油杯 M6 Oil cup M6	1	
2	N15M300-600002-000	球面轴承 Bearing	1	
3	G005785-014050-01	螺栓 M14×1.5×50 Bolt M14×1.5×50	1	
4	G000093-000014-00	垫圈 14 Washer 14	1	
5	G006171-000014-02	螺母 M14×1.5 Nut M14×1.5	1	
6	N15M300-600001-000	耳环 Ring	1	
7	See OPT. Parts 5	活塞杆 Piston rod	1	
8	CK-025-G00	防尘圈 d25 Dust proof d25	1	
9	S16M300-602000-W01	导向套 Guide bush	1	
10	RU3000250-Z20-G00	U 形密封圈 d25 U-seal ring d25	1	
11	RS1300250-T46-G00	斯特封 d25 Seal-ring d25	1	
12	G001235-007003P1-00	O 形密封圈 70×3.1 O-Ring 70×3.1	1	
13	G001235-006305P7-00	O 形密封圈 63×5.7 O-Ring 63×5.7	1	
14	G001235-003003P1-00	O 形密封圈 30×3.1 O-Ring 30×3.1	1	

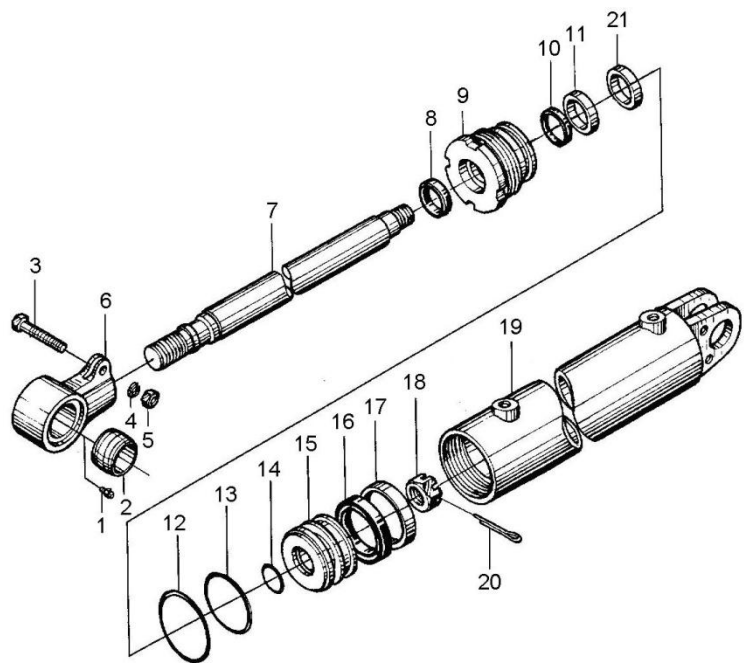
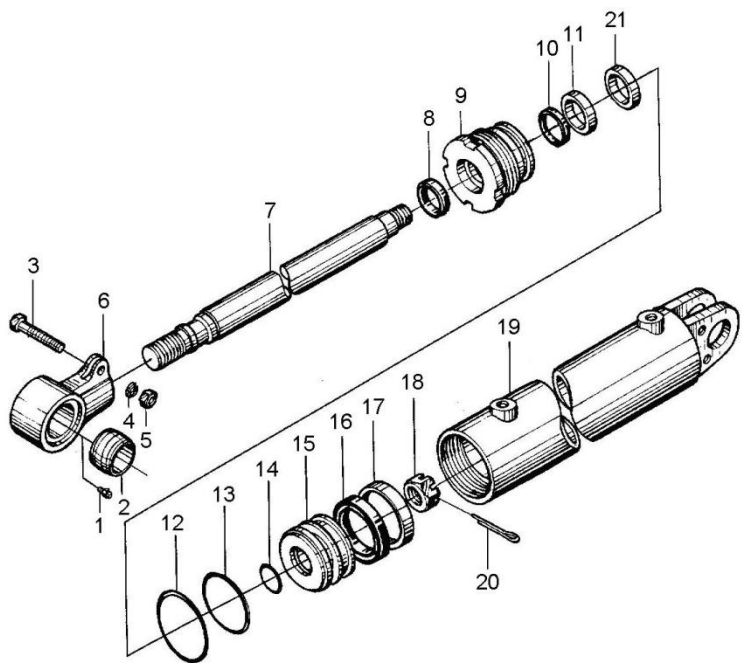


图 7-6 倾斜油缸
Fig.7-6 Tilting cylinder

二级门架/二级全自由门架/三级门架
SIMPLEX MAST/ DUPLEX MAST/ TRIPLEX MAST



序号 Item	代号 Part No.	名称 Description	数量 Qty	备注或适用车型 Remarks Or Serial No.
15	S16M300-600007-W00	活塞 Piston	1	
16	OK006300701-G00	OK 密封圈 D63 OK-seal ring D63	1	
17	FR5805Q5029-G00	导向环 58x63x9.7 Guide ring 58x63x9.7	1	
18	G009459-000020-01	螺母 M20x1.5 Nut M20x1.5	1	
19	S16M300-601000-W00	缸体 Cylinder body	1	
20	G000091-004040-00	销 4x40 Pin 4x40	1	
21	See OPT. Parts 5	隔套 Bush	1	
K	S16M300-6-001-KIT	倾斜油缸修理包 Seal kit	1	INC: 8,10-14,16

选配表 5 <Optional Parts List 5 >

序号 Item	A	7	21
起升高度 Lift Height	代号 Part No.	代号 Part No.	代号 Part No.
2.5 m	S16M300-600000-001	S16M300-600003-W00	S16M300-600008-W00
2.7 m			
3.0 m			
3.3 m			
3.5 m			
3.6 m			
4.0 m	S16N450-600000-000	S16N450-600001-W00	S16N450-600002-W00
4.3 m			
4.5 m			
4.8 m			
5.0 m			
5.5 m			
6.0 m			
6.5 m			

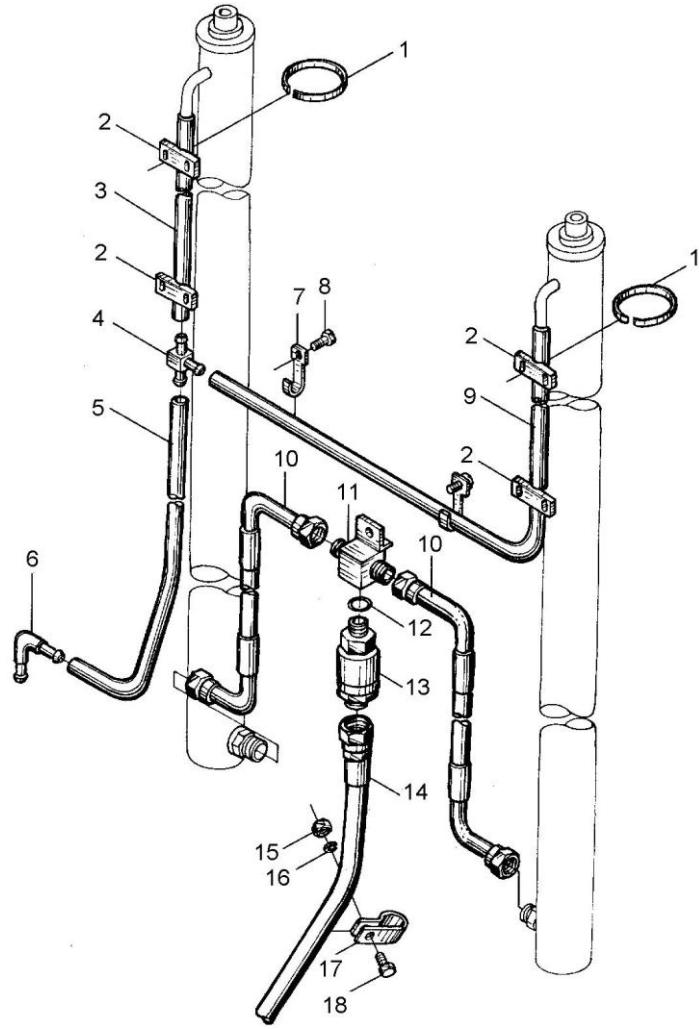
图 7-7 起升油路
Fig.7-7 Lifting circuit

二级门架
SIMPLEX MAST

序号 Item	代号 Part No.	名称 Description	数量 Qty	备注或适用车型 Remarks Or Serial No.
1	GT-3001-G00	通用尼龙扎带 Clamp-band	4	
2	N30M300-700002-000	镶边 Band	4	
3	See OPT.Parts List 6	回油管 $\phi 14.5 \times \phi 9.5$ Return oil pipe	1	
4	N30M300-700005-000	三通接头 Tee Connection	1	
5	S16M300-700004-000	回油管 $\phi 14.5 \times \phi 9.5$ Return oil pipe	1	
6	N15M300-700010-000	接头 Connection	1	
7	S16M300-700003-000	管夹 Clip	2	
8	N30M300-003000-000	螺栓 $M8 \times 1.25 \times 16$ Bolt $M8 \times 1.25 \times 16$	4	
9	See OPT.Part List 6	回油管 $\phi 14.5 \times \phi 9.5$ Return oil pipe	1	
10	S16M300-701000-000	胶管总成 Rubber pipe assy	2	
11	S16M300-703000-000	三通接头 Tee Connection	1	
12	JISB2401-P18-G00	O 形密封圈 P18 O-Ring P18	1	
13	N15M300-702000-000	限速阀 Speed limiting valve	1	
14	S16M300-702000-000	胶管总成 Rubber pipe assy	1	
15	G006170-000008-00	螺母 M8 Nut M8	1	

图 7-7 起升油路
Fig.7-7 Lifting circuit

二级门架
SIMPLEX MAST



序号 Item	代号 Part No.	名称 Description	数量 Qty	备注或适用车型 Remarks Or Serial No.
16	G000093-000008-00	垫圈 8 Washer 8	1	
17	S16M300-700005-000	管夹 Clip	1	
18	G005783-008016-00	螺栓 M8×16 Bolt M8×16	1	

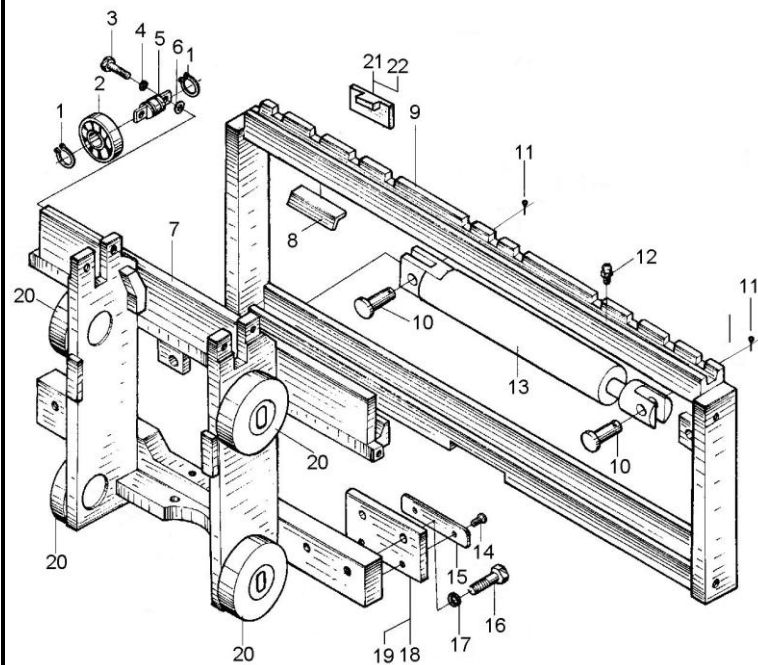
选配表 6 <Optional Parts List 6 >

序号 Item	3	9
起升高度 Lift Height	代号 Part No.	代号 Part No.
2.5 m	S16M250-700001-000	S16M250-700002-000
2.7 m	S16M270-700001-000	S16M270-700002-000
3.0 m	S16M300-700001-000	S16M270-700002-000
3.3 m	S16M330-700001-000	S16M330-700002-000
3.5 m	S16M350-700001-000	S16M350-700002-000
3.6 m	S16M360-700001-000	S16M360-700002-000
4.0 m	S16M400-700001-000	S16M400-700002-000
4.3 m	S16M430-700001-000	S16M430-700002-000
4.5 m	S16M450-700001-000	S16M450-700002-000

图 7-8 侧移架总成

Fig.7-8 Side-shifter carriager assy

二级门架/二级全自由门架/三级门架
SIMPLEX MAST/ DUPLEX MAST/ TRIPLEX MAST



序号 Item	代号 Part No.	名称 Description	数量 Qty	备注或适用车型 Remarks Or Serial No.
A1	S16B300-300000-001	侧移架总成 Side-shifter carriager assy	1	See Fig.7-1 Item 2
A2	S16C300-300000-001	侧移架总成 Side-shifter carriager assy	1	See Fig.7-22 Item 9
A3	S16V450-300000-001	侧移架总成 Side-shifter carriager assy	1	See Fig.7-11 Item 22
1	G0894P1-000025-00	挡圈 25 Snap ring 25	4	
2	80605K-G00	侧向滚轮 25x70x17 Side roller 25x70x17	2	
3	G005782-012040-00	螺栓 M12x40 Bolt M12x40	4	
4	G000093-000012-00	垫圈 12 Washer 12	4	
5	1.5M3H-300001	侧滚轮轴 Side roller shaft	2	
6	3U3A-100002	调整垫片 Ajusting shim	2	
7	S16B300-301000-001	叉架体 Fork carriage	2	二级门架 SIMPLEX MAST
7	S16C300-301000-001	叉架体 Fork carriage	2	二级全自由门架 DUPLEX MAST
7	S16V450-301000-001	叉架体 Fork carriage	1	三级门架 TRIPLEX MAST
8	S16V450-300001-000	塞铁 Plug	3	
9	S16V450-302000-000	侧移货叉架 Side shift carriage	1	
10	S16V450-300005-001	轴 Shaft	2	

图 7-8 侧移架总成

Fig.7-8 Side-shifter carriager assy

2 级门架 2 级全自由门架 3 级门架
SIMPLEX DUPLEX TRIPLEX

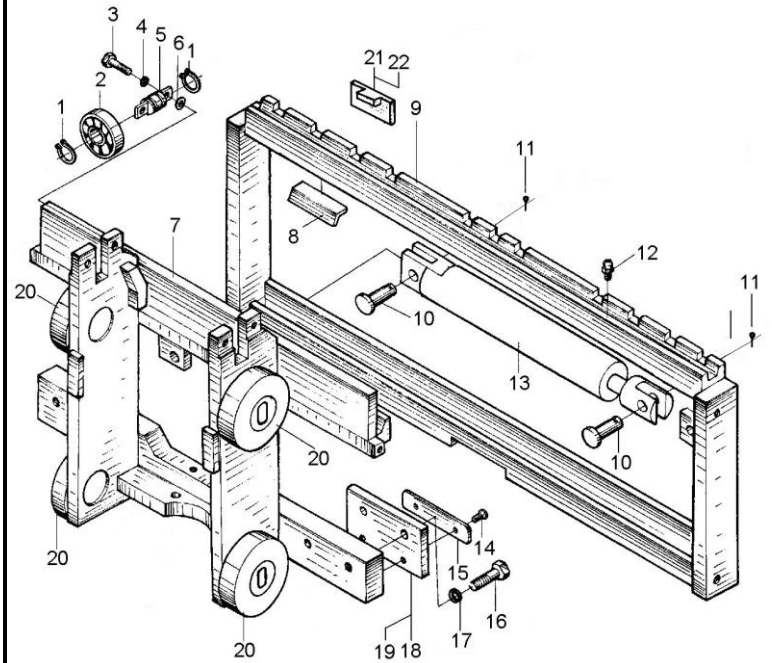
	序号 Item	代号 Part No.	名称 Description	数量 Qty	备注或适用车型 Remarks Or Serial No.
	11	G000091-004040-00	销 4x40 Pin 4x40	2	
	12	G001152-006000-00	油杯 M6 Oil cup M6	5	
	13	S16V450-303000-000	侧移油缸 Side-shifter cylinder	1	See Fig.7-18
	14	G000068-008016-00	螺钉 M8x16 Screw M8x16	4	
	15	S16V450-300002-000	下滑块 Block,Down	2	
	16	G005786-016050-01	螺栓 M16x1.5x50 Bolt M16x1.5x50	4	
	17	G000093-000016-00	垫圈 16 Washer 16	4	
	18	S16V450-300006-000	挂钩板 Plate	2	
	19	S16V450-300008-000	调整垫 Ajusting shim	2	
	20	X15M300-004000-G00	复合滚轮组 Complex rolle assy	4	
	21	1.4QS1-000006	挡块 Block	2	
	22	S16V450-300009-000	调整垫 Ajusting shim	3	

图 7-9 侧移油路
Fig.7-9 Side-shifter circuit

二级门架
SIMPLEX MAST

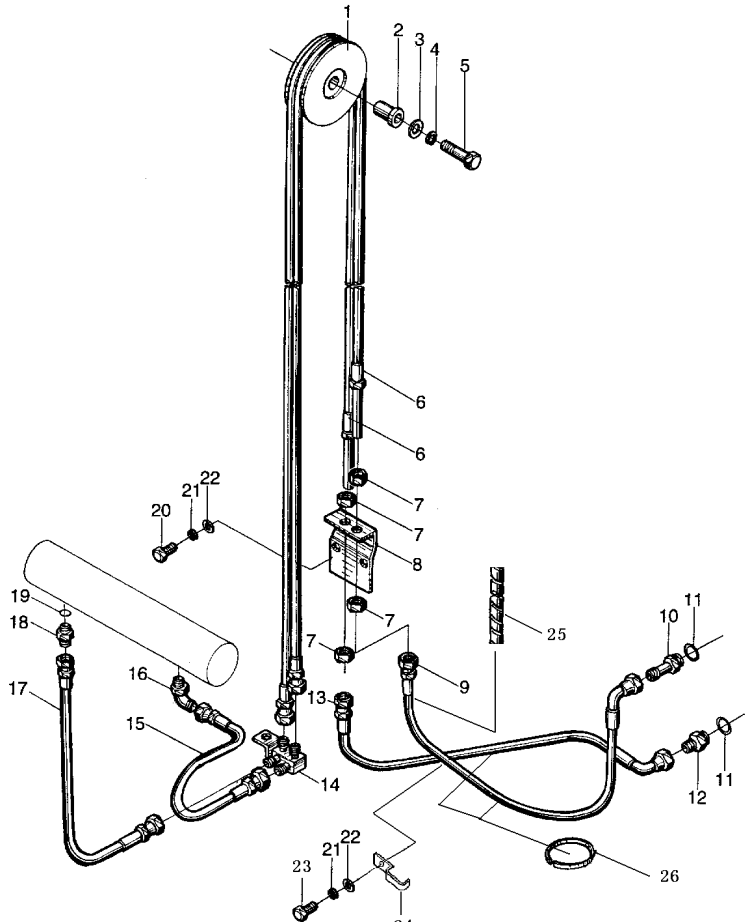
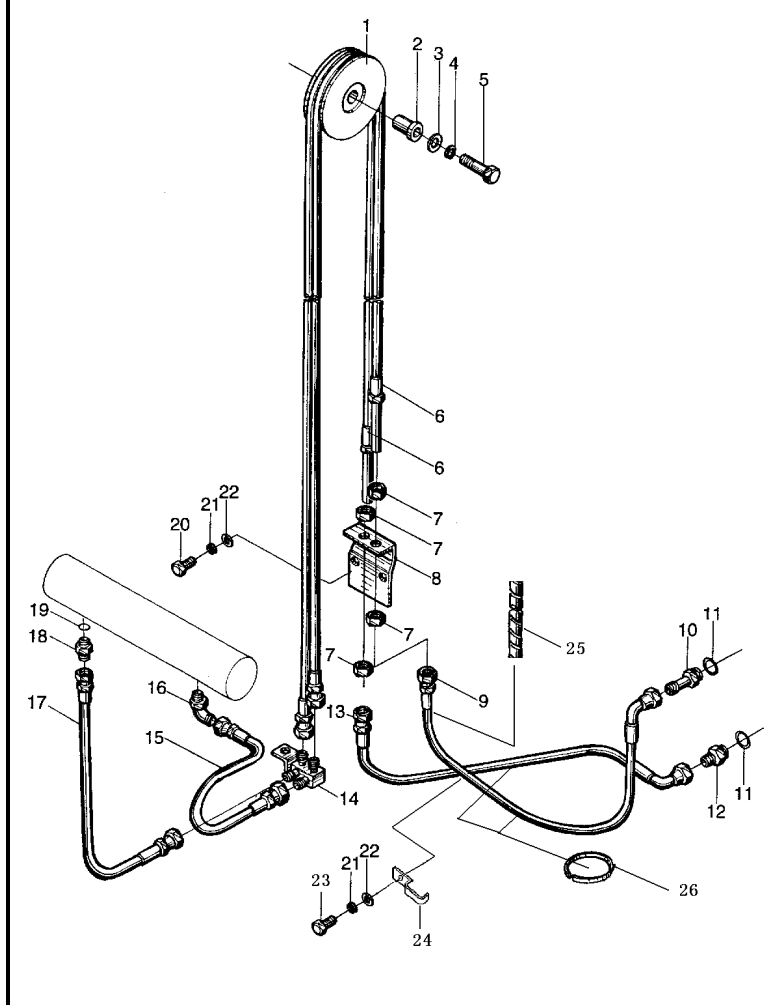
	序号 Item	代号 Part No.	名称 Description	数量 Qty	备注或适用车型 Remarks Or Serial No.
	A	See OPT.Parts List 7	侧移油路总成 Side-shifter circuit	1	
	1	S16B300-900008-001	滑轮 Pulley wheel	1	
	2	S16B300-900007-000	轴套 Shaft sleeve	1	
	3	G0097P1-000014-00	垫圈 14 Washer 14	1	
	4	G000093-000014-00	垫圈 14 Washer 14	1	
	5	G005782-014060-00	螺栓 M14×60 Bolt M14×60	1	
	6	See OPT.Parts List 7	胶管总成 Oil pipe assy	2	
	7	1.4QN5-800001	螺母 Nut	4	
	8	S16B300-900005-000	支板 Plate	1	
	9	S16B300-900004-001	胶管总成 Oil pipe assy	1	
	10	S16B300-900003-000	直通接头 Connection	1	
	11	G001235-002202P4-00	O 形密封圈 22×2.4 O-Ring 22×2.4	2	
	12	S16B300-900002-000	直通接头 Connection	1	
	13	S16B300-900001-000	胶管总成 Oil pipe	1	
	14	S16B300-901000-000	接头支座 Connection seat	1	

图 7-9 侧移油路
Fig.7-9 Side-shifter circuit

二级门架
SIMPLEX MAST

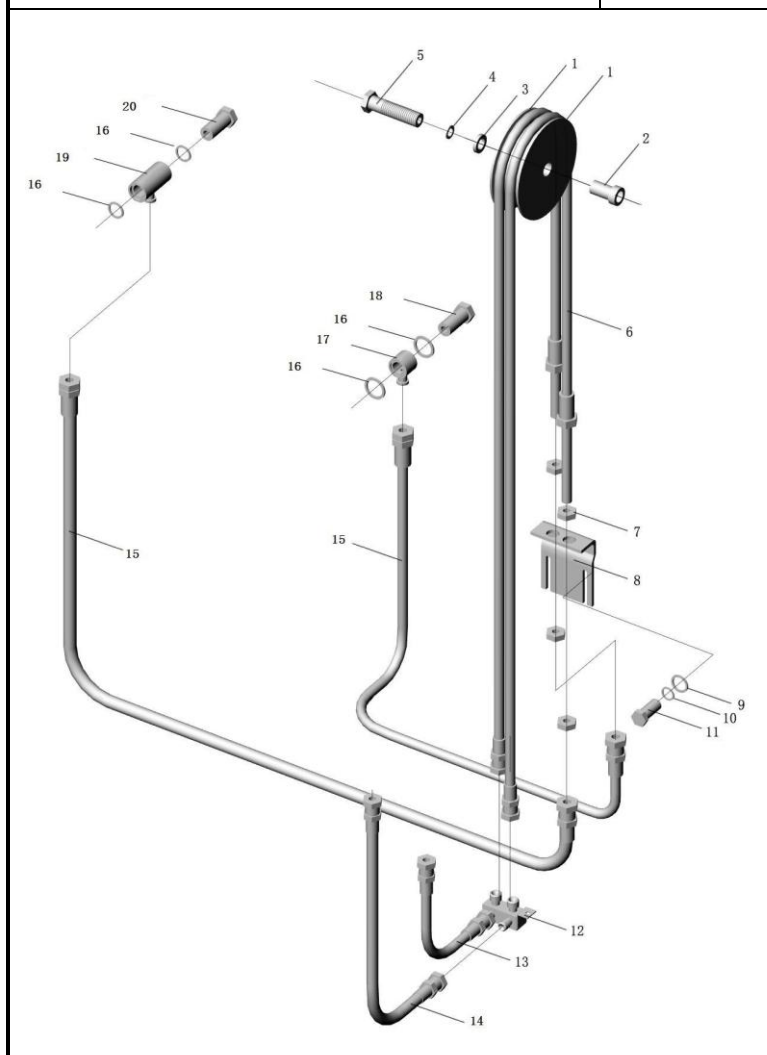
	序号 Item	代号 Part No.	名称 Description	数量 Qty	备注或适用车型 Remarks Or Serial No.
	15	S16B300-900013-000	胶管总成 Oil pipe assy	1	
	16	N163-620800-000	90 度管接头 Pipe Connection	1	
	17	JS160-660200-000	胶管总成 Oil pipe assy	1	
	18	S16B300-900011-000	直通接头 Connection	1	
	19	JISB2401-P11-G00	O 形密封圈 P11 O-Ring P11	1	
	20	G005783-008030-00	螺栓 M8×30 Bolt M8×30	2	
	21	G000093-000008-00	垫圈 8 Washer 8	3	
	22	G0097P1-000008-00	垫圈 8 Washer 8	3	
	23	G005783-008016-00	螺栓 M8×16 Bolt M8×16	1	
	24	S16B300-900012-001	管夹 Clip	1	
	25	N163-630001-W00	护套(φ 17×1) Nylon sleeve	1	
	26	PKD-180-G00	捆线带 Clamp-band	2	

选配表 7 <Optional Parts List 7 >

序号 Item	A	6
起升高度 Lift Height	代号 Part No.	代号 Part No.
2.5 m	S16B250-900000-000	S16B250-900001-000
2.7 m	S16B270-900000-000	S16B270-900001-000
3.0 m	S16B300-900000-000	S16B300-900006-000
3.3 m	S16B330-900000-000	S16B330-900001-000
3.5 m	S16B350-900000-000	S16B350-900001-000
3.6 m	S16B360-900000-000	S16B360-900001-00S
4.0 m	S16B400-900000-000	S16B400-900001-000
4.3 m	S16B430-900000-000	S16B430-900001-00S
4.5 m	S16B450-900000-000	S16B450-900001-000

图 7-10 第四联油路
Fig. 7-10 The fourth oil way

二级门架
SIMPLEX MAST



序号 Item	代号 Part No.	名称 Description	数量 Qty	备注或适用车型 Remarks Or Serial No.
A	See OPT.Parts List 8	第四联油路 The fourth oil way	1	
1	S16B300-900008-000	滑轮 Pulley wheel	1	
2	S16B300-900007-000	轴套 Shaft sleeve	1	
3	G0097P1-000014-00	垫圈 14 Washer 14	1	
4	G000093-000014-00	垫圈 14 Washer 14	1	
5	G005782-014060-00	螺栓 M14x60 Bolt M14x60	1	
6	See OPT.Parts List 8	胶管总成 Oil pipe asy	2	
7	1.4QN5-800001	螺母 Nut	4	
8	S16B300-900005-000	支板 Bracket	1	
9	G0097P1-000008-00	垫圈 8 Washer 8	2	
10	G000093-000008-00	垫圈 8 Washer 8	2	
11	G005783-008030-00	螺栓 M8x30 Bolt M8x30	2	
12	S16B300-901000T	接头支座 Connection seat	1	
13	S16B300-900013-000	胶管接头 Oil pipe asy	1	
14	JS160-660200-00	胶管接头 Oil pipe asy	1	

选配表 8 <Optional Parts List8 >

序号 Item	A	6
起升高度 Lift Height	代号 Part No.	代号 Part No.
2.5 m	S16B250-800000-500	S16B250-900006-000
2.7 m	S16B270-800000-500	S16B270-900006-000
3.0 m	S16B300-800000-500	S16B300-900006-000
3.3 m	S16B330-800000-500	S16B330-900006-000
3.5 m	S16B350-800000-500	S16B350-900006-000
3.6 m	S16B360-800000-500	S16B360-900006-000
4.0 m	S16B400-800000-500	S16B400-900006-000
4.3 m	S16B430-800000-500	S16B430-900006-000
4.5 m	S16B450-800000-500	S16B450-900006-000

图 7-11 起升组件 I
Fig.7-11 Lifting part I

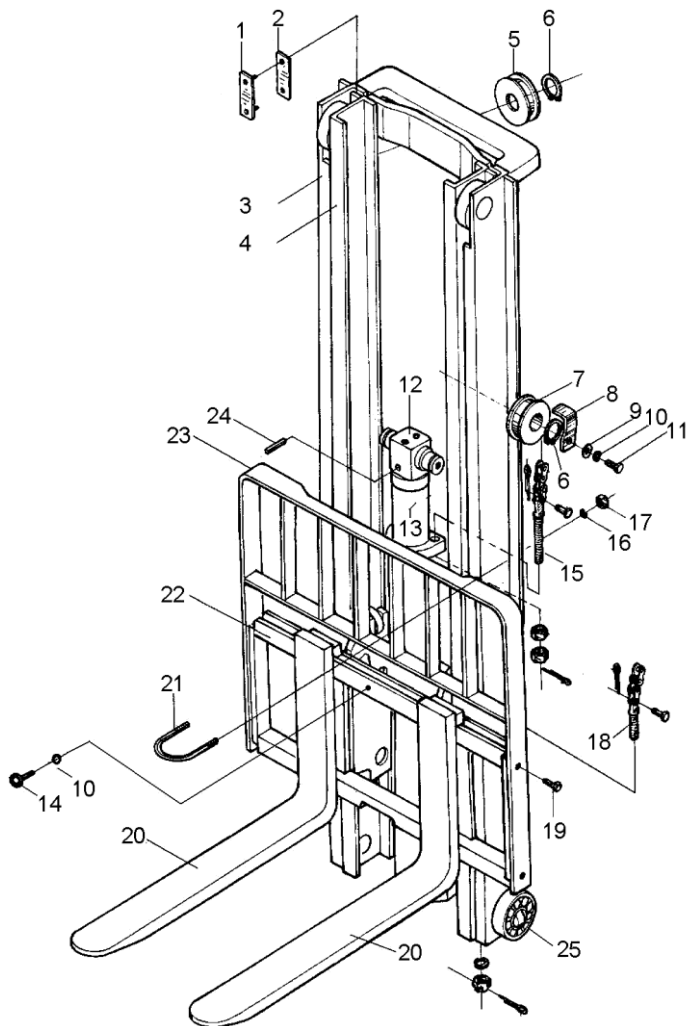
三级门架
TRIPLEX MAST

序号 Item	代号 Part No.	名称 Description	数量 Qty	备注或适用车型 Remarks Or Serial No.
1	N30M300-000015-000	调整垫片 Adjust shim	2	
2	N30M300-000014-000	导轨衬垫 Gasket	2	
3	See OPT.Parts List 9	中门架 Middle mast	1	
4	See OPT.Parts List 9	内门架 Inner mast	1	
5	780708-G00	链轮 Chain wheel	2	
6	G0894P1-000040-00	轴用弹性挡圈-A 型 40 Snap ring 40	2	
7	780708F1-G00	链轮 Chain wheel	2	
8	S16N450-000001-000	链轮护板 Plate	2	
9	G0097P1-000012-00	垫圈 12 Washer 12	2	
10	G000093-000012-00	垫圈 12 Washer 12	3	
11	G005783-012025-00	螺栓 M12×25 Bolt M12×25	2	
12	S16N450-001000-001	链轮座 Chain seat	1	
13	See Fig.7-19	前升降油缸 Front lifting cylinder	1	
14	G005783-012035-00	螺栓 M12×25 Bolt M12×25	1	
15	See Fig.7-15	链条总成 Chain assy	2	1.3-1.6 t

图 7-11 起升组件 I
Fig.7-11 Lifting part I

三级门架
TRIPLEX MAST

序号 Item	代号 Part No.	名称 Description	数量 Qty	备注或适用车型 Remarks Or Serial No.
15	See Fig.7-15	链条总成 Chain	2	1.8-2.0 t
16	G000093-000010-00	垫圈 10 Washer 10	2	
17	G006170-000010-00	螺母 M10 Nut M10	2	
18	See Fig.7-14	链条总成 Chain assy	2	1.3-1.6 t
18	See Fig.7-14	链条总成 Chain assy	2	1.8-2.0 t
19	N30M300-006000-000	螺栓 M14×1.5×30 Bolt M14×1.5×30	4	
20	N15M300-010000-000	货叉总成 Fork assy	2	1.3-1.8 t
20	N25M300-010000-000	货叉总成 Fork assy	2	2.0 t
21	N15N450-000003-000	短缸固定螺栓 Bolt	1	
22	See Fig.7-13	货叉架总成 Fork carriage assy	1	
22	See Fig.7-8	侧移架总成 Side-shifter carriager assy	1	
23	N15M300-020000-002	挡货架 Load bracket	1	
24	G000879-010055-00	销 10×55 Pin 10×55	1	
25	X15M300-004000-G00	复合滚轮组 Complex rolle assy	4	

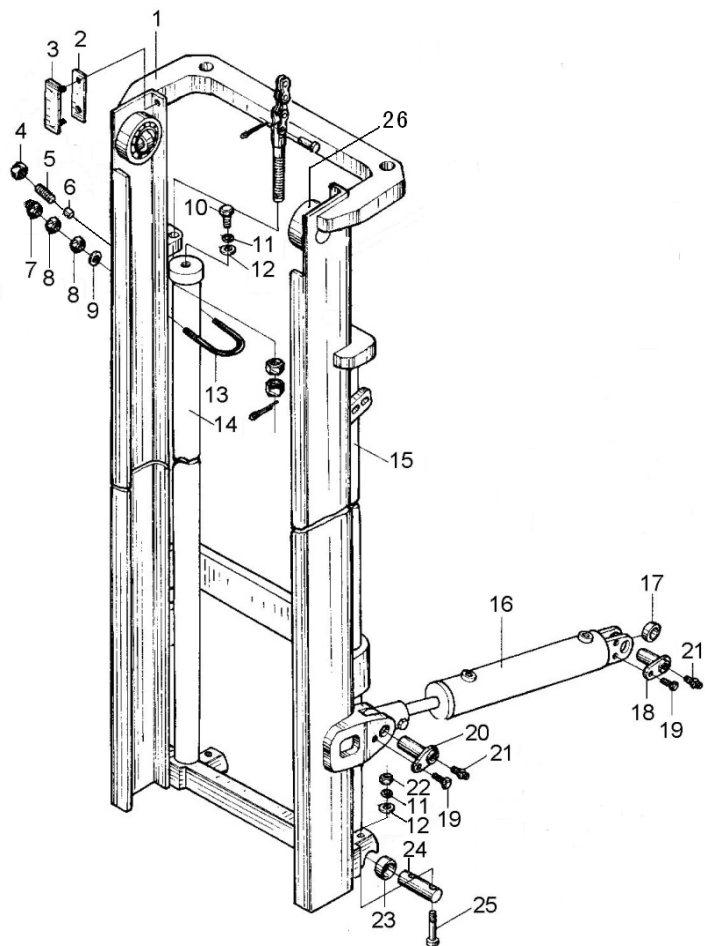


选配表 9 <Optional Parts List 9 >

序号 Item	3	4
起升高度 Lift Height	代号 Part No.	代号 Part No.
4.0 m	S16N400-103000-002	S16N400-102000-002
4.3 m	S16N430-103000-002	S16N430-102000-002
4.5 m	S16N450-103000-002	S16N450-102000-002
4.7 m	S16N470-103000-002	S16N470-102000-002
4.8 m	S16N480-103000-002	S16N480-102000-002
5.0 m	S16N500-103000-002	S16N500-102000-002
5.5 m	S16N550-103000-002	S16N550-102000-002
6.0 m	S16N600-103000-002	S16N600-102000-002
6.5 m	S16N650-103000-002	S16N650-102000-002

图 7-12 起升组件II
Fig.7-12 Lifting part II

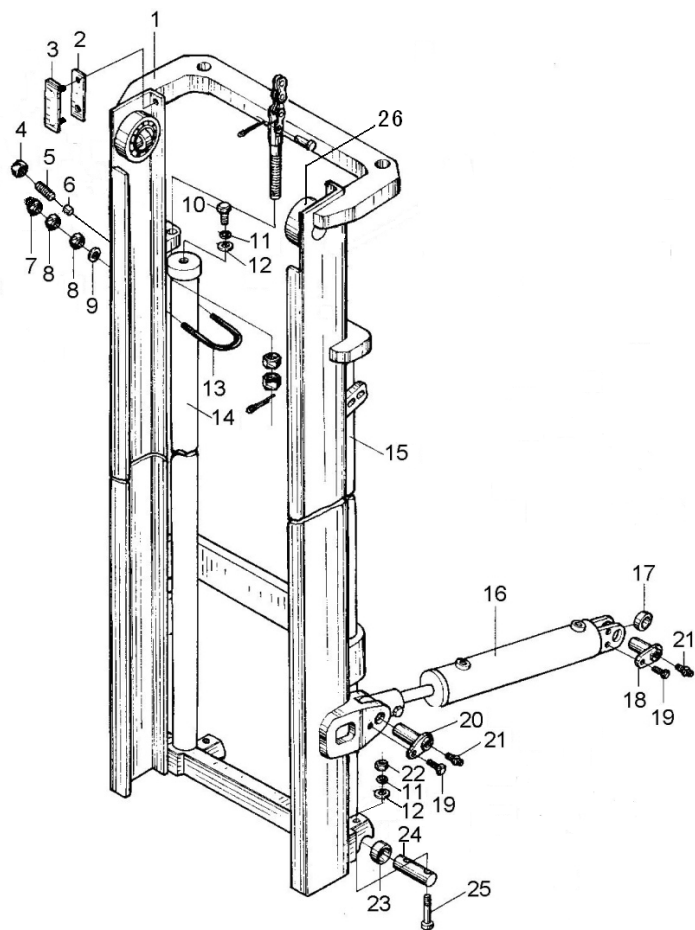
三级门架
TRIPLEX MAST



序号 Item	代号 Part No.	名称 Description	数量 Qty	备注或适用车型 Remarks Or Serial No.
1	See OPT.Parts List 10	外门架 Outside mast	1	
2	N30M300-000015-000	调整垫片 Adjust shim	2	
3	N30M300-000014-000	导轨衬垫 Gasket	2	
4	G006170-000020-00	螺母 M20 Nut M20	2	
5	N30N450-000005-000	螺钉 M20x53 Screw M20x53	2	
6	N30M300-000009-000	塞子 Plug	2	
7	G000923-000008-00	螺母 M8 Nut M8	4	
8	G006170-000008-00	螺母 M8 Nut M8	8	
9	G0097P1-000008-00	垫圈 8 Washer 8	4	
10	S16M300-000001-000	螺栓 M12x1.25x40 Bolt M12x1.25x40	2	
11	G000093-000012-00	垫圈 12 Washer 12	6	
12	G0097P1-000012-00	垫圈 12 Washer 12	6	
13	N15N450-000005-000	U 形螺栓 Bolt	2	
14	See Fig.7-17	右升降油缸 R.H. Lifting cylinder	1	
15	See Fig.7-17	左升降油缸 L.H. Lifting cylinder	1	

图 7-12 起升组件II
Fig.7-12 Lifting part II

三级门架
TRIPLEX MAST



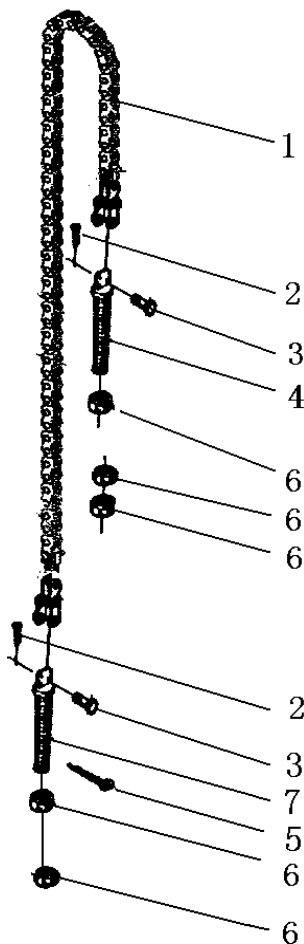
序号 Item	代号 Part No.	名称 Description	数量 Qty	备注或适用车型 Remarks Or Serial No.
16	S16N450-600000-000	倾斜油缸 Tilt cylinder	2	
17	GE30ES-2RS-G00	向心关节轴承 Bearing	2	
18	S16M300-002000-000	销轴 Pin shaft	2	
19	N30M300-004000-000	螺栓 M10×1.25×20 Bolt M10×1.25×20	4	
20	S16M300-002000-000	销轴 Pin shaft	2	
21	G001152-010001-00	油杯 M10×1 Oil cup M10×1	4	
22	G006170-000012-00	螺母 M12 Nut M12	4	
23	HLB-3-3030-G00	无油轴承 Bearing	2	
24	S16M300-000003-000	销轴 Pin shaft	2	
25	G000070-012075-01	螺钉 M12×75 Screw M12×75	4	
26	X15M300-004000-G00	复合滚轮组 Complex rolle assy	2	

选配表 10 <Optional Parts List 10 >

序号 Item	1
起升高度 Lift Height	代号 Part No.
4.0 m	S16N400-101000-002
4.3 m	S16N430-101000-002
4.5 m	S16N450-101000-002
4.7 m	S16N470-101000-002
4.8 m	S16N480-101000-002
5.0 m	S16N500-101000-002
5.5 m	S16N550-101000-002
6.0 m	S16N600-101000-002
6.5 m	S16N650-101000-002

图 7-14 链条总成
Fig.7-14 Chain assy

三级门架
TRIPLEX MAST



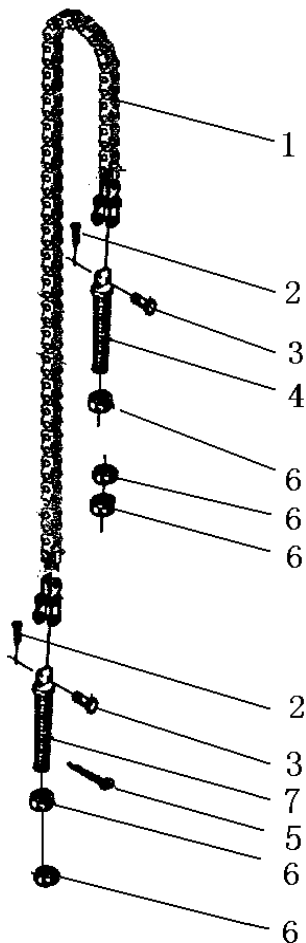
序号 Item	代号 Part No.	名称 Description	数量 Qty	备注或适用车型 Remarks Or Serial No.
A1	See OPT.Parts List 11	链条总成 Chain assy	1	1.3-1.6 t See Fig.7-11 Item 18
A2	See OPT.Parts List 11	链条总成 Chain assy	2	1.8-2.0 t See Fig.7-11 Item 18
1	NO PART NO.	板式 LH1223 Chain LH1223	1	1.3-1.6 t
1	NO PART NO.	板式 LH1234 Chain LH1234	1	1.8-2.0 t
2	G000091-3P2035-00	销 3.2×35 Pin 3.2×35	2	
3	1.5M3H-002002	销轴 Pin shaft	2	1.3-1.6 t
3	N18M300-030003-000	销轴 Pin shaft	2	1.8-2.0 t
4	N15M300-030001-000	链条接头 1 Chain connection 1	1	1.3-1.6 t
4	N18M300-030001-000	链条接头 1 Chain connection 1	1	1.8-2.0 t
5	G000091-004035-00	销 4×35 Pin 4×35	2	
6	G006171-000016-02	螺母 M16×1.5 Nut M16×1.5	5	
7	N15M300-030002-000	链条接头 2 Chain connection 2	1	1.3-1.6 t
7	N18M300-030002-000	链条接头 2 Chain connection 2	1	1.8-2.0 t

选配表 11 <Optional Parts List 11 >

序号 Item	A1	A2
起升高度 Lift Height	代号 Part No.	代号 Part No.
4.0 m	LH-1223093-100	LH-1234093-100
4.3 m	LH-1223097-100	LH-1234097-100
4.5 m	LH-1223101-100	LH-1234101-100
4.7 m	LH-1223103-100	LH-1234103-100
4.8 m	LH-1223107-100	LH-1234107-100
5.0 m	LH-1223109-100	LH-1234109-100
5.5 m	LH-1223119-100	LH-1234119-100
6.0 m	LH-1223129-100	LH-1234129-100
6.5 m	LH-1223141-100	LH-1234141-100

图 7-15 链条总成
Fig.7-15 Chain assy

三级门架
TRIPLEX MAST



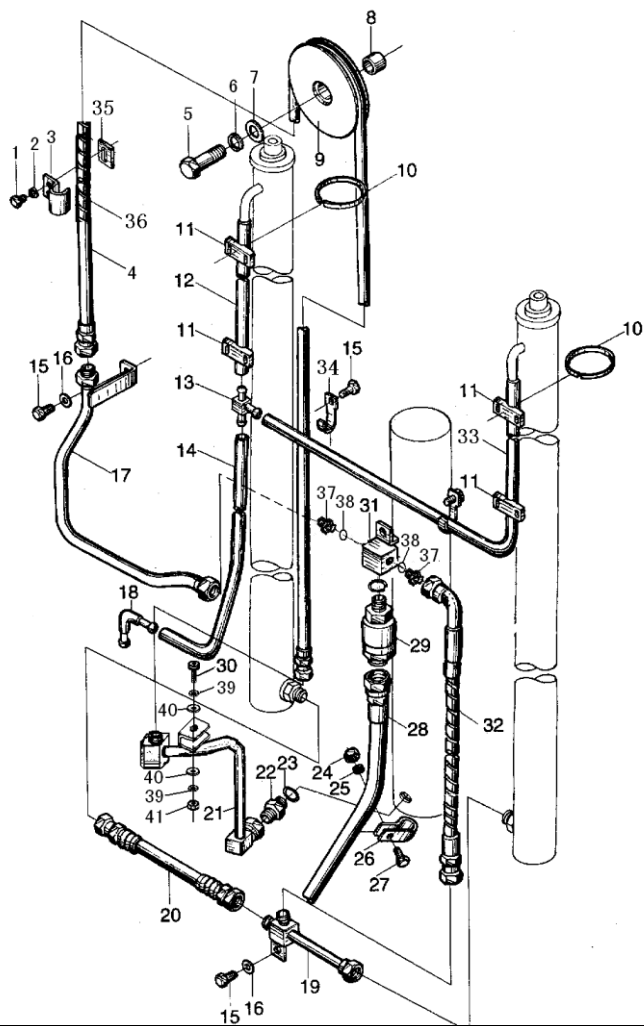
序号 Item	代号 Part No.	名称 Description	数量 Qty	备注或适用车型 Remarks Or Serial No.
A1	See OPT.Parts List 12	链条总成 Chain assy	2	1.3-1.6 t See Fig.7-11 Item 15
A2	See OPT.Parts List 12	链条总成 Chain assy	2	1.8-2.0 t See Fig.7-11 Item 15
1	NO PART NO.	板式 LH1223 Chain LH1223	1	1.3-1.6 t
1	NO PART NO.	板式 LH1234 Chain LH1234	1	1.8-2.0 t
2	G000091-3P2035-00	销 3.2×35 Pin 3.2×35	2	
3	1.5M3H-002002	销轴 Pin shaft	2	1.3-1.6 t
3	N18M300-030003-000	销轴 Pin shaft	2	1.8-2.0 t
4	N15M300-030001-000	链条接头 1 Chain connection 1	1	1.3-1.6 t
4	N18M300-030001-000	链条接头 1 Chain connection 1	1	1.8-2.0 t
5	G000091-004035-00	销 4×35 Pin 4×35	2	
6	G006171-000016-02	螺母 M16×1.5 Nut M16×1.5	5	
7	N15M300-030002-000	链条接头 2 Chain connection 2	1	1.3-1.6 t
7	N18M300-030002-000	链条接头 2 Chain connection 2	1	1.8-2.0 t

选配表 12 <Optional Parts List 12 >

序号 Item	A1	A2
起升高度 Lift Height	代号 Part No.	代号 Part No.
4.0 m	LH-1223061-100	LH-1234061-100
4.3 m	LH-1223065-100	LH-1234065-100
4.5 m	LH-1223067-100	LH-1234067-100
4.7 m	LH-1223069-100	LH-1234069-100
4.8 m	LH-1223069-100	LH-1234069-100
5.0 m	LH-1223071-100	LH-1234071-100
5.5 m	LH-1223075-100	LH-1234075-100
6.0 m	LH-1223079-100	LH-1234079-100
6.5 m	LH-1223083-100	LH-1234083-100

图 7-16 起升油路
Fig.7-16 Lifting circuit

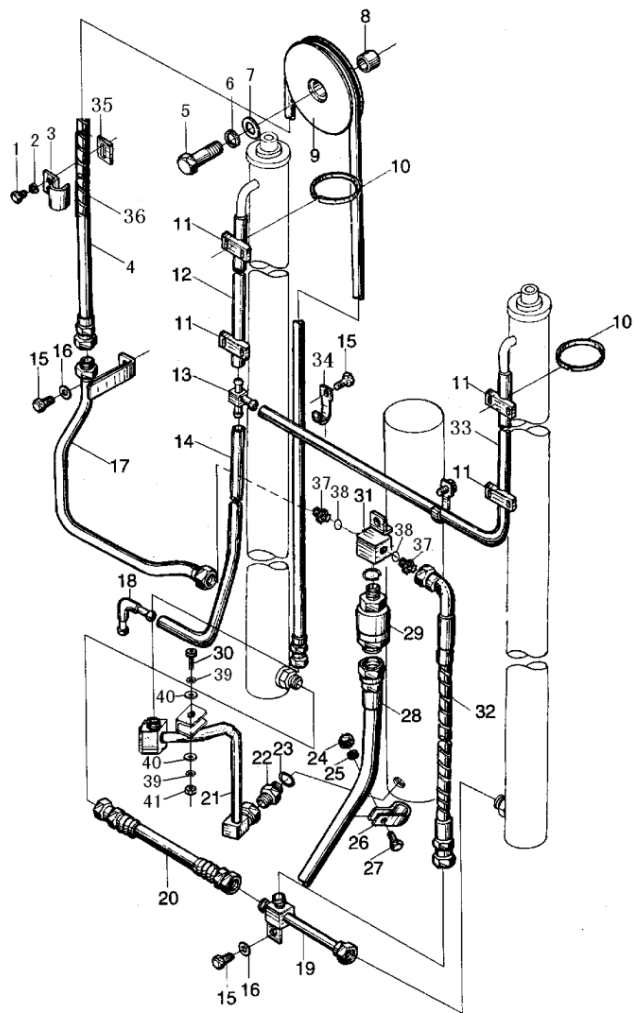
三级门架
TRIPLEX MAST



序号 Item	代号 Part No.	名称 Description	数量 Qty	备注或适用车型 Remarks Or Serial No.
1	G005783-006016-00	螺栓 M6×16 Bolt M6×16	2	
2	G000093-000006-00	垫圈 6 Washer 6	2	
3	3M3H-700003	管夹 Clip	1	
4	See OPT.Part 13	胶管接头 Rubber pipe connection	1	
5	G005782-014055-00	螺栓 M14×55 Bolt M14×55	1	
6	G000093-000014-00	垫圈 14 Washer 14	1	
7	G0097P1-000014-00	垫圈 14 Washer 14	1	
8	N15N450-200021-000	轴套 Shaft sleeve	1	
9	1.5N4.5H-200005A	滑轮 Pulley wheel	1	
10	GT-3001-G00	通用尼龙扎带 Clamp-band	4	
11	N30M300-700002-000	镶边 Band	4	
12	See OPT.Part 13	回油管 φ 14.5/φ 9.5 Return oil pipe	1	
13	N30M300-700005-000	三通接头 Tee Connection	1	
14	S16N450-200001-000	回油管 φ 14.5/φ 9.5 Return oil pipe	1	
15	N30M300-003000-000	螺栓 M8×1.25×16 Bolt M8×1.25×16	5	

图 7-16 起升油路
Fig.7-16 Lifting circuit

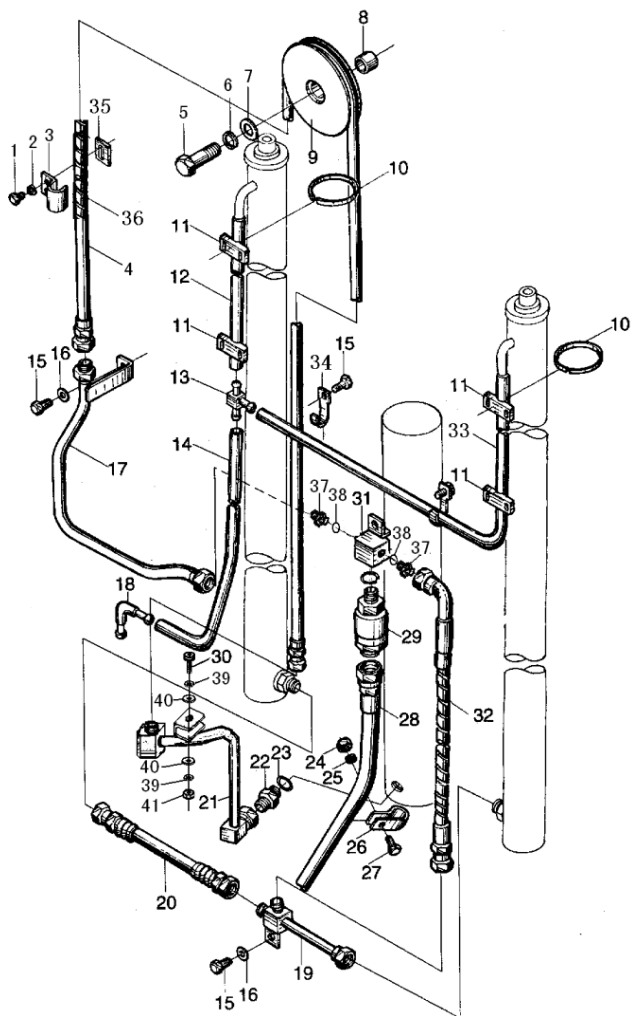
三级门架
TRIPLEX MAST



序号 Item	代号 Part No.	名称 Description	数量 Qty	备注或适用车型 Remarks Or Serial No.
16	G0097P1-000008-00	垫圈 8 Washer 8	1	
17	S16N450-204000-002	弯管接头 Connection	1	
18	N15M300-700010-000	接头 Connection	1	
19	S16N450-205000-003	三通接头 Tee connection	1	
20	S16N450-201000-000	油管 Rubber pipe connection	1	
21	S16N450-202000-002	硬管接头 Connection	1	
22	SH16N450-200007-000	直通接头 Nipple	1	
23	J000982-000022-00	垫圈 22 Washer 22	1	
24	G006170-000008-00	螺母 M8 Nut M8	1	
25	G000093-000008-00	垫圈 8 Washer 8	1	
26	S16M300-700005-000	管夹 Clip	1	
27	G005783-008016-00	螺栓 M8×16 Bolt M8×16	1	
28	S16M300-702000-000	胶管总成 Rubber pipe	1	
29	N15M300-702000-000	限速阀 Speed limiting valve	1	
30	G000070-010035-00	螺钉 M10×35 Screw M10×35	1	

图 7-16 起升油路
Fig.7-16 Lifting circuit

三级门架
TRIPLEX MAST



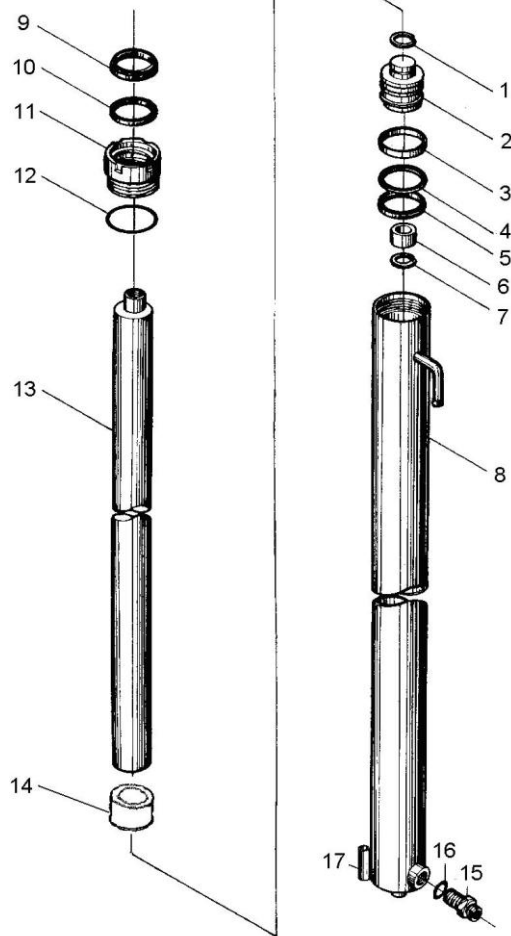
序号 Item	代号 Part No.	名称 Description	数量 Qty	备注或适用车型 Remarks Or Serial No.
31	S16N450-203000-001	三通接头 Tee connection	1	
32	S16N450-200006-002	胶管接头 Rubber pipe	1	
33	See OPT.Part 13	回油管 $\phi 14.5 \times \phi 9.5$ Return oil pipe	1	
34	S16M300-700003-000	管夹 Clip	2	
35	2.5N4.5H-200013	垫块 Block	1	
36	2.5N4.5H-200014-W00	护套 ($\phi 17 \times 1$) Rubber	1	
37	3N4.5H-200001	直通管接头 Nipple	2	
38	J000982-000018-00	垫圈 18 Washer 18	2	
39	G000093-000010-00	垫圈 10 Washer 10	2	
40	G0097P1-000010-00	垫圈 10 Washer 10	2	
41	G006170-000010-00	螺母 M10 Nut M10	2	

选配表 13 <Optional Parts List 13 >

序号 Item	4	12	33
起升高度 Lift Height	代号 Part No.	代号 Part No.	代号 Part No.
4.0 m	S16N400-200004-002	S16N400-200003-000	S16N400-200002-000
4.3 m	S16N430-200004-002	S16N430-200003-000	S16N430-200002-000
4.5 m	S16N450-200004-002	S16N450-200003-000	S16N450-200002-000
4.7 m	S16N470-200004-002	S16N470-200003-000	S16N470-200002-000
4.8 m	S16N480-200004-002	S16N480-200003-000	S16N480-200002-000
5.0 m	S16N500-200004-002	S16N500-200003-000	S16N500-200002-000
5.5 m	S16N550-200004-002	S16N550-200003-000	S16N550-200002-000
6.0 m	S16N600-200004-002	S16N600-200003-000	S16N600-200002-000
6.5 m	S16N650-200004-002	S16N650-200003-000	S16N650-200002-000

图 7-17 左/右升降油缸
Fig.7-17 L.H. /R.H. Lifting cylinder

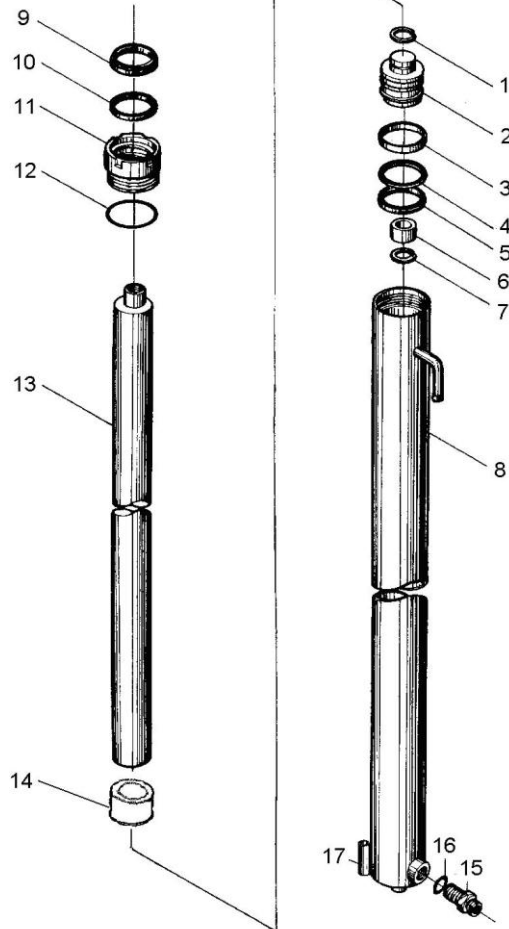
三级门架
TRIPLEX MAST



序号 Item	代号 Part No.	名称 Description	数量 Qty	备注或适用车型 Remarks Or Serial No.
A	See OPT.Part 14	右升降油缸 R.H. Lifting cylinder	1	
B	See OPT.Part 14	左升降油缸 L.H. Lifting cylinder	1	
1	G0895P1-000021-00	挡圈 21 Snap ring 21	1	
2	N15M300-400002-W00	活塞 Piston	1	
3	N15M300-400003-W00	支承圈 Support ring	1	
4	N15M300-400004-W00	保护圈 Ring	1	
5	B7045CP5008-G00	B7 密封圈 D45 B7-seal ring D45	1	
6	N15M300-400005-W00	阀套 Sleeve	1	
7	G0895P1-000025-00	挡圈 25 Snap ring 25	1	
8	See OPT.Part 14	缸体 Cylinder body	1	
9	AF035AZ5071-G00	AF 防尘圈 d35 AF-dustproof ring d35	1	
10	B3035BP5008-G00	B3 密封圈 d35 B3-seal ring d35	1	
11	N15M300-402000-W00	导向套 Guide sleeve	1	
12	2-133N674-G00	O 形密封圈 45.69×2.62 O-Ring 45.69×2.62	1	
13	See OPT.Part 13	活塞杆 Piston rod	1	

图 7-17 左/右升降油缸
Fig.7-17 L.H./R.H. Lifting cylinder

三级门架
TRIPLEX MAST



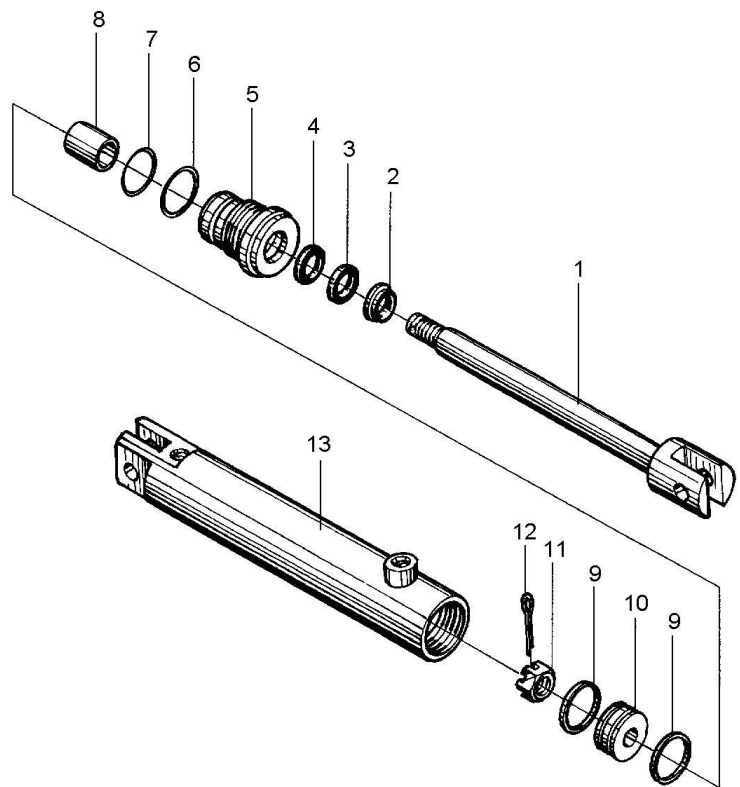
序号 Item	代号 Part No.	名称 Description	数量 Qty	备注或适用车型 Remarks Or Serial No.
14	See OPT.Part 14	隔套 Bush	1	
15	N15M300-403000-W00	油嘴组件 Nozzle valve assy	1	
16	JISB2401-P14-G00	O 形密封圈 P14 O-Ring P14	1	
17	G000119-010030-00	销 10×30 Pin 10×30	1	
K	S16N450-4/5-000-KIT	升降油缸修理包 Seal kit	1	INC: 5,9,10,12,16

选配表 14 <Optional Parts List 14 >

序号 Item	A	B	8 (R.H.)	8 (L.H.)	13	14
起升高度 Lift Height	代号 Part No.	代号 Part No.	代号 Part No.	代号 Part No.	代号 Part No.	代号 Part No.
4.0 m	S16N400-400000-000	S16N400-500000-000	S16N400-401000-W00	S16N400-501000-W00	S16N400-400001-W00	Without part 14
4.3 m	S16N430-400000-000	S16N430-500000-000	S16N430-401000-W00	S16N430-501000-W00	S16N430-400001-W00	Without part 14
4.5 m	S16N450-400000-000	S16N450-500000-000	S16N450-401000-W00	S16N450-501000-W00	S16N450-400001-W00	Without part 14
4.7 m	S16N470-400000-000	S16N470-500000-000	S16N470-401000-W00	S16N470-501000-W00	S16N470-400001-W00	Without part 14
4.8 m	S16N480-400000-000	S16N480-500000-000	S16N480-401000-W00	S16N480-501000-W00	S16N480-400001-W00	Without part 14
5.0 m	S16N500-400000-000	S16N500-500000-000	S16N500-401000-W00	S16N500-501000-W00	S16N500-400001-W00	Without part 14
5.5 m	S16N550-400000-000	S16N550-500000-000	S16N550-401000-W00	S16N550-501000-W00	S16N550-400001-W00	Without part 14
6.0 m	S16N600-400000-000	S16N600-500000-000	S16N600-401000-W00	S16N600-501000-W00	S16N600-400001-W00	S16N600-400002-W00
6.5 m	S16N650-400000-000	S16N650-500000-000	S16N650-401000-W00	S16N650-501000-W00	S16N650-400001-W00	S16N650-400002-W00

图 7-18 侧移油缸
Fig.7-18 Side-shifter cylinder

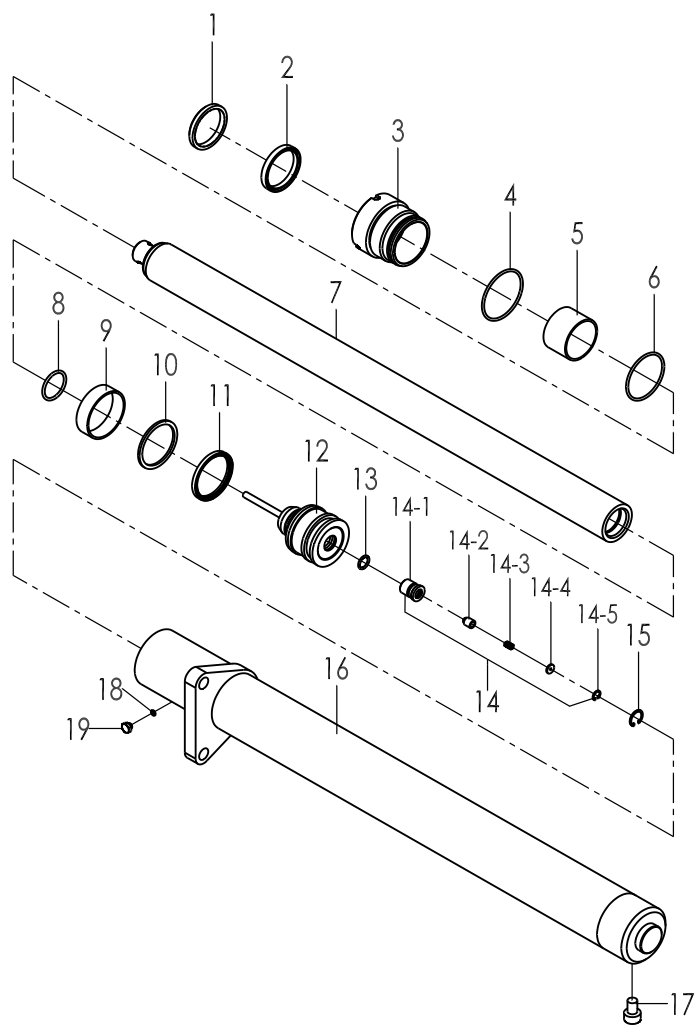
二级门架/二级全自由门架/三级门架
SIMPLEX MAST/ DUPLEX MAST/ TRIPLEX MAST



序号 Item	代号 Part No.	名称 Description	数量 Qty	备注或适用车型 Remarks Or Serial No.
A	S16V450-303000-000	侧移油缸 Side-shifter cylinder	1	
1	S16V450-303200-000	活塞杆 Piston rod	1	
2	CK-025-G00	CK 防尘圈 d25 Dustproof d25	1	
3	CKG-025-G00	CKG 密封圈 d25 Seal ring d25	1	
4	CKS-0250-G00	CKS 密封圈 d25 Seal ring d25	1	
5	2025N4.5-133002	导向套 Guide sleeve	1	
6	G001235-005603P5-00	O 形密封圈 56x3.5 O-Ring 56x3.5	1	
7	G001235-005003P5-00	O 形密封圈 50x3.5 O-Ring 50x3.5	1	
8	2025N4.5-133001	含油油衬 Oil seal	1	
9	3-22-00-10	活塞环 Piston ring	2	
10	3-22-00-03	活塞 Piston	1	
11	3-22-00-02	六角槽形螺母 Nut	1	
12	G000091-004035-00	销 4x35 Pin 4x35	1	
13	S16V450-303100-000	油缸体 Cylinder body	1	
K	S16V450-303-000-KIT	侧移油缸修理包 Seal kit	1	INC: 2,3,4,6,7

图 7-19 前升降油缸
Fig.7-19 Front lifting cylinder

三级门架 TRIPLEX MAST

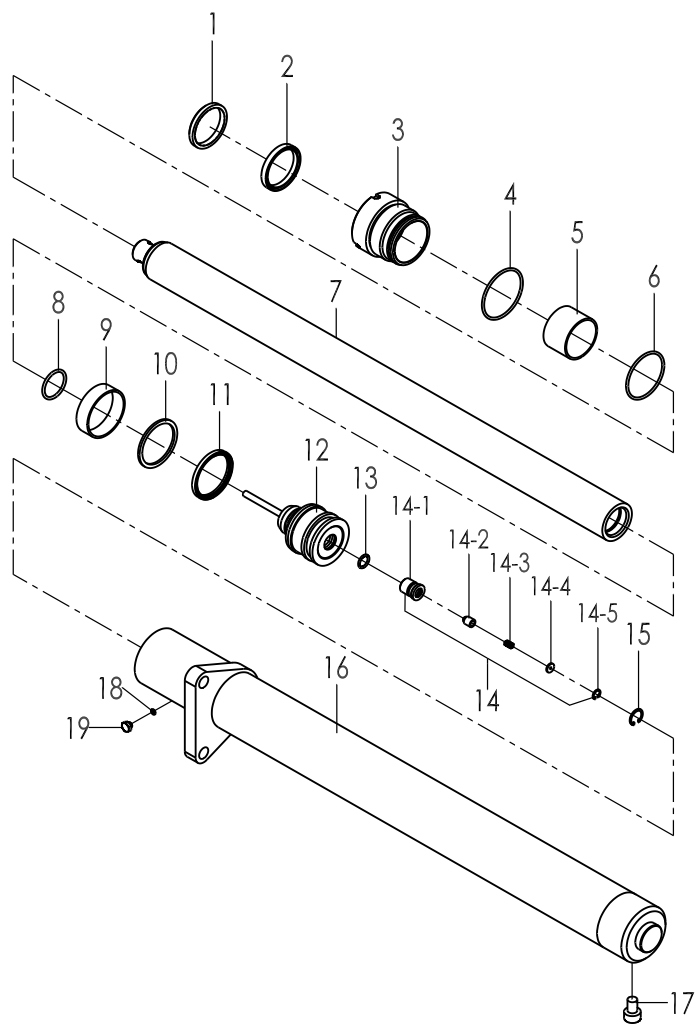


序号 Item	物料码 Part No.	名称 Description	数量 Qty	备注或适用车型 Remarks Or Serial No.
A	See OPT.Parts List 15	前升降油缸 Front lifting cylinder	1	
1	CL0104C0-G00	LBH 防尘圈 d55 Dust seal ring d55	1	
2	FU0694K0-G00	ISI 密封圈 d55 SI-seal ring d55	1	
3	1.6DJU2.5-700001-W00	导向套 Guide sleeve	1	
4	G001235-007503P1-00	O 形密封圈 75x3.1 O-Ring 75x3.1	1	
5	1.6DJN4-700002-W00	复合衬套 5540 Sleeve 5540	1	
6	G001235-007003P1-00	O 形密封圈 70x3.1 O-Ring 70x3.1	1	
7	See OPT.Parts List 15	活塞杆 Piston rod	1	
8	1.6DJU2.5-700003-W00	钢丝挡圈 φ3.4 wire ring φ3.4	1	
9	1.6DJN4-700003-W00	WR 抗磨环 75x65x20 Wear Ring 75x65x20	1	
10	1.6DJU2.5-700009-W00	保护圈 70x60x3 protection ring 70x60x3	1	
11	FU0846L0-G00	OSI 密封圈 d70 OSI-seal ring d70	1	
12	1.6DJU2.5-700004-W00	活塞 Piston	1	
13	G001235-002602P4-00	O 形密封圈 26x3.4 O-Ring 26x3.4	1	

注：序号 7,8,12, 组装后为不可拆分整体, 用户订购时应订购整个组合件。
Notice: No. 7,8,12, after the assy, it's a whole, also, when user order.

图 7-19 前升降油缸
Fig.7-19 Front lifting cylinder

三级门架 TRIPLEX MAST



序号 Item	物料码 Part No.	名称 Description	数量 Qty	备注或适用车型 Remarks Or Serial No.
14	RC25N450-803000-W00	单向阀 check valve	1	INC:14-1、14-2、14-3、14-4、14-5
14-1	NO PART NO	隔套 Sleeve	1	Not single supply
14-2	NO PART NO	滑芯 Spool	1	Not single supply
14-3	NO PART NO	弹簧 Spring	1	Not single supply
14-4	NO PART NO	挡片 Shutter	1	Not single supply
14-5	G0893P1-000013-00	孔用弹性挡圈-A型 13 Snap shim 13	1	Not single supply
15	G0893P1-000022-00	孔用弹性挡圈-A型 22 Snap shim 22	1	
16	See OPT.Parts List 15	缸体 Cylinder body	1	
17	RC25N450-802000-W00	安全阀 safety valve	1	
18	J000982-000010-00	垫圈 10 Washer 10	1	
19	2.5CDJ-32-00-07	放气螺塞 Plug	1	
K	S16N450-8-002 -KIT	前升降油缸修理包 Seal kit	1	INC: 1,2,4,6,11,13

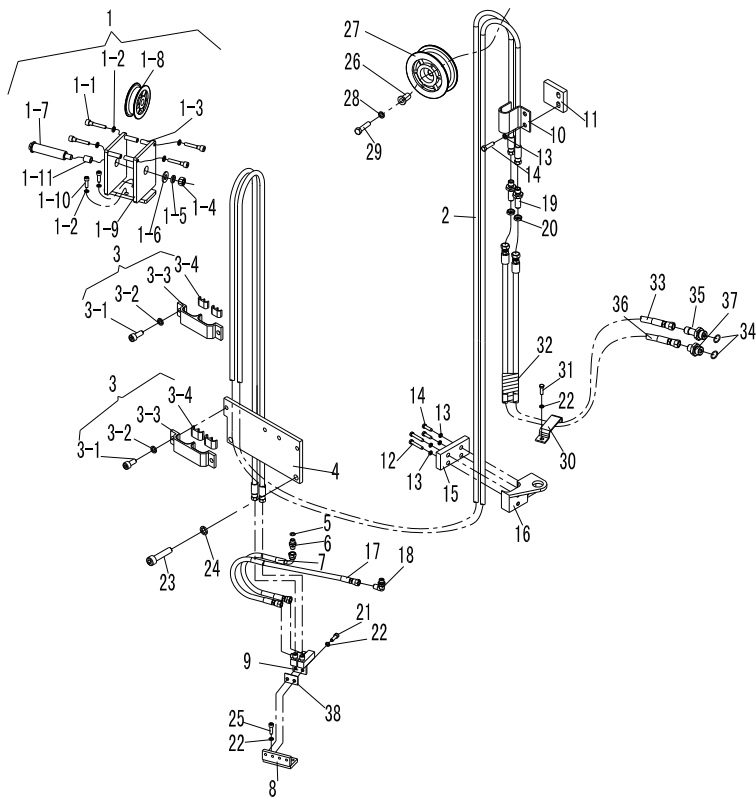
注：序号 7,8,12, 组装后为不可拆分整体, 用户订购时应订购整个组合件。
Notice: No. 7,8,12, after the assy, it's a whole, also, when user order.

选配表 15 <Optional Parts List 15>

序号 Item	A	7	16
起升高度 Lift Height	物料码 Part No.	物料码 Part No.	物料码 Part No.
4000 mm	S16N400-800000-002	S16N400-801000-W02	S16N400-802000- W02
4300 mm	S16N430-800000-002	S16N430-801000-W02	S16N430-802000- W02
4500 mm	S16N450-800000-002	S16N450-801000-W02	S16N450-802000- W02
4700 mm	S16N470-800000-002	S16N470-801000-W02	S16N470-802000- W02
4800 mm	S16N480-800000-002	S16N480-801000- W02	S16N480-802000- W02
5000 mm	S16N500-800000-002	S16N500-801000- W02	S16N500-802000- W02
5500 mm	S16N550-800000-002	S16N550-801000- W02	S16N550-802000- W02
6000 mm	S16N600-800000-002	S16N600-801000- W02	S16N600-802000- W02
6500 mm	S16N650-800000-002	S16N650-801000- W02	S16N650-802000- W02

图 7-20 侧移油路
Fig.7-20 Side-shifter circuit

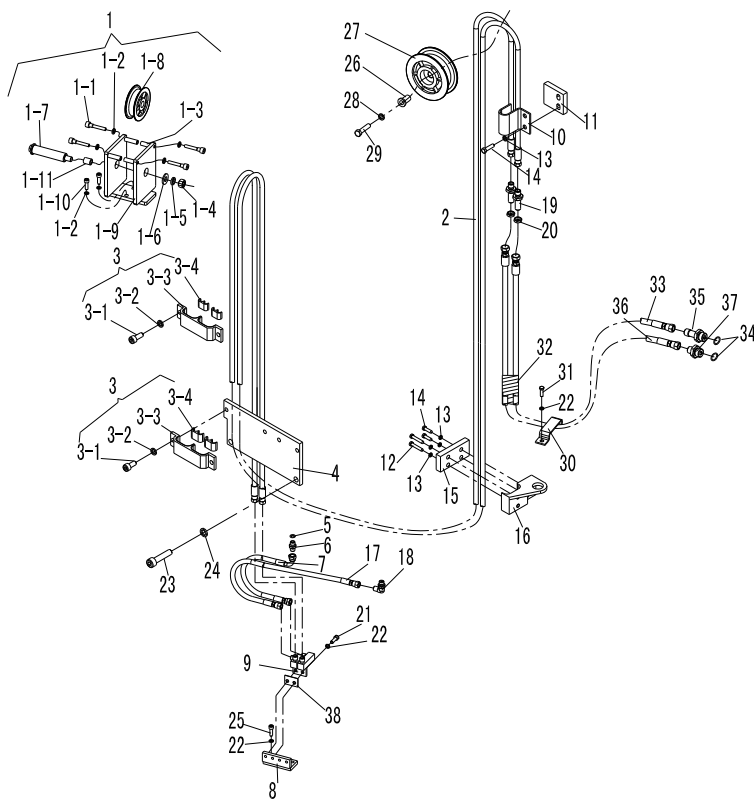
三级门架 TRIPLEX MAST



序号 Item	物料码 Part No.	名称 Description	数量 Qty	备注或适用车型 Remarks Or Serial No.
A	See OPT.Parts List 16	侧移油路 Side-shifter circuit	1	
1	S16V450-910000-001	滑轮支架总成 Pulley bracket assy	1	INC:1-1~1-10
1-1	X15V450-900001-000	螺钉 Screw	4	
1-2	G000093-000010-00	垫圈 10 Washer 10	6	
1-3	X15V450-900002-000	套 cover	4	
1-4	G006170-000014-00	螺母 M14 Nut M14	1	
1-5	G000093-000014-00	垫圈 14 Washer 14	1	
1-6	J25B300-900005-000	垫圈 Washer	1	
1-7	X15V450-900007-000	滑轮轴 Pulley shaft	1	
1-8	S16V450-910001-001	滑轮 Pulley	2	
1-9	S16V450-911000-001	支架 Bracket	1	
1-10	G000070-010025-00	螺钉 M10x25 Screw M10x25		
1-11	X15V450-900016-000	套 cover	1	
2	See OPT.Parts List 16	胶管接头 Hose	2	
3	S16V450-903000-001	管夹组件 Clip assy	2	INC:3-1 ~3-4

图 7-20 侧移油路
Fig.7-20 Side-shifter circuit

三级门架 TRIPLEX MAST

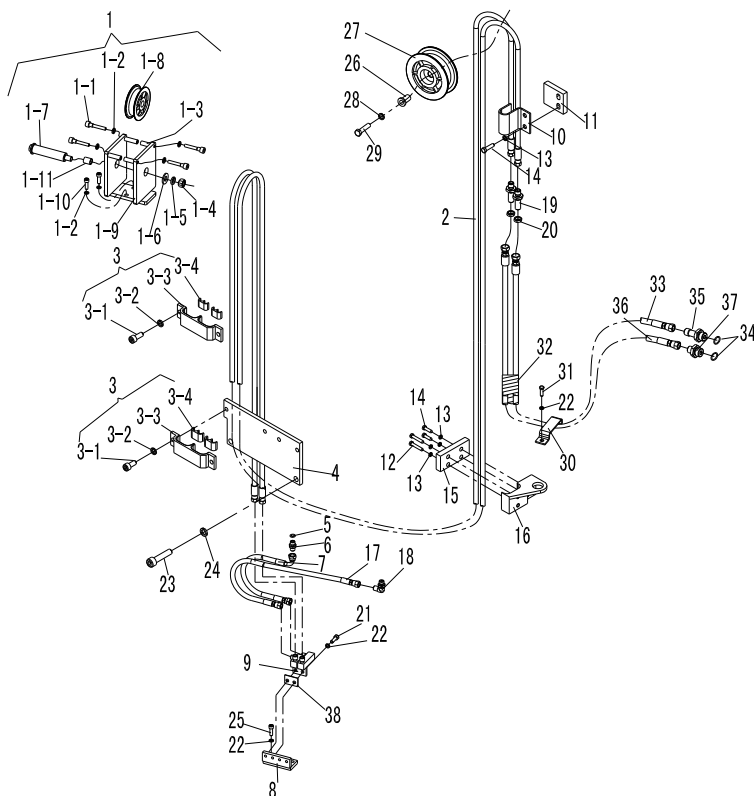


序号 Item	物料码 Part No.	名称 Description	数量 Qty	备注或适用车型 Remarks Or Serial No.
3-1	G000070-008016-00	螺钉 M8×16 Screw M8×16	4	
3-2	G000093-000008-00	垫圈 8 Washer 8	4	
3-3	S16V450-903001-001	管夹 Clip	2	
3-4	S16V450-903002-001	橡胶垫 Rubber pad	2	
4	S16V450-900025-001	固定板 Fixed plate	1	
5	JISB2401-P11-G00	O 形密封圈 P11 O-ring P11	1	
6	S16B300-900011-000	直通接头 Connector	1	
7	X25V450-900004-001	胶管接头 Hose	1	
8	X15V450-905000-000	固定支座 Fixed bearing	1	
9	X15V450-907000-000	接头支座 Joint bearing	1	
10	S16V450-900013-000	管夹 Clip	1	
11	S16N450-200009-000	垫块 Pad	1	
12	G005783-006030-00	螺栓 M6×30 Bolt M6×30	2	
13	G000093-000006-00	垫圈 6 Washer 6	6	
14	G005783-006016-00	螺栓 M6×16 Bolt M6×16	4	

图 7-20 侧移油路

Fig.7-20 Side-shifter circuit

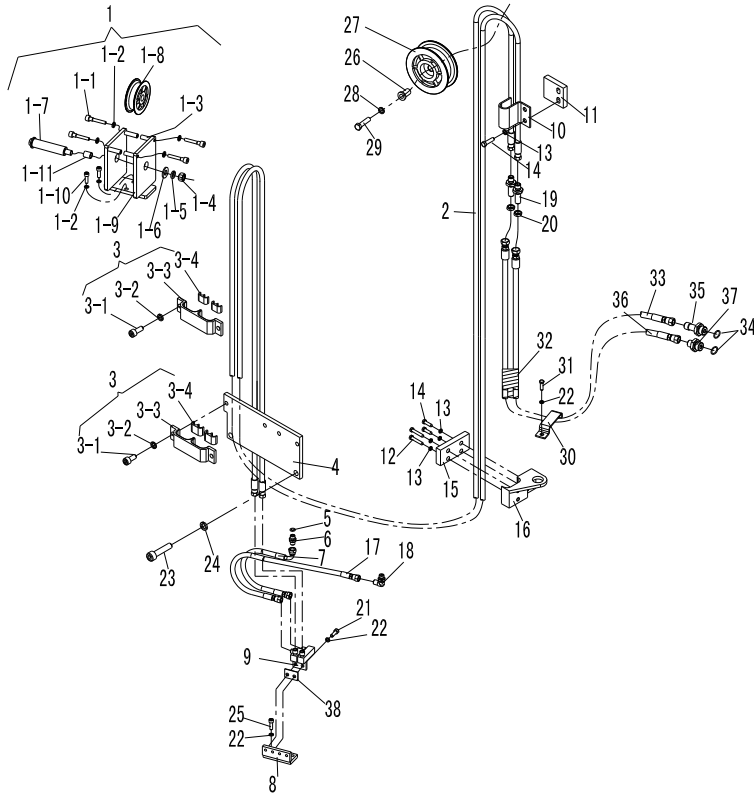
三级门架 TRIPLEX MAST



序号 Item	物料码 Part No.	名称 Description	数量 Qty	备注或适用车型 Remarks Or Serial No.
15	S16V450-900019-000	固定板 Fixed plate	1	
16	S16V450-900018-000	固定支座 Fixed bearing	1	
17	X25V450-900005-001	胶管接头 Hose	1	
18	N163-620800-000	90°管接头 Elbow	1	
19	S16V450-900024-001	直通接头 Connector	2	
20	1.4QN5-800001	螺母 Nut	2	
21	G000070-008020-00	螺钉 M8×20 Screw M8×20	2	
22	G000093-000008-00	垫圈 8 Washer 8	5	
23	G000070-010020-00	螺钉 M10×20 Screw M10×20	2	
24	G000093-000010-00	垫圈 10 Washer 10	2	
25	G000070-008025-00	螺钉 M8×25 Screw M8×25	2	
26	S16B300-900007-000	轴套 Sleeve	1	
27	S16V450-900014-000	滑轮 Pulley	1	
28	G000093-000014-00	垫圈 14 Washer 14	1	
29	G005782-014060-00	螺栓 M14×60 Bolt M14×60	1	

图 7-20 侧移油路
Fig.7-20 Side-shifter circuit

三级门架 TRIPLEX MAST



序号 Item	物料码 Part No.	名称 Description	数量 Qty	备注或适用车型 Remarks Or Serial No.
30	S16V450-900021-001	固定夹 Fixed clip	1	
31	G005783-008020-00	螺栓 M8×20 Bolt M8×20	1	
32	N163-630001-W00	护套(φ17×1) Rubber (φ17×1)	1	
33	S16V450-900022-001	胶管总成 Hose	1	
34	G001235-002202P4-00	O 形密封圈 22×2.4 O-ring 22×2.4	2	
35	S16B300-900003-000	直通接头 Connector	1	
36	S16V450-900023-001	胶管总成 Hose	1	
37	S16B300-900002-000	直通接头 Connector	1	
38	S16V450-800005-000	垫片 Shim	1	非内置式 Non-built-in

选配表 16 <Optional Parts List List 16 >

序号 Item	A	2
起升高度 Lift Height	物料码 Part No.	物料码 Part No.
4000 mm	S16V400-900000-001	S16V400-900012-002
4300 mm	S16V430-900000-001	S16V430-900012-002
4500 mm	S16V450-900000-001	S16V450-900012-002
4700 mm	S16V470-900000-001	S16V470-900012-002
4800 mm	S16V480-900000-001	S16V480-900012-002
5000 mm	S16V500-900000-001	S16V500-900012-002
5500 mm	S16V550-900000-001	S16V550-900012-002
6000 mm	S16V600-900000-001	S16V600-900012-002
6500 mm	S16V650-900000-001	S16V650-900012-002

图 7-21 第四联油路
Fig. 7-21 The fourth oil way

三级门架 TRIPLEX MAST

序号 Item	物料码 Part No.	名称 Description	数量 Qty	备注或适用车型 Remarks Or Serial No.
A	See OPT.Parts List 17	第四联油路 The fourth oil way	1	
1	S16V450-910001-001	滑轮 Pulley	2	
2	See OPT.Parts List 17	胶管接头 Hose	1	
3	See OPT.Parts List 17	胶管接头 Hose	1	
4	S16V450-801000-500	管夹组件 Clip assy	2	INC:4-1 ~ 4-4
4-1	G000070-008035-00	螺钉 M8×35 Screw M8×35	2	
4-2	G000093-000008-00	垫圈 8 Washer 8	2	
4-3	S16V450-801001-500	管夹 Clip	2	
4-4	S16V450-801002-500	橡胶垫 Rubber pad	2	
5	X15V450-807000-000	接头支座 Joint bearing	1	内置式 Built-in
	X15V450-808000-000	接头支座 Joint bearing	1	非内置式 Non-built-in
6	S16V450-802000-000	钢油管 Oil pipe assy	1	
7	S16V450-820000-000	滑轮支架总成 Pulley bracket assy	1	INC:7-1 ~ 7-7
7-1	G000070-010020-00	螺钉 M10×20 Screw M10×20	2	
7-2	G000093-000010-00	垫圈 10 Washer 10	2	

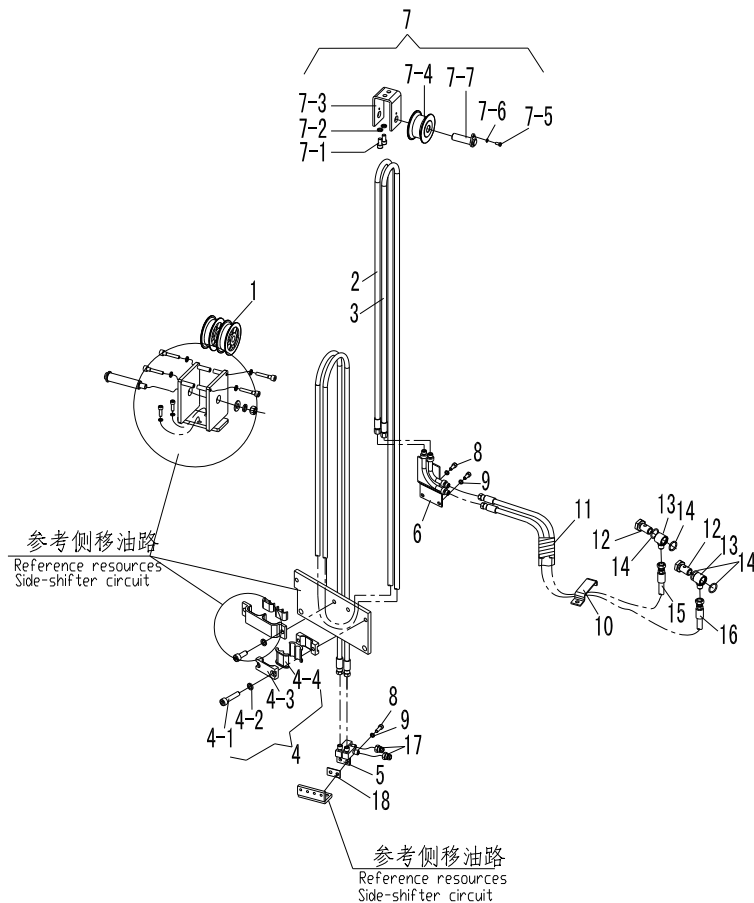


图 7-21 第四联油路
Fig. 7-21 The fourth oil way

三级门架 TRIPLEX MAST

	序号 Item	物料码 Part No.	名称 Description	数量 Qty	备注或适用车型 Remarks Or Serial No.
	7-3	X25V450-800006-001	滑轮支架 Bracket	1	
	7-4	X25V450-800014-001	滑轮 Pulley	1	
	7-5	G005783-006012-00	螺栓 M6×12 Bolt M6×12	1	
	7-6	G000093-000006-00	垫圈 6 Washer 6	1	
	7-7	X25V450-801000-001	销轴 Pin shaft	1	
	8	G000070-008020-00	螺钉 M8×20 Screw M8×20	4	
	9	G000093-000008-00	垫圈 8 Washer 8	4	
	10	S16V450-800006-000	固定夹 Fixed clip	1	
	11	N163-630001-W00	护套(φ17×1) Rubber (φ17×1)	1	
	12	3-60-00-02	铰接螺栓 Bolt	2	
	13	30DH-600010	铰接接头体 Connector	2	
	14	G001235-002602P4-00	O 形密封圈 26×2.4 O-ring 26×2.4	4	
	15	S16V450-800001-000	胶管接头 Hose	1	
	16	S16V450-800002-000	胶管接头 Hose	1	
	17	RC25V450-805000-000	闷盖 Cover	2	

图 7-21 第四联油路
Fig. 7-21 The fourth oil way

三级门架 TRIPLEX MAST

序号 Item	物料码 Part No.	名称 Description	数量 Qty	备注或适用车型 Remarks Or Serial No.
18	S16V450-800005-000	垫片 Shim	1	非内置式 Non-built-in

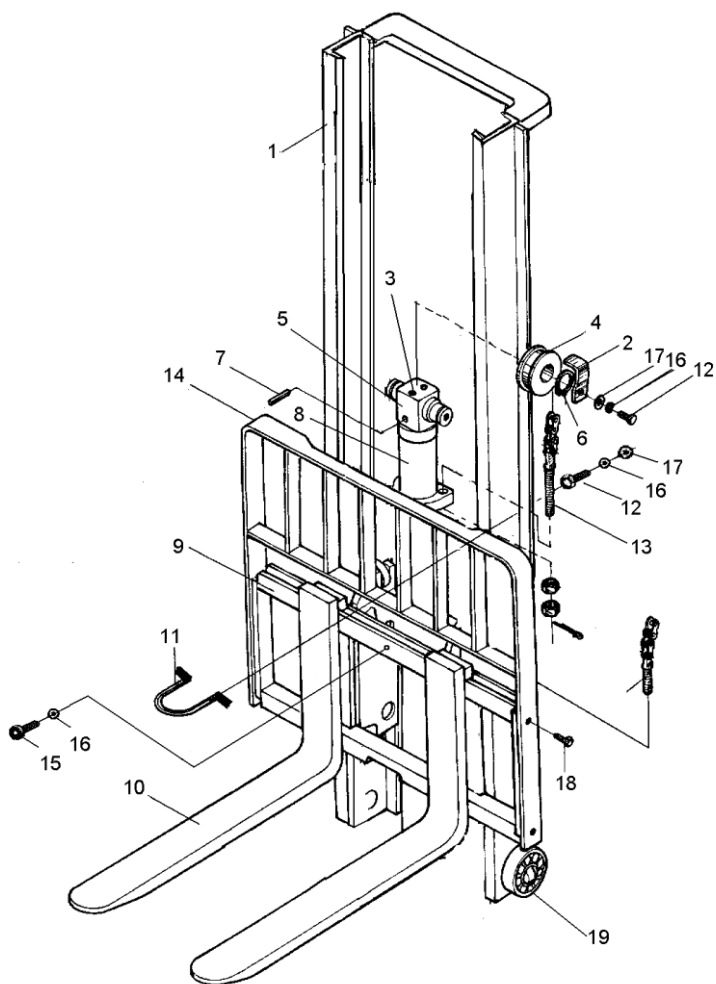
The diagram illustrates the fourth oil way (Side-shifter circuit) for a Triplex Mast. It shows a complex arrangement of hydraulic lines and components. Key parts are labeled with numbers: 1, 2, 3, 4-1, 4-2, 4-3, 4-4, 5, 6, 7-1, 7-2, 7-3, 7-4, 7-5, 7-6, 7-7, 8, 9, 10, 11, 12, 13, 14, 15, 16, 17, and 18. Component 18 is specifically identified as a Shim. Two callouts labeled '参考侧移油路' (Reference resources Side-shifter circuit) point to specific parts of the assembly.

选配表 17 <Optional Parts List List 17 >

序号 Item	A	2	3
起升高度 Lift Height	物料码 Part No.	物料码 Part No.	物料码 Part No.
4000 mm	S16V400-800000-000	S16V400-800003-000	S16V400-800004-000
4300 mm	S16V430-800000-000	S16V430-800003-000	S16V430-800004-000
4500 mm	S16V450-800000-000	S16V450-800003-000	S16V450-800004-000
4700 mm	S16V470-800000-000	S16V470-800003-000	S16V470-800004-000
4800 mm	S16V480-800000-000	S16V480-800003-000	S16V480-800004-000
5000 mm	S16V500-800000-000	S16V500-800003-000	S16V500-800004-000
5500 mm	S16V550-800000-000	S16V550-800003-000	S16V550-800004-000
6000 mm	S16V600-800000-000	S16V600-800003-000	S16V600-800004-000
6500 mm	S16V650-800000-000	S16V650-800003-000	S16V650-800004-000

图 7-22 起升组件 I
Fig.7-22 Lifting part I

二级全自由门架
DUPLEX MAST



序号 Item	代号 Part No.	名称 Description	数量 Qty	备注或适用车型 Remarks Or Serial No.
1	See OPT.Parts List 18	内门架 Inside mast	1	
2	S16N450-000001-000	链轮护板 Plate	2	
3	N30M300-004000-000	螺栓 M10×1.25×20 Bolt M10×1.25×20	1	
4	780708F1-G00	链轮 Chain wheel	2	
5	S16N450-001000-000	链轮座 Chain seat	1	
6	G0894P1-000040-00	轴用弹性挡圈-A型 40 Washer 40	2	
7	G000879-010055-00	销 10×55 Pin 10×55	1	
8	See Fig.7-27	前升降油缸 Front lifting cylinder	1	
9	See Fig.7-25	货叉架总成 Fork carriage assy	1	
9	See Fig.7-8	侧移架总成 Side-shifter carriager assy	1	
10	N15M300-010000-000	货叉总成 Fork assy	2	1.3-1.8 t
10	N25M300-010000-000	货叉总成 Fork assy	2	2.0 t
11	X15N450-000001-000	油缸固定板 Plate	1	
12	G005783-012025-00	螺栓 M12×25 Bolt M12×25	4	
13	See Fig.7-24	链条总成 Chain assy	2	1.3-1.6 t

选配表 18 <Optional Parts List 18 >

序号 Item	1
起升高度 Lift Height	代号 Part No.
2.5 m	S16U250-200000-002
2.7 m	S16U270-200000-002
3.0 m	S16U300-200000-002
3.3 m	S16U330-200000-002
3.5 m	S16U350-200000-002
3.6 m	S16U360-200000-002
3.7 m	S16U370-200000-002
4.0 m	S16U400-200000-002

图 7-23 起升组件 II
Fig.7-23 Lifting part II

二级全自由门架
DUPLEX MAST

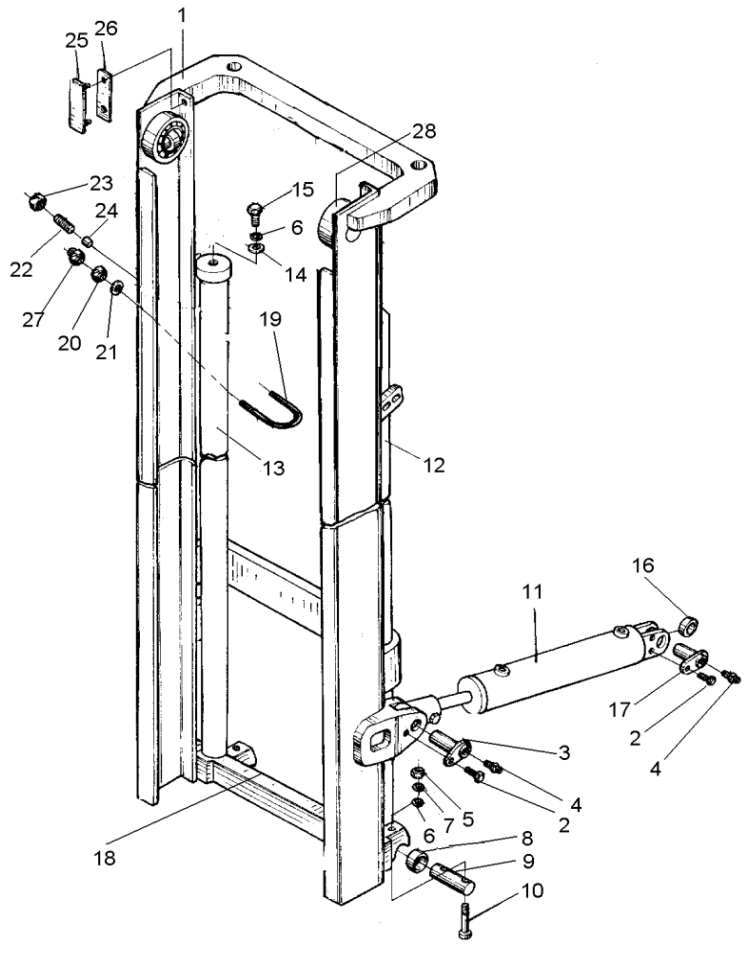
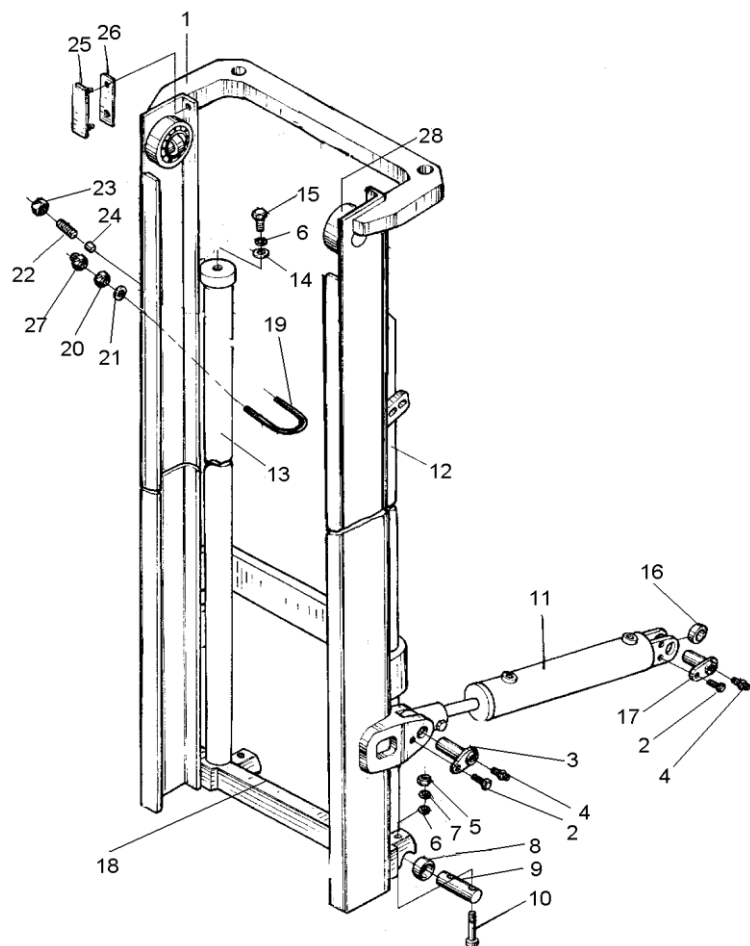
	序号 Item	代号 Part No.	名称 Description	数量 Qty	备注或适用车型 Remarks Or Serial No.
	1	See OPT.Parts List 19	外门架 Outside mast	1	
	2	N30M300-004000-000	螺栓 M10×1.25×20 Bolt M10×1.25×20	2	
	3	S16N450-002000-000	销轴 Pin shaft	2	
	4	G001152-010001-00	油杯 M10×1 Oil cup M10×1	4	
	5	G006170-000012-00	螺母 M12 Nut M12	4	
	6	G000093-000012-00	垫圈 12 Washer 12	6	
	7	G0097P1-000012-00	垫圈 12 Washer 12	4	
	8	HLB-3-3030-G00	无油轴承 Bearing	2	
	9	S16M300-000003-000	销轴 Pin shaft	2	
	10	G000070-012075-01	螺钉 M12×75 Screw M12×75	4	
	11	See Fig.7-6	倾斜油缸 Tilting cylinder	2	
	12	See Fig.7-26	左升降油缸 L.H. Lifting cylinder	1	
	13	See Fig.7-26	右升降油缸 R.H. Lifting cylinder	1	
	14	2025C3-000003	调整垫圈 Adjusting shim	2	
	15	G005782-012060-00	螺栓 M12×60 Bolt M12×60	2	

图 7-23 起升组件 II
Fig.7-23 Lifting part II

二级全自由门架
DUPLEX MAST



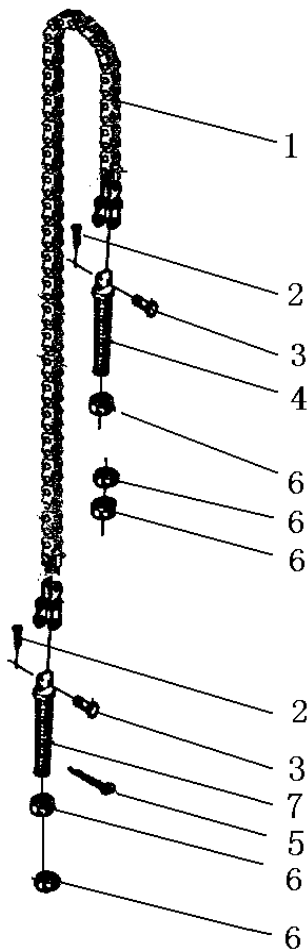
序号 Item	代号 Part No.	名称 Description	数量 Qty	备注或适用车型 Remarks Or Serial No.
16	GE30ES-2RS-G00	向心关节轴承 Bearing	2	
17	S16M300-002000-000	销轴 Pin shaft	2	
18	See Fig.7-28	起升油路 Lifting circuit	1	
19	N15U300-000005-000	U 形螺栓 U-Bolt	2	
20	G006170-000008-00	螺母 M8 Nut M8	8	
21	G0097P1-000008-00	垫圈 8 Washer 8	4	
22	N30N450-000005-000	螺钉 M20×53 Screw M20×53	2	
23	G006170-000020-00	螺母 M20 Nut M20	2	
24	N30M300-000009-000	塞子 Plug	2	
25	N30M300-000014-000	导轨衬垫 Guide plate	2	
26	N30M300-000015-000	调整垫片 Adjusting shim	2	
27	G000923-000008-00	螺母 M8 Nut M8	4	
28	X15M300-004000-G00	复合滚轮组 Complex rolle assy	2	

选配表 19 <Optional Parts List 19 >

序号 Item	1
起升高度 Lift Height	代号 Part No.
2.5 m	S16U250-100000-002
2.7 m	S16U270-100000-002
3.0 m	S16U300-100000-002
3.3 m	S16U330-100000-002
3.5 m	S16U350-100000-002
3.6 m	S16U360-100000-002
3.7 m	S16U370-100000-002
4.0 m	S16U400-100000-002

图 7-24 链条总成
Fig.7-24 Chain assy

二级全自由门架
DUPLEX MAST



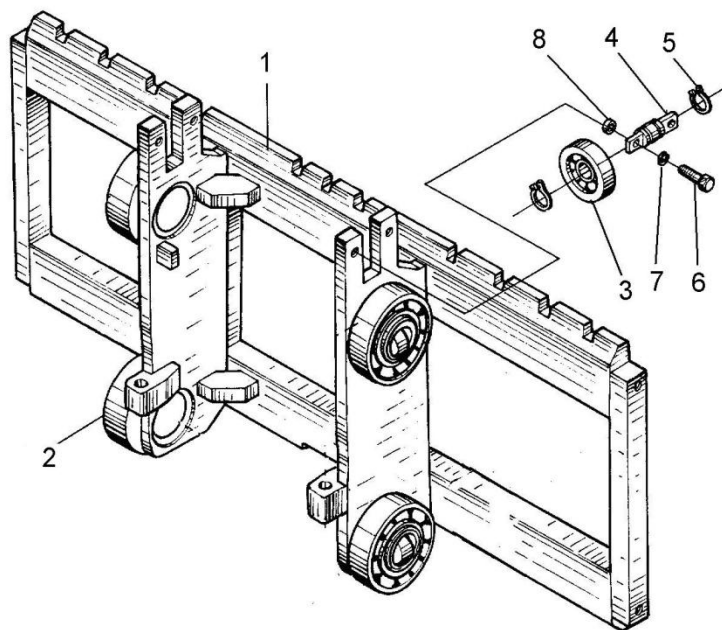
序号 Item	代号 Part No.	名称 Description	数量 Qty	备注或适用车型 Remarks Or Serial No.
A	See OPT.Parts List 20	链条总成 Chain assy	1	1.3-1.6 t
B	See OPT.Parts List 20	链条总成 Chain assy	1	1.8-2.0 t
1	NO PART NO.	板式链 LH1223 Chain LH1223	1	1.3-1.6 t
1	NO PART NO.	板式链 LH1234 Chain LH1234	1	1.8-2.0 t
2	G000091-3P2035-00	销 3.2×35 Pin 3.2×35	2	
3	1.5M3H-002002	销轴 Pin shaft	2	1.3-1.6 t
3	N18M300-030003-000	销轴 Pin shaft	2	1.8-2.0 t
4	N15M300-030001-000	链条接头 Chain connection	2	
4	N18M300-030001-000	链条接头(1) Chain connection 1	2	
5	G000091-004035-00	销 4×35 Pin 4×35	2	
6	G006171-000016-02	螺母 M16×1.5 Nut M16×1.5	5	
7	1.5M3H-002003-001	链条接头 Chain connection		1.3-1.6 t
7	N18M300-030002-000	链条接头(2) Chain connection 2		1.8-2.0 t

选配表 20 <Optional Parts List 20 >

序号 Item	A	B
起升高度 Lift Height	代号 Part No.	代号 Part No.
2.5 m	LH-1223061-100	LH-1234061-100
2.7 m	LH-1223063-100	LH-1234065-100
3.0 m	LH-1223069-100	LH-1234069-100
3.3 m	LH-1223071-100	LH-1234073-100
3.5 m	LH-1223073-100	LH-1234075-100
3.6 m	LH-1223075-100	LH-1234077-100
3.7 m	LH-1223077-100	LH-1234077-100
4.0 m	LH-1223081-100	LH-1234083-100

图 7-25 货叉架总成
Fig.7-25 Fork carriage assy

二级全自由门架
DUPLEX MAST



序号 Item	代号 Part No.	名称 Description	数量 Qty	备注或适用车型 Remarks Or Serial No.
A	S16U300-300000-001	货叉架总成 Fork carriage assy	1	See Fig.7-22 Item 9
1	S16U300-301000-001	货叉架体 Fork carriage	1	
2	X15M300-004000-G00	复合滚轮组 Complex roller assy	4	
3	80605K-G00	侧向滚轮 25×70×17 Side roller 25×70×17	2	
4	1.5M3H-300001	侧滚轮轴 Side roller shaft	2	
5	G0894P1-000025-00	轴用弹性挡圈-A型 25 Snap ring 25	4	
6	G005782-012040-00	螺栓 M12×40 Bolt M12×40	4	
7	G000093-000012-00	垫圈 12 Washer 12	4	
8	3U3A-100002	调整垫片 Adjusting shim	2组	

图 7-26 左/右升降油缸
Fig.7-26 L.H. /R.H. Lifting cylinder

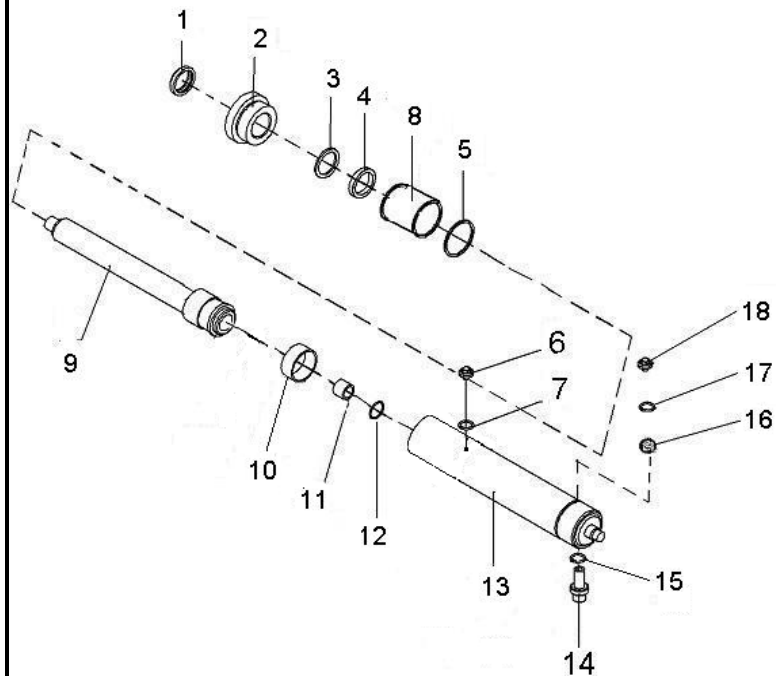
二级全自由门架
DUPLEX MAST

序号 Item	代号 Part No.	名称 Description	数量 Qty	备注或适用车型 Remarks Or Serial No.
A	See OPT.Parts List 21	右升降油缸 R.H. Lifting cylinder	1	
B	See OPT.Parts List 21	左升降油缸 L.H. Lifting cylinder	1	
1	CL0363C0-G00	LBH 防尘圈 d32 Dust seal ring d32	1	
2	1.5U3H-400002-W01	缸盖 Cylinder cover	1	
3	1.5U3H-400001-W01	挡片 Snap ring	1	
4	FU0404F0-G00	IDI 密封圈 d32 IDI-seal ring d32	1	
5	G001235-005003P1-00	O 形密封圈 50x3.1 O-Ring 50x3.1	1	
6	2.5CDJ-32-00-07	放气螺塞 Plug	1	
7	G001235-001602P4-00	O 型密封圈 16x2.4 O-Ring 16x2.4	1	
8	SF-1-3230-G00	复合衬套 3230 Sleeve 3230	1	
9	See OPT.Parts List 21	右柱塞杆总成 R.H. Pole stopper rod assy	1	
9	See OPT.Parts List 21	左柱塞杆总成 L.H. Pole stopper rod assy	1	
10	1.5U3H-400003	支承环 Support ring	1	
11	N15M300-400005-W00	阀套 Sleeve	1	
12	G0895P1-000024-00	挡圈 24 Snap shim 24	1	

图 7-26 左/右升降油缸
Fig.7-26 L.H./R.H. Lifting cylinder

二级全自由门架
DUPLEX MAST

序号 Item	代号 Part No.	名称 Description	数量 Qty	备注或适用车型 Remarks Or Serial No.
13	See OPT.Parts List 21	缸体 Cylinder body	1	
14	N15M300-403000-W00	油嘴组件 The module of safety valve	1	
15	JISB2401-P14-G00	O形密封圈 P14 O-Ring P14	1	
16	RC30U300-400008-W00	钢球 S φ5 Ball	1	
17	J000982-000008-00	垫圈 8 Washer 8	1	
18	RC30U300-400007-W00	堵塞 Plug	1	
K	S16U300-4/5-001-KIT	升降油缸修理包 Seal kit	1	INC: 1,4,5,7,15



选配表 21 <Optional Parts List 21 >

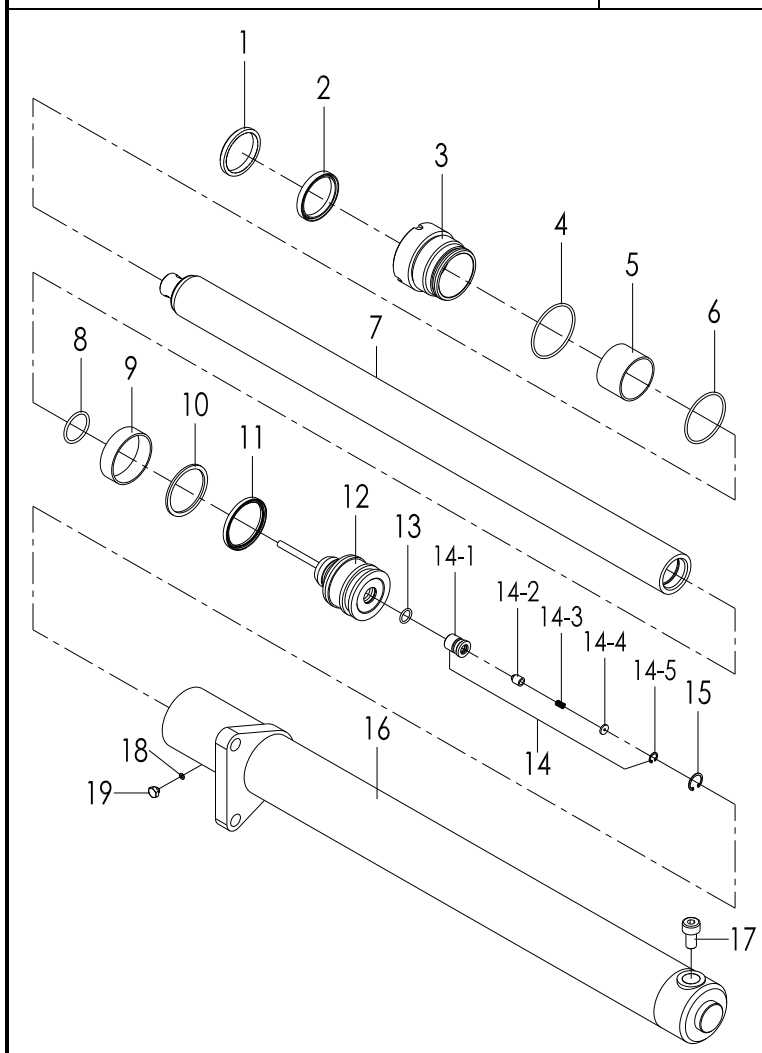
序号 Item	A	B	9 (R.H.)	9 (L.H.)	13
起升高度 Lift Height	代号 Part No.	代号 Part No.	代号 Part No.	代号 Part No.	代号 Part No.
2.5 m	S16U250-400000-001	S16U250-500000-001	S16U250-402000-W01	S16U250-502000-W01	S16U250-401000-W01
2.7 m	S16U270-400000-001	S16U270-500000-001	S16U270-402000-W01	S16U270-502000-W01	S16U270-401000-W01
3.0 m	S16U300-400000-001	S16U300-500000-001	S16U300-402000-W01	S16U300-502000-W01	S16U300-401000-W01
3.3 m	S16U330-400000-001	S16U330-500000-001	S16U330-402000-W01	S16U330-502000-W01	S16U330-401000-W01
3.5 m	S16U350-400000-001	S16U350-500000-001	S16U350-402000-W01	S16U350-502000-W01	S16U350-401000-W01
3.6 m	S16U360-400000-001	S16U360-500000-001	S16U360-402000-W01	S16U360-502000-W01	S16U360-401000-W01
3.7 m	S16U370-400000-001	S16U370-500000-001	S16U370-402000-W01	S16U370-502000-W01	S16U370-401000-W01
4.0 m	S16U400-400000-001	S16U400-500000-001	S16U400-402000-W01	S16U400-502000-W01	S16U400-401000-W01

图 7-27 前升降油缸

Fig.7-27 Front lifting cylinder

二级全自由门架

DUPLEX MAST



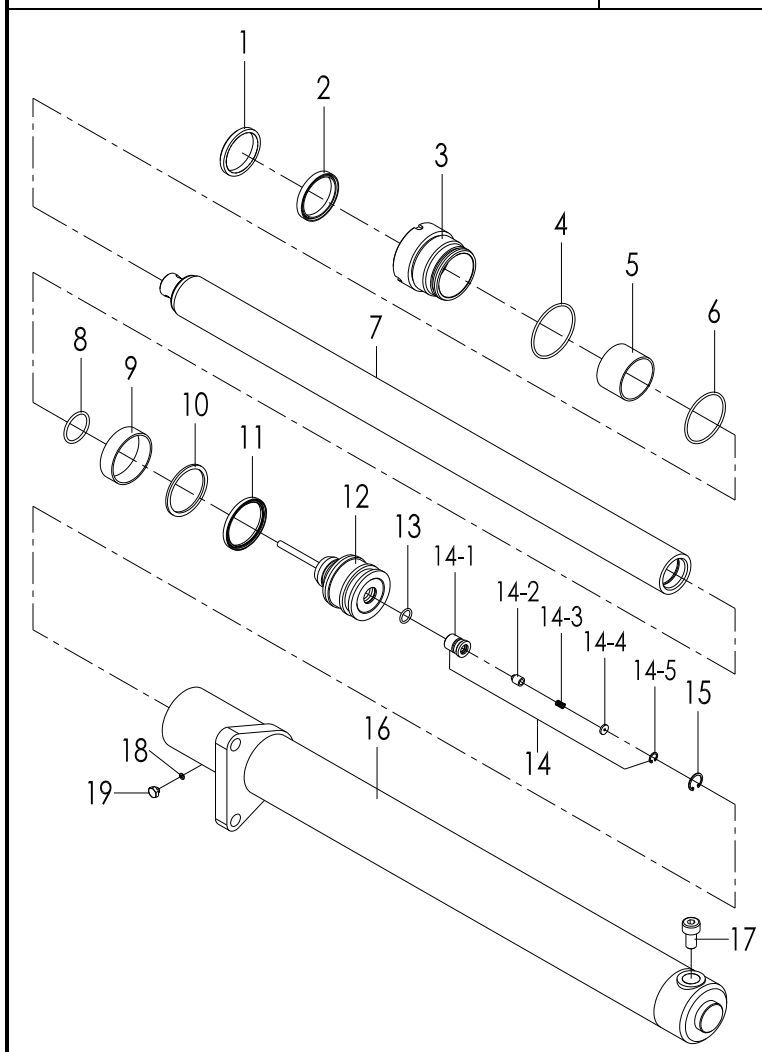
序号 Item	代号 Part No.	名称 Description	数量 Qty	备注或适用车型 Remarks Or Serial No.
A	See OPT.Parts List 22	前升降油缸 Lift cylinder,Front	1	
1	CL0104C0-G00	LBH 防尘圈 d55 Dust seal ring d55	1	
2	FU0694K0-G00	ISI 密封圈 d55 SI-seal ring d55	1	
3	1.6DJU2.5-700001-W00	导向套 Guide sleeve	1	
4	G001235-007503P1-00	O 形密封圈 75x3.1 O-Ring 75x3.1	1	
5	1.6DJN4-700002-W00	复合衬套 5540 Sleeve 5540	1	
6	G001235-007003P1-00	O 形密封圈 70x3.1 O-Ring 70x3.1	1	
7	See OPT.Parts List 22	活塞杆 Piston rod	1	
8	1.6DJU2.5-700003-W00	钢丝挡圈 ϕ 3.4 wire ring ϕ 3.4	1	
9	1.6DJN4-700003-W00	WR 抗磨环 75x65x20 Wear Ring 75x65x20	1	
10	1.6DJU2.5-700009-W00	保护圈 70x60x3 protection ring	1	
11	FU0846L0-G00	OSI 密封圈 d70 OSI-seal ring d70	1	
12	1.6DJU2.5-700004-W00	活塞 Piston	1	
13	G001235-002602P4-00	O 形密封圈 26x3.4 O-Ring 26x3.4	1	
14	RC25N450-803000-W00	单向阀 check valve	1	INC:14-1、14-2、14-3、 14-4、14-5

图 7-27 前升降油缸

Fig.7-27 Front lifting cylinder

二级全自由门架

DUPLEX MAST



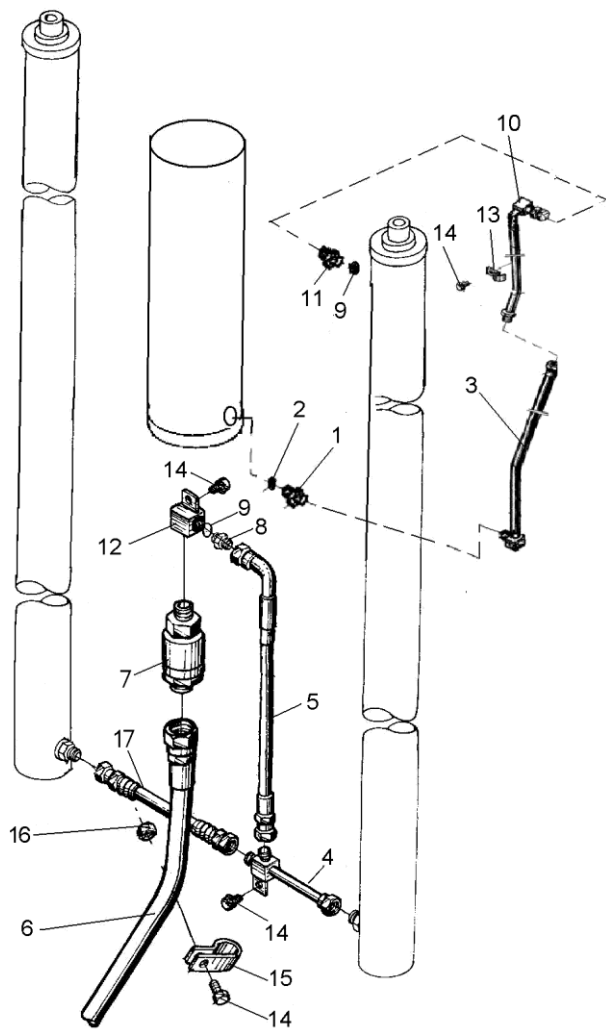
序号 Item	代号 Part No.	名称 Description	数量 Qty	备注或适用车型 Remarks Or Serial No.
14-1	1.6DJU2.5-700005-W00	隔套 Sleeve	1	Not single supply
14-2	1.6DJU2.5-700006-W00	滑芯 Spool	1	Not single supply
14-3	1.6DJU2.5-700007-W00	弹簧 Spring	1	Not single supply
14-4	1.6DJU2.5-700008-W00	挡片 Shutter	1	Not single supply
14-5	G0893P1-000013-00	孔用弹性挡圈-A 型 13 Snap shim 13	1	Not single supply
15	G0893P1-000022-00	孔用弹性挡圈-A 型 22 Snap shim 22	1	
16	See OPT.Parts List 22	缸体 Cylinder body	1	
17	RC25N450-802000-W00	安全阀 safety valve	1	
18	J000982-000010-00	垫圈 10 Washer 10	1	
19	2.5CDJ-32-00-07	放气螺塞 Plug	1	
K	S16U300-800-002-KIT	前升降油缸修理包 Front lifting cylinder Seal kit	1	

选配表 22 <Optional Parts List 22 >

序号 Item	A	7	16
起升高度 Lift Height	代号 Part No.	代号 Part No.	代号 Part No.
2500 mm	S16U250-800000-002	S16U250-801000-W02	S16U250-802000-W02
2700 mm	S16U270-800000-002	S16U270-801000- W02	S16U270-802000- W02
3000 mm	S16U300-800000-002	S16U300-801000- W02	S16U300-802000- W02
3300 mm	S16U330-800000-002	S16U330-801000- W02	S16U330-802000- W02
3500 mm	S16U350-800000-002	S16U350-801000- W02	S16U350-802000- W02
3600 mm	S16U360-800000-002	S16U360-801000- W02	S16U360-802000- W02
3700 mm	S16U370-800000-002	S16U370-801000- W02	S16U370-802000- W02
4000 mm	S16U400-800000-002	S16U400-801000- W02	S16U400-802000- W02

图 7-28 起升油路
Fig.7-28 Lifting circuit

二级全自由门架 DUPLEX MAST



序号 Item	代号 Part No.	名称 Description	数量 Qty	备注或适用车型 Remarks Or Serial No.
A	See OPT.Parts List 23	油路系统 Oil pipe system	1	
1	S16U300-700001-000	接头体 Connector	1	
2	J000982-000022-00	垫圈 22 Washer 22	1	
3	See OPT.Parts List 23	胶管接头 Rubber pipe	1	
4	S16N450-205000-002	三通接头 y-shaped connector	1	
5	S16N450-200006-001	胶管接头 Rubber pipe	1	
6	S16M300-702000-000	胶管总成 Rubber pipe	1	
7	N15M300-702000-000	限速阀 Speed limiting valve	1	
8	3N4.5H-200001	直通管接头 Connector	1	
9	J000982-000018-00	垫圈 18 Washer 18	2	
10	See OPT.Parts List 23	钢油管 Steel pipe	1	
11	S16U300-700004-000	直通管接头 Connector	1	
12	S16U300-703000-001	配油块 Connector	1	
13	1.5U3H-600001	管夹 Clip	1	
14	N30M300-003000-000	螺栓 M8×1.25×16 Bolt M8×1.25×16	4	
15	S16M300-700005-000	管夹 Clip	1	

选配表 23 <Optional Parts List 23 >

序号 Item	A	3	10
起升高度 Lift Height	代号 Part No.	代号 Part No.	代号 Part No.
2500 mm	S16U250-700000-001	S16U250-700003-000	S16U250-701000-000
2700 mm	S16U270-700000-001	S16U270-700003-000	S16U270-701000-000
3000 mm	S16U300-700000-001	S16U300-700003-000	S16U300-701000-000
3300 mm	S16U330-700000-001	S16U330-700003-000	S16U330-701000-000
3500 mm	S16U350-700000-001	S16U350-700003-000	S16U350-701000-000
3600 mm	S16U360-700000-001	S16U360-700003-000	S16U360-701000-000
3700 mm	S16U370-700000-001	S16U370-700003-000	S16U367-701000-000
4000 mm	S16U400-700000-001	S16U300-700003-000	S16U400-701000-000

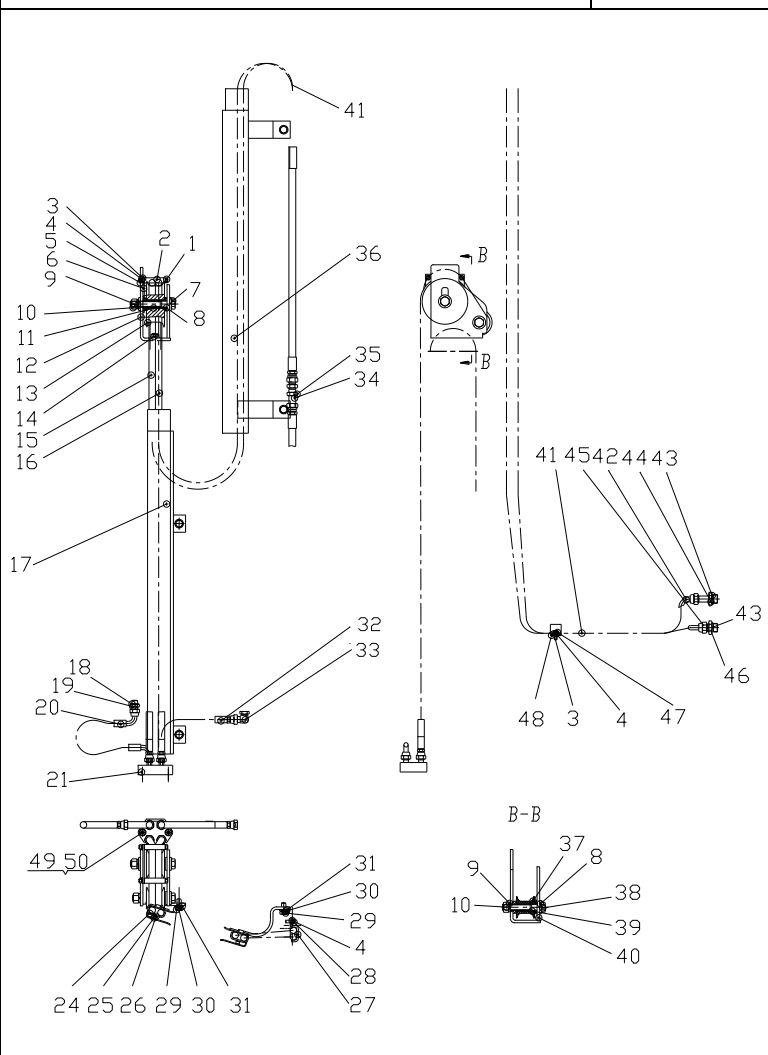
图 7-29 侧移油路
Fig.7-29 Side-shifter circuit

二级全自由门架
DUPLEX MAST

序号 Item	代号 Part No.	名称 Description	数量 Qty	备注或适用车型 Remarks Or Serial No.
A	See OPT.Parts List 24	侧移油路 Side-shifter circuit	1	
1	S16V450-900001-000	螺栓 Bolt	2	
2	S16V450-900002-000	套 Cover	2	
3	G0097P1-000006-00	垫圈 6 Washer 6	3	
4	G000093-000006-00	垫圈 6 Washer 6	3	
5	G006170-000006-00	螺母 M6 Nut M6	2	
6	S16V450-900003-000	支板 Support plate	1	
7	G005783-014095-00	螺栓 M14×95 Bolt M14×95	1	
8	S16V450-900004-000	垫圈 Washer	5	
9	G000093-000014-00	垫圈 14 Washer 14	2	
10	G006170-000014-00	螺母 M14 Nut M14	2	
11	S16V450-900005-000	套 Cover	1	
12	S16C300-900006-000	固定板 Fixed palat	1	
13	1.4QN5-800016A	滑轮 Pulley wheel	1	
14	N30M300-004000-000	螺栓 M10×1.25×20 Bolt M10×1.25×20	1	

图 7-29 侧移油路
Fig.7-29 Side-shifter circuit

二级全自由门架
DUPLEX MAST



序号 Item	代号 Part No.	名称 Description	数量 Qty	备注或适用车型 Remarks Or Serial No.
15	See OPT.Parts List 24	胶管接头 Rubber pipe	1	
16	See OPT.Parts List 24	胶管接头 Rubber pipe	1	
17	See OPT.Parts List 24	内门架滑导 Sliding Guide	1	
18	JISB2401-P11-G00	O 形密封圈 P11 O-Ring P11	1	
19	S16B300-900011-000	直通接头 Connection	1	
20	S16V450-900010-000	胶管总成 Rubber pipe	1	
21	S16V450-902000-000	接头支座 Connection	1	
22	G000070-008020-00	螺钉 M8×20 Screw M8×20	2	
23	G000093-000008-00	垫圈 8 Washer 8	2	
24	S16C300-900004-000	管夹 Clip	2	
25	G000070-005025-00	螺钉 M5×25 Screw M5×25	4	
26	G000093-000005-00	垫圈 5 Washer 5	4	
27	S16C300-900003-000	管夹 Clip	1	
28	G005783-006016-00	螺栓 M6×16 Bolt M6×16	2	
29	G005783-010020-00	螺栓 M10×20 Bolt M10×20	4	

图 7-29 侧移油路
Fig.7-29 Side-shifter circuit

二级全自由门架
DUPLEX MAST

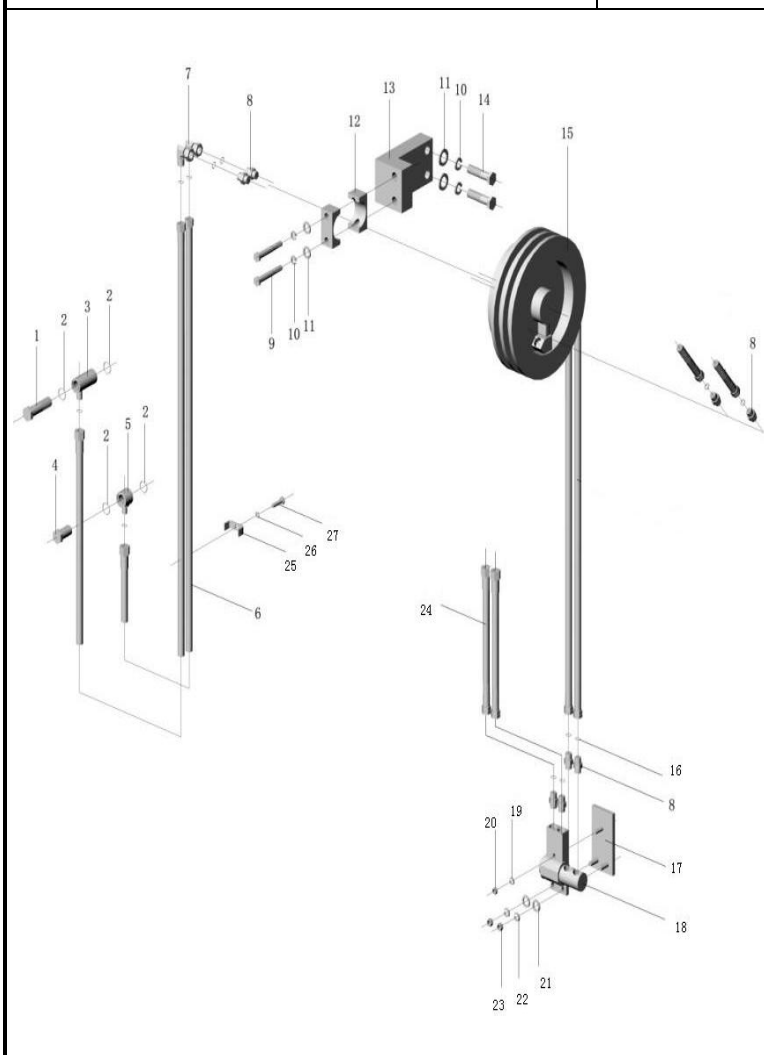
序号 Item	代号 Part No.	名称 Description	数量 Qty	备注或适用车型 Remarks Or Serial No.
30	G000093-000010-00	垫圈 10 Washer 10	4	
31	G0097P1-000010-00	垫圈 10 Washer 10	4	
32	S16V450-900011-000	胶管总成 Rubber pipe	1	
33	N163-620800-000	90°管接头 90°Connection	1	
34	1.4QN5-800001	螺母 Nut	2	
35	1.4QN5-800008	接头 Connection	2	
36	See OPT.Parts List 24	外门架滑导 Sliding Guide	1	
37	S16V450-900015-001	滑轮 Pulley wheel	1	
38	G005782-014090-00	螺栓 M14×90 Bolt M14×90	1	
39	S16V450-900016-000	套 Cover	1	
40	S16C300-900017-000	固定板 Fixed Palat	1	
41	N163-630001-W00	护套(φ17×1) Rubber	2	
42	S16B300-900004-000	胶管总成 Rubber pipe	1	
43	G001235-002202P4-00	O 形密封圈 22×2.4 O-Ring 22×2.4	2	
44	S16B300-900003-000	直通接头 Connection	1	

选配表 24 <Optional Parts List 24 >

序号 Item	A	15	16	17	36
起升高度 Lift Height	代号 Part No.	代号 Part No.	代号 Part No.	代号 Part No.	代号 Part No.
2.5 m	S16C250-900000-000	S16C250-900001-000	S16C250-900002-000	S16C250-901000-000	S16C250-902000-000
2.7 m	S16C270-900000-000	S16C270-900001-000	S16C270-900002-000	S16C270-901000-000	S16C270-902000-000
3.0 m	S16C300-900000-000	S16C300-900001-000	S16C300-900002-000	S16C300-901000-000	S16C300-902000-000
3.3 m	S16C330-900000-000	S16C330-900001-000	S16C330-900002-000	S16C330-901000-000	S16C330-902000-000
3.5 m	S16C350-900000-000	S16C350-900001-000	S16C350-900002-000	S16C350-901000-000	S16C350-902000-000
3.6 m	S16C360-900000-000	S16C360-900001-000	S16C360-900002-000	S16C360-901000-000	S16C360-902000-000
3.7 m	S16C360-900000-000	S16C370-900001-000	S16C370-900002-000	S16C370-901000-000	S16C370-902000-000
4.0 m	S16C400-900000-000	S16C400-900001-000	S16C400-900002-000	S16C400-901000-000	S16C400-902000-000

图 7-30 第四联油路
Fig. 7-30 The fourth oil way

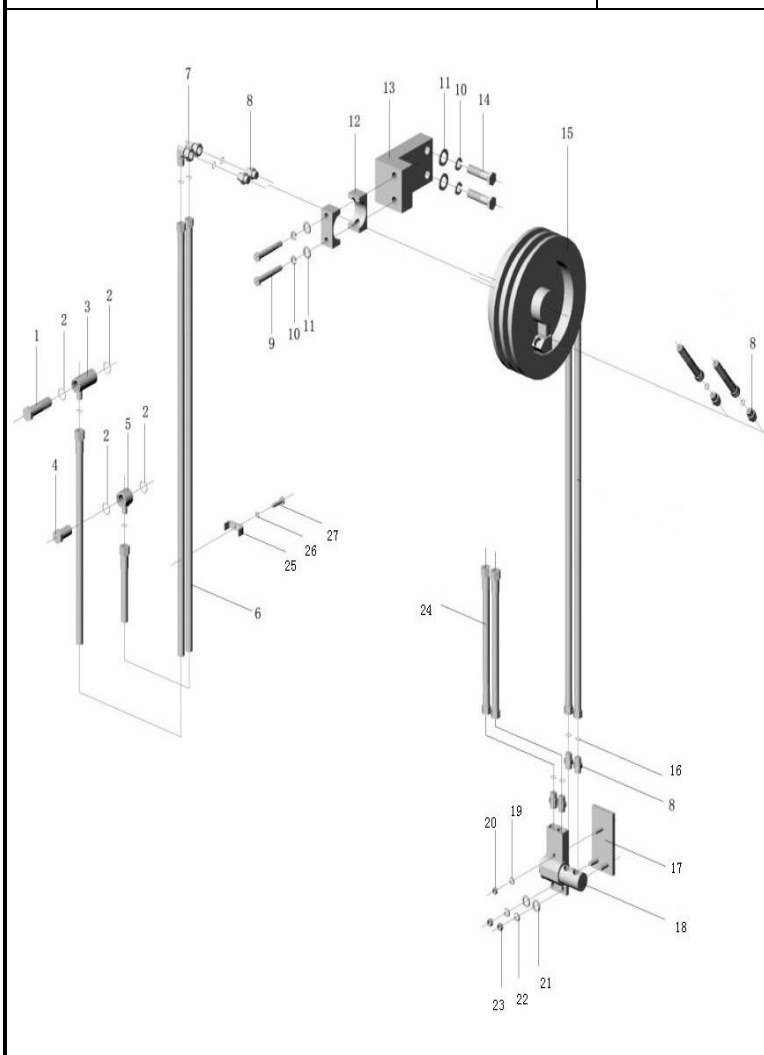
二级全自由门架
DUPLEX MAST



序号 Item	代号 Part No.	名称 Description	数量 Qty	备注或适用车型 Remarks Or Serial No.
A	See OPT.Parts List 25	第四联油路 The fourth oil way	1	
1	3-60-00-02	铰接螺栓 Bolt	1	
2	G001235-002602P4-00	O 形圈 26x2.4 O-Ring 26x2.4	4	
3	3-60-00-01	铰接接头体 Connector	1	
4	3-60-00-04	铰接螺栓 Bolt	1	
5	3-60-00-03	铰接接头体 Connector	1	
6	See OPT.Parts List 25	胶管接头 Oil pipe assy	2	
7	H2R/H8R-007	直角接头 Connector	2	
8	H2R/H8R-006	直通接头 Connector	6	
9	GBH2R-H8R	螺栓 M12x90 Bolt M12x90	2	
10	G000093-000012-00	垫圈 12 Washer 12	4	
11	G0097P1-000012-00	垫圈 12 Washer 12	4	
12	H2R/H8R-008	安装块 Mounting block	2	
13	H2R-001-MNT	安装板 Monnting broad	1	
14	G005783-012050-00	螺栓 M12x50 Bolt M12x50	2	

图 7-30 第四联油路
Fig. 7-30 The fourth oil way

二级全自由门架
DUPLEX MAST



序号 Item	代号 Part No.	名称 Description	数量 Qty	备注或适用车型 Remarks Or Serial No.
15	H2R 679532	卷管器 Hose Reel	1	
16	G001235-001402P4-00	O 形圈 14x2.4 O-Ring 14x2.4	12	
17	H2R/H8R-004	安装板 Monnting Broad	1	带侧移货叉架 With Sideshift
17	H2R/H8R-005	安装板 Monnting Broad	1	不带侧移货叉架 Without Sideshift
18	679994	连接块 Junction Block	1	
19	G000093-000008-00	垫圈 8 Washer 8	1	
20	G006170-000008-00	螺母 M8 Nut M8	1	
21	G0097P1-000010-00	垫圈 10 Washer 10	2	
22	G000093-000010-00	垫圈 10 Washer 10	2	
23	G006170-000010-00	螺母 M10 Nut M10	2	
24	JB1885-77-10I-750	胶管接头 Oil pipe assy	2	
25	2025C3-200009	压块 II Press block	1	
26	G000093-000008-00	垫圈 8 Washer 8	1	
27	G005783-008035-00	螺栓 M8x35 Bolt M8x35	1	

选配表 25 <Optional Parts List 25 >

序号 Item	A	6
起升高度 Lift Height	代号 Part No.	代号 Part No.
2.5 m	S16C250-800000-500	8I-1600G14/G14
2.7 m	S16C270-800000-500	8I-1660G14/G14
3.0 m	S16C300-800000-500	8I-1750G14/G14
3.3 m	S16C330-800000-500	8I-1840G14/G14
3.5 m	S16C350-800000-500	8I-1900G14/G14
3.6 m	S16C360-800000-500	8I-1950G14/G14
3.7 m	S16C370-800000-500	8I-2000G14/G14
4.0 m	S16C400-800000-500	8I-2090G14/G14