



**K系列2-3.5t**

**内燃平衡重式叉车**

Counterbalanced Type Forklift Truck with Engine

**零件目录**

**PARTS MANUAL**

**HELI** 安徽合力股份有限公司  
ANHUI HELI CO., LTD.



零件目录  
parts manual

**K** SERIES 2-3.5t

内燃平衡重式叉车  
Balanceweight Type  
Forklift Truck With Engine

**HELI**

研发部产品资源所  
PRODUCT RESOURCE  
INSTITUTE

L312-7:2015

## 目录 INDEX

图1 发动机安装	1	Fig.1 ENGINE MOUNT
图2 发动机安装	2	Fig.2 ENGINE MOUNT
图3 空滤器安装	3	Fig.3 AIR CLEANER ASS'Y
图4 空滤器安装	4	Fig.4 AIR CLEANER ASS'Y
图5 冷却系统	5	Fig.5 COOLING SYSTEM
图6 冷却系统	6	Fig.6 COOLING SYSTEM
图7 燃油系统	7	Fig.7 FUEL SYSTEM
图8 燃油系统	8	Fig.8 FUEL SYSTEM
图9 排气系统	9	Fig.9 EXHAUST SYSTEM
图10排气系统	10	Fig.10EXHAUST SYSTEM
图11 电气系统	11	Fig.11 ELECTRIC SYSTEM
图12 电气系统	13	Fig.12 ELECTRIC SYSTEM
图13传动装置安装(液力式)	15	Fig.13 TRANSMISSION UNIT MOUNT(TOR-CON TYPE)
图14 传动装置安装(液力式)	16	Fig.14 TRANSMISSION UNIT MOUNT(TOR-CON TYPE)
图15 传动装置(液力式)	17	Fig.15 TRANSMISSION UNIT(TOR-CON TYPE)
图16传动装置(液力式)	19	Fig.16 TRANSMISSION UNIT(TOR-CON TYPE)
图17 传动装置(盖和微动阀)	21	Fig.17 TRANSMISSION UNIT (COVER & INCHING VALVE)
图18 供油泵(液力式)	23	Fig.18 CHARGING PUMP(TOR-CON TYPE)
图19 液力离合器(液力式)	24	Fig.19 HYDRAULC CLUTCH(TOR-CON TYPE)
图20 控制阀(液力式)	25	Fig.20 CONTROL VALVE(TOR-CON TYPE)
图21 微动阀(液力式)	26	Fig.21 INCHING VALVE(TOR-CON TYPE)
图22 减速器与差速器	27	Fig.22 REDUCTION & DIFFERENTIAL
图23 传动装置安装(机械式)	28	Fig.23 DRIVE UNIT MOUNT(CLUTCH TYPE)

## 目录 INDEX

图24 变速箱(机械式1/2)	30	Fig.24 TRANSMISSION(CLUTCH TYPE)(1/2)
图25 变速箱(机械式2/2)	32	Fig.25 TRANSMISSION(CLUTCH TYPE)(2/2)
图26 驱动桥	35	Fig.26 DRIVE AXLE
图27 驱动轮(2t, 2.5t单胎)	37	Fig.27 DRIVE WHEEL(SINGLE TYRE)
图28 驱动轮(2t, 2.5t双胎)	38	Fig.28 DRIVE WHEEL(DOUBLE TYRE)
图29 驱动轮(3t, 3.5t单胎)	39	Fig.29 DRIVE WHEEL(SINGLE TYRE)
图30 驱动轮(3t, 3.5t双胎)	40	Fig.30 DRIVE WHEEL(DOUBLE TYRE)
图31 轮式制动器(2t, 2.5t)	41	Fig.31 WHEEL BRAKE
图32 轮式制动器(3t, 3.5t)	43	Fig.32 WHEEL BRAKE
图33 变速操纵(液力式)	45	Fig.33 CONTROL LINKAGE(TOR-CON TYPE)
图34 转向系统	46	Fig.34 STEERING SYSTEM
图35 转向桥	48	Fig.35 STEERING AXLE
图36 转向轮	50	Fig.36 STEERING WHEEL
图37 转向油缸	51	Fig.37 STEERING CYLINDER
图38 油门操纵	52	Fig.38 ACCELERATOR PEDAL
图39 油门操纵	53	Fig.39 ACCELERATOR PEDAL
图40 行车制动与微动操纵	54	Fig.40 BRAKE & INCHING CONTROL
图41 行车制动与离合操纵	56	Fig.41 BRAKE & CLUTCH CONTROL
图42 停车制动	58	Fig.42 BRAKE LEVER
图43 车架与平衡重	59	Fig.43 FRAME & COUNTER WEIGHT
图44 机罩、底板及座椅	60	Fig.44 HOOD ,FLOOR BOARD & SEAT
图45 隔热垫及垫	63	Fig.45 SEAL & INSULATOR
图46 液压油箱	64	Fig.46 OIL TANK

## 目录 INDEX

图47 操纵杆总成（二片）	65	Fig.47 VALVE CONTROL LINKAGE(TWO-THROW)
图48 操纵杆总成（三片）	66	Fig.48 VALVE CONTROL LINKAGE(THREE-THROW)
图49 操纵杆总成（四片）	67	Fig.49 VALVE CONTROL LINKAGE(FOUR-THROW)
图50 操纵杆总成（五片）	68	Fig.50 VALVE CONTROL LINKAGE(FIVE-THROW)
图51 液压管路系统	69	Fig.51 HYDRAULIC SYSTEM
图52 变矩器油冷却系统	72	Fig.52 TOR-CON OIL COOLING SYSTEM
图53 变矩器油冷却系统	73	Fig.53 TOR-CON OIL COOLING SYSTEM
图54 门架管路系统（基本型 2-3t）	74	Fig.54 HYDRAULIC SYSTEM MAST(NORMAL MAST M)
图55 门架管路系统（基本型 3.5t）	76	Fig.55 HYDRAULIC SYSTEM MAST(NORMAL MAST M)
图56 货叉架（基本型 2-3t）	78	Fig.56 LIFT BRACKET(NORMAL MAST M)
图57 货叉架（基本型 3.5t）	80	Fig.57 LIFT BRACKET(NORMAL MAST M)
图58 门架（基本型 2-3t）	82	Fig.58 MAST(NORMAL MAST M)
图59 门架（基本型 3.5t）	84	Fig.59 MAST(NORMAL MAST M)
图60 起升油缸（基本型 2-3t）	86	Fig.60 LIFT CYLINDER(NORMAL MAST M)
图61 起升油缸（基本型 3.5t）	90	Fig.61 LIFT CYLINDER(NORMAL MAST M)
图62 倾斜油缸	93	Fig.62 TILT CYLINDER
图63 倾斜油缸	95	Fig.63 TILT CYLINDER
图64 护顶架	97	Fig.64 OVERHEAD GUARD
图65 标牌	98	Fig.65 DECAL
图66 标牌	100	Fig.66 DECAL

## 本零件目录汇集了K系列2-3.5t内燃平衡重式叉车的零部件

### 查询方法

步骤一：在检索目录中找到系统或总成该图所在页次并翻至所标页次，找到该图；

步骤二：在其图中找出所需零部件，以及它所标注的序号；

步骤三：根据这个序号，在其后附表中可以查到系统或零件的详细信息。

图号	名称	数量	备注
01	AD107-42001	1	车架
02	AD107-42001	1	车架
03	AD107-42001	1	车架
04	AD107-42001	1	车架
05	AD107-42001	1	车架
06	AD107-42001	1	车架
07	AD107-42001	1	车架
08	AD107-42001	1	车架
09	AD107-42001	1	车架
10	AD107-42001	1	车架
11	AD107-42001	1	车架
12	AD107-42001	1	车架
13	AD107-42001	1	车架
14	AD107-42001	1	车架
15	AD107-42001	1	车架
16	AD107-42001	1	车架
17	AD107-42001	1	车架
18	AD107-42001	1	车架
19	AD107-42001	1	车架
20	AD107-42001	1	车架
21	AD107-42001	1	车架
22	AD107-42001	1	车架
23	AD107-42001	1	车架
24	AD107-42001	1	车架
25	AD107-42001	1	车架
26	AD107-42001	1	车架
27	AD107-42001	1	车架
28	AD107-42001	1	车架
29	AD107-42001	1	车架
30	AD107-42001	1	车架
31	AD107-42001	1	车架
32	AD107-42001	1	车架
33	AD107-42001	1	车架
34	AD107-42001	1	车架
35	AD107-42001	1	车架
36	AD107-42001	1	车架
37	AD107-42001	1	车架
38	AD107-42001	1	车架
39	AD107-42001	1	车架
40	AD107-42001	1	车架
41	AD107-42001	1	车架
42	AD107-42001	1	车架
43	AD107-42001	1	车架
44	AD107-42001	1	车架
45	AD107-42001	1	车架
46	AD107-42001	1	车架
47	AD107-42001	1	车架
48	AD107-42001	1	车架
49	AD107-42001	1	车架
50	AD107-42001	1	车架
51	AD107-42001	1	车架
52	AD107-42001	1	车架
53	AD107-42001	1	车架
54	AD107-42001	1	车架
55	AD107-42001	1	车架
56	AD107-42001	1	车架
57	AD107-42001	1	车架
58	AD107-42001	1	车架
59	AD107-42001	1	车架
60	AD107-42001	1	车架
61	AD107-42001	1	车架
62	AD107-42001	1	车架
63	AD107-42001	1	车架
64	AD107-42001	1	车架
65	AD107-42001	1	车架
66	AD107-42001	1	车架
67	AD107-42001	1	车架
68	AD107-42001	1	车架
69	AD107-42001	1	车架
70	AD107-42001	1	车架
71	AD107-42001	1	车架
72	AD107-42001	1	车架
73	AD107-42001	1	车架
74	AD107-42001	1	车架
75	AD107-42001	1	车架
76	AD107-42001	1	车架
77	AD107-42001	1	车架
78	AD107-42001	1	车架
79	AD107-42001	1	车架
80	AD107-42001	1	车架
81	AD107-42001	1	车架
82	AD107-42001	1	车架
83	AD107-42001	1	车架
84	AD107-42001	1	车架
85	AD107-42001	1	车架
86	AD107-42001	1	车架
87	AD107-42001	1	车架
88	AD107-42001	1	车架
89	AD107-42001	1	车架
90	AD107-42001	1	车架
91	AD107-42001	1	车架
92	AD107-42001	1	车架
93	AD107-42001	1	车架
94	AD107-42001	1	车架
95	AD107-42001	1	车架
96	AD107-42001	1	车架
97	AD107-42001	1	车架
98	AD107-42001	1	车架
99	AD107-42001	1	车架
100	AD107-42001	1	车架

该系统或总成所在页数

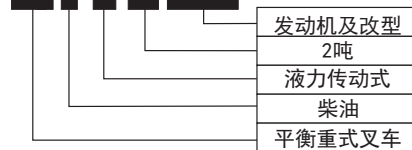
订购零部件时，务请写清叉车的型号、出厂编号、所需零部件的图号及订购数量

在维修时，请使用正规渠道（安徽合力股份有限公司配件分公司）提供的本公司零部件，以确保叉车质量

恕不能将本产品可能进行的零部件改进在本图册中同时修改，您可以从本公司的销售和配件公司获得最新资料

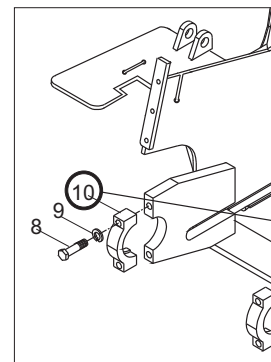
### 叉车型号说明

C P C D 20-XC5K



缩写说明	ASS'Y	总成
	R.H.	右
	L.H.	左
	H.P.	高压
	L.P.	低压

版本号说明 零部件图纸为DWG格式的一律加前缀D



序号及该系统或总成的全部信息

每一个零部件都有唯一的序号

10	AD107-42001	车架
11	AD107-42001	车架
12	AD107-42001	车架
13	AD107-42001	车架
14	AD107-42001	车架
15	AD107-42001	车架
16	AD107-42001	车架
17	AD107-42001	车架
18	AD107-42001	车架
19	AD107-42001	车架
20	AD107-42001	车架
21	AD107-42001	车架
22	AD107-42001	车架
23	AD107-42001	车架
24	AD107-42001	车架
25	AD107-42001	车架
26	AD107-42001	车架
27	AD107-42001	车架
28	AD107-42001	车架
29	AD107-42001	车架
30	AD107-42001	车架
31	AD107-42001	车架
32	AD107-42001	车架
33	AD107-42001	车架
34	AD107-42001	车架
35	AD107-42001	车架
36	AD107-42001	车架
37	AD107-42001	车架
38	AD107-42001	车架
39	AD107-42001	车架
40	AD107-42001	车架
41	AD107-42001	车架
42	AD107-42001	车架
43	AD107-42001	车架
44	AD107-42001	车架
45	AD107-42001	车架
46	AD107-42001	车架
47	AD107-42001	车架
48	AD107-42001	车架
49	AD107-42001	车架
50	AD107-42001	车架
51	AD107-42001	车架
52	AD107-42001	车架
53	AD107-42001	车架
54	AD107-42001	车架
55	AD107-42001	车架
56	AD107-42001	车架
57	AD107-42001	车架
58	AD107-42001	车架
59	AD107-42001	车架
60	AD107-42001	车架
61	AD107-42001	车架
62	AD107-42001	车架
63	AD107-42001	车架
64	AD107-42001	车架
65	AD107-42001	车架
66	AD107-42001	车架
67	AD107-42001	车架
68	AD107-42001	车架
69	AD107-42001	车架
70	AD107-42001	车架
71	AD107-42001	车架
72	AD107-42001	车架
73	AD107-42001	车架
74	AD107-42001	车架
75	AD107-42001	车架
76	AD107-42001	车架
77	AD107-42001	车架
78	AD107-42001	车架
79	AD107-42001	车架
80	AD107-42001	车架
81	AD107-42001	车架
82	AD107-42001	车架
83	AD107-42001	车架
84	AD107-42001	车架
85	AD107-42001	车架
86	AD107-42001	车架
87	AD107-42001	车架
88	AD107-42001	车架
89	AD107-42001	车架
90	AD107-42001	车架
91	AD107-42001	车架
92	AD107-42001	车架
93	AD107-42001	车架
94	AD107-42001	车架
95	AD107-42001	车架
96	AD107-42001	车架
97	AD107-42001	车架
98	AD107-42001	车架
99	AD107-42001	车架
100	AD107-42001	车架

### 具体车型与发动机的对应关系：

- CPC, CPCD20, 25, 30, 35-XC5K配新昌C490BPG-200发动机
- CPC, CPCD20, 25, 30, 35-XC9K配新昌A490BPG-76发动机
- CPC, CPCD20, 25, 30, 35-Q3K配全柴QC490GP发动机
- CPC, CPCD20, 25, 30, 35-WX1K配锡柴490发动机
- CPC, CPCD20, 25, 30, 35-XC11K配新柴A4D27-001发动机
- CPC, CPCD20, 25, 30, 35-XC12K配新柴4D27G40发动机
- CPC, CPCD20, 25, 30, 35-Q6K配全柴4C2-50M32发动机
- CPC, CPCD20, 25, 30, 35-Q8K配全柴4C2-50M42发动机
- CPCD30-W8K配4JG2发动机
- CPCD35-W4K配4JG2发动机

**THIS PARTS CATELOGUE COVERS PARTS IN THE MOST OF 2 TO 3.5 TON FORKLIFT TRUCKS IN K SERIES**

**Indexing Way**

Step1:Finding out the page for the system or assembly required from the indexing contents and turn to the required page, finding out the concerned drawing;

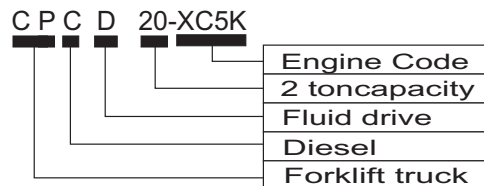
Step2:From the detail drawing,find out the parts and their item numbers.

Step3:According to these item numbers, find out details of these parts of the system or assembly from attached table.

When ordering the parts or components,please indicate the model and series number of the your forklift truck,the drawing number of parts or components you require and their quantity.

When you replace parts or components,please apply the real goods made by our company (Spare Parts Sub-company of Anhui HELI Co.,Ltd) to ensure the truck's quality.

We reserve modification right without notice Designations in the CATALOGUE



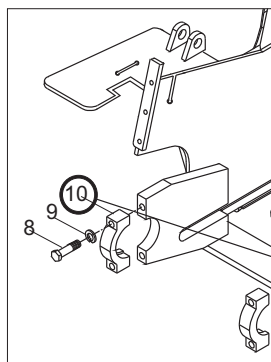
**Abbreviations in the CATALOGUE**

- ASS'Y assembly
- R.H right hand
- L.H left hand
- H.P. High pressure
- L.P. low pressure

**Version number note:** DWG form drawings are referred by adding a prefix D.

图号/FIG. No.	零件名称/Part No.	数量/Qty.	备注/Remarks
01	80164-10001	1	车架/FRAME
02	A0136-10001	1	车架/FRAME
03	A0136-10001	1	车架/FRAME
04	A0136-10001	1	车架/FRAME
05	A0136-10001	1	车架/FRAME
06	A0136-10001	1	车架/FRAME
07	A0136-10001	1	车架/FRAME
08	A0136-10001	1	车架/FRAME
09	A0136-10001	1	车架/FRAME
10	A0136-10001	1	车架/FRAME

This page code denotes this system or assembly drawing shows on the page.



According to these item numbers, find out details of these parts or the system from attached table.

Every part or componet in the drawing is expressed with only item number

图号/FIG. No.	零件名称/Part No.	数量/Qty.	备注/Remarks
01	A0107-42021	1	控制臂/CONTROL ARM
02	A0107-42021	1	控制臂/CONTROL ARM
03	A0107-42021	1	控制臂/CONTROL ARM
04	A0107-42021	1	控制臂/CONTROL ARM
05	A0107-42021	1	控制臂/CONTROL ARM
06	A0107-42021	1	控制臂/CONTROL ARM
07	A0107-42021	1	控制臂/CONTROL ARM
08	A0107-42021	1	控制臂/CONTROL ARM
09	A0107-42021	1	控制臂/CONTROL ARM
10	A0107-42021	1	控制臂/CONTROL ARM

The following trucks are provided with corresponding engine

- CPC,CPD20,25,30,35-XC5K/XINCHANG C490BPG-200 engine
- CPC,CPD20,25,30,35-XC9K/XINCHANG A490BPG-76 engine
- CPC,CPD20,25,30,35-Q3K/QUANCHAI QC490GP engine
- CPC,CPD20,25,30,35-WX1K/XICHA1 490 engine
- CPC,CPD20,25,30,35-XC11K/XINCHAI A4D27-001 engine
- CPC,CPD20,25,30,35-XC12K/XINCHAI 4D27G40 engine
- CPC,CPD20,25,30,35-Q6K/QUANCHAI 4C2-50M32 engine
- CPC,CPD20,25,30,35-Q8K/QUANCHAI 4C2-50M42 engine
- CPD30-W8K/4JG2 engine
- CPD35-W4K/4JG2 engine



图1/FIG. 1

发动机安装/ENGINE SETTING

序号 Item No	图号 Part No	版本 Edition	零部件名称 Description	件数 Q'ty	备注 Remark
A	KM911-00001	D01	Engine setting 发动机安装	1	CPC20-35-XC5K CPCD20-35-XC5K
-	KM931-00001	D01	Engine setting 发动机安装	1	CPC20-35-Q3K CPCD20-35-Q3K
-	KM971-00001	D01	Engine setting 发动机安装	1	CPC20-35-XC9K CPCD20-35-XC9K
-	KN931-00001	D00	Engine setting 发动机安装	1	CPC20-35-WX1K CPCD20-35-WX1K
-	KT951-00001	D00	Engine setting 发动机安装	1	CPC20-35-XC11K CPCD20-35-XC11K
-	KT971-00001	D00	Engine setting 发动机安装	1	CPC20-35-Q6K CPCD20-35-Q6K
-	K9TA1-00001	D00	Engine setting 发动机安装	1	CPC20-35-XC12K CPCD20-35-XC12K
-	K9TB1-00001	D00	Engine setting 发动机安装	1	CPC20-35-Q8K CPCD20-35-Q8K
01	H9G31-00301	D00	Engine 新昌C490BPG-200发动机	1	CPC20-35-XC5K CPCD20-35-XC5K
-	H9N31-00201	D00	Engine QC490GP发动机	1	CPC20-35-Q3K CPCD20-35-Q3K
-	H9G31-00201	D00	Engine 新昌A490BPG-76发动机	1	CPC20-35-XC9K CPCD20-35-XC9K
-	KN931-00201	D00	Engine 锡柴490发动机	1	CPC20-35-WX1K CPCD20-35-WX1K
-	KT951-00201	D00	Engine 新柴A4D27-001柴油机	1	CPC20-35-XC11K CPCD20-35-XC11K
-	KT971-00201	D00	Engine 全柴4C2-50M32柴油机	1	CPC20-35-Q6K CPCD20-35-Q6K
-	K9TA1-00201	D00	Engine 新柴4D27G40(京四)柴油机	1	CPC20-35-XC12K CPCD20-35-XC12K
-	K9TB1-00201	D00	Engine 全柴4C2-50M42(京四)柴油机	1	CPC20-35-Q8K CPCD20-35-Q8K
02	KM911-00201	00	Air cleaner ass'y 空滤器安装	1	See Fig.3
03	23651-02001	00	Washer 垫片	4	
04	HN231-02011	01	Rubber 橡胶垫	2	
05	22671-02001	00	Sleeve 套管	2	
06	HN231-02021	01	Rubber 橡胶垫	2	
07	B0230-10100	00	Bolt 螺栓M10x100	2	GB5782-86
08	B7720-00010	00	Nut 螺母M10	2	GB889-86

CPC,CPCD20,25,30,35-XC5K  
 CPC,CPCD20,25,30,35-XC9K  
 CPC,CPCD20,25,30,35-Q3K  
 CPC,CPCD20,25,30,35-WX1K  
 CPC,CPCD20,25,30,35-XC11K  
 CPC,CPCD20,25,30,35-XC12K  
 CPC,CPCD20,25,30,35-Q6K  
 CPC,CPCD20,25,30,35-Q8K

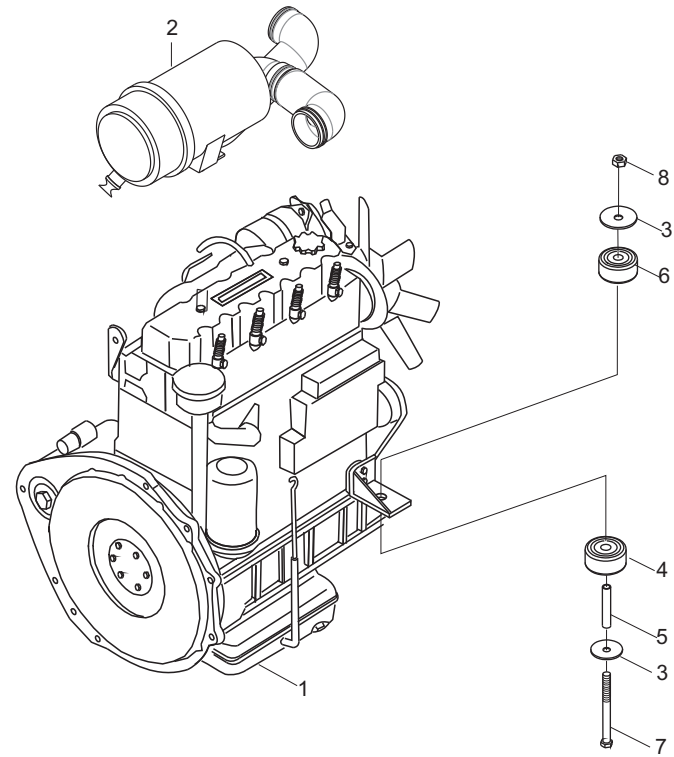










图6/FIG. 6

冷却系统(柴油)/COOLING SYSTEM(DIESEL)

序号 Item No	图号 Part No	版本 Edition	零部件名称 Description	件数 Q'ty	备注 Remark
A	HRK2TE2101 K2TE2-10001	01	Cooling system 冷却系统	1	
01	K2TE2-12001	00	Bracket 副水箱支架	1	
02	H24C2-12011	01	Bracket 支架	1	
03	B5050-00006	00	Washer 垫圈6	2	GB93-87
04	B0330-06012	00	Bolt 螺栓M6x12	2	GB5783-86
05	H24C2-10201	00	Tank 副水箱	1	
06	Z7500-08190	00	Hose 橡胶管 φ8x1900	1	
07	K2TE2-12021	00	Hose,upper 上水管	1	
08	K2TE2-10801	01	Radiator 水箱总成(液力)	1	
09	K2TE2-12011	00	Hose,lower 下水管	1	
10	A22A2-12001	00	Rubber 橡胶垫 I	2	
11	A22A2-12031	00	Rubber 橡胶垫 II	2	
12	Z4590-00045	00	Clip 双钢丝卡箍 φ45	2	
13	Z4590-00050	00	Clip 双钢丝卡箍 φ50	2	
14	B5210-00010	00	Washer 垫圈10	2	GB96-85
15	A22A2-12041	00	Bolt 螺栓	2	
16	22252-32251	00	Washer 垫片	2	
17	B4023-00008	00	Nut 螺母M8	2	GB6184-86
18	Z4590-00014	00	Clip 双钢丝卡箍 φ14	2	
19	Z7400-08070	00	Pipe,vinyl 透明胶管700	1	

CPCD30-W8K  
CPCD35-W4K

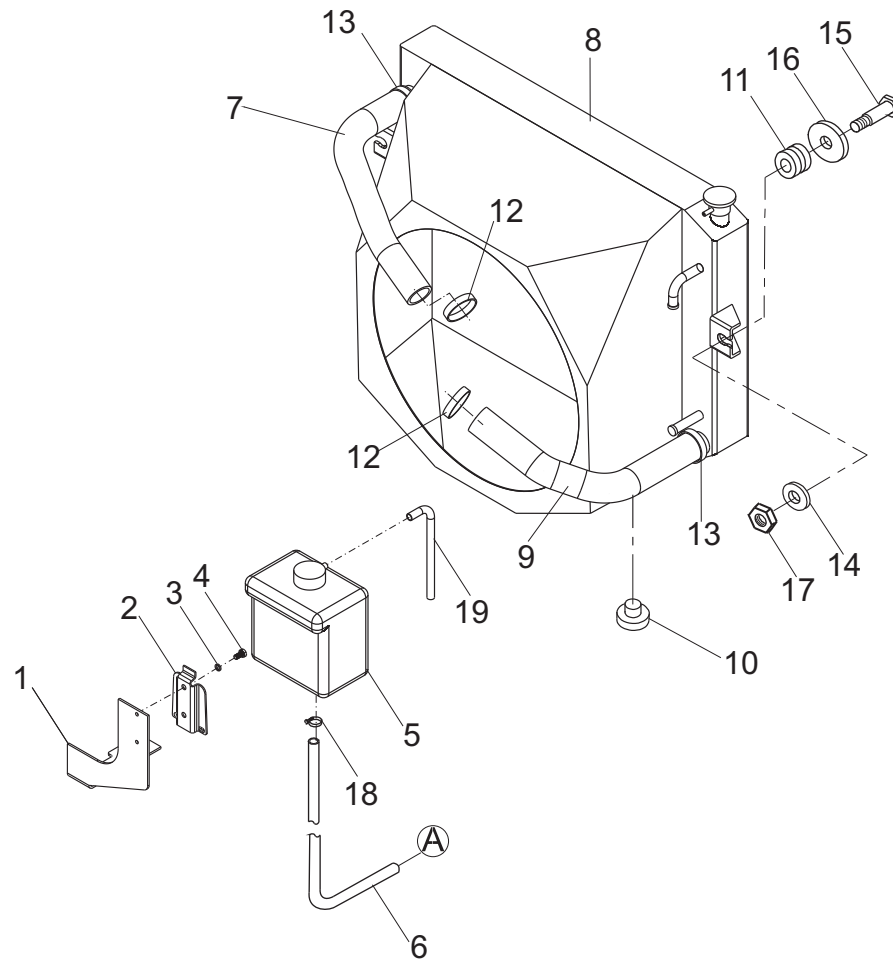


图7/FIG. 7

## 燃油系统/FUEL SYSTEM

序号 Item No	图号 Part No	版本 Edition	零部件名称 Description	件数 Q'ty	备注 Remark
A	KM912-20001	D08	Fuel system 燃油系统	1	
01	Z4590-00018	00	Clip 双钢丝卡箍 $\phi$ 18	6	
02	Z7300-10048	D00	Hose 胶管 $\phi$ 10 $\times$ 480	1	
03	KM912-10101	02	Plate 盖板总成	1	
04	B0330-05012	00	Bolt 螺栓M5 $\times$ 12	5	GB5783-86
05	H43E2-43201	00	Washer 组合垫圈	5	
06	B0330-08020	00	Bolt 螺栓M8 $\times$ 20	7	GB5783-86
07	Z6701-00827	00	Washer 组合垫圈	8	JB982-77
08	Z7300-10130	D00	Hose 胶管 $\phi$ 10 $\times$ 17 $\times$ 1300	1	GB/T2414.11(3型A级)
09	22492-42091G	D00	Clip 电瓶正极引线卡	2	
10	22197-52081	00	Plug, drain 放油螺塞	1	
11	Z6700-03027	00	Washer 组合垫圈	30	JB982-77
12	KM912-12041	01	Hose 加油管	1	
13	Z4590-00065	00	Clip 双钢丝紧箍 $\phi$ 65	2	
14	25782-21011	02	Cap 油箱盖总成	1	
15	23642-20042G	00	Packing 垫	1	
16	52252-72071	02	Packing 盖板垫	1	
17	Z7300-10110	D00	Hose 胶管 $\phi$ 10 $\times$ 17 $\times$ 1100	1	GB/T2414.11(3型A级)
18	B0330-08025	00	Bolt 螺栓M8 $\times$ 25	1	GB5783-86

CPC,CPCD20,25,30,35-XC5K  
 CPC,CPCD20,25,30,35-XC9K  
 CPC,CPCD20,25,30,35-Q3K  
 CPC,CPCD20,25,30,35-WX1K  
 CPC,CPCD20,25,30,35-XC11K  
 CPC,CPCD20,25,30,35-XC12K  
 CPC,CPCD20,25,30,35-Q6K  
 CPC,CPCD20,25,30,35-Q8K

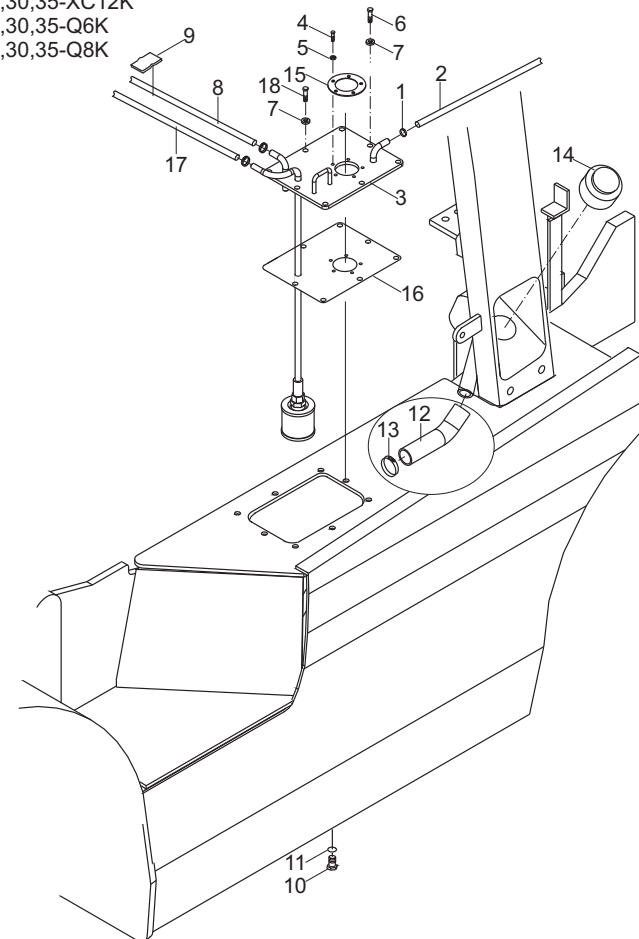


图8/FIG. 8

燃油系统/FUEL SYSTEM

序号 Item No	图号 Part No	版本 Edition	零部件名称 Description	件数 Q'ty	备注 Remark
A	K2TE2-20001	D01	Fuel system 燃油系统	1	
01	Z4590-00014	00	Clip 双钢丝卡箍 φ 14	10	
02	Z7100-10052	D00	Hose 燃油胶管 φ 10×520	1	
03	K2TD2-20201	01	Plate 盖板总成	1	
04	B0330-05012	00	Bolt 螺栓M5×12	5	GB5783-86
05	H43E2-43201	00	Washer 组合垫圈	5	
06	B0330-08020	00	Bolt 螺栓M8×20	14	GB5783-86
07	24662-22032	00	Filter 燃油滤清器	1	
08	B5050-00008	00	Washer 垫圈 φ 8	6	GB93-87
09	H2TC2-20201	01	Bracket 油水分离器支架	1	
10	22197-52081	03	Plug,drain 放油螺塞	1	
11	Z6700-03027	00	Washer 组合垫圈30	1	JB982-77
12	KM912-12041	01	Hose 加油管	1	
13	Z4590-00065	00	Clip 双钢丝紧箍 φ 65	2	
14	25782-21011	02	Cap 油箱盖总成	1	
15	H25S2-23011	00	Filter 柴油滤清器	1	
16	52252-72071	03	Packing 盖板垫	1	
17	Z7300-08045	D00	Hose 低压胶管 φ 8X13X450	1	
18	Z7300-08030	00	Hose 低压胶管 φ 6X13X300	2	
19	Z7300-08028	D00	Hose 低压胶管 φ 6X13X280	1	
20	Z6701-00827	00	Washer 组合垫圈	8	JB982-77

CPCD30-W8K  
CPCD35-W4K

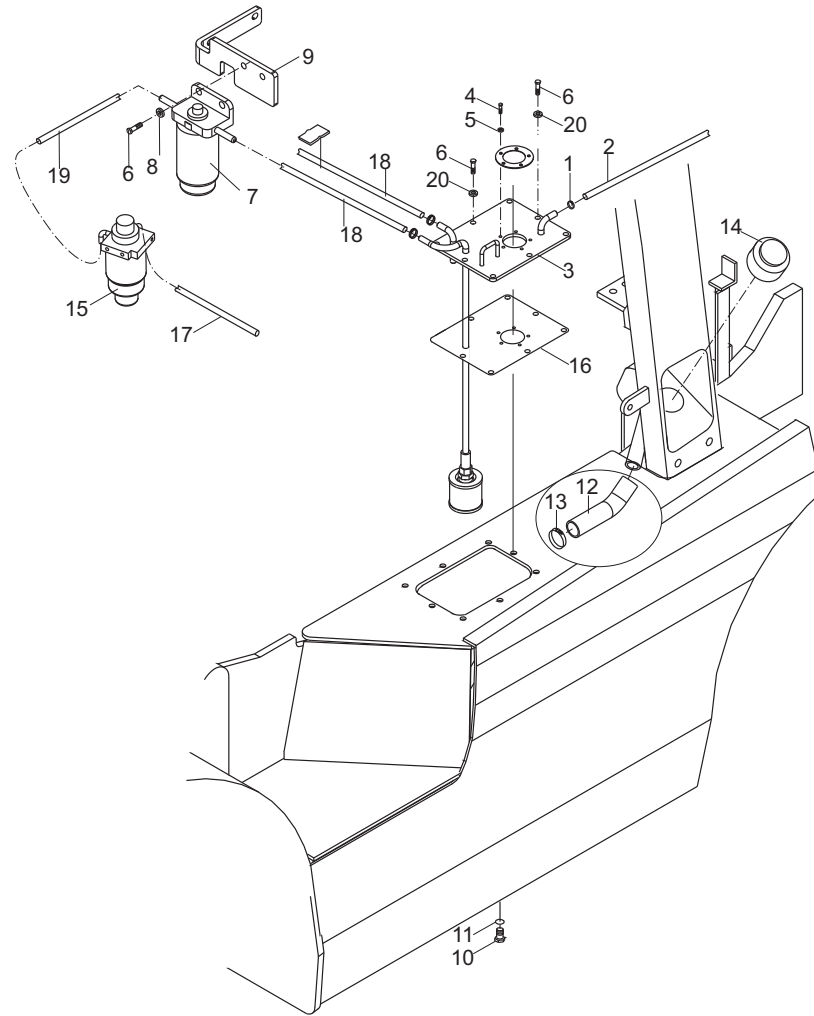




图9/FIG. 9

## 排气系统/EXHAUST SYSTEM

序号 Item No	图号 Part No	版本 Edition	零部件名称 Description	件数 Q'ty	备注 Remark
A	AF932-30001	D02	Exhaust system 排气系统	1	
01	A9G52-32001	01	Shim 法兰垫	1	
02	B0110-10025	00	Bolt 螺栓M10×25	2	GB5781-86
03	B5050-00010	00	Washer,lock 垫圈10	2	GB93-87
04	B5111-00010	00	Washer 垫圈10	2	GB95-85
05	AF932-30201	D00	Pipe ass'y 排气管总成	1	
06	AF932-30301	D03	Muffler 消声器总成	1	For 3.0-3.5t
-	AF932-30401	D00	Muffler Mx型灭火消声器	1	For 3.0-3.5t
-	AF932-30901	D01	Muffler 净化消声器	1	For 3.0-3.5t
-	AF932-30601	D02	Muffler 消声器总成	1	For 2.0-2.5t
-	AF932-30701	D00	Muffler Mx型灭火消声器	1	For 2.0-2.5t
-	AF932-30801	D02	Muffler 净化消声器	1	For 2.0-2.5t
07	A22A2-32021	01	Bolt 螺栓	2	
08	22252-32251	00	Shim 垫片	2	
09	22252-32241	00	Rubber 橡胶垫	4	
10	B5210-00010	00	Washer 垫圈10	2	GB96-85
11	B4016-00010	00	Nut 螺母M10	2	GB6184-86
12	AF932-32041	01	U-bolt U型螺栓	1	
13	AF932-32051	00	Plate U型卡板	1	
14	B4116-00008	00	Nut 螺母M8	2	GB6170-86
15	B5050-00008	00	Washer,lock 垫圈8	2	GB93-87
16	B5310-00008	00	Washer 垫圈8	2	GB97.1-85

CPC,CPCD20,25,30,35-XC5K  
 CPC,CPCD20,25,30,35-XC9K  
 CPC,CPCD20,25,30,35-Q3K  
 CPC,CPCD20,25,30,35-WX1K  
 CPC,CPCD20,25,30,35-XC11K  
 CPC,CPCD20,25,30,35-XC12K  
 CPC,CPCD20,25,30,35-Q6K  
 CPC,CPCD20,25,30,35-Q8K

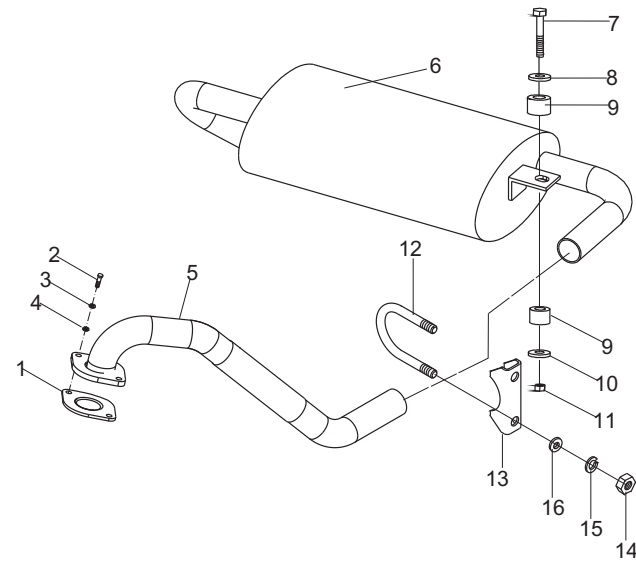


图10/FIG. 10

排气系统/EXHAUST SYSTEM

序号 Item No	图号 Part No	版本 Edition	零部件名称 Description	件数 Q'ty	备注 Remark
A	HRK2TE2301	D00	Exhaust system 排气系统	1	
01	K2TE2-30101	00	Pipe ass'y 前排气管总成	1	
02	H25N2-32001	03	Shim 垫片	1	
03	B4123-00008	00	Nut 螺母M8	2	GB6170-86
04	B5050-00008	00	Washer,lock 垫圈8	2	GB93-87
05	B4023-00008	00	Nut 螺母M8	2	GB6184-86
06	22252-32241	00	Rubber 橡胶垫	4	
07	22252-32251	00	Shim 垫片	2	
08	B5210-00010	00	Washer 垫圈10	2	GB96-85
09	A22A2-32021	01	Bolt 螺栓	2	
10	AF932-30301	D03	Muffler 消声器总成	1	3-3.5t
-	AF932-30901	D01	Muffler 净化消声器	1	3-3.5t
-	AF932-30401	D00	Muffler Mx型灭火消声器	1	3-3.5t
11	B5310-00010	00	Washer 垫圈8	2	GB97.1-85
12	B5050-00008	00	Washer,lock 垫圈8	2	GB93-87
13	B4116-00008	00	Nut 螺母M8	2	GB6170-86
14	AF932-32051	01	Plate U型卡板	1	
15	AF932-32041	00	U-bolt U型螺栓	1	

CPCD30-W8K  
CPCD35-W4K

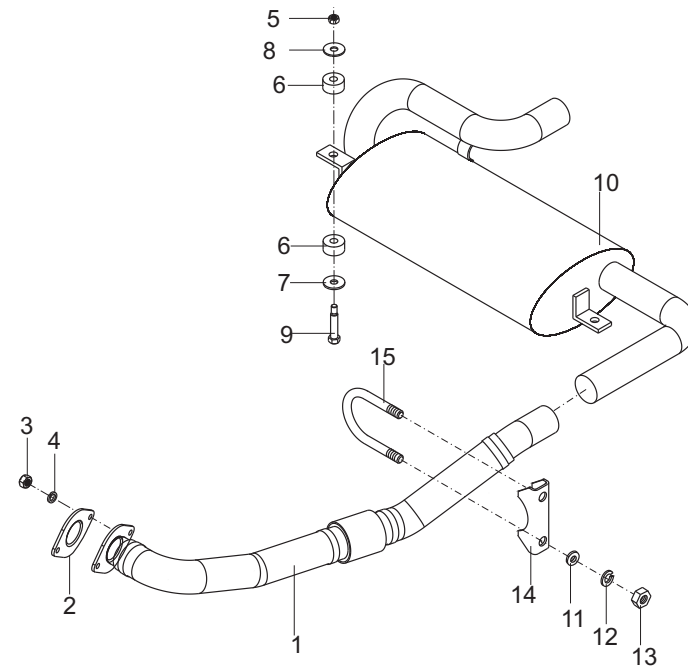


图11/FIG. 11

电气系统/ELECTRIC SYSTEM

序号 Item No	图号 Part No	版本 Edition	零部件名称 Description	件数 Q'ty	备注 Remark
A	AF932-40001	D06	Electric system 电气系统	1	
01	Z8610-12000	D01	Front combination lamp ass'y前组合灯	2	
02	Z8600-121WD	00	Head lamp 前大灯	2	
03	A22A2-40260*3	D00	Rubber ring 出线胶圈	2	
04	Z3652-42071G	D01	Cable , head lamp 前大灯线束	2	
05	D04ZB909	D02	Meter 组合仪表	1	
06	Z8710-04110	D00	Start switch 启动开关	1	
07	D09JK211	D00	Lamp switch 灯开关	1	
08	A22A2-40260*2	D00	Rubber ring 出线胶圈(前下孔)	1	
09	Z8500-1D124	D00	Horn 喇叭DL124	1	
10	B0110-08016	00	Bolt 螺栓M8x16	1	GB5781-86
11	B5050-00008	00	Washer,lock 垫圈8	1	GB93-87
12	Z8730-0802A	D00	Switch , turn signal 转向灯开关	1	
13	Z8740-JK205	00	Foot brake switch 脚制动开关	1	
14	Z9260-30100	D00	Belt 捆扎带3x100	8	
15	H24C2-42131	00	Belt 固定可松开式锁式扎带	20	
16	AF932-40301	D04	Wiring harness , body 车身线束	1	
17	AF932-40201	D00	Principle diagram 电气接线图	1	
18	AF932-40401	D02	Box 集成电器盒	1	
19	B1210-06016	00	Screw 螺钉M6x16	4	GB818-85
20	B5050-00006	00	Washer,lock 垫圈6	4	GB93-87
21	B5111-00006	00	Washer 垫圈6	4	GB95-85
22	Z8421-18214	D02	Fuel level sending unit 油量传感器	1	
23	D016-QW-80	00	Battery 蓄电池	1	
24	A22A2-40900	D00	Fuse 易熔线	1	
25	A91A2-40500	D00	Cable 电瓶引线 (+)	1	
26	A22A2-40400	D00	Cable 电瓶引线 (-)	1	
27	Z8510-120DZ	D01	Back buzzer 倒车蜂鸣器	1	
28	B1210-06016	00	Screw 螺钉M6x16	1	GB818-85
29	B5050-00006	00	Washer,lock 垫圈6	1	GB93-87

CPC,CPCD20,25,30,35-XC5K  
 CPC,CPCD20,25,30,35-XC9K  
 CPC,CPCD20,25,30,35-Q3K  
 CPC,CPCD20,25,30,35-WX1K  
 CPC,CPCD20,25,30,35-XC11K  
 CPC,CPCD20,25,30,35-XC12K  
 CPC,CPCD20,25,30,35-Q6K  
 CPC,CPCD20,25,30,35-Q8K

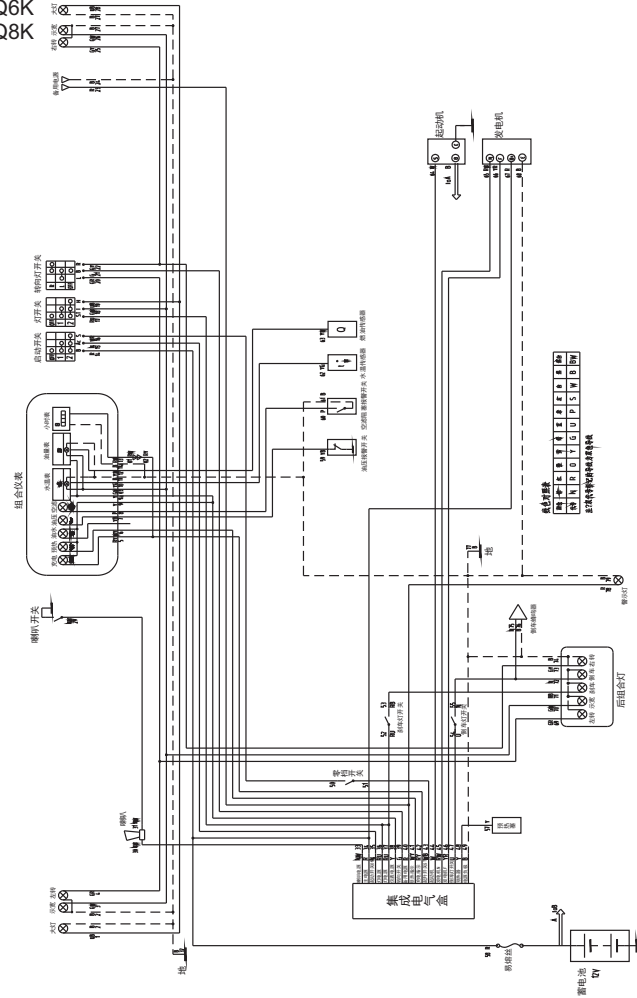


图11/FIG. 11

电气系统/ELECTRIC SYSTEM

序号 Item No	图号 Part No	版本 Edition	零部件名称 Description	件数 Q'ty	备注 Remark
30	B4116-00006	00	Nut 螺母M6	1	GB6170-86
31	B5111-00006	00	Washer 垫圈6	1	GB95-85
32	HRH92A2401	D00	Cable 电瓶正极引线卡	2	
33	Z8770-82210	D00	Switch 油压报警开关	1	
34	Z8411-12703	D01	Water temp sending unit 水温传感器	1	
35	Z8620-12000	D00	Rear combination lamp ass'y后组合灯	2	
36	A22A2-42000a	D00	Mat 后组合灯垫	2	
37	H24C2-40231	D01	Wiring harness , overhead guard 后护顶架线束	1	
38	Z8600-120WD	00	Head lamp 前大灯	1	选用Option
39	D09JK108	D00	Switch , third 三档开关	1	选用Option
40	AF932-40501	D00	Wiring harness, rear light后工作灯线束	1	选用Option
41	E19M5-10231	00	Bracket 后工作灯支架	1	选用Option
42	H24C2-40491	D00	Caution light 警示灯	1	选用Option
43	H24C2-40431	D00	Caution light harness 警示灯线束	1	选用Option
44	H24C2-40492	D00	Caution light 警示灯	1	选用Option
45	H24C2-40432	D00	Caution light harness 警示灯线束	1	选用Option
46	XH9-3MJ	D00	Caution light 警示灯	1	选用Option
47	D09JK211J	D00	Switch , caution light 警示灯开关	1	选用Option
48	AF932-40701	01	Wiring harness 后过渡线束	1	装驾驶室用 For cab

CPC, CPCD20, 25, 30, 35-XC5K  
 CPC, CPCD20, 25, 30, 35-XC9K  
 CPC, CPCD20, 25, 30, 35-Q3K  
 CPC, CPCD20, 25, 30, 35-WX1K  
 CPC, CPCD20, 25, 30, 35-XC11K  
 CPC, CPCD20, 25, 30, 35-XC12K  
 CPC, CPCD20, 25, 30, 35-Q6K  
 CPC, CPCD20, 25, 30, 35-Q8K

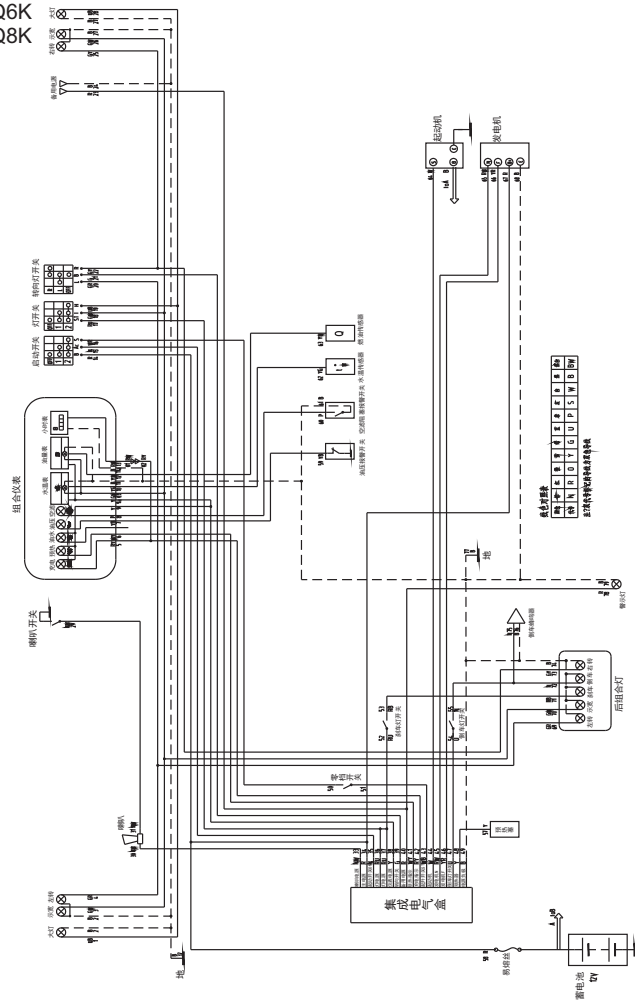


图12/FIG. 12

序号 Item No	图号 Part No	版本 Edition	零部件名称 Description	件数 Q'ty	备注 Remark
A	HRK2MG2401	D00	Electric system 电气系统	1	
01	Z8610-12000	D01	Front combination lamp ass'y前组合灯	2	
02	Z8600-121WD	00	Head lamp 前大灯	2	
03	A22A2-40260-3	D00	Rubber ring 出线胶圈	2	
04	Z3652-42071G	D01	Cable, head lamp 前大灯线束	2	
05	A22A2-40260-2	D00	Rubber ring 出线胶圈	2	
06	HRH25S2421	D01	Principle diagram 电气线路图	1	
07	K2TE2-40251	D00	Wiring harness, body 车身线束	1	普通控制 Normal control
08	H25N2-40261	D03	Wiring harness, body 车身线束	1	电液换向 Electric-hydraulic
09	Z8500-1D124	D00	Horn 喇叭	1	
10	B0330-08016	00	Bolt 螺栓M8x16	1	GB5783-86
11	B5050-00008	00	Washer,lock 垫圈8	1	GB93-87
12	H24C2-42131	00	Belt 固定可松开式锁式扎带	20	
13	Z9260-40200	00	Belt 捆扎带4x200	6	
14	H24C2-40701	D00	Dust ring 防尘胶圈	2	
15	Z8620-12000	D00	Rear combination lamp ass'y后组合灯	2	
16	A22A2-42000A	D00	Mat 后组合灯垫	2	
17	H24C2-40231	D01	Wiring harness, overhead guard 后护顶架线束	1	
18	Z8740-JK205	D00	Foot brake switch 脚制动开关	1	
19	D04ZB909-X	D00	Meter ass'y 组合仪表总成	1	机械换向配不通用钥匙 Machine-hydraulic, Particular key 中性包装 Neutral Packing
20	D04ZB909-X1	D00	Meter ass'y 组合仪表总成	1	机械换向配通用钥匙 Machine-hydraulic, Universal key 中性包装 Neutral Packing
21	H24C2-40511-X2	D00	Meter ass'y 组合仪表总成	1	电液换向配不通用钥匙 Electric-hydraulic, Particular key 中性包装 Neutral Packing
22	H24C2-40511-X3	D00	Meter ass'y 组合仪表总成	1	电液换向配通用钥匙 Electric-hydraulic, Universal key 中性包装 Neutral Packing
23	H2YY2-40801	D01	Double handle combination switch 双手柄组合开关	1	
24	Z8730-0802A	D00	Switch, turn signal 转向灯开关	1	
25	A73J2-40402A	00	Handle brake switch 手制动开关	1	电液换向 Electric-hydraulic

电气系统/ELECTRIC SYSTEM

CPCD30-W8K  
CPCD35-W4K

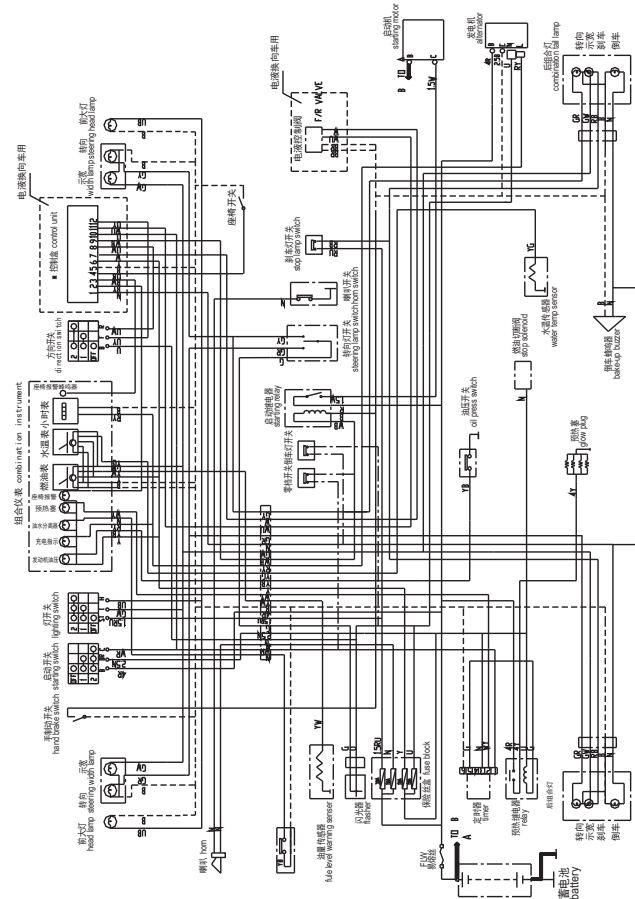


图12/FIG. 12

电气系统/ELECTRIC SYSTEM

序号 Item No	图号 Part No	版本 Edition	零部件名称 Description	件数 Qty	备注 Remark
26	AF932-40401	D02	Box 集成电器盒	1	普通控制 Normal control
27	D03HCKJ012	D03	Central control box 中央控制盒	1	电液换向 Electric-hydraulic
28	B1210-06016	00	Screw 螺钉M6x16	4	GB818-85
29	B5050-00006	00	Washer,lock 垫圈6	4	GB93-87
30	B5310-00006	00	Washer 垫圈6	4	GB97.1-85
31	Z8421-18214	D02	Fuel level sending unit 油量传感器	1	
32	A23F2-40420	D00	Cable 电瓶引线(+)	1	
33	A22A2-40400	D00	Cable 电瓶引线(-)	1	
34	D016-QW-80	D00	Battery 蓄电池	1	
35	A22A2-40900	D00	Fuse 易熔线	1	
36	Z8510-120DZ	D01	Back buzzer 倒车蜂鸣器	1	
37	B1210-06016	00	Screw 螺钉M6x16	1	GB818-85
38	B5050-00006	00	Washer,lock 垫圈6	1	GB93-87
39	B4123-00006	00	Nut 螺母M6	1	GB6170-86
40	B5310-00006	00	Washer 垫圈6	1	GB97.1-85
41	HRA92A2401	00	Cable 电瓶正极引线卡	2	
42	Z8411-12703	D01	Water temp sending unit 水温传感器	1	
43	H24C2-40491	D00	Caution light 警示灯	1	选用Option
44	H24C2-40431	D00	Caution light harness 警示灯线束	1	选用Option
45	XH9-3MJ	D00	Caution light 警示灯	1	选用Option
46	H24C2-40492	D00	Caution light 警示灯	1	选用Option
47	H24C2-40432	D00	Caution light harness 警示灯线束	1	选用Option
48	D09JK211J	D00	Switch, caution light 警示灯开关	1	选用Option
49	Z8600-121WD	00	Head lamp 前大灯	1	后工作灯选用 Option
50	D09JK211	D00	Switch, rear light 后工作灯开关	1	后工作灯选用 Option
51	AF932-40501	D00	Wiring harness, rear light 后工作灯线束	1	后工作灯选用 Option
52	H25S2-40281	00	Bracket 后工作灯支架	1	后工作灯选用 Option
53	H25S2-40401	D00	Rear light harness 后工作灯过渡线	1	驾驶室及后工作灯选用 Option

CPCD30-W8K  
CPCD35-W4K

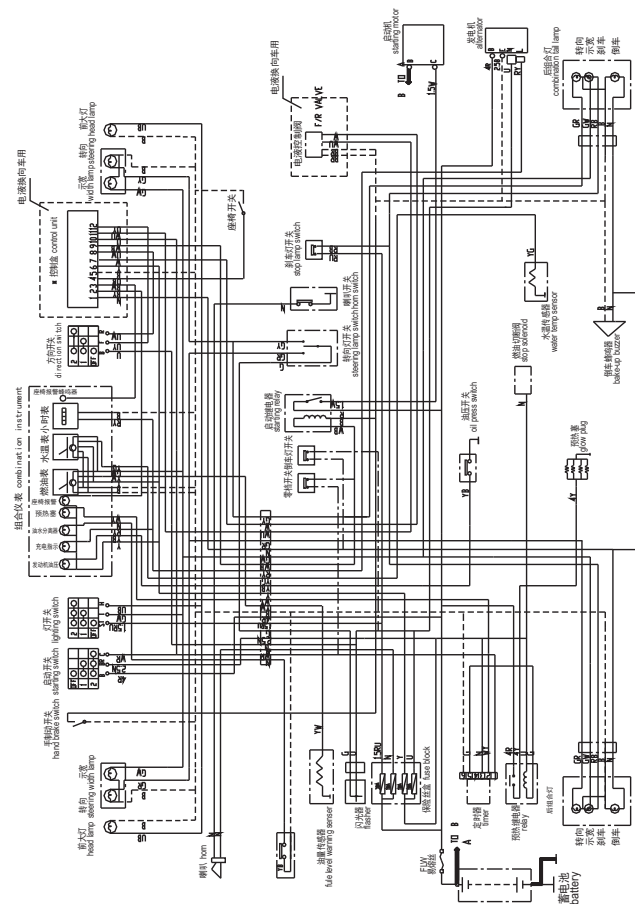


图13/FIG. 13

传动装置安装(液力式)/TRANSMISSION UNIT MOUNT (TOR-CON TYPE)

序号 Item No	图号 Part No	版本 Edition	零部件名称 Description	件数 Q'ty	备注 Remark
01	A29B2-50201	D00	Transmission case 液力变速箱总成	1	
02	B0230-10035	00	Bolt 螺栓M10X35	9	GB5782-86
03	B5050-00010	00	Washer,lock 垫圈10	9	GB93-87
04	B0430-12040	00	Bolt 螺栓M10X1.25X40	12	GB5785-86
05	B5050-00012	00	Washer,lock 垫圈12	12	GB93-87
06	24452-52001	00	Packing 垫片	1	
07	H24C3-50201	00	Differential ass'y 差速器总成	1	

CPC,CPCD20,25,30,35-XC5K  
 CPC,CPCD20,25,30,35-XC9K  
 CPC,CPCD20,25,30,35-Q3K  
 CPC,CPCD20,25,30,35-WX1K  
 CPC,CPCD20,25,30,35-XC11K  
 CPC,CPCD20,25,30,35-XC12K  
 CPC,CPCD20,25,30,35-Q6K  
 CPC,CPCD20,25,30,35-Q8K

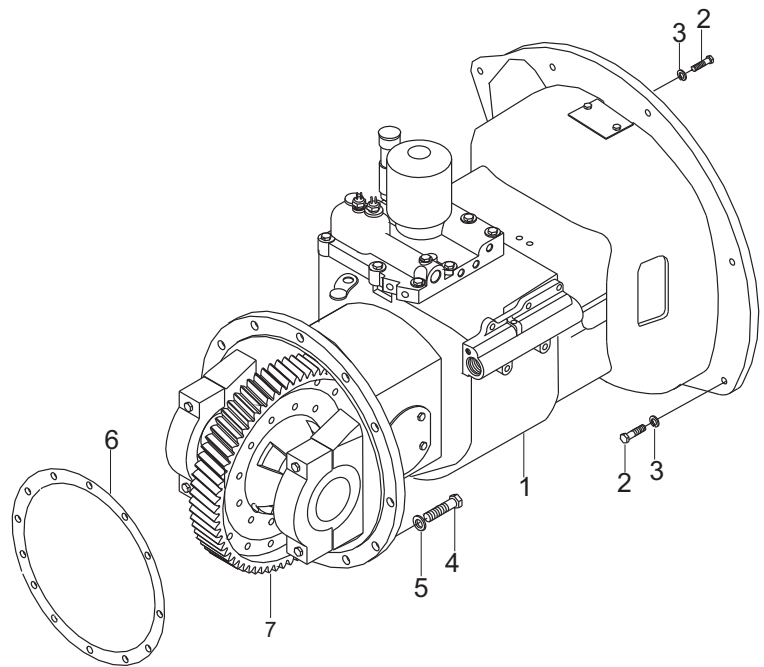


图14/FIG. 14

## 传动装置安装(液力式)/TRANSMISSION UNIT MOUNT (TOR-CON TYPE)

序号 Item No	图号 Part No	版本 Edition	零部件名称 Description	件数 Q'ty	备注 Remark
A	LC-1-25S	00	Transmission unit mount 传动装置安装	1	
01	HRH25S3801 H25S3-80301	D05	Drive unit 液力变速箱	1	机液控制 Machine-hydraulic
-	HRH25S3801 H25S3-80311	D05	Drive unit 液力变速箱	1	电液控制 Electric-hydraulic
02	B5050-00012	00	Washer, lock 垫圈	12	GB93-87
03	B0530-12040	00	Bolt 螺栓	12	M12 × 1.25 × 40 GB5785-86
04	B4123-00010	00	Nut 螺母	1	M10 GB6170-86
05	B5210-00010	00	Washer, 垫圈	1	GB96-85
06	B0330-10060	00	Bolt 螺栓	1	M10 × 60 GB5783-86 其余Etceteras
-	B0330-10050	00	Bolt 螺栓	6	M10 × 50 GB5783-86 CPQD20-35
07	B5050-00010	00	Washer, lock 垫圈	8	GB93-87
08	B0530-10035	00	Bolt 螺栓	7	M10 × 1.25 × 35 GB5785-86 其余Etceteras
-	B0330-10035	00	Bolt 螺栓	2	M10 × 35 GB5783-86 CPQD20-35
09	55593-52161G	00	Clip 管夹片	1	
10	24452-52001	02	Packing 垫片	1	

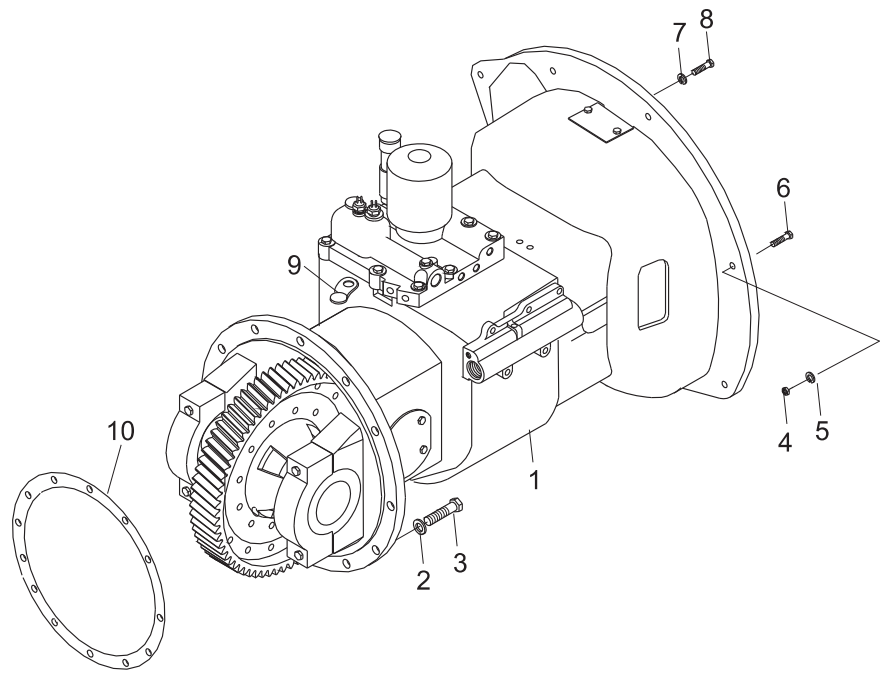
CPCD30-W8K  
CPCD35-W4K



图15/FIG. 15

传动装置(液力式)/TRANSMISSION UNIT (TOR-CON TYPE)

序号 Item No	图号 Part No	版本 Edition	零部件名称 Description	件数 Q'ty	备注 Remark
01	22502-52113G	00	Case, tor-con 变矩器壳体	1	
02	12163-82232	02	Cup 加油口盖	1	
03	H25S3-84001	01	Plug 螺塞总成	1	
04	12163-80301G	00	Tor-con ass'y 变矩器总成	1	
05	15583-80221	02	Charging pump ass'y 供油泵总成	1	See Fig.18
06	15583-82201	00	Gasket 衬垫	1	
07	124U3-82521	01	Strainer 滤油器	1	
08	12163-82811	00	Gasket 滤油器纸垫	1	
09	H2FH3-82031	00	Cover 密封端盖	1	
10	G0121-00011	00	Plug 内六角螺塞1/4"	2	
11	B0330-10025	00	Bolt 螺栓M10X25	4	GB5783-86
12	11243-82501	00	Gasket 垫片	1	
13	B0330-10075	00	Bolt 螺栓M10X75	1	GB5783-86
14	B0330-10055	00	Bolt 螺栓M10X55	3	GB5783-86
15	B0330-10050	00	Bolt 螺栓M10X50	1	GB5783-86
16	B0330-10030	00	Bolt 螺栓M10X30	4	GB5783-86
17	B5050-00010	00	Washer 垫圈10	19	GB93-87
18	B3120-12020	00	Pin 销B12X20	2	GB119-76
19	Z6004-01502	00	O-ring O形圈15X2.4	1	GB1235-76
20	120M3-82011	00	Case, mission 壳体	1	
21	B0330-08045	00	Bolt 螺栓M8X45	4	GB5783-86
22	B0330-08035	00	Bolt 螺栓M8X35	2	GB5783-86
23	12163-82561	00	Gasket 衬垫	6	
24	14883-80201	00	Clutch, hydraulic 离合器总成	1	See Fig.19
25	12163-42201	00	Shaft, idler 惰轮轴	1	
26	Z-6206-2RS	00	Bearing 轴承6206-2RS	1	GB/T276-94
27	12163-42211	00	Gear, kdler 惰轮	1	
28	B6050-00024	00	Snap ring 挡圈24	2	GB893-86
29	Z-6207	00	Bearing 轴承6207	2	GB/T276-94
30	12163-42231	00	Gear, output 输出齿轮	1	

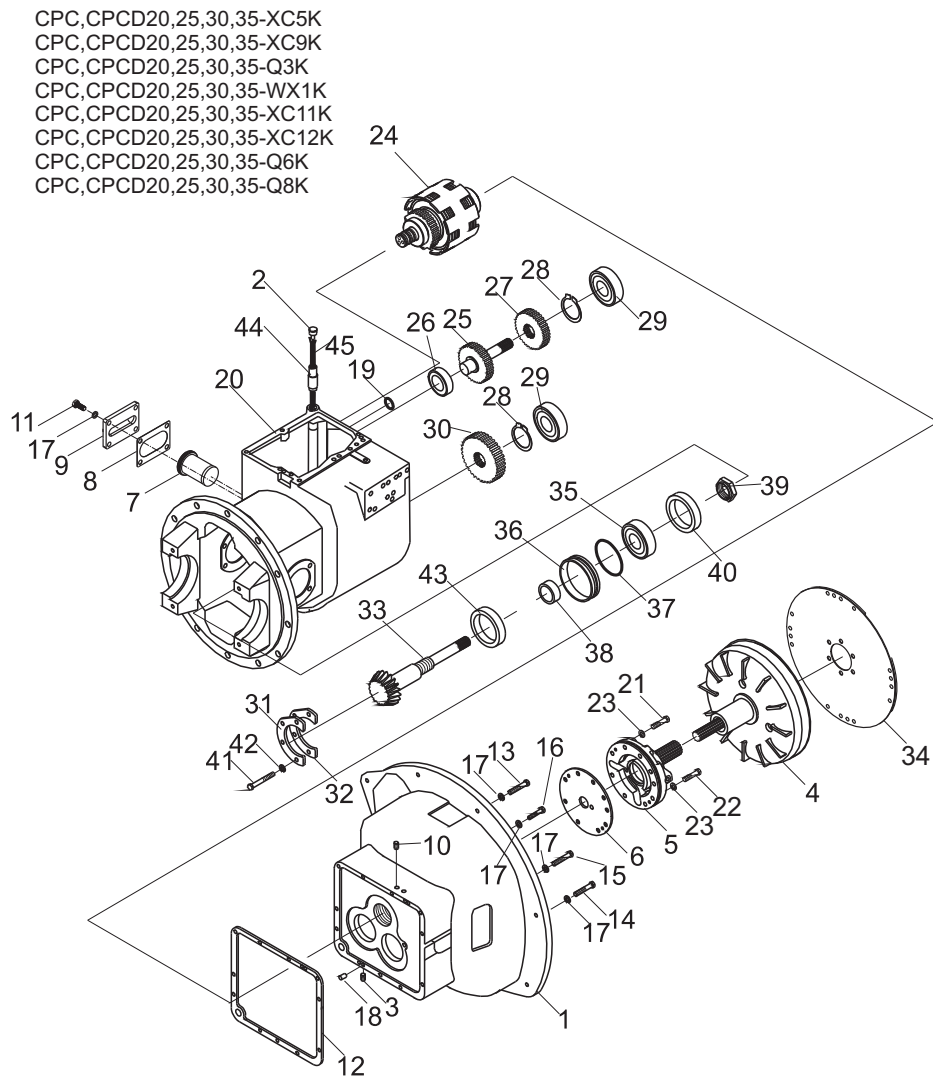


图15/FIG. 15

传动装置(液力式)/TRANSMISSION UNIT (TOR-CON TYPE)

序号 Item No	图号 Part No	版本 Edition	零部件名称 Description	件数 Q'ty	备注 Remark
31	12163-82151	00	Plate, bearing support	支承片	1
32	12163-82571	00	Shim	垫片	AR
-	12163-82581	00	Shim	垫片	AR
-	12163-82591	00	Shim	垫片	AR
33	14463-42001	02	Shaft, output	输出轴	1
34	13683-82021	00	Plate	弹性板	1
35	Z-7208	00	Bearing	轴承7208	1
36	12163-82121	00	Retainer, oil seal	油封保持架	1
37	Z6003-08003	00	O-ring	O形圈80×3.1	1 GB1235-76
38	12163-82131	00	Seal, oil	油封	1
39	11243-82621	00	Nut	螺母	1
40	12163-82501	00	Shim	垫	AR
-	12163-82511	00	Shim	垫	AR
-	12163-82521	00	Shim	垫	AR
-	12163-82551	00	Shim	垫	AR
41	B0330-08020	00	Bolt	螺栓M8×20	4 GB5783-86
42	B5050-00008	00	Washer	垫圈8	4 GB93-87
43	12163-82191	00	Collar	轴环	1
44	12163-82221	00	Pipe oil fill	加油管	1
45	12163-82421	00	Gasket	衬垫	1

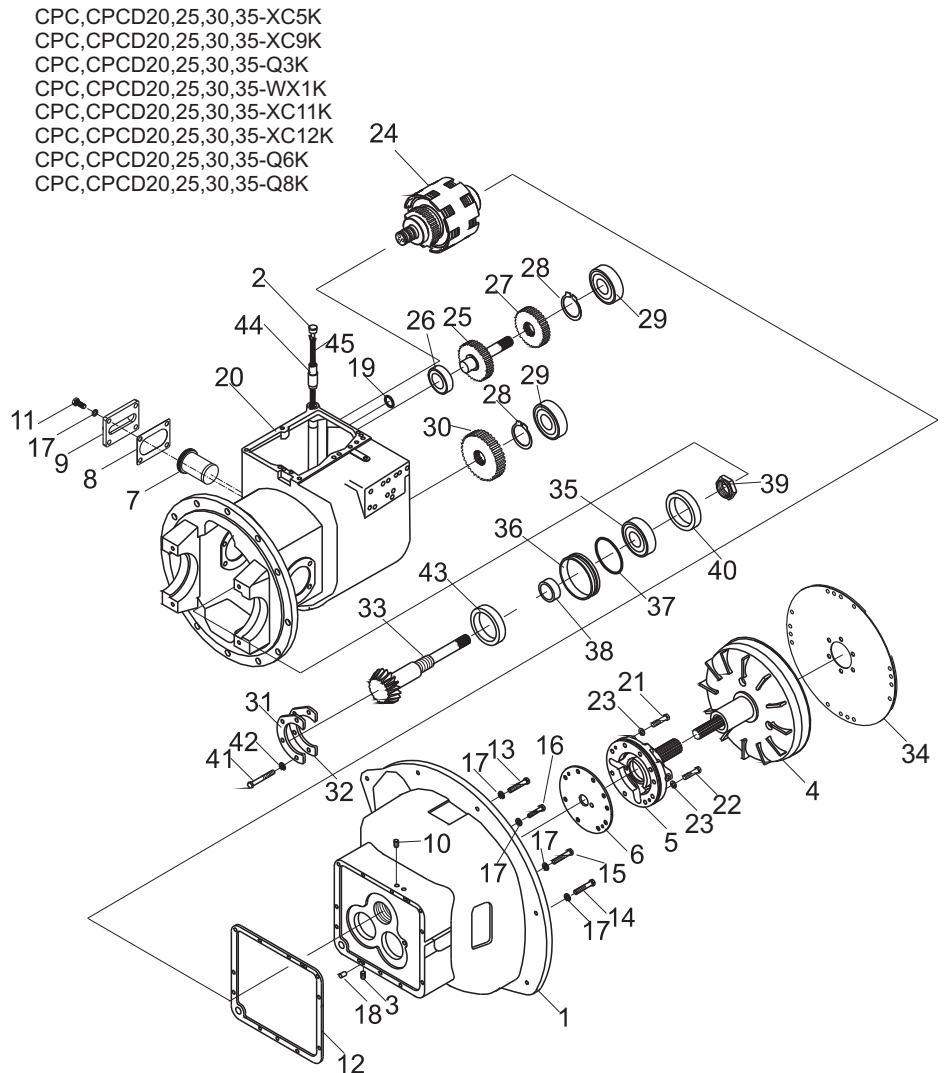


图16/FIG. 16

传动装置(液力式)/TRANSMISSION UNIT (TOR-CON TYPE)

序号 Item No	图号 Part No	版本 Edition	零部件名称 Description	件数 Q'ty	备注 Remark
A	LC-2.1-25S	00	Transmission unit 传动装置(液力式)	1	
01	H25S3-82001	00	Case, tor-con 变矩器壳体	1	
02	12163-82232	00	Cup 加油口盖	1	
03	H25S3-84001	01	Plug 螺塞总成	1	
04	H25S3-20001	01	Tor-con ass'y 变矩器总成	1	
05	15583-80221	02	Charging pump ass'y 供油泵总成	1	See Fig.18
06	15583-82201	00	Gasket 衬垫	1	
07	124U3-82521	01	Strainer 滤油器	1	
08	12163-82811	00	Gasket 滤油器纸垫	1	
09	H2FH3-82031	00	Cover 密封端盖	1	
10	G0121-00011	D00	Plug 内六角螺塞1/4"	2	
11	B0330-10025	00	Bolt 螺栓M10x25	4	GB5783-86
12	11243-82501	00	Gasket 垫片	1	
13	B0330-10075	00	Bolt 螺栓M10X75	1	GB5783-86
14	B0330-10055	00	Bolt 螺栓M10X55	3	GB5783-86
15	B0330-10050	00	Bolt 螺栓M10X50	1	GB5783-86
16	B0330-10030	00	Bolt 螺栓M10X30	4	GB5783-86
17	B5050-00010	00	Washer 垫圈10	19	GB93-87
18	B3120-12020	00	Pin 销B12X20	2	GB119-76
19	Z6004-01502	00	O-ring 0形圈15X2.4	1	GB1235-76
20	120M3-82011	00	Case, mission 壳体	1	
21	12163-82561	00	Gasket 衬垫	6	
22	13683-82021	00	Plate 弹性板	1	
23	12163-82801	D00	Bolt 螺栓M10x1.25x16	6	
24	14883-80201	00	Clutch, hydraulic 离合器总成	1	See Fig.19
25	12163-42201	00	Shaft, idler 惰轮轴	1	
26	Z-6206E	00	Bearing 轴承6206E	1	GB/T276-94
27	12163-42211	00	Gear, kdler 惰轮	1	
28	B6050-00024	00	Snap ring 挡圈24	2	GB893-86
29	Z-6207	00	Bearing 轴承6207	2	GB/T276-94

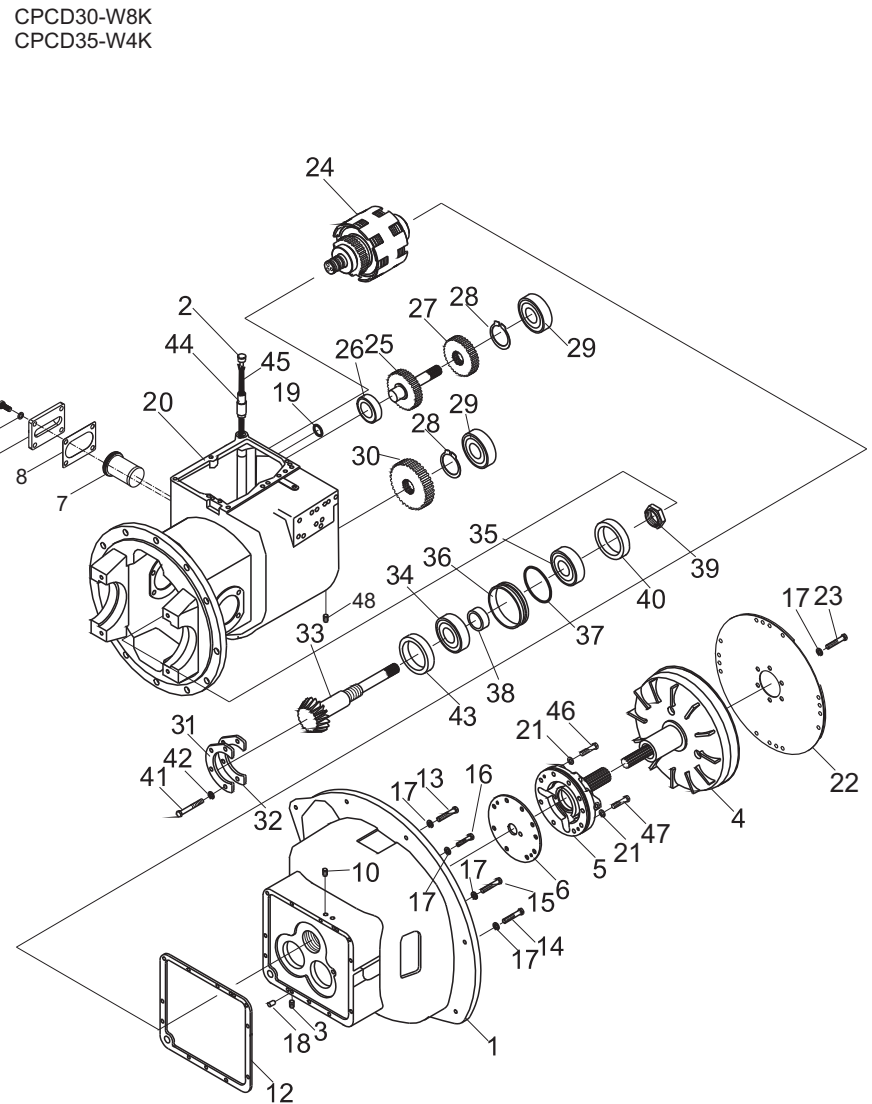


图16/FIG. 16

传动装置(液力式)/TRANSMISSION UNIT (TOR-CON TYPE)

序号 Item No	图号 Part No	版本 Edition	零部件名称 Description	件数 Q'ty	备注 Remark
30	12163-42231	00	Gear,output 输出齿轮	1	
31	12163-82151	00	Plate, bearing support 支承片	1	
32	12163-82571	00	Shim 垫片	AR	
-	12163-82581	00	Shim 垫片	AR	
-	12163-82591	00	Shim 垫片	AR	
33	14463-42001	02	Shaft, output 输出轴	1	
34	Z-32208	00	Bearing 轴承32208	1	GB/T297-94
35	Z-30208	00	Bearing 轴承30208	1	GB/T297-94
36	12163-82121	00	Retainer, oil seal 油封保持架	1	
37	Z6003-08003	00	O-ring 0形圈80×3.1	1	GB1235-76
38	12163-82131	00	Seal, oil 油封	1	
39	11243-82621	00	Nut 锁紧螺母	1	
40	12163-82501	00	Shim 垫	AR	
-	12163-82511	00	Shim 垫	AR	
-	12163-82521	D00	Shim 垫	AR	
-	12163-82551	D00	Shim 垫	AR	
41	B0330-08020	00	Bolt 螺栓M8×20	4	GB5783-86
42	B5050-00008	00	Washer 垫圈8	4	GB93-87
43	12163-82191	00	Collar 轴环	1	
44	12163-82221	00	Pipe oil fill 加油管	1	
45	12163-82421	00	Gasket 衬垫	1	
46	B0330-08045	00	Bolt 螺栓M8X45	4	GB5783-86
47	B0330-08035	00	Bolt 螺栓M8X35	2	GB5783-86
48	22193-03001	01	Plug 堵塞	1	

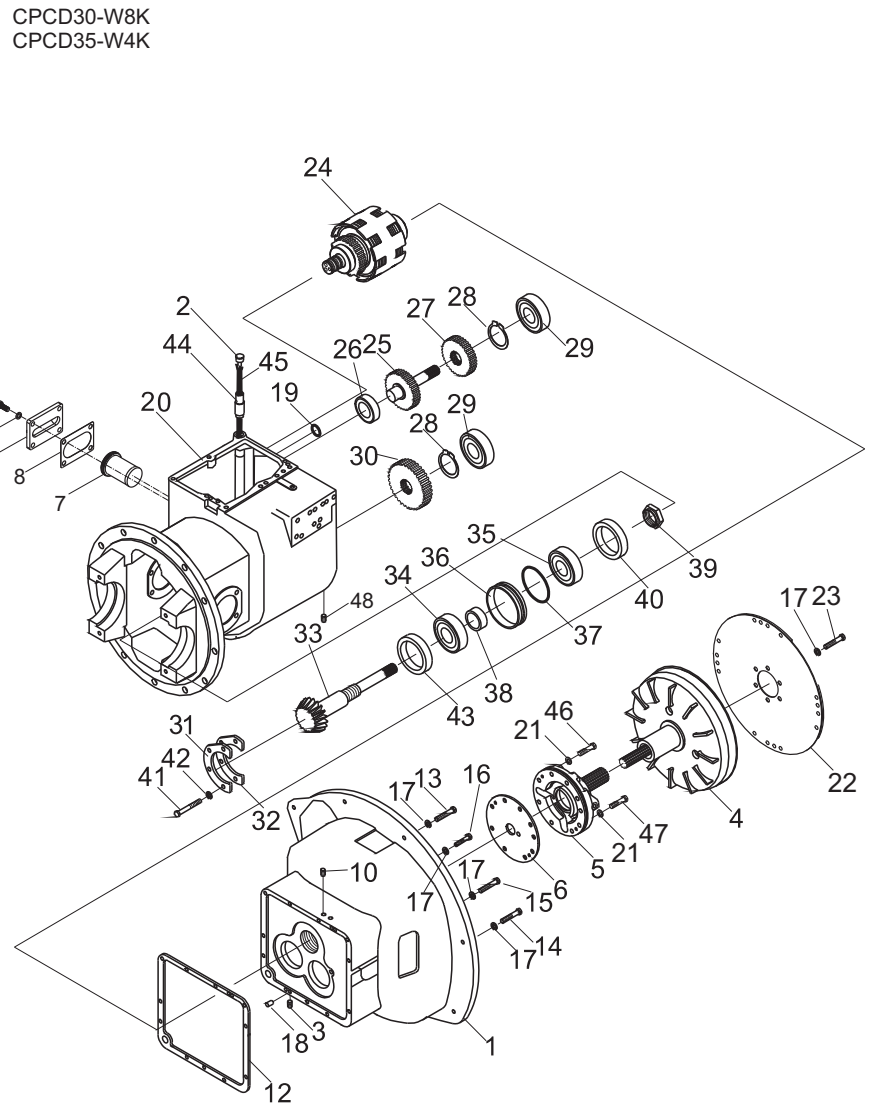
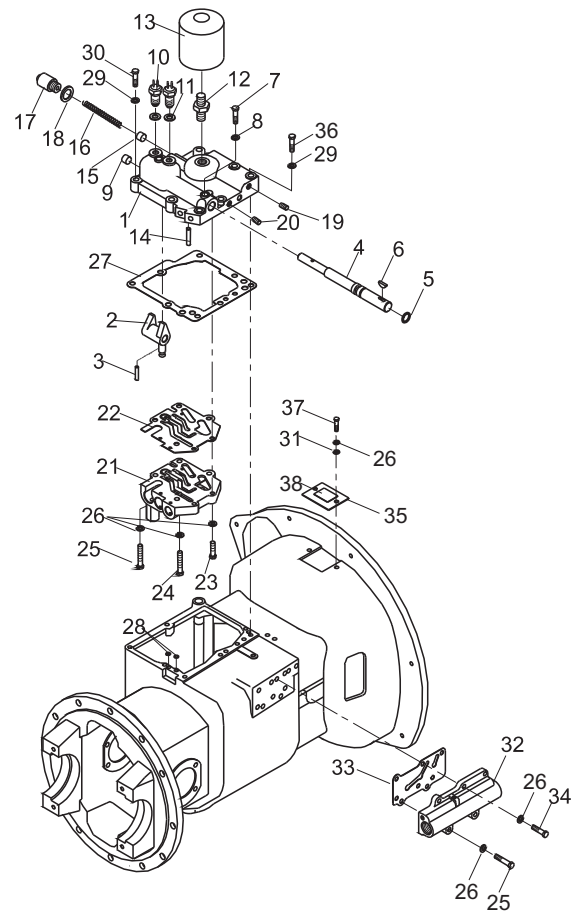


图17/FIG. 17

## 传动装置(盖和微动阀)/TRANSMISSION UNIT (COVER &amp; INCHING VALVE)

序号 Item No	图号 Part No	版本 Edition	零部件名称 Description	件数 Q'ty	备注 Remark
01	11243-82272	00	Cover, case 壳体盖	1	
02	11243-82291	00	Arm, shift 变速臂	1	
03	B3352-06032	00	Pin, lock 销6×32	1	GB879-76
04	11243-82281	D00	Shaft, shift arm 变速臂轴	1	
05	Z6004-02002	00	O-ring 0形圈20×2.4	1	GB1235-76
06	Z4000-05019	00	Key, woodruf 半圆键5×19	1	GB1099-79
07	12163-82291	00	Bolt 螺栓	1	
08	12163-82561	00	Shim 衬垫	1	
09	12163-82431	00	Plug 塞子	1	
10	12003-42451	01	Switch 倒车灯开关	2	
11	12003-42461	01	Shim 衬垫	2	
12	12163-82311	00	Nipple 管接头	1	
13	12163-82301	00	Filter, oil 滤油器(II)	1	
14	B3352-04026	00	Pin, lock 弹性圆柱销4×26	1	GB879-76
15	12163-82321	00	Piston 活塞	1	
16	12163-82331	00	Spring 弹簧	1	
17	12163-82341	00	Cup 安全阀盖	1	
18	12163-82421	00	Packing, copper 衬垫	1	
19	G0121-00021	00	Plug 螺塞1/8"	6	
20	G0121-00011	D00	Plug 螺塞1/4"	4	
21	HRH25S3802 15583-80211	D00	Control ass'y 控制阀总成	1	See Fig.20
22	15583-82483	D01	Gasket 垫片	1	
23	B0330-08035	00	Bolt 螺栓M8×35	2	GB5783-86
24	B0330-08055	00	Bolt 螺栓M8×55	2	GB5783-86
25	B0330-08050	00	Bolt 螺栓M8×50	4	GB5783-86
26	B5050-00008	00	Shim 垫圈8	11	GB93-87
27	11243-82531	00	Gasket 垫片	1	
28	Z6003-00901	00	O-ring 0形圈9×1.9	2	GB1235-76
29	B5050-00010	00	Washer,lock 垫圈10	8	GB93-87
30	B0330-10055	00	Bolt 螺栓M10X55	2	GB5783-86

CPCD20,25,30,35



**图17/FIG. 17** **传动装置 (盖和微动阀) / TRANSMISSION UNIT (COVER & INCHING VALVE)**

序号 Item No	图号 Part No	版本 Edition	零部件名称 Description	件数 Q'ty	备注 Remark
31	B5310-00008	00	Shim 垫圈8	2	GB97.1-85
32	15583-80202	D03	Inching value ass'y 微动阀总成	1	See Fig.21
33	15583-82081	00	Shim 衬垫	1	
34	B0330-08025	00	Bolt 螺栓M8X25	3	GB5783-86
35	15583-83611	00	Cover, tor-con 变矩器盖	1	
36	B0330-10040	00	Bolt 螺栓M10X40	6	GB5783-86
37	B0330-08012	00	Bolt 螺栓M8X12	2	GB5783-86
38	15642-50101	D00	Decal 液力变速箱标牌	1	

CPCD20,25,30,35

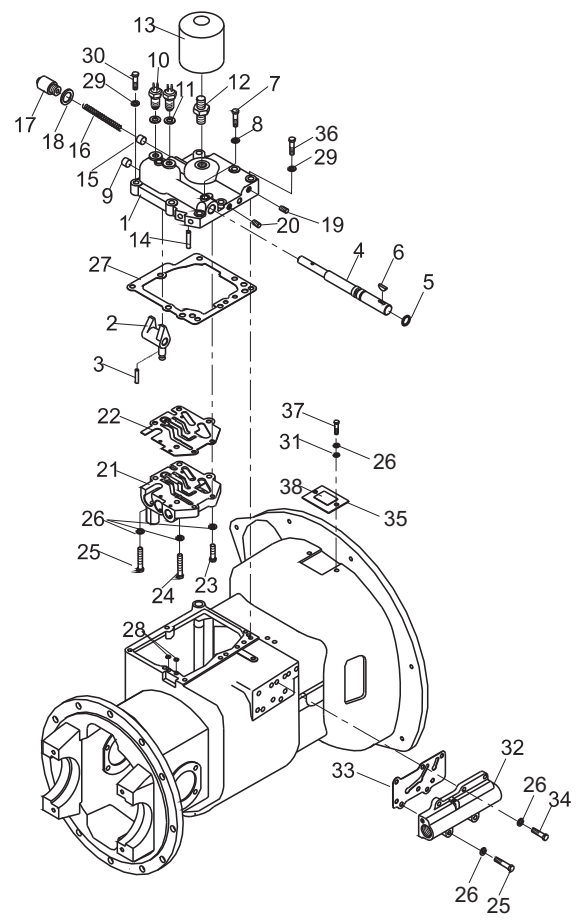


图18/FIG. 18

供油泵（液力式）/CHARGING PUMP (TOR-CON TYPE)

序号 Item No	图号 Part No	版本 Edition	零部件名称 Description	件数 Q'ty	备注 Remark
A	15583-80221	02	Charging Pump ass'y 供油泵总成	1	
01	15583-82151	00	Case, Pump 泵体	1	
02	15583-82161	00	Bushing 衬套	1	
03	12163-82561	00	Washer 衬垫	2	
04	15583-82171	01	Seal, oil 油封	1	
05	15583-82181	00	Snap O-ring 0型密封圈	1	
06	15583-82192	00	Support, starter 锭子	1	
07	B2212-06016	00	Pin 销B6X16	2	GB119-86
08	15583-82231	00	Gear, drive 主动齿轮	1	
09	15583-82241	02	Bushing 衬套	1	
10	15583-82251	02	Gear, driven 被动齿轮	1	
11	B0330-08025	00	Bolt 螺栓M8X25	1	GB5783-86
12	B0330-08035	00	Bolt 螺栓M8X35	1	GB5783-86

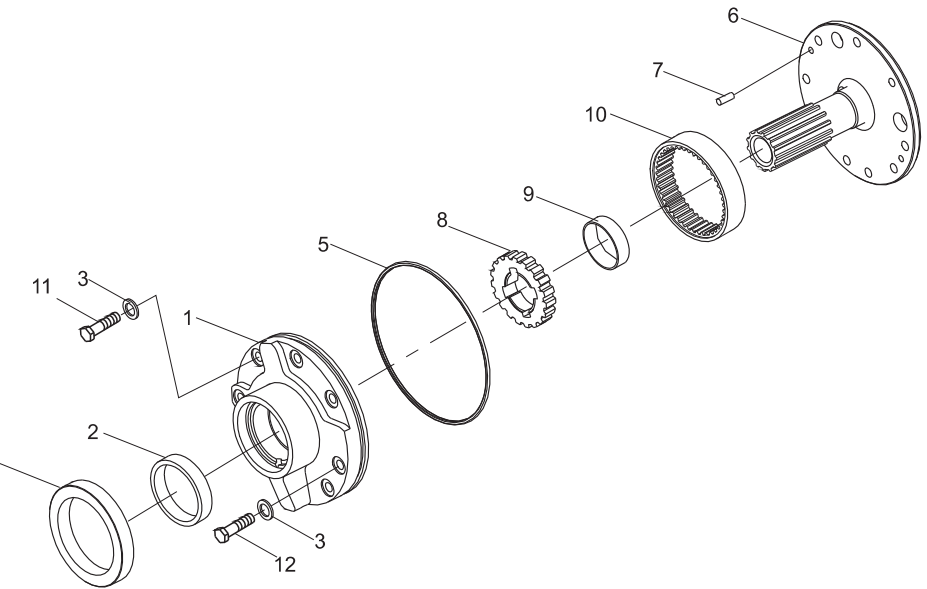


图19/FIG. 19

液力离合器（液力式）/HYDRAULIC CLUTCH (TOR-CON TYPE)

序号 Item No	图号 Part No	版本 Edition	零部件名称 Description	件数 Q'ty	备注 Remark
A	14883-80201	00	Clutch, hydraulic 离合器总成	1	
01	11243-80211	00	Shift, input 输入轴总成	1	
02	11243-82061	00	Gear, reverse 倒车档齿轮	1	
03	11243-82051	00	Gear, forward 前进档齿轮	1	
04	11243-82221	00	Plate, end 端板	2	
05	11243-82081	02	Spring, return 回程弹簧	2	
06	11243-82091	01	Seat, spring 弹簧座	2	
07	11243-82101	00	Ring, thrust 止推环A	2	
08	11243-82111	00	Ring, thrust 止推环B	2	
09	11243-82041	01	Piston 活塞	1	
10	11243-82121	02	Plug 塞	1	
11	Z1505-G0030	00	Ball, steel 钢球 $\varnothing 3$	1	GB308-89
12	11243-82141	00	Plate, friction 摩擦片	8	
13	11243-82151	00	Plate, separator 隔片	8	
14	11243-82161	02	Ring, seal 密封环A	4	
15	11243-82171	00	Ring, seal 密封环B	2	
16	11243-82211	00	O-ring 0型密封圈33.7X3.5	2	GB1235-76
17	11243-82181	01	Snap, ring 卡环	2	
18	Z-6206-2RS	00	Bearing 轴承6206-2RS	2	GB/T276-94
19	11243-82201	00	Bearing, needle 滚针轴承	2	
20	B6150-00040	00	Snap, ring 挡圈40	2	GB894.1-86
21	B1830-08008	00	Screw 螺钉M8X8	2	GB80-85

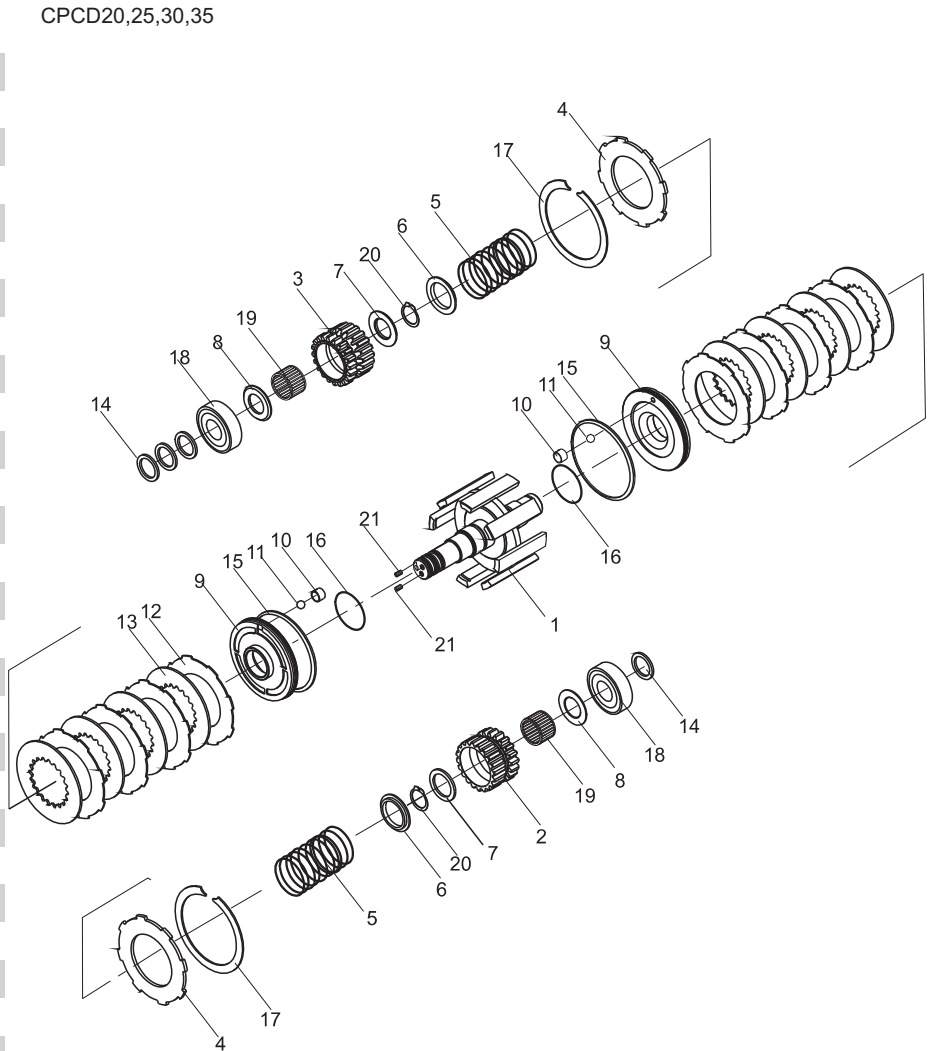




图20/FIG. 20

控制阀(液力式)/CONTROL VALVE(TOR-CON TYPE)

CPCD20,25,30,35

序号 Item No	图号 Part No	版本 Edition	零件名称 Description	件数 Q'ty	备注 Remark
A	15583-80211	D00	Control valve ass'y 控制阀总成	1	
01	15583-82362	00	Body, valve 阀体	1	
02	15583-82371	00	Selector 滑阀	1	
03	15583-82381	00	Plug 油塞	1	
04	15583-82391	00	Spring 弹簧	1	
05	03190-00013	D00	Ball 钢球	1	GB308-89
06	15583-82402	00	Piston 活塞	1	
07	15583-82411	00	Spring 弹簧	1	
08	15583-82421	00	Spring 弹簧	1	
09	15583-82431	00	Plug 塞	1	
10	B3352-04035	00	Pin, lock 销4X35	1	GB879-76
11	15583-82441	00	Spool 卷轴	1	
12	15583-82451	00	Spring 弹簧	1	
13	15583-82461	00	Spring 弹簧	1	
14	15583-82471	00	Plug 塞	1	
15	B3352-04040	00	Pin, lock 销4X40	1	GB879-76

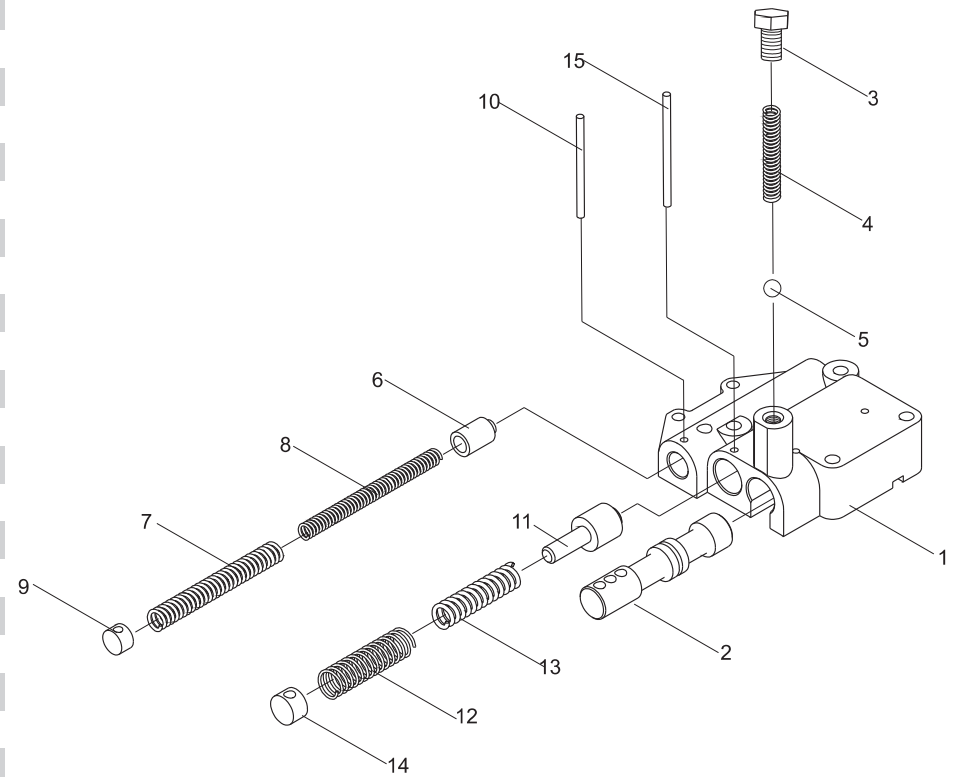


图21/FIG. 21

微动阀 (液力式) / INCHING VALVE (TOR-CON TYPE)

CPCD20,25,30,35

序号 Item No	图号 Part No	版本 Edition	零部件名称 Description	件数 Q'ty	备注 Remark
A	15583-80202	00	Inching valve ass'y 微动阀总成	1	
01	B6050-00028	00	Snap ring 挡圈	2	GB893.1-86
02	15583-82002	D00	Body, valve 阀体	1	
03	15583-82012	D00	Spool 阀杆	1	
04	15583-82022	D00	Plunger 滑阀	1	
05	Z6054-02362	00	O-ring 0形圈23.6x2.65	1	GB/T3452.1-92
06	15583-82032	00	Seal, oil 油堵	1	
07	CDB-F15-1.22	D00	Plug 螺塞	2	
08	15583-82051	00	Spring 主弹簧	1	
09	15583-82041	00	Spring 弹簧	1	
10	15583-82062	00	Spacer 垫块	1	
11	15583-82071	D00	Seal, oil 油封	1	
12	15583-82092	00	Plug, choke 油塞	1	

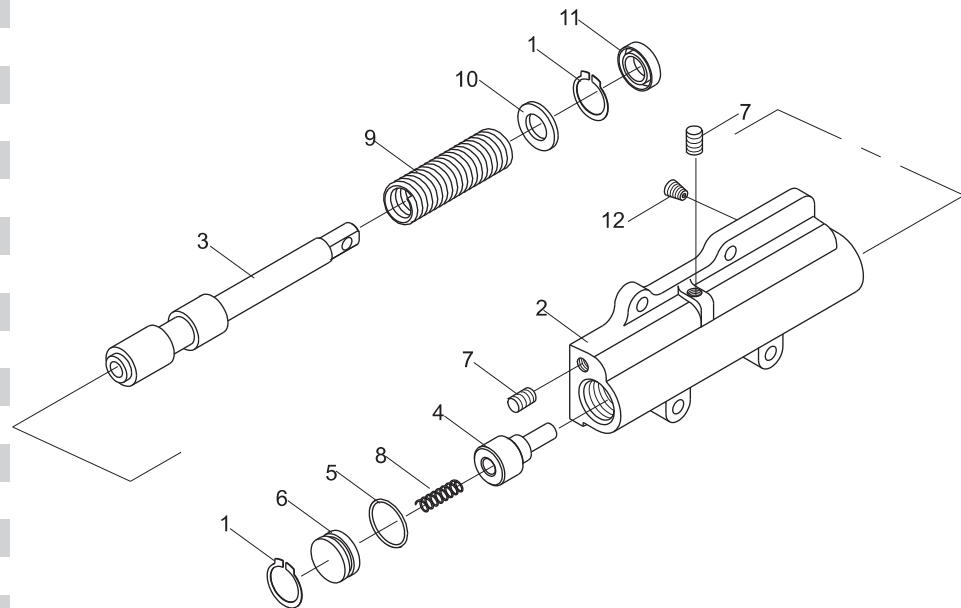


图22/FIG. 22

## 减速器与差速器/REDUCTION &amp; DIFFERENTIAL

序号 Item No	图号 Part No	版本 Edition	零部件名称 Description	件数 Q'ty	备注 Remark
A	H24C3-50201	00	Reduction & differential减速器与差速器	1	
01	14453-52032	00	Case,cross(left) 左差速器壳	1	
02	14453-52041	00	Bolt 螺栓	12	
03	14453-52061	00	Plate,lock 锁紧垫片	6	
04	12003-22051	00	Cover 轴承盖	2	
05	15413-22081	00	Shim 垫片	2	
06	15413-22091	00	Shim 垫片	4	
07	15413-22101	00	Shim 垫片	2	
08	14453-22011	00	Shaft,finalpiniongear 齿轴	1	
09	14453-22021	00	Gear,spiral vevel 螺旋伞齿轮	1	
10	12003-22041	00	Spacer 衬套	1	
11	14453-52011	00	Gear ring 齿圈	1	
12	Z6004-07503	00	O-ring 0型密封圈 $\Phi 75 \times 3.1$	2	GB1235-76
13	14453-52051	00	Bolt 齿圈螺栓	16	
14	10113-50141	00	Plate,lock 锁片	8	
15	Z-32207	00	Bearing 轴承32207	2	GB/T297-94
16	B5050-00010	00	Washer,lock 垫圈10	8	GB93-87
17	B0330-10025	00	Bolt 螺栓M10X25	8	GB5783-86
18	H24C3-52001	02	Gear,side 半轴齿轮	2	
19	14453-52022	00	Case,cross(right) 右差速器壳	1	
20	20113-50201	00	Shim 垫片	2	
21	16113-52141	00	Shim 垫圈	2	
22	14453-52071	00	Shim 垫圈	2	
23	14453-52081	00	Shim 垫圈	2	
24	14453-22031	00	Seat 轴承座	2	
25	Z-6213	00	Bearing 轴承6213	2	GB/T276-94
26	16113-52112	02	Planet gear 行星齿轮	4	
27	14453-52101A	03	Shaft 十字轴	1	
28	B4223-00010	00	Nut 螺母M10X1.25	28	GB6171-86
29	16113-52121	00	Washer,thrust 止推垫圈	4	
30	15413-22021	01	Bolt 螺栓	4	
31	14453-52111	00	Plate,lock 锁片	4	

CPC,CPCD20,25,30,35

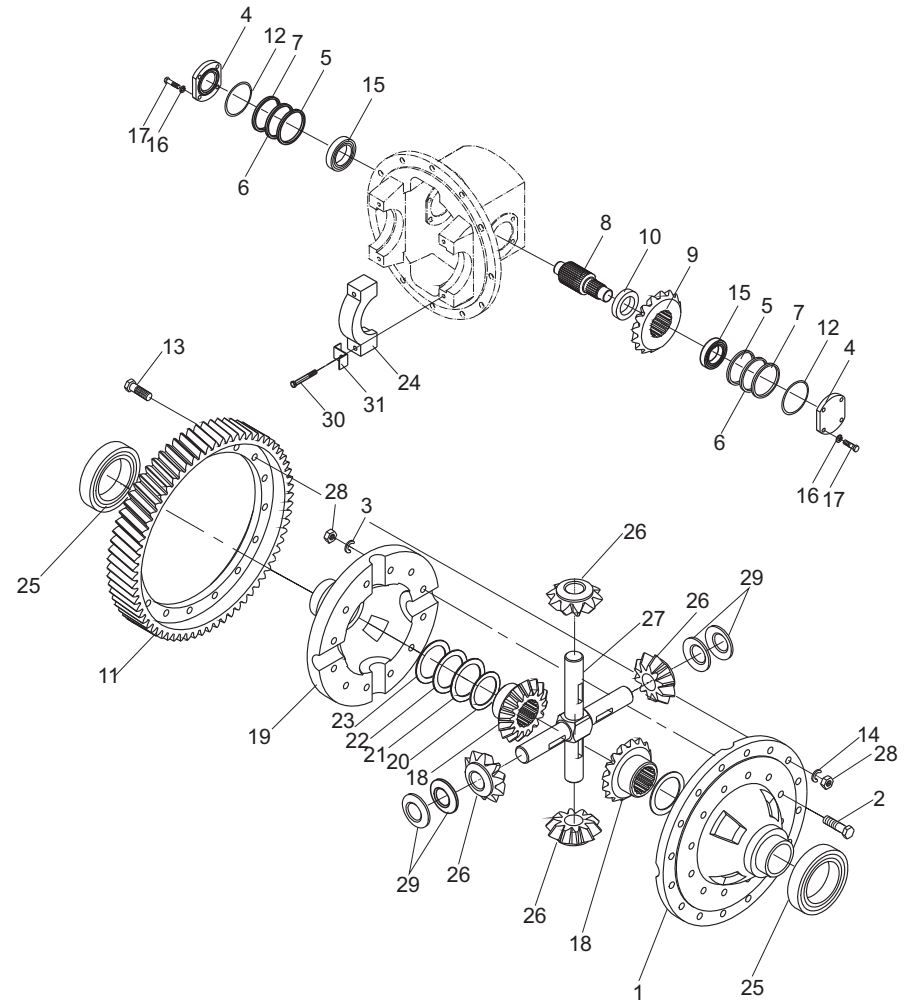


图23/FIG. 23

传动装置安装(机械式)/TRANSMISSION UNIT MOUNT (CLUTCH TYPE)

序号 Item No	图号 Part No	版本 Edition	零部件名称 Description	件数 Q'ty	备注 Remark
01	14752-50001	D00	Drive unit 机械变速箱总成	1	
02	B0530-12040	00	Bolt 螺栓 M12X1.25X40	12	GB5786-86
03	B5050-00012	00	Washer, lock 垫圈 12	12	GB93-87
04	24452-52001	00	Gasket 垫片	1	
05	B3120-08030	00	Pin, parallel 销 B8X30	1	GB119-86
06	A22A2-50501G	00	Lever, speed change 手柄杆	1	
07	A22A2-50301G	00	Lever, direction change 手柄杆	1	
08	A22A2-52002	00	Knob, dirction 换向手柄头	1	
09	A22A2-52022	00	Knob, speed 变速手柄头	1	
10	B4123-00008	00	Nut 螺母 M8	4	GB6170-86
11	B0330-08035	00	Bolt 螺栓 M8X35	2	GB5783-86
12	B5050-00008	00	Washer, lock 垫圈 8	10	GB93-87
13	B0330-10030	00	Bolt 螺栓 M10X30	2	GB5783-86
14	B0330-10035	00	Bolt 螺栓 M10X35	9	GB5783-86
15	B5050-00010	00	Washer, lock 垫圈 10	9	GB93-87
16	13453-10331	D00	Clutch disc Ass'y 离合器摩擦片总成	1	
17	13453-10402G	D00	Clutch cover 离合器压盘及盖总成	1	
18	B0330-08020	00	Bolt 螺栓 M8X20	6	GB5783-86
19	B5310-00008	00	Washer 垫圈 8	2	GB97.1-85
20	15533-12031G	00	Retainer, bearing 分离轴承套筒	1	2t,2.5t
21	Z-9688211	00	Bearing, thrust 分离轴承 9688211	1	
22	13073-12001	00	Pivot, clutch yoke 支撑螺栓	1	
23	B4223-00012	00	Nut 螺母 M12X1.25	1	GB6171-86
24	10113-10122	00	Yoke, clutch 分离叉	1	
25	10113-10081	00	Snap ring 弹簧挡圈	1	
26	13453-12052	00	Cover dust 分离叉护罩	1	
27	13453-12062	00	Retainer, cover 压板	1	
28	B0330-08016	00	Bolt 螺栓 M8x16	2	GB5783-86
29	10063-11070G	00	Clutch housing 离合器壳	1	

CPC20,25,30,35

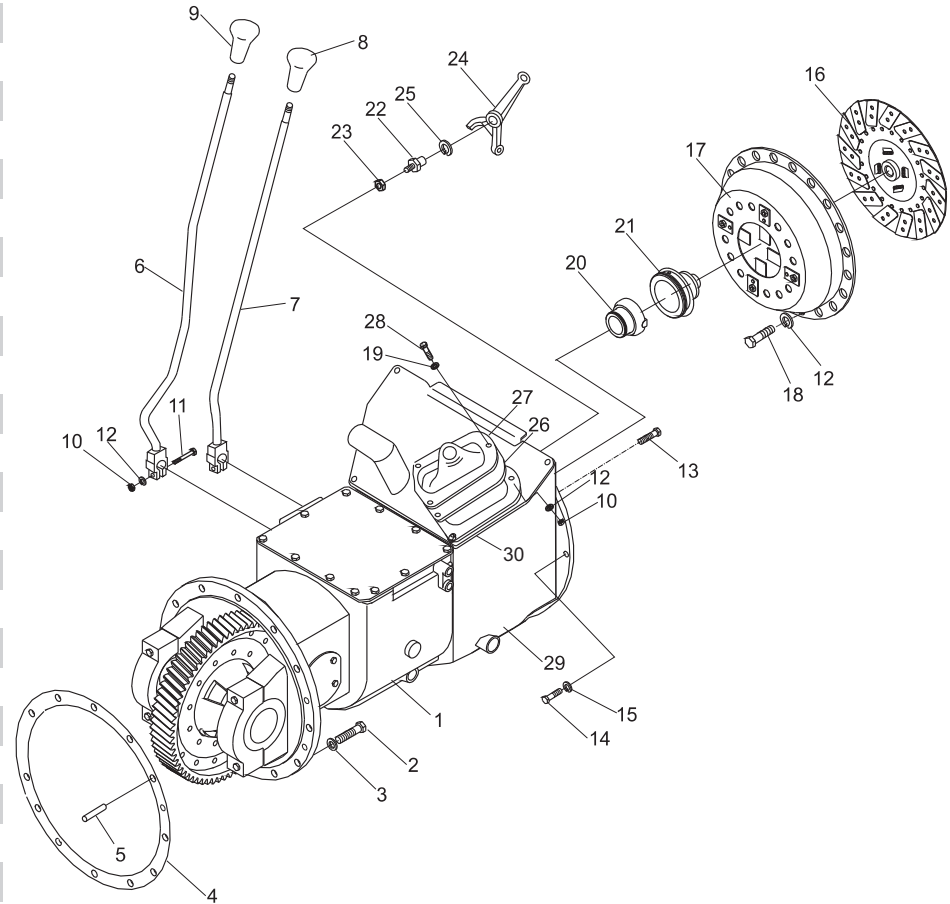


图23/FIG. 23

传动装置安装(机械式)/TRANSMISSION UNIT MOUNT (CLUTCH TYPE)

序号 Item No	图号 Part No	版本 Edition	零部件名称 Description	件数 Q'ty	备注 Remark
30	20062-59001	D01	Gasket,rubber 橡胶垫	1	

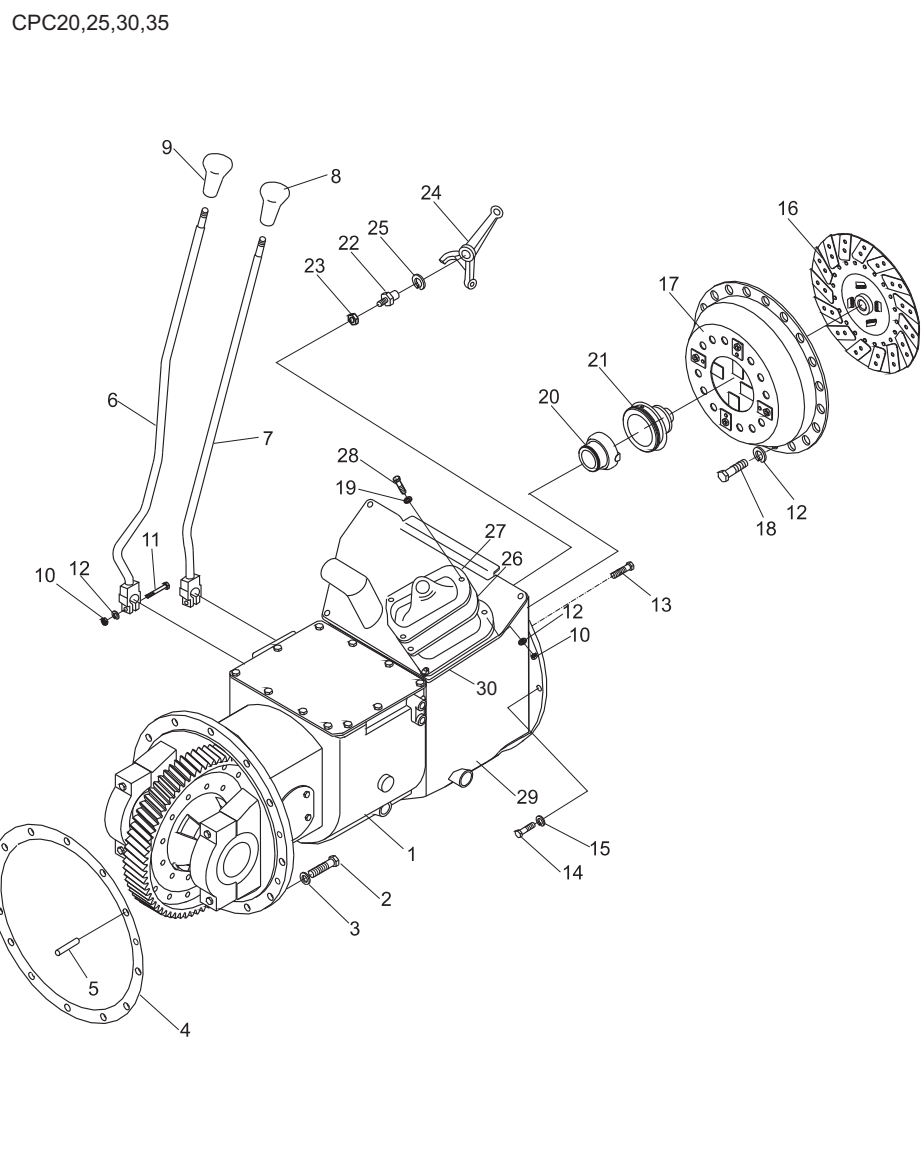


图24/FIG. 24

变速箱(机械式)/TRANSMISSION (CLUTCH TYPE) (1/2)

序号 Item No	图号 Part No	版本 Edition	零部件名称 Description	件数 Qty	备注 Remark
01	10063-11070G	00	Clutch housing 离合器壳	1	
02	B0330-10030	00	Bolt 螺栓M10X30	7	GB5783-86
03	B5050-00010	00	Washer, lock 垫圈10	24	GB93-87
04	B5050-00006	00	Washer, lock 垫圈6	4	GB93-87
05	B0330-06016	00	Bolt 螺栓M6X16	4	GB5783-86
06	11232-52301	D00	Cover, case 离合器盖	1	
07	HRA4753401 14753-42010	D03	Case, transmission 机械变速箱壳	1	
08	14453-22031	00	Cap, bearing 轴承座	2	
09	15413-22021	00	Bolt 螺栓	4	
10	14453-52111	00	Plate, lock 锁片	4	
11	90106-65690	00	Air Breather 通气塞总成	1	
12	12003-42451	01	Switch, back-lamp 倒车灯开关	1	
13	12003-42461	01	Washer 衬垫	1	
14	12003-42021	00	Case, cover 箱盖	1	
15	12003-42031	D01	Gasket, case cover 箱盖垫片	1	
16	B0320-10016	00	Bolt 螺栓M10X16	10	GB5783-86
17	B3120-12020	00	Pin 销B12X20	2	GB119-86
18	12003-42042	00	Gasket, clutch housing 垫片	1	
19	12003-42052	02	Supporter, arm shaft 轴臂	1	
20	Z6004-03503	00	O-ring 0形圈35X3.1	1	GB1235-76
21	B0320-08020	00	Bolt 螺栓M8X20	2	GB5783-86
22	B5050-00008	00	Washer, lock 垫圈8	2	GB93-87
23	B0320-10045	00	Bolt 螺栓M10X45	1	GB5783-86
24	B4123-00010	00	Nut 螺母M10	1	GB6170-86
25	12003-42061	01	Plug 塞	1	
26	Z6004-02004	00	O-ring 0形圈20X2.4	1	GB1235-76
27	G0121-00031	D00	Plug 锥管螺纹内六角螺塞ZG1/2"	1	Q/ZB285.4-77
28	11153-40041	01	Bolt, slide 滑动螺栓	1	
29	Z6004-02804	00	O-ring 0形圈28X3.5	1	GB1235-76
30	10113-40541	00	Washer 外齿弹性垫圈	1	

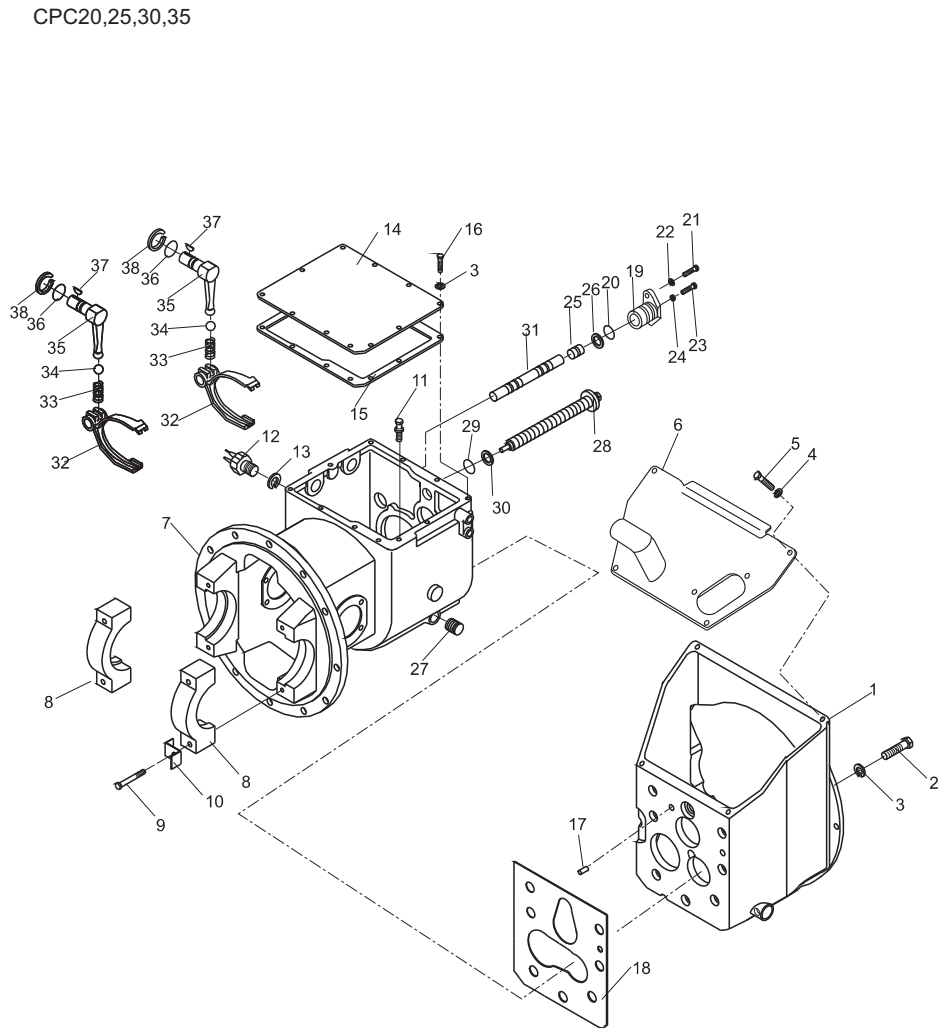


图24/FIG. 24

变速箱(机械式)/TRANSMISSION (CLUTCH TYPE) (1/2)

序号 Item No	图号 Part No	版本 Edition	零部件名称 Description	件数 Qty	备注 Remark
31	15573-42102	00	Rod, shift 换挡杆	1	
32	12493-42112	D00	Fork, shift 换挡拨叉	2	
33	12003-42421	01	Spring 弹簧	2	
34	Z1500-G1032	00	Ball, steel 钢球 $\varnothing 10$	2	GB308-77
35	12003-42521	00	Lever, shift 转动杆	2	
36	Z6003-02202	00	O-ring O形圈22X2.4	2	GB1235-76
37	Z4000-05019	00	Key, half-round 半圆键5X19	2	GB1099-79
38	B6150-00022	00	Snap ring 弹性挡圈22	2	GB894.1-86

CPC20,25,30,35

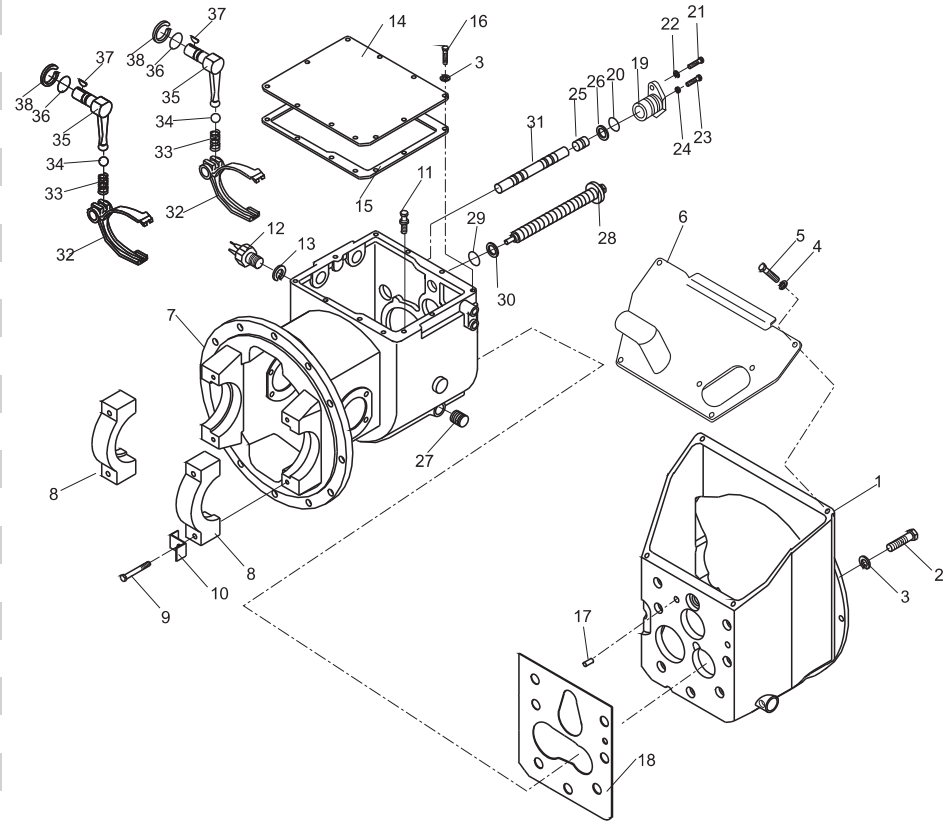


图25/FIG. 25

变速箱(机械式)/TRANSMISSION (CLUTCH TYPE) (2/2)

序号 Item No	图号 Part No	版本 Edition	零部件名称 Description	件数 Q'ty	备注 Remark
01	12003-42471	00	Collar 轴环	1	
02	12003-42081	D01	Shaft, main drive 主动轴	1	
03	12003-42102	00	Retainer, bearing 轴承架	1	
04	Z6004-04204	00	O-ring 0形圈42×3.5	1	GB1235-76
05	03211-02501	00	Seal, oil U型密封圈FB38×62×8D	1	
06	Z-6005	00	Bearing 轴承6005	1	GB/T276-94
07	B6050-00047	00	Snap ring 孔用挡圈47	1	GB893.2-86
08	B6150-00025	00	Snap ring 轴用挡圈25	2	GB894.1-86
09	12003-42111	00	Gear, input 输入齿轮	1	
10	10113-40161	00	Spacer 隔套	1	
11	Z-6207	00	Bearing 轴承6207	1	GB/T276-94
12	Z-6207N	00	Bearing 轴承6207N	1	GB/T276-94
13	10113-40521	00	Spacer 隔圈	1	
14	B6150-00035	00	Snap ring 挡圈35	1	GB894.1-86
15	03006-06207	00	Ring, thrust 止动环72/78.6	1	9243/35
16	10113-40171	00	Spacer 轴承垫圈	1	
17	12493-42091	00	Shaft, main 主轴	1	
18	Z-NJ306E	00	Bearing 轴承NJ306E	1	GB/T283-1994
19	B6150-00045	00	Snap ring 挡圈45	2	GB894.1-86
20	B6150-00030	00	Snap ring 挡圈30	2	GB894.1-86
21	12003-42481	00	Spacer 隔圈	1	
22	12493-42131	D00	Plate, thrust 止推摩擦片	2	
23	12493-42142	00	Retainer, bearing 轴承保持圈	1	
24	B6050-00072	00	Snap ring 孔用挡圈72	1	GB893.2-86
25	Z-6306	00	Bearing, ball 轴承6306	1	GB/T276-94
26	12493-42041	00	Gear sleeve 同步器齿套	2	
27	N-1J01271-01A	00	Gear hub 同步器齿毂	2	
28	N-1J01276-00A	00	Ring 一、二挡同步器齿环	4	
29	D120-1J01092	00	Insert 同步器滑块	6	
30	N-1J01273-00A	00	Spring 同步器弹簧	4	

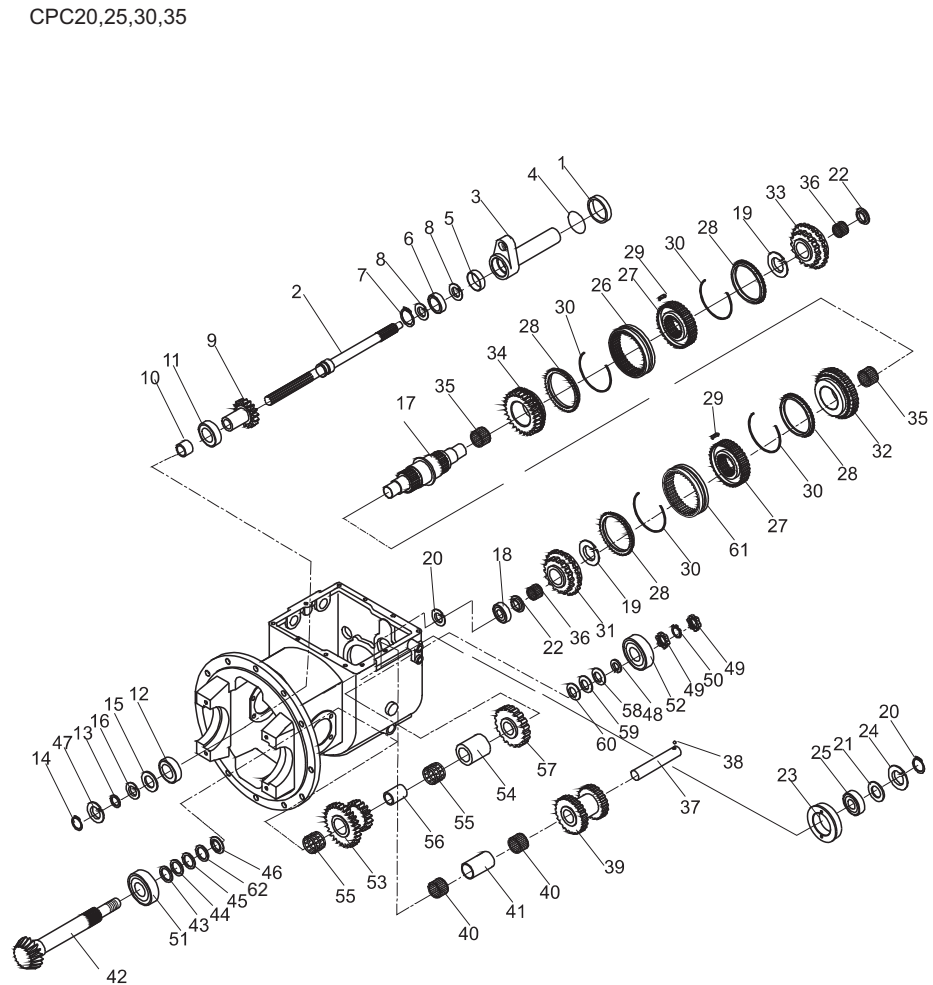




图25/FIG. 25

## 变速箱(机械式)/TRANSMISSION (CLUTCH TYPE) (2/2)

序号 Item No	图号 Part No	版本 Edition	零部件名称 Description	件数 Q'ty	备注 Remark
31	12493-42081	00	Gear, high speed 高速齿轮	1	
32	12493-42071	00	Gear, low speed 低速齿轮	1	
33	12493-42051	00	Gear, forward 前进档齿轮	1	
34	12493-42061	00	Gear, reverse 倒档齿轮	1	
35	N-1J01260-02A	00	Bearing, needle 滚针轴承	2	
36	12003-42251	00	Bearing, needle 滚针轴承	2	
37	12003-42261	00	Shaft, reverse idler 惰轮轴	1	
38	Z1505-00100	00	Ball, steel 钢球1/4"	1	GB308-77
39	12003-42271	00	Gear, reverse idler 惰轮	1	
40	12003-42281	00	Bearing, needle 滚针轴承	2	
41	12003-42291	00	Spacer 衬套	1	
42	14453-42001	00	Shaft, output 输出轴	1	
43	12003-42311	00	Shim 垫片	1	
44	12003-42321	00	Shim 垫片	2	
45	12003-42331	00	Shim 垫片	2	
46	12003-42341	00	Plate, thrust 止推垫圈	1	
47	B6050-00080	00	Snap ring 孔用挡圈	80	GB893.2-86
48	20113-40251	00	Washer, spring 弹簧垫圈	1	
49	03192-00005	00	Nut 轴承螺母	2	GB812-88
50	B5112-00024	00	Washer, thrust 垫圈	24	GB858-88
51	Z-32208	00	Bearing 轴承32208	1	GB/T297-94
52	Z-32305	00	Bearing 轴承32305	1	GB/T297-94
53	12003-42372	00	Gear, cluster 双连齿轮	1	
54	12003-42531	00	Spacer 衬套	1	
55	12003-42091	00	Bearing, needle 双排无套圈有保持架滚针轴承	2	
56	12003-42381A	00	Spacer 衬套	1	
57	12003-42391	00	Gear, output 输出齿轮	1	
58	12003-42361	00	Plate, thrust 止推板	按需	
59	12003-42541	00	Plate, thrust 止推板	按需	
60	12003-42551	00	Plate, thrust 止推板	按需	

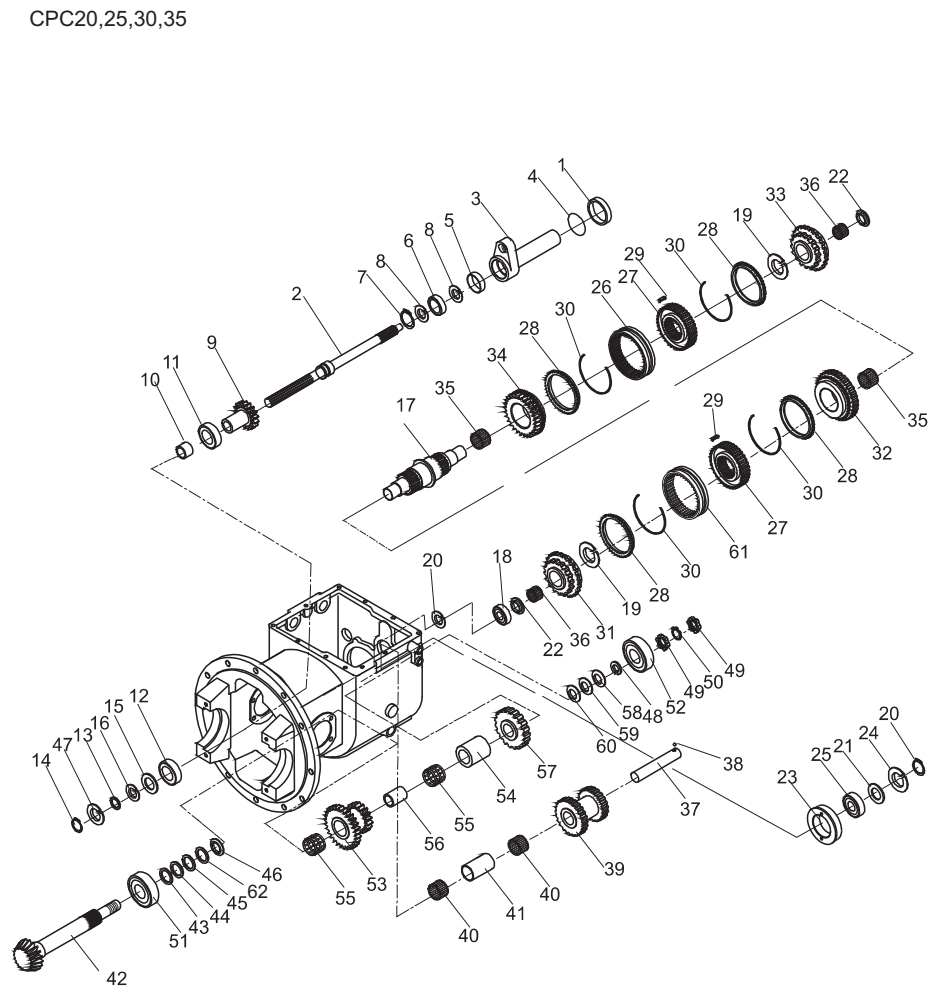


图25/FIG. 25

变速箱(机械式)/TRANSMISSION (CLUTCH TYPE) (2/2)

序号 Item No	图号 Part No	版本 Edition	零部件名称 Description	件数 Q'ty	备注 Remark
61	N-1J01272-01A	00	Gear sleeve 一、二档同步器齿套	1	
62	12003-42351	D00	Shim 垫片	1	

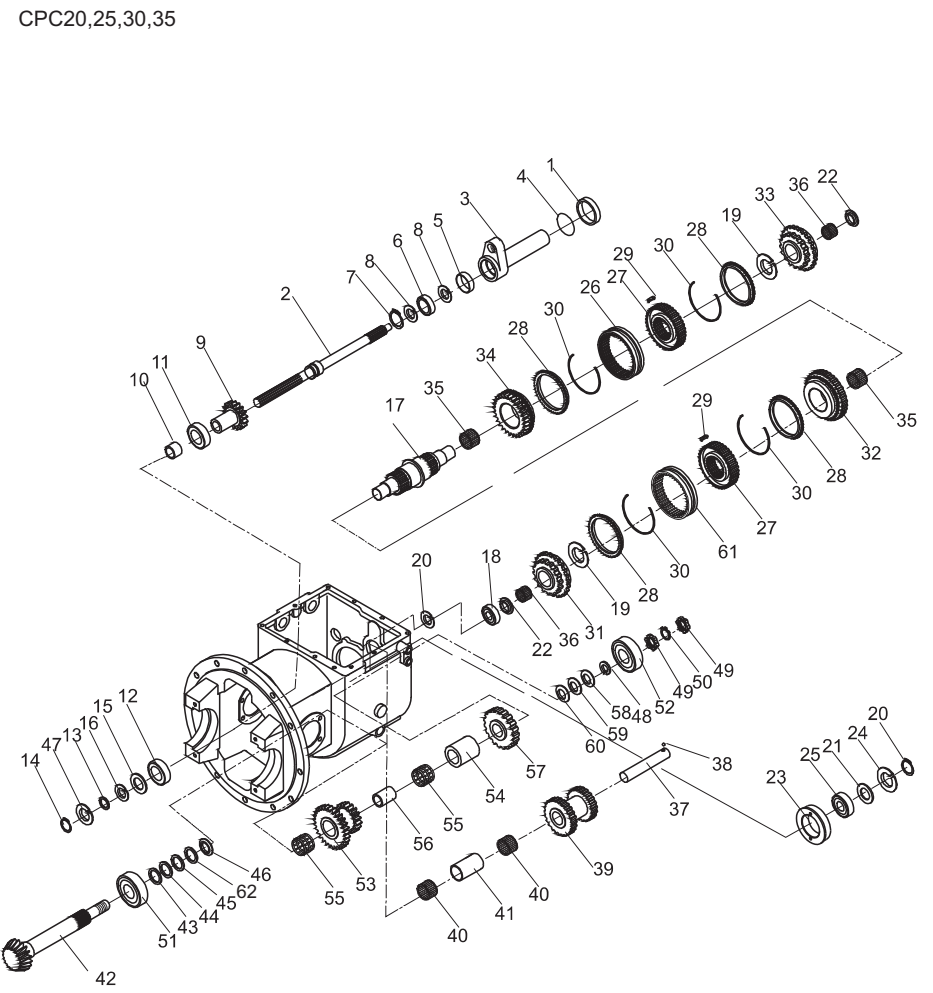


图26/FIG. 26

## 驱动桥/DRIVE AXLE

序号 Item No	图号 Part No	版本 Edition	零部件名称 Description	件数 Q'ty	备注 Remark	
01	A22A3-02041	03	Housing, axle	桥壳	1	2t,2.5t
-	A22J3-02021	00	Housing, axle	桥壳	1	3t
-	A01A3-00202	00	Housing, axle	桥壳	1	3.5t
02	24453-02121G	02	Retainer, oil seal	油封挡圈	2	
03	Z6311-10014	00	Seal, oil	U型密封圈FB100X125X12D	2	
04	22493-00030G	01	Retainer	挡油圈	2	
05	22493-00020G	00	Washer	备用垫	2	
06	Z-30214E	00	Bearing	轴承30214E	2	GB/T297-94
07	B3120-10030	00	Pin	销B10×30	1	GB119-86
08	22673-02031	02	Drum, brake	制动鼓	2	2t,2.5t 单胎Single tyre
-	22673-02031G2	00	Drum, brake	制动鼓	2	2t,2.5t 双胎Double tyre
-	24453-02131	02	Drum, brake	制动鼓	2	3t,3.5t
09	A22A3-02011	03	Hub, front	轮毂	2	2t,2.5t 单胎Single tyre
-	A22A3-02071	00	Hub, front	轮毂	2	2t,2.5t 双胎Double tyre
-	24453-02031G	00	Hub, front	轮毂	2	3t,3.5t
10	23453-02071	01	Oil seal ass'y	轴承油封总成	2	
11	23453-02091	01	Packing	垫	2	
12	B4732-00060	00	Nut	螺母M60×2	4	GB810-88
13	B5512-00060	00	Washer	垫圈60	2	GB858-88
14	HRH24C3001 H24C3-02001	02	Shaft, drive	半轴	2	2t,2.5t
-	HRH24C3001 H24N3-02001	02	Shaft, drive	半轴	2	3t,3.5t
15	A22A3-02031	03	Packing	半轴垫	2	
16	24453-02061	00	Bolt	螺栓	24	
17	22253-02063C	00	Breather, air	透气塞	1	
18	22193-03001	01	Flug	堵塞	3	
19	A22A3-02051	00	Bolt	螺栓	12	
20	25953-72001	00	Bolt	螺栓	4	
21	B4223-00020	00	Nut	螺母M20×1.5	12	GB6171-86
22	REF206486 24353-72001	01	Bolt	螺栓柱	12	2t,2.5t 单胎Single tyre
-	REF206486 25303-02102	02	Bolt	螺栓柱	12	3t,3.5t 单胎Single tyre

CPC,CPCD20,25,30,35

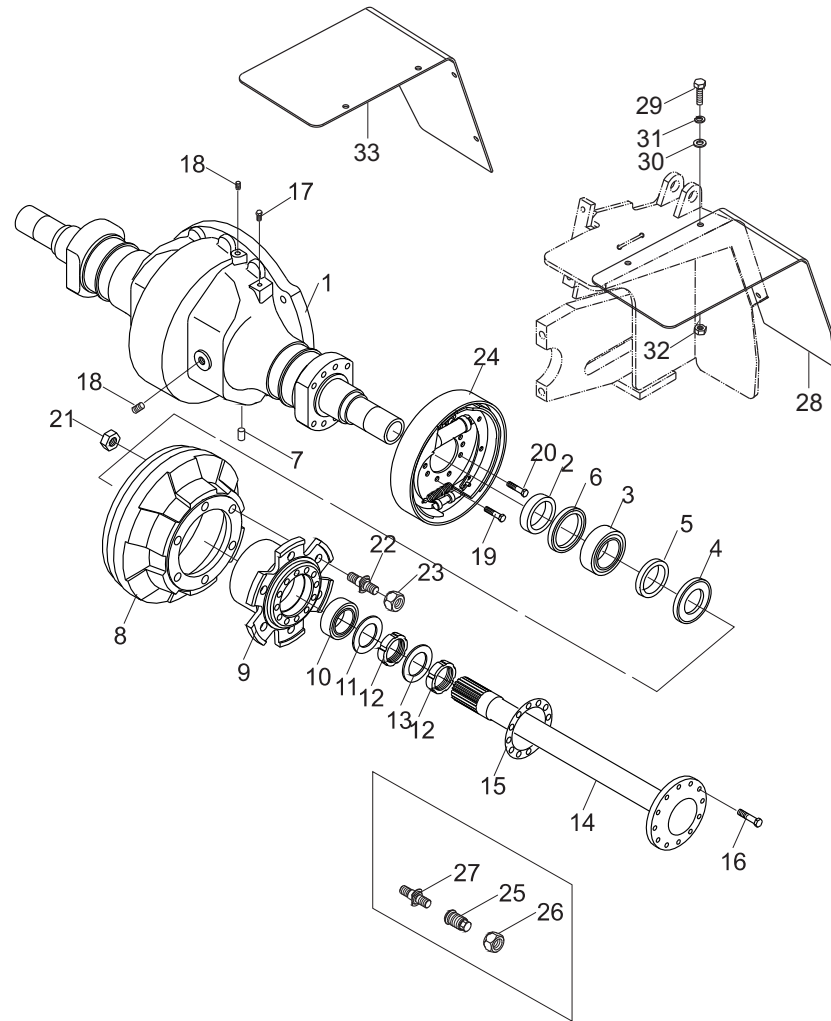


图26/FIG. 26

驱动桥/DRIVE AXLE

序号 Item No	图号 Part No	版本 Edition	零部件名称 Description	件数 Q'ty	备注 Remark
23	24354-32311	01	Nut 锥螺母	12	2t,2.5t 单胎Single tyre
-	23913-02041	00	Nut 球螺母	12	3t,3.5t 单胎Single tyre
24	REF000560	00	Wheel brake 制动器总成	2	2-2.5t see Fig.24
-	REF000567	D01	Wheel brake 制动器总成	2	3t,3.5t see Fig.25
25	24463-00050G	D00	Nut, hub 柱螺母	12	3t,3.5t 双胎Double tyre
-	24463-00050G2	00	Nut, hub 柱螺母	12	2t,2.5t 双胎Double tyre
26	24463-00060G	D00	Nut, hub 双胎球螺母	12	3t,3.5t 双胎Double tyre
-	24463-00060G2	00	Nut, hub 双胎球螺母	12	2t,2.5t 双胎Double tyre
27	24463-00040G	D00	Bolt, hub 双胎螺栓柱	12	3t,3.5t 双胎Double tyre
-	24353-72001G2	00	Bolt, hub 双胎螺栓柱	12	2t,2.5t 双胎Double tyre
28	A22A3-02061*L	00	Fender 挡板(左)	1	
29	B0110-10035	00	Bolt 螺栓M10X35	8	双胎Double tyre GB5781-86
30	B5910-00010	00	Washer 垫圈	10	双胎Double tyre GB5287-85
31	B5050-00010	00	Washer,lock 垫圈	10	双胎Double tyre GB93-87
32	B4116-00010	00	Nut 螺母M10	8	双胎Double tyre GB6170-86
33	A22A3-02061*R	00	Fender 挡板(右)	1	

CPC,CPCD20,25,30,35

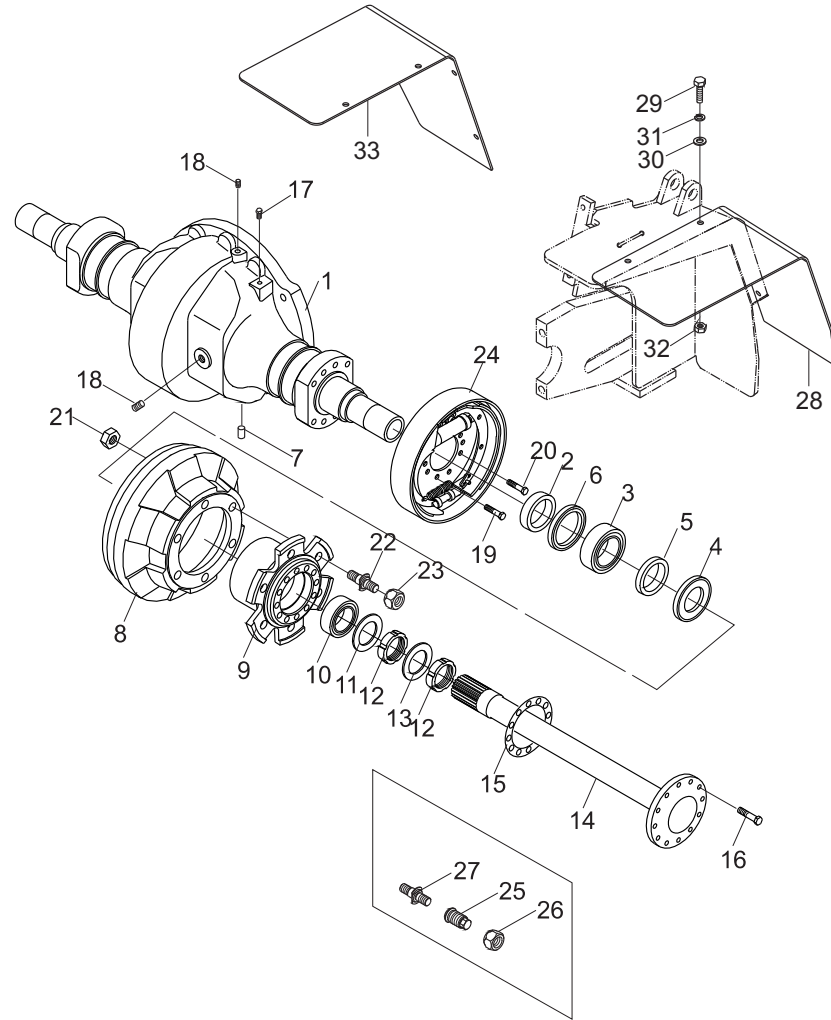
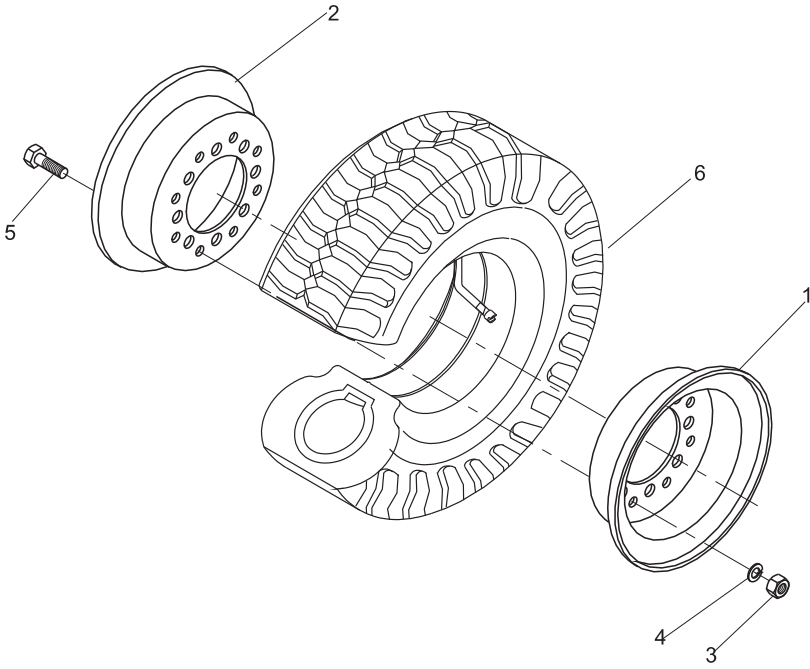


图27/FIG. 27

驱动轮 (2t, 2.5t单胎) /DRIVE WHEEL (SINGLE TYRE)

CPC,CPCD20,25

序号 Item No	图号 Part No	版本 Edition	零部件名称 Description	件数 Q'ty	备注 Remark
A	HRA20A4401	00	Front weel 车轮	2	
01	23454-42091G	02	Rim,outside 外轮辋5.00S-12DT	2	
02	23454-42021G	02	Rim,inside 内轮辋5.00S-12DT	2	
03	B4123-00016	00	Nut 螺母M16	12	GB6170-86
04	B5050-00016	00	Washer,lock 垫圈16	12	GB93-87
05	23454-42101G	01	Bolt 轮辋螺栓	12	
06	Z3004-70012	00	Tyre 轮胎7.00-12-12PR	2	GB/T 2982-2001
-	Z3300-70012	00	Tyre 轮胎7.00-12	2	选用 Option
-	Z3300-70012B	00	Tyre 无痕迹轮胎7.00-12	2	选用 Option



**图28/FIG. 28****驱动轮 (2t, 2.5t双胎)/DRIVE WHEEL (DOUBLE TYRE)**

序号 Item No	图号 Part No	版本 Edition	零部件名称 Description	件数 Q'ty	备注 Remark
01	Z3004-70012	00	Tyre 轮胎7.00-12-12PR	4	GB/T2982-2001
-	Z3300-70012	00	Tyre 轮胎7.00-12	4	选用 Option
-	Z3300-70012B	00	Tyre 无痕迹轮胎7.00-12	4	选用 Option
A	22493-02001G	00	Wheel rim ass'y(Inc.2,4,5) 外轮辋总成	2	
B	22493-01000G2	00	Wheel rim ass'y(Inc.3,4,5) 内轮辋总成	2	
02	22493-02100G2	00	Wheel rim 外轮辋体	2	
03	22493-01100G2	00	Wheel rim 内轮辋体	2	
04	22493-01010G2	00	Lock ring 锁圈	4	
05	22493-01020G2	00	Snap ring 挡圈	4	
06	25783-02240	00	Pipe 充气接管	2	
07	24493-04000G	00	Bracket 支架	2	左右对称各一 Left & right types

CPC,CPCD20,25

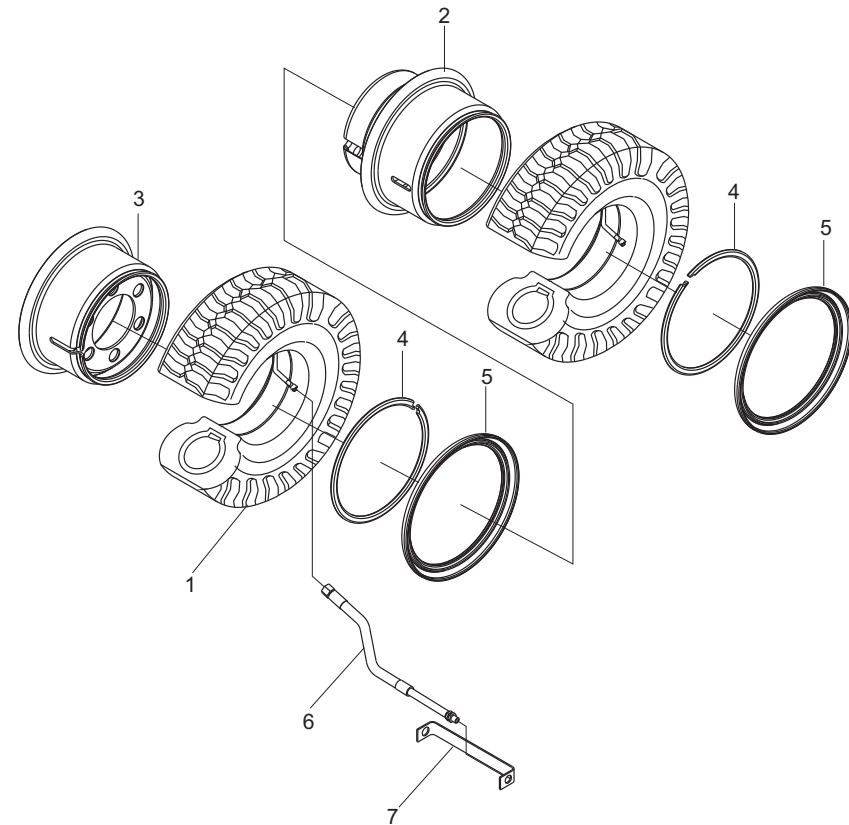


图29/FIG. 29

## 驱动轮(3t, 3.5t单胎)/DRIVE WHEEL (SINGLE TYRE)

序号 Item No	图号 Part No	版本 Edition	零部件名称 Description	件数 Qty	备注 Remark
A	HRA20J4401	01	Drive wheel 驱动轮	2	
01	Z3104-90015	00	Tyre 轮胎28X9-15-12PR	2	<sup>3t</sup> GB/T2982-2001
-	Z3300-90015	00	Solid tyre 实心轮胎28X9-15	2	GB10823-89 选用 Option
-	Z3300-90015B	00	Tyre 无痕迹轮胎28X9-15	2	选用 Option
-	Z3105-90015	00	Tyre 轮胎28X9-15-14PR	2	
B	24454-40222G	00	Wheel rim ass'y(Inc.2,3) 轮辋总成	2	
02	24439-44032G	00	Wheel rim 轮辋体总成(7.00T-15)	2	
03	24454-42002G	00	Snap ring 挡圈(7.00T-15)	2	

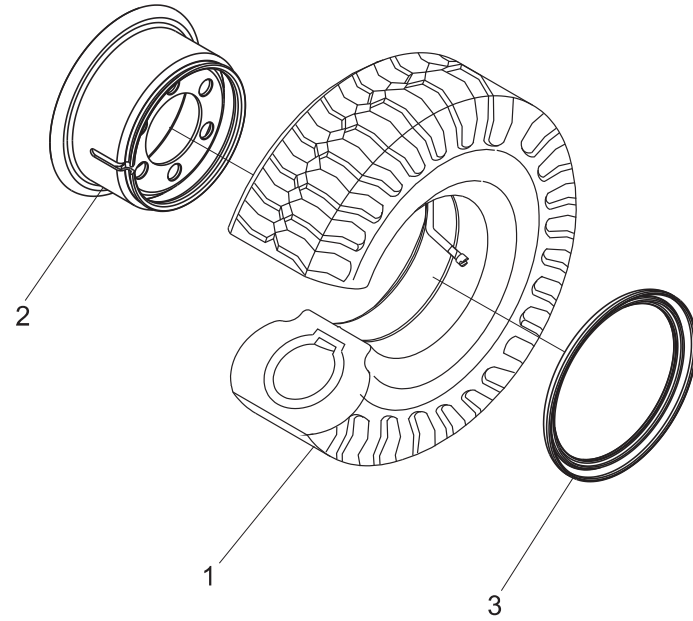


图30/FIG. 30

## 驱动轮 (3t, 3.5t双胎)/DRIVE WHEEL (DOUBLE TYRE)

序号 Item No	图号 Part No	版本 Edition	零部件名称 Description	件数 Q'ty	备注 Remark
01	Z3104-90015	00	Tyre 轮胎28X9-15-12PR	4	GB/T2982-2001
-	Z3300-90015	00	Solid tyre 实心轮胎28X9-15	4	GB10823-89 选用 Option
-	Z3300-90015B	00	Tyre 无痕迹轮胎28X9-15	4	选用 Option
A	24454-40222G	00	Wheel rim ass'y(Inc.2,4) 轮辋总成	2	
B	54456-80221G	00	Wheel rim ass'y(Inc.3,4) 双胎轮辋总成	2	
02	24439-44032G	00	Wheel rim 轮辋体总成 (7.00T-15)	2	
03	24463-01000G	00	Wheel rim 轮辋总成 (7.00T-15)	2	
04	24454-42002G	00	Snap ring 挡圈(7.00T-15)	4	
05	25783-02240	01	Pipe 充气接管	2	
06	24493-04000G	00	Bracket 支架	2	左右对称各一 Left & right types

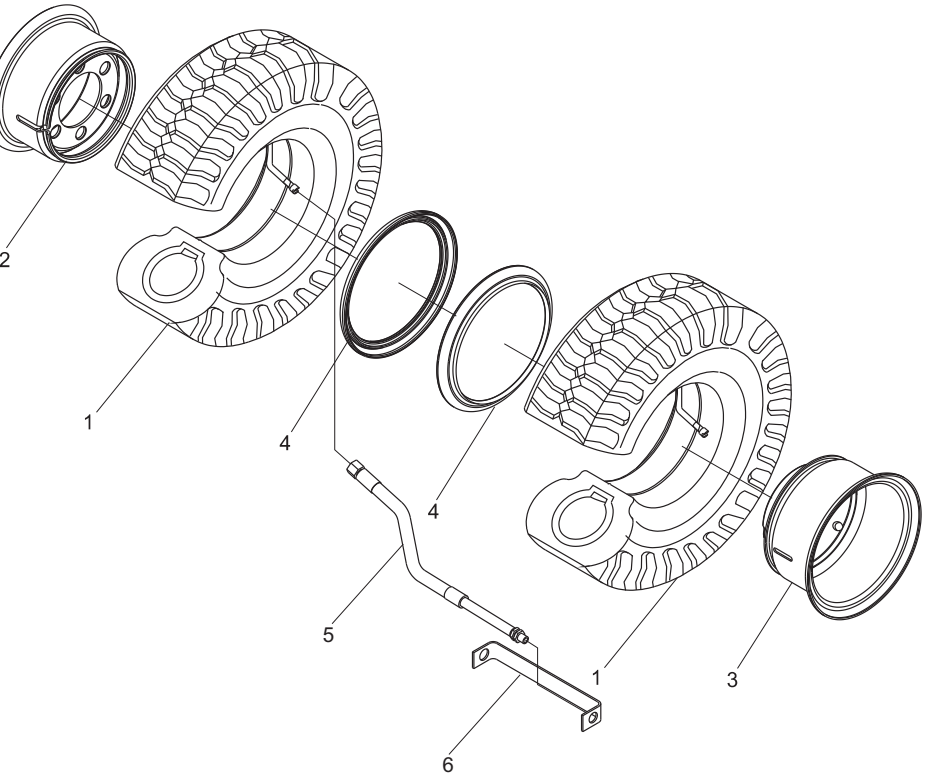




图31/FIG. 31

## 轮式制动器 (2t, 2.5t) / WHEEL BRAKE

序号 Item No	图号 Part No	版本 Edition	零部件名称 Description	件数 Qty	备注 Remark
A	REF000560 REF000560*L	D03	Wheel brake ass'y(L.H.)制动器总成(左)	1	
-	REF000560 REF000560*R	D03	Wheel brake ass'y(R.H.)制动器总成(右)	1	
01	23653-73011	D00	Back plate ass'y 制动器底板总成	1	左右对称各一 Left & right types
02	22493-72010G	D00	Adjuster cover 间隙调整套	1	左右螺纹各一 Left & right threads
03	23653-73021	D01	Brake shoe 制动蹄带摩擦片总成	2	
04	A01C3-72621	D00	Snap ring, pin axle 杆销挡圈	1	
05	23653-72071G	D00	Lever LH brake 手制动拉杆	1	左右对称各一 Left & right types
06	23673-72261	D00	Spring, shoe return 回位弹簧	2	
07	23653-72131	D00	Plate, shoe guide 垫片	1	
08	23653-72161	D00	Stopper, pole lever 顶杆	1	
09	23653-72171	D00	Spring, actuator 回位弹簧	1	
10	23653-72081	D00	Strut 手制动推杆	1	
11	22673-72391	D00	Spring 压缩弹簧	1	
12	23653-72151	D00	Lever L.H pole 调整杠杆	1	左右对称各一 Left & right types
13	23653-72191	D00	Washer, cup 压簧座	3	
14	23653-72051	D00	Spring 弹簧	1	
15	23653-72111	D00	Washer, cup 压簧盖	4	
16	23653-72091	D00	Spring 弹簧	4	
17	23653-72121	D00	Washer, cup 压簧座	1	
18	23653-72101	D00	Pin, shoe hold 压簧拉杆	4	
19	22673-72231	D00	Pin, lever 支撑销	1	
20	A01C3-72611	D00	Spring shim 弹性垫片	1	
21	24433-70040G	D00	Plug, rubber 胶堵	1	
22	OC11246-14603	D00	Cable L.H. 制动钢索总成(左)	1	
-	OC11246-24603	D00	Cable R.H. 制动钢索总成(右)	1	
23	B0330-08016	00	Bolt 螺栓M8X16	2	GB5783-86
24	B5050-00008	00	Washer, lock 垫圈8	2	GB93-87
25	22673-72041	D00	Wheel cylinder ass'y (Inc.26,27) 制动分泵总成 (包含26,27)	1	左右对称各一 Left & right types
26	22673-72101	00	Cover, dust 制动分泵护罩	2	
27	22673-72081G	D01	Cup, piston 分泵皮碗	2	

CPC,CPCD20,25

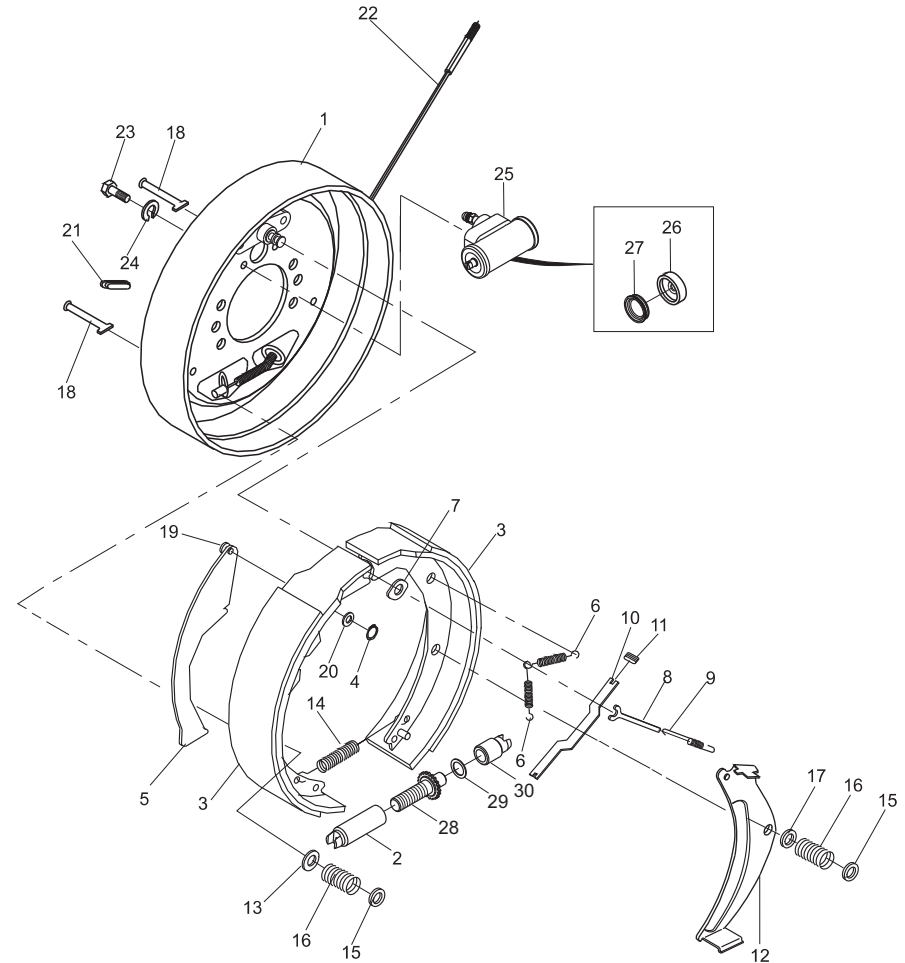


图31/FIG. 31

轮式制动器 (2t, 2.5t) /WHEEL BRAKE

序号 Item No	图号 Part No	版本 Edition	零件名称 Description	件数 Qty	备注 Remark
28	23493-72020G	D00	Adjuster bolt 间隙调整螺栓	1	左右旋螺纹各一 Left & right threads
29	B5310-00010	00	Washer 垫圈	10	GB97.1-85
30	23493-72030G	D00	Adjuster staff 间隙调整杆	1	

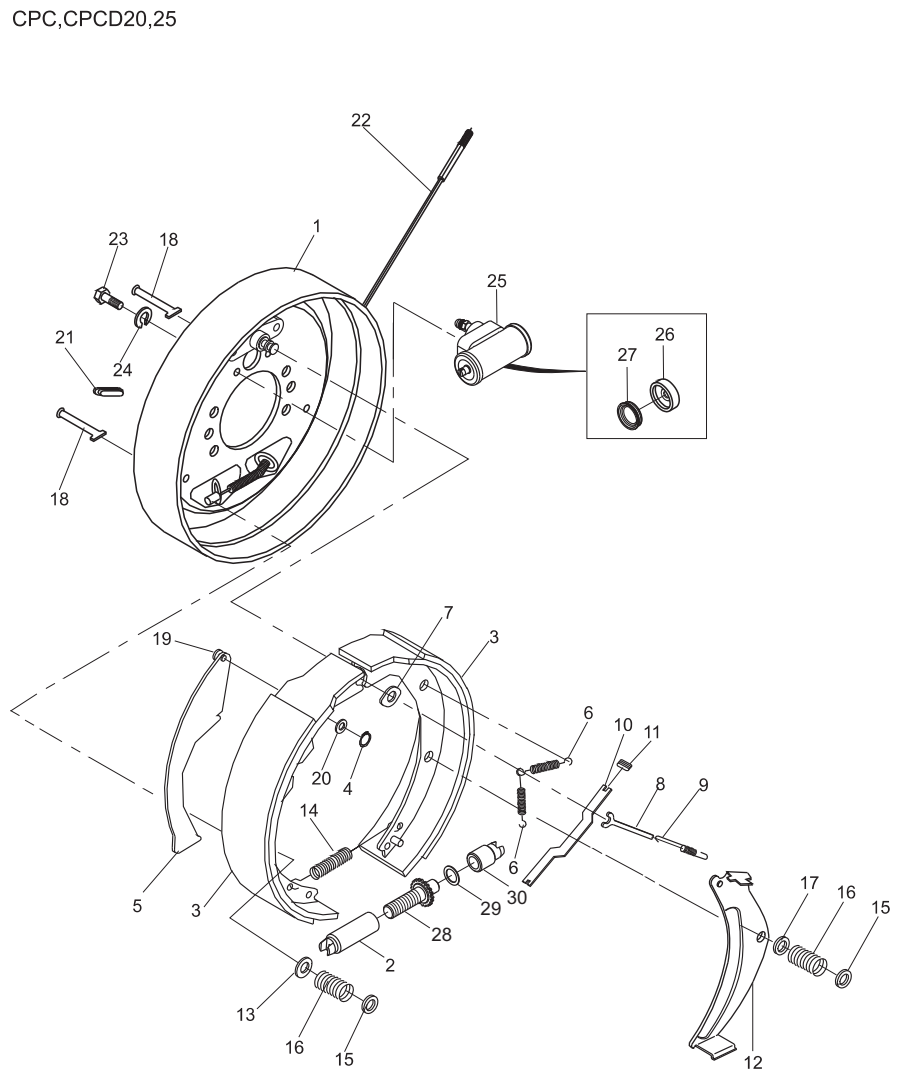


图32/FIG. 32

轮式制动器(3t, 3.5t)/WHEEL BRAKE

序号 Item No	图号 Part No	版本 Edition	零部件名称 Description	件数 Q'ty	备注 Remark
A	REF000567 24453-70411	D01	Wheel brake ass'y (L.H.) 制动器总成(左)	1	
-	REF000567 24453-70401	D01	Wheel brake ass'y (R.H.) 制动器总成(右)	1	
01	24433-76000G	00	Wheel cylinder ass'y (Inc.2,3) 制动分泵总成	1	
02	22673-72101	00	Cover, dust 分泵护罩	2	
03	24433-76030G	00	Cup, piston 分泵皮碗	2	
04	A01C3-72621	D00	Snap, ring, pin axle 杆销挡圈	1	
05	22673-72051	D00	Cable L.H. 制动钢索总成	1	
06	B5050-00008	00	Washer, lock 垫圈8	2	GB93-87
07	B0330-08020	00	Bolt 螺栓M8X20	2	GB5783-86
08	B5111-00012	00	Washer 垫圈12	1	GB95-85
09	24433-74040G	00	Adjuster staff 间隙调整杆	1	
10	24433-74020G	00	Adjuster cover 间隙调整套	1	左右旋螺纹各一 Left & right threads
11	24433-71000G	D00	Pin, shoe & lining ass'y 制动蹄带摩擦片总成(前)	1	
12	24433-75000G	00	Pin, shoe & lining ass'y 制动蹄带摩擦片总成(后)	1	
13	24433-72000G	D00	Back plate ass'y 制动器底板总成	1	左右对称各一 Left & right types
14	24433-74010G	00	Pin 支承销	1	左右旋螺纹各一 Left & right threads
15	24433-73000G	D00	Spring & Fitting ass'y 弹簧拉线装置	1	
16	A01C3-72091	D00	Pin, shoe hold down 压簧拉杆	2	
17	A01C3-72111	D00	Cup, shoe hold down 压簧座	4	
18	24433-70030G	D00	Spring, shoe hold down 压簧	2	
19	24433-70040G	D00	Cover, adjusting hole 胶堵	1	
20	24433-70050G	D00	Spring shoe 回位弹簧	1	
21	24433-70070G	D00	Guide plate 导向板	1	
22	24433-70060G	D00	Retrun spring, brake shoe 制动蹄回位弹簧	2	
23	24433-70080G	D00	Guide, cable 导向块	1	
24	24433-70090G	D00	Spring 弹簧	1	左右对称各一 Left & right helical types
25	24433-70100G	D00	Lever 棘爪	1	左右对称各一 Left & right types
26	A01C3-72601	D00	Pin 销轴	1	
27	24433-70120G	D00	Strut L.H. 手制动推杆	1	左右对称各一 Left & right types
28	24433-70130G	D00	Spring 弹簧	1	

CPC, CPCD30, 35

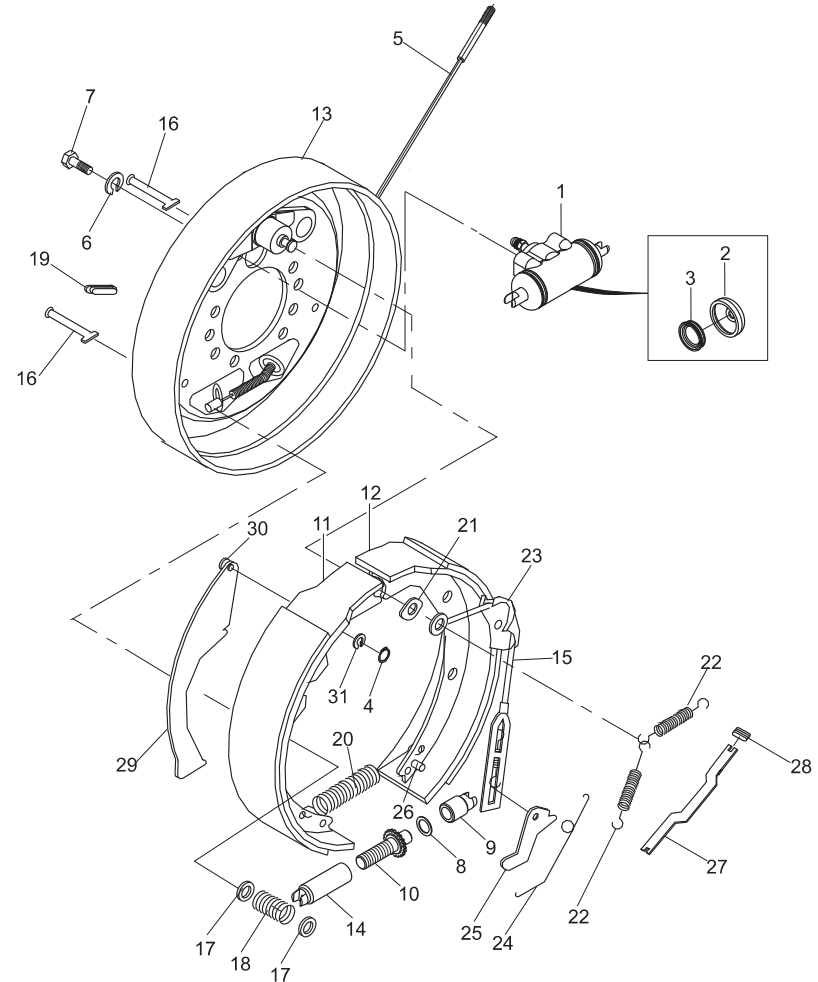


图32/FIG. 32

轮式制动器(3t, 3.5t)/WHEEL BRAKE

序号 Item No	图号 Part No	版本 Edition	零部件名称 Description		件数 Q'ty	备注 Remark
29	24433-70140G	D00	Rod	手制动拉杆	1	左右对称各一 Left & right types
30	24433-70150G	D00	Pin	销钉	1	
31	A01C3-72611	D00	Washer, spring	弹性垫片	1	

CPC,CPCD30,35

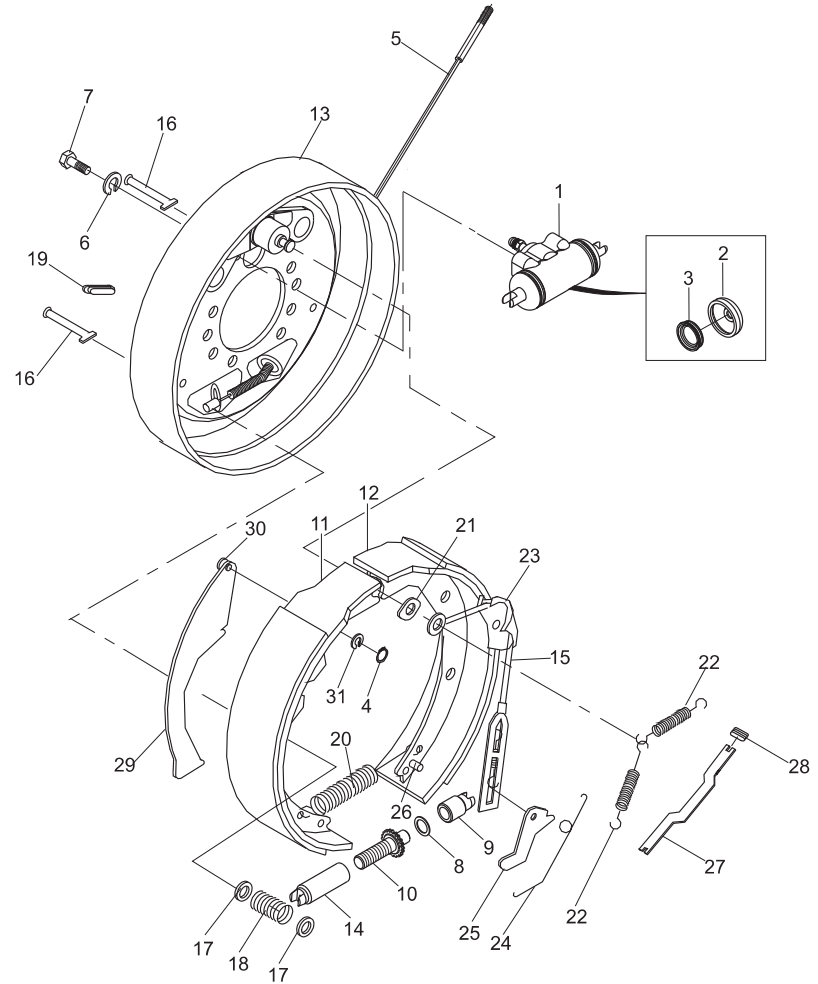


图33/FIG. 33

## 变速操纵(液力式)/CONTROL LINKAGE (TOR-CON TYPE)

序号 Item No	图号 Part No	版本 Edition	零部件名称 Description	件数 Qty	备注 Remark
A	A14F3-90001	D06	Transmission control linkage 变速操纵	1	
01	A24K3-90011	D00	Knob 手柄	1	
02	B4313-00010	00	Nut 螺母M10	1	GB6172-86
03	A24K3-90021	01	Lever (Inc.23) 操纵杆总成(包括23)	1	
04	A24K3-90031	D00	Bracket(left) 支架(上)	1	
05	B0320-08025	00	Bolt 螺栓M8×25	4	GB5783-86
06	B5050-00008	00	Washer 垫圈8	8	GB93-87
07	B0320-06012	00	Bolt 螺栓M6×12	2	GB5783-86
08	B5050-00006	00	Washer 垫圈6	2	GB93-87
09	A24K3-90041	D00	Shaft 销轴总成	2	
10	A24K3-90051	D00	Link 连杆	1	
11	B3220-08018	00	Pin 销轴8×18	2	GB882-86
12	B3010-3P220	00	Pin 开口销3.2×20	2	GB91-86
13	B5310-00008	00	Washer 垫圈8	2	GB97.1-85
14	A24K3-90071	D00	Bracket(lower) 支架(下)	1	
15	A24K3-90061	D00	Boss 摇臂总成	1	
16	A14F3-92011	D02	Link 连杆	1	
-	A24K3-98011	D00	Link 连杆	1	
-	A14F3-92021	D01	Link 连杆	1	
17	B4313-10008	00	Nut(left) 螺母M8(左)	1	GB6172-86
18	24357-42111G	D00	Bearing 弯杆型球头杆端关节轴承	1	
19	B4123-00008	00	Nut 螺母M8	4	GB6170-86
20	A14F3-90011	D00	Link 连杆	1	
21	B0320-08035	00	Bolt 螺栓M8×35	1	GB5783-86
22	24357-42111G	D00	Bearing 弯杆型球头杆端关节轴承	1	
23	Z2131-01625	00	Bushing 钢背轴承1625	2	

CPCD20,25,30,35

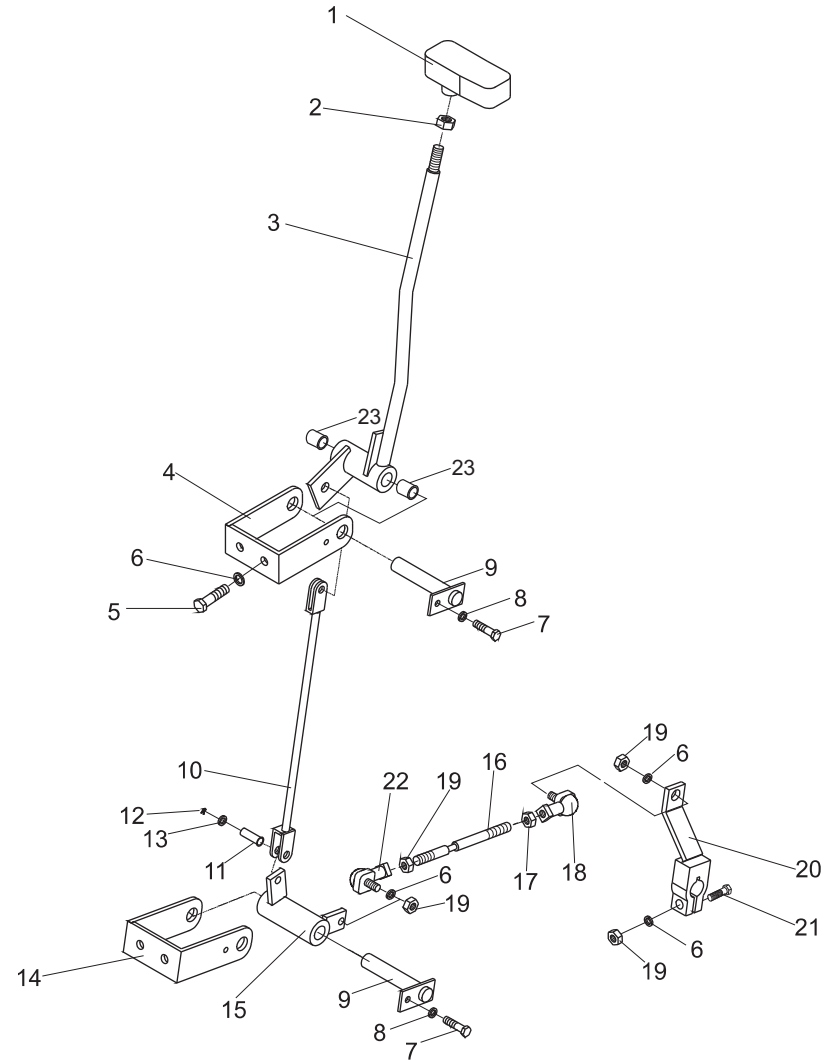


图34/FIG. 34

## 转向系统/STEERING SYSTEM

序号 Item No	图号 Part No	版本 Edition	零部件名称 Description	件数 Q'ty	备注 Remark
A	KM914-10001	D02	Steering system 转向系统	1	
01	KM914-10201	D04	Power steering Inc.(13.16-22) 全液压转向器总成 包含(13.16-22)	1	
02	AF934-13011	00	Seal ring 密封圈	1	
03	24624-12001G	00	Bolt 螺栓	2	
04	B5050-00016	00	Lock washer 垫圈16	2	GB93-87
05	A22A4-12101	00	Sleeve , rubber 橡胶套	4	
06	A22A4-12111	00	Sleeve 套管	4	
07	B0230-06035	00	Bolt 螺栓M6x35	4	GB5782-86
08	KM914-12031	01	Sleeve 套管	1	
09	A22A4-12121	D00	Washer 垫圈	4	
10	KM914-12021	01	Bolt 螺栓	1	
11	KM914-12011	03	Nut 螺母	1	
12	KM914-10501	00	Lever ass'y 手柄总成	1	
13	A22A4-11102	00	Steering wheel ass'y 方向盘总成 φ 360	1	The word "HELI"
-	A22A4-11102A	00	Steering wheel ass'y 方向盘总成 φ 360	1	Without the word "HELI"
14	B0330-10020	00	Bolt 螺栓M10x20	1	GB5783-86
15	Z2111-01415	00	Bearing 钢背轴承1415	2	Q/AC40001-2002
16	22494-01020G	D00	Shim 调整垫	1	
17	KM914-10601	D00	Power steering 全液压转向器	1	2-2.5t
-	G0064-00051	D00	Power steering 全液压转向器	1	3-3.5t
18	B0230-10055	00	Bolt 螺栓M10x55	4	GB5782-86
19	B5050-00010	00	Lock washer 垫圈10	5	GB93-87
20	B5310-00010	00	Washer 垫圈10	4	GB97.1-85
21	KM914-10301	D00	Steering column ass'y 转向管柱总成 包含(2.23-33)	1	
22	B4430-00016	00	Nut 螺母M16x1.5	1	GB6173-86
23	Z9260-48350	D00	Clip 捆扎带4.8x350	1	
24	KM914-12041	D00	Steering shaft 转向轴	1	
25	KM914-10401	D01	Steering column 转向管柱	1	
26	Z9200-3450B	D00	Plastic pipe 塑料管 φ 3L=100	1	
27	Z9120-0100G	D00	Wire 导线QFR1.0L=120	1	

CPC,CPCD20,25,30,35

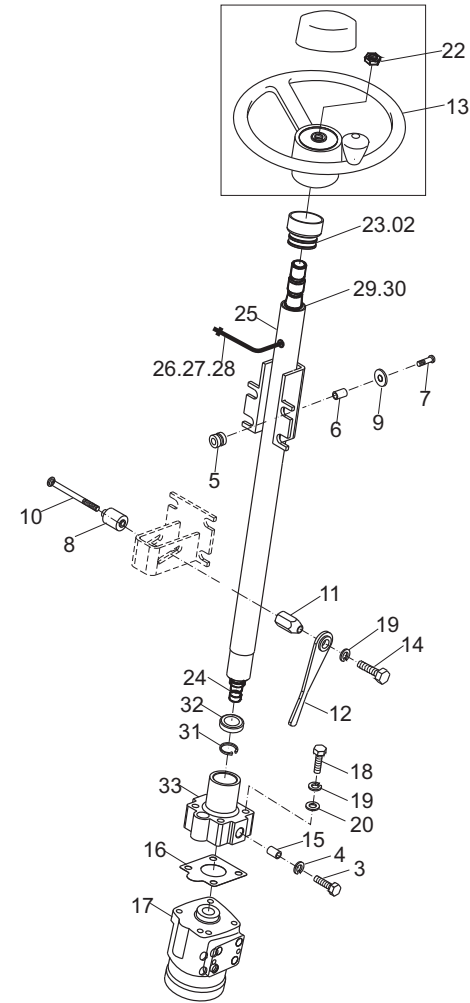


图34/FIG. 34

转向系统/STEERING SYSTEM

CPC,CPCD20,25,30,35

序号 Item No	图号 Part No	版本 Edition	零部件名称 Description	件数 Q'ty	备注 Remark
28	DJ7011-6.3-10	D00	Plug 一芯接插件	1	
29	212-3401305-B	D00	Sleeve 尼龙衬套	1	
30	212-3721042-B	D00	Wire ass'y 带上衬套总成的按钮导线总成	1	
31	B6150-00020	00	Snap ring 挡圈20	1	GB894.1-86
32	Z-51104	00	Bearing 轴承51104	1	GB/T301-95
33	22494-01010G	D00	Flange 联接法兰盘	1	

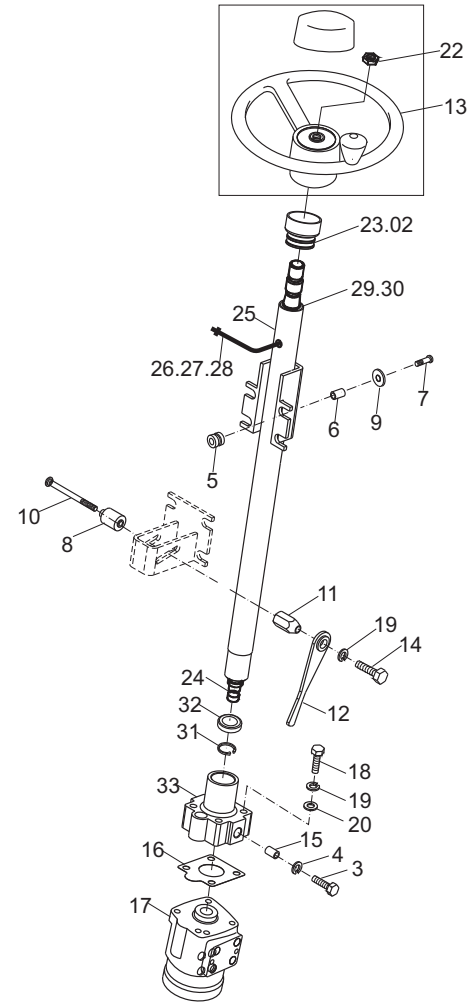


图35/FIG. 35

## 转向桥/STEERING AXLE

序号 Item No	图号 Part No	版本 Edition	零部件名称 Description	件数 Q'ty	备注 Remark
A	G2H34-30011	D01	Steering axle 转向桥	1	2~2.5t
-	G27Z4-30011	D03	Steering axle 转向桥	1	3~3.5t
01	G2H34-33001	00	Steering axle body 铸造转向桥桥体	1	2~2.5t
-	G27Z4-33001	02	Steering axle body 铸造转向桥桥体	1	3~3.5t
02	A21B4-32081	00	Link 连杆	2	
03	G27Z4-30601	03	Steering cylinder ass'y 转向油缸总成	1	See Fig.37
04	H24N4-32451	02	Damping block 减震块	2	
05	H24N6-12142	02	Bracket 支架	2	
06	Z-33206	00	Bearing 轴承33206	4	GB/T297-94
07	Z6301-08524	00	U-ring U型密封圈B85x110x12D	2	GB/T9877.1-88
08	A21B4-32311	00	Nut 螺母M30x2	2	
09	B5310-00030	00	Washer 垫圈30	2	GB97.1-85
10	B3010-6P355	00	Pin 销6.3x55	2	GB91-86
11	A21B4-32231	00	Cap 轮毂盖	2	
12	A21B4-32241	01	Hub 转向轮毂	2	
13	B5050-00008	00	Lock washer 垫圈8	4	
14	Q700B06	01	Fitting grease 直通式滑脂嘴	6	ZBT33001.2-88
15	A21B4-32300	00	Plate 挡板	2	
16	A21B4-32261A	00	Pin 连杆销	4	
17	H24C4-32061	01	Bearing ES型向心关节轴承	4	
18	A21B4-32281	00	Shim 调整垫	4	
19	H24C4-12003	01	Bushing 衬套	4	
20	B0010-08018	00	Bolt 螺栓M8x18	4	GB5780-86
21	B0632-16060	00	Bolt 螺栓M16x60	8	GB27-88
22	B5050-00016	00	Lock washer 垫圈16	12	GB93-87
23	G2H34-33031	00	Pin 转向节主销	2	2~2.5t
-	G27Z4-33041	00	Pin 转向节主销	2	3~3.5t
24	B3010-3P230	00	Pin 销3.2x30	2	GB91-86
25	G27Z4-33311	00	Knuckle L.H. ass'y 左转向节	1	
26	G27Z4-33301	00	Knuckle R.H. ass'y 右转向节	1	

CPC,CPCD20,25,30,35

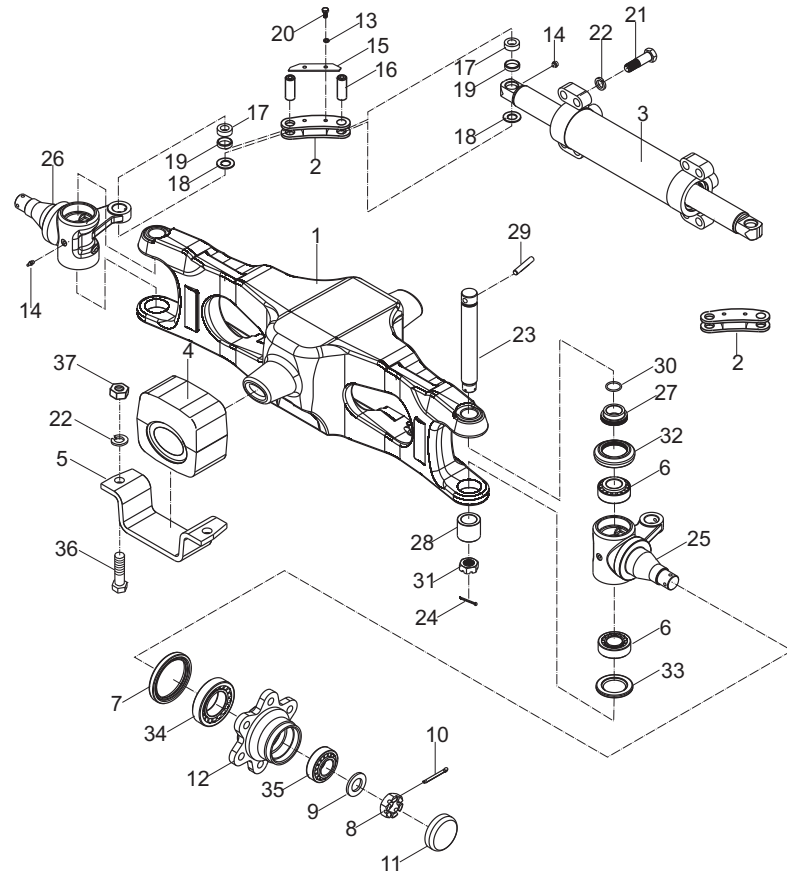




图35/FIG. 35

转向桥/STEERING AXLE

序号 Item No	图号 Part No	版本 Edition	零部件名称 Description	件数 Q'ty	备注 Remark
27	G27Z4-33051	00	Spacer 隔套	2	
28	G27Z4-33071	00	Bushing 衬套	2	
29	G27Z4-33061	00	Pin 槽销	2	
30	Z6053-02502	00	O-ring O型密封圈25x2.65	2	GB3452.1-92
31	G27Z4-33081	00	Nut 开槽螺母	2	
32	G27Z4-33091	00	Sealing ring 密封圈	2	
33	G27Z4-33101	00	Sealing ring 密封圈	2	
34	Z-32211	00	Bearing 轴承32211	2	GB/T297-94
35	Z-32207	00	Bearing 轴承32207	2	GB/T297-94
36	B0230-16055	00	Bolt 螺栓M16x55	4	GB5782-86
37	B4116-00016	00	Nut 螺母M16	4	GB6170-86

CPC,CPCD20,25,30,35

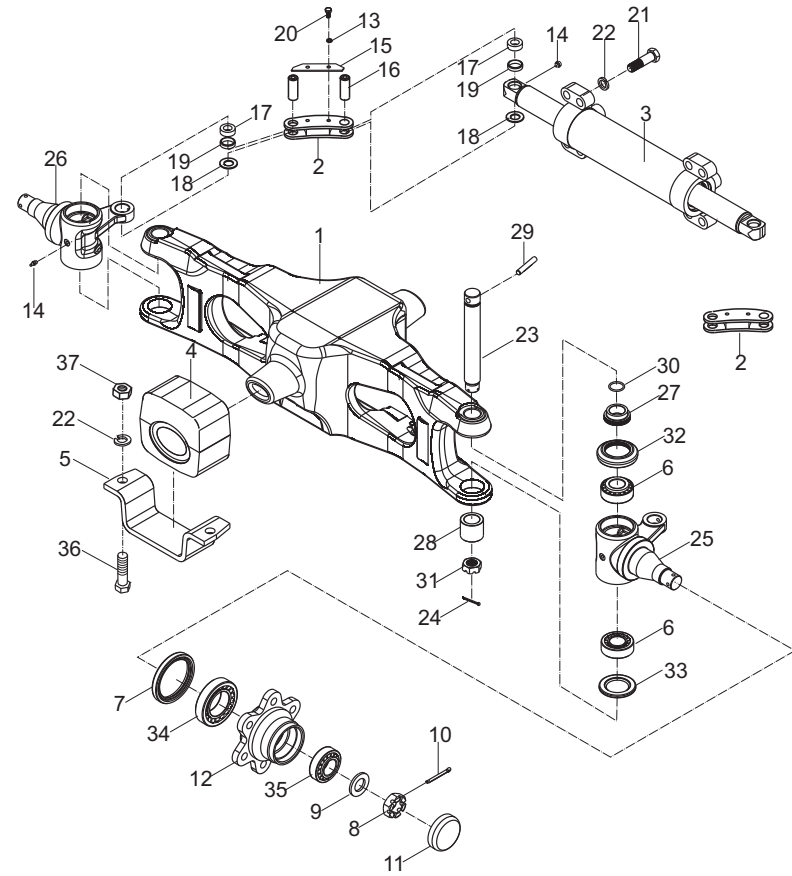


图36/FIG. 36

转向轮/STEERING WHEEL

序号 Item No	图号 Part No	版本 Edition	零部件名称 Description	件数 Q'ty	备注 Remark
01	23654-43001G	01	Rim,inside 内轮辋	2	2-2.5t
-	H24N4-32001	0100	Rim,inside 内轮辋	2	3t,3.5t
02	Z3003-60009	00	Tire 轮胎6.00-9-10PR	2	2t,2.5t GB/T 2982
-	Z3003-65010	00	Tire 轮胎6.50-10-10PR	2	3t,3.5t GB/T 2982
-	Z3300-60009	00	Tire 轮胎6.00-9	2	2t,2.5t
-	Z3300-65010	00	Tire 轮胎6.50-10	2	3t,3.5t
-	Z3300-60009B	00	无痕迹轮胎6.00-9	2	2t,2.5t
-	Z3300-65010B	01	无痕迹轮胎6.50-10	2	3t,3.5t
03	23654-43011G	01	Rim,outside 外轮辋	2	2t,2.5t
-	H24N4-32011	01	Rim,outside 外轮辋	2	3t,3.5t
04	23654-32041	01	Bolt 轮毂螺栓	16	
05	23654-34051	01	Nut 轮毂螺母	16	
06	G27Z4-32101	01	Bolt 轮辋螺栓	16	2t,2.5t
-	H24N4-32021	01	Bolt 轮辋螺栓	16	3t,3.5t
07	B4116-00012	00	Nut 螺母M12x1.25	16	GB6170-86
08	B5052-00012	00	Washer 垫圈12	16	GB93-87

CPC,CPCD20,25,30,35

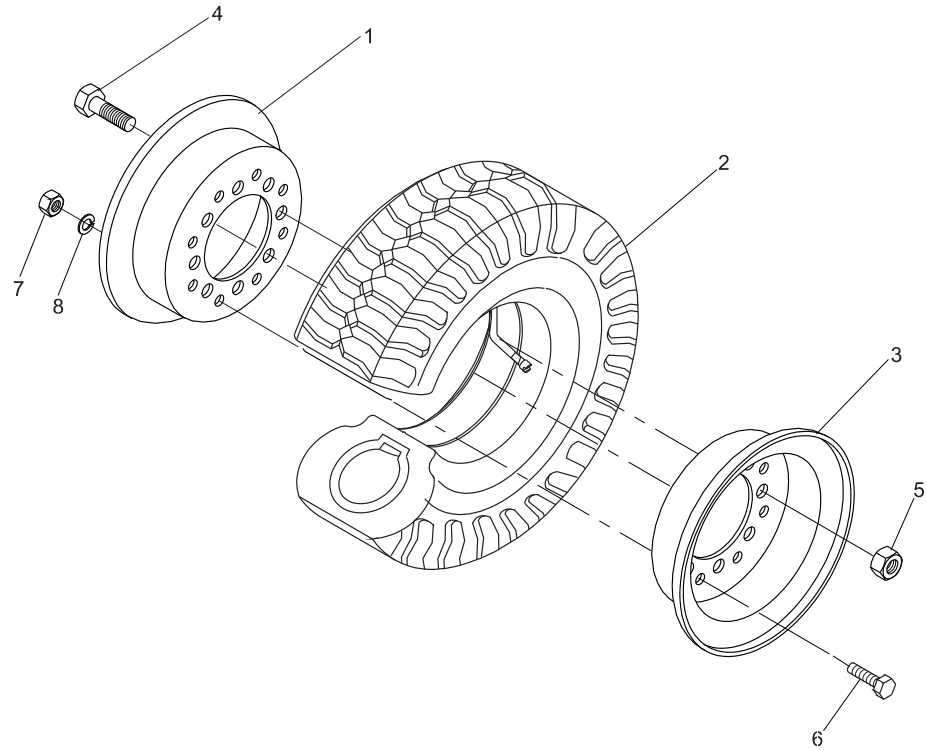


图37/FIG. 37

## 转向油缸/STEERING CYLINDER

序号 Item No	图号 Part No	版本 Edition	零部件名称 Description	件数 Q'ty	备注 Remark
A	G27Z4-30601	03	Power cylinder 转向油缸	1	
01	G27Z4-32201	01	Cap 缸盖	2	
02	G27Z4-33011	01	Cylinder body 缸筒	1	
03	G27Z4-33111	01	Piston rod 活塞杆	1	
04	60066-13030	00	Bushing 支承环	1	
05	H24C4-52171	00	Bushing 支承环	1	
06	Z6053-06003	00	O-ring 0型密封圈60x3.55	1	GB3452.1-92
07	Z6053-05003	00	O-ring 0型密封圈50x3.55	1	GB3452.1-92
08	Z1510-G0060	00	Steel ball 钢球Φ6	25	GB308-89
09	Z6003-07003	00	O-ring 0型密封圈70x3.1	2	GB1235-76
10	G27Z4-33161	00	O-ring 0型密封圈69X2.65	2	GB3452.1-92
11	24329-45591	00	U-ring U型密封圈50x60x6	2	
12	LBH-50	00	Seal,dust 防尘圈DS150x58x5/6.5	2	
13	H24C4-52163S	00	Piston 活塞	1	
14	G27Z4-33031	01	Snap ring 挡圈70X2.7X1.4	2	

CPC,CPCD20,25,30,35

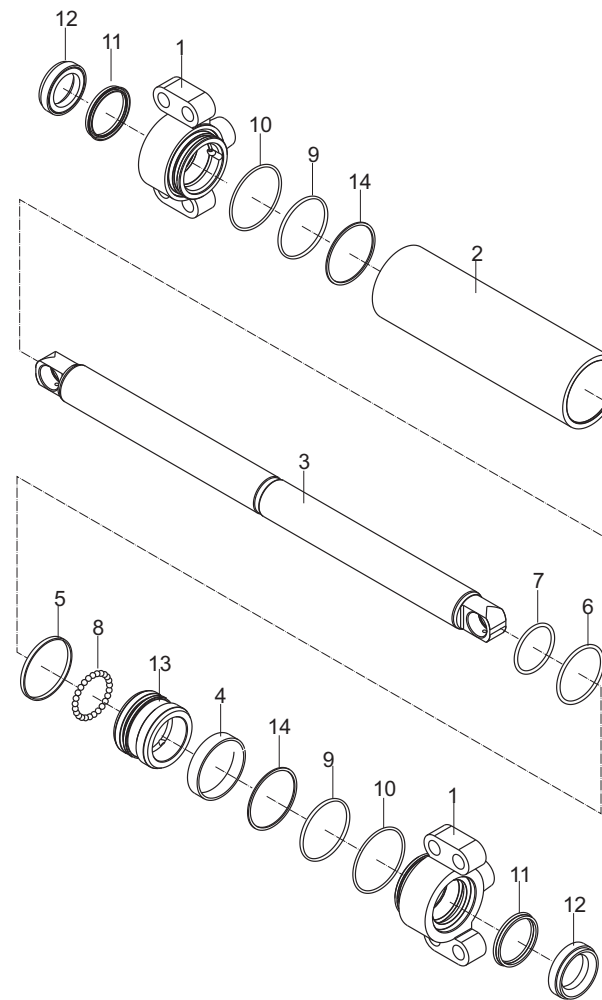


图38/FIG. 38

油门操纵/ACCELERATOR PEDAL

序号 Item No	图号 Part No	版本 Edition	零部件名称 Description	件数 Qty	备注 Remark
A	20065-20001G	D02	Accelerator pedal 油门及熄火操纵装置	1	
01	23655-22201A	00	Pedal ass'y 油门踏板总成	1	
02	B4223-00012	00	Nut 螺母M12x1.25	1	GB6171-86
03	25785-22111	00	Bolt 螺栓	1	
04	22495-22000	D02	Rod 压杆	1	
05	22495-23000	D00	Link ass'y 摇臂总成I	1	
06	25785-22031	01	Spring 弹簧	1	
07	22495-25000	D00	Bracket 支架I	1	CPCD20,25,30,35
08	B3010-2P216	00	Pin 销3.2x16	1	GB91-86
09	B5310-00008	00	Washer 垫圈8	1	GB97.1-85
10	B3010-02010	00	Pin 销2x10	4	GB91-86
11	B5710-00006	00	Washer 垫圈6	6	GB848-85
12	20065-21000G	D02	Rod 拉杆	1	其余
-	A97A5-22001	00	Rod 拉杆	1	BQ泵柴油机
13	3C53-00-09	D01	Yoke 耳子	1	GB67-85
14	B1110-06016	00	Screw 螺钉M6x16	1	
15	3Q53-00-04	00	Spring 拉簧	1	
16	22495-22100	D00	Plate 弹簧挂板	1	GB67-85
17	B1110-04010	00	Screw 螺钉M4x10	1	GB6170-86
18	B4116-00006	00	Nut 螺母M6	4	GB93-87
19	B5050-00006	00	Washer,lock 垫圈6	3	GB67-85
20	B1110-06025	00	Screw 螺钉M6x25	2	
21	20065-20200G	D00	Flameout control unit 熄火操纵装置	1	
22	B1110-04016	00	Screw 螺钉M4x16	2	GB67-85
23	22495-24000	D00	Bracket 支架I	1	CPC20,25,30,35
24	B0330-10045	00	Bolt 螺栓M10x45	2	GB5783-86
25	B5050-00010	00	Washer,lock 垫圈10	2	GB93-87

CPC,CPCD20,25,30,35-XC5K  
 CPC,CPCD20,25,30,35-XC9K  
 CPC,CPCD20,25,30,35-Q3K  
 CPC,CPCD20,25,30,35-WX1K  
 CPC,CPCD20,25,30,35-XC11K  
 CPC,CPCD20,25,30,35-XC12K  
 CPC,CPCD20,25,30,35-Q6K  
 CPC,CPCD20,25,30,35-Q8K

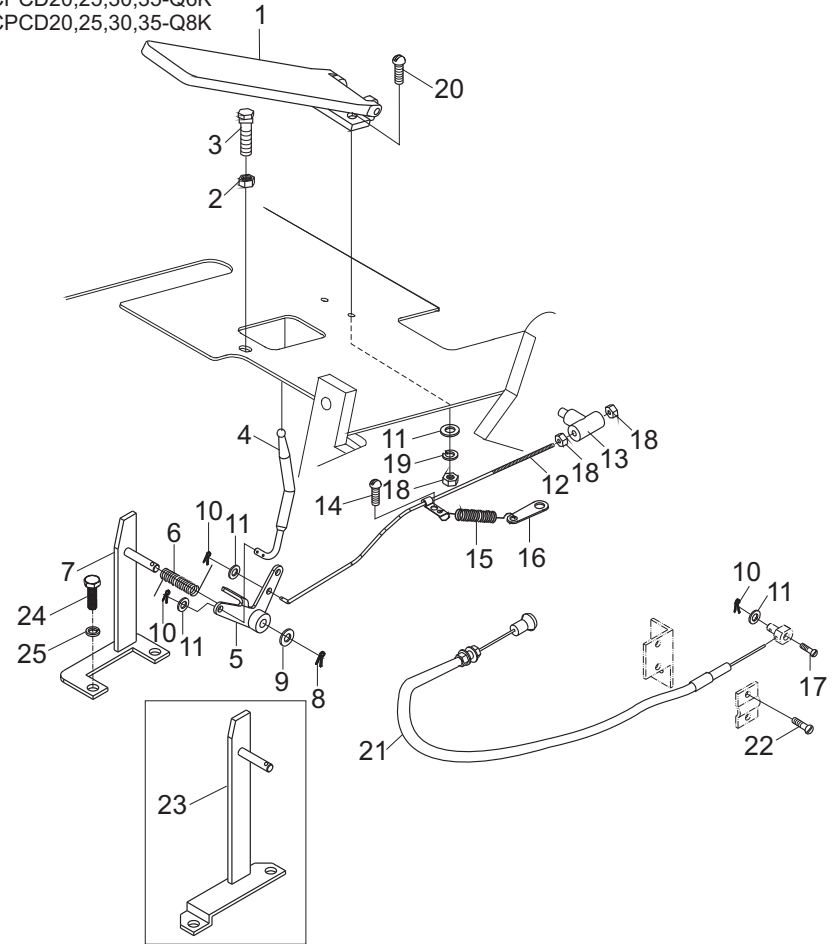


图39/FIG. 39

## 油门操纵/ACCELERATOR PEDAL

序号 Item No	图号 Part No	版本 Edition	零部件名称 Description	件数 Qty	备注 Remark
A	HRK2T05601 H25T5-60502	D05	Accelerator pedal 油门及熄火操纵装置	1	
01	23655-22201A	01	Pedal ass'y 油门踏板总成	1	
02	B4223-00012	00	Nut 螺母M12x1.25	1	GB6171-86
03	25785-22111	D00	Bolt 螺栓	1	
04	22495-22000	D02	Rod 压杆	1	
05	G27Z5-60301	02	Link ass'y 旋转架	1	
06	HT995-62201	00	Spring 弹簧	1	
07	K2T05-60201	00	Bracket 支架	1	
08	B3010-3P220	00	Pin 销3.2x20	1	GB91-86
09	B5310-00010	00	Washer 垫圈10	1	GB97.1-85
10	B3010-02020	00	Pin 销2x20	3	GB91-86
11	B5310-00006	00	Washer 垫圈6	3	GB97.1-85
12	B4123-00006	00	Nut 螺母M6	2	GB6170-86
13	B5050-00006	00	Washer,lock 垫圈6	2	GB93-87
14	B0330-06020	00	Bolt 螺栓M6x20	2	GB5783-86
15	B3220-06016	00	Pin 销B6x16	2	GB882-86
16	H25T5-60502	03	Accelerator cable 油门拉锁	1	
17	B0330-10020	00	Bolt 螺栓M10x20	2	GB5783-86
18	B5050-00010	00	Washer,lock 垫圈10	2	GB93-87

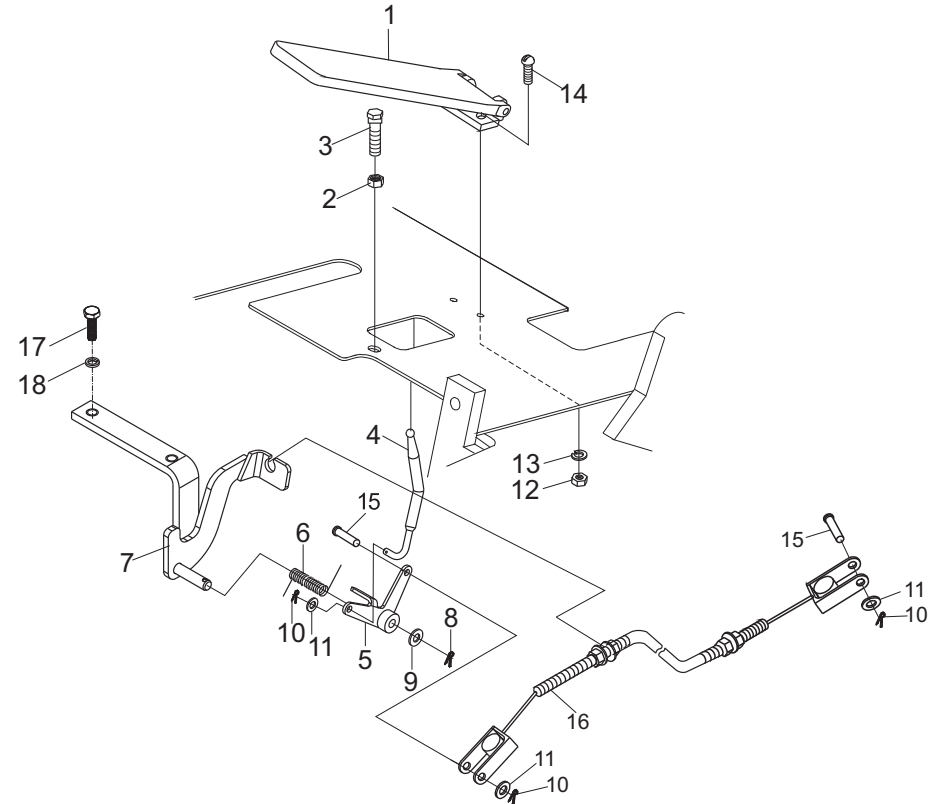
CPCD30-W8K  
CPCD35-W4K

图40/FIG. 40

## 行车制动与微动操纵/BRAKE &amp; INCHING CONTROL

序号 Item No	图号 Part No	版本 Edition	零部件名称 Description	件数 Q'ty	备注 Remark
A	REF104803G	00	Brake & inching control 行车制动与微动操纵装置	1	2t,2.5t
-	REF104804G	00	Brake & inching control 行车制动与微动操纵装置	1	3t,3.5t
01	24465-40312	D00	Inching pedal(Inc.42)微动踏板(包括42)	1	2t,2.5t
-	24465-40311	00	Inching pedal(Inc.42)微动踏板(包括42)	1	3t,3.5t
02	22505-42121G	00	Hose 油管总成	1	2t,2.5t
-	24455-42191G	00	Hose 油管总成	1	3t,3.5t
03	24465-40212	D00	Brake pedal(Inc.42) 制动踏板(包括42)	1	
04	22505-42101G	00	Hose 油管总成	1	2t,2.5t
-	24455-42171G	00	Hose 油管总成	1	3t,3.5t
05	23775-42102	00	Tank,resever 储油罐	1	
06	25595-42182	00	Shaft 油轴	1	
07	24465-42181	D00	Link(Inc.43) 摇臂(包括43)	1	
08	24465-42131	00	Bracket 支架	1	
09	25595-40302	01	Brake pump(Inc.44) 制动总泵	1	
10	22505-42001	00	Link 连接杆	1	
11	24455-42211G	00	Clip 管夹	2	2t,2.5t
-	24455-42211	00	Clip 管夹	2	3t,3.5t
12	24245-42201	00	Clip 管夹	1	
13	24245-42301	00	Clip 管夹	1	
14	Z7500-10090	D00	Hose 胶管 $\varnothing 9.5$ L=900	1	
15	25595-42071	02	Head cover 踏板垫	2	
16	23745-42031	00	Rod 螺杆	1	
17	REF339703	00	Clevis 支耳	2	
18	B0530-10030	00	Bolt 螺栓M10X1.25X30	1	GB5786-86
19	20155-30061	02	Spring 拉簧	2	
20	H25S5-43211	00	Nylon jacking 尼龙顶轴	1	
21	Q701B90	00	Fitting 弯颈式滑脂嘴	1	ZBT33001.2-88
22	Z4590-00016	00	Clip 双钢丝卡箍 $\varnothing 16$	2	
23	B0530-10045	00	Bolt 螺栓M10X1.25X45	1	GB5786-86
24	B4223-00010	00	Nut 螺母M10X1.25	2	GB6171-86

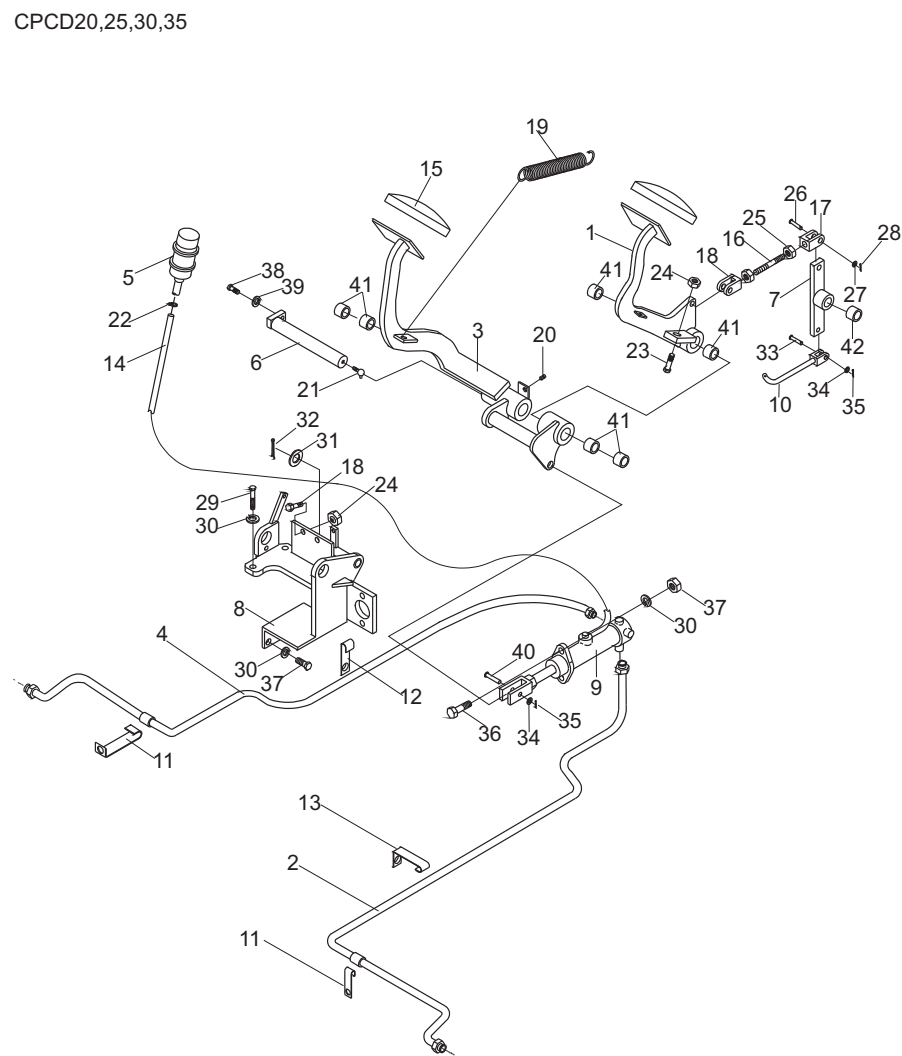


图40/FIG. 40

行车制动与微动操纵/BRAKE & INCHING CONTROL

CPCD20,25,30,35

序号 Item No	图号 Part No	版本 Edition	零部件名称 Description	件数 Q'ty	备注 Remark
25	B4123-10010	00	Nut 螺母M10(左)	1	GB6170-86
26	B3220-10032	00	Pin shaft 销B10X32	2	GB882-86
27	B5310-00010	00	Washer 垫圈10	2	GB97.1-85
28	B3010-3P220	00	Pin 销3.2x20	2	GB91-86
29	B0330-10025	00	Bolt 螺栓M10X25	2	GB5783-86
30	B5050-00010	00	Washer,lock 垫圈10	6	GB93-87
31	B5310-00016	00	Washer 垫圈16	1	GB97.1-85
32	B3010-04026	00	Pin 销4x26	1	GB91-86
33	B3220-08030	00	Pin shaft 销轴8X30	1	GB882-86
34	B5310-00008	00	Washer 垫圈8	4	GB97.1-85
35	B3010-02016	00	Pin 销2X16	3	GB91-86
36	B0330-10035	00	Bolt 螺栓M10X35	2	GB5783-86
37	B4123-00010	00	Bolt 螺栓M10	3	GB6170-86
38	B0330-08016	00	Bolt 螺栓M8X16	1	GB5783-86
39	B5050-00008	00	Washer,lock 垫圈8	1	GB93-87
40	B3220-08026	00	Pin shaft 销B8X26	1	GB882-86
41	Z2153-02525	00	Bushing 钢背轴承2525	6	
42	Z2153-01625	00	Bushing 钢背轴承1625	1	
43	25595-40302XLB	00	Repair kit,brake pump 制动总泵修理包	1	

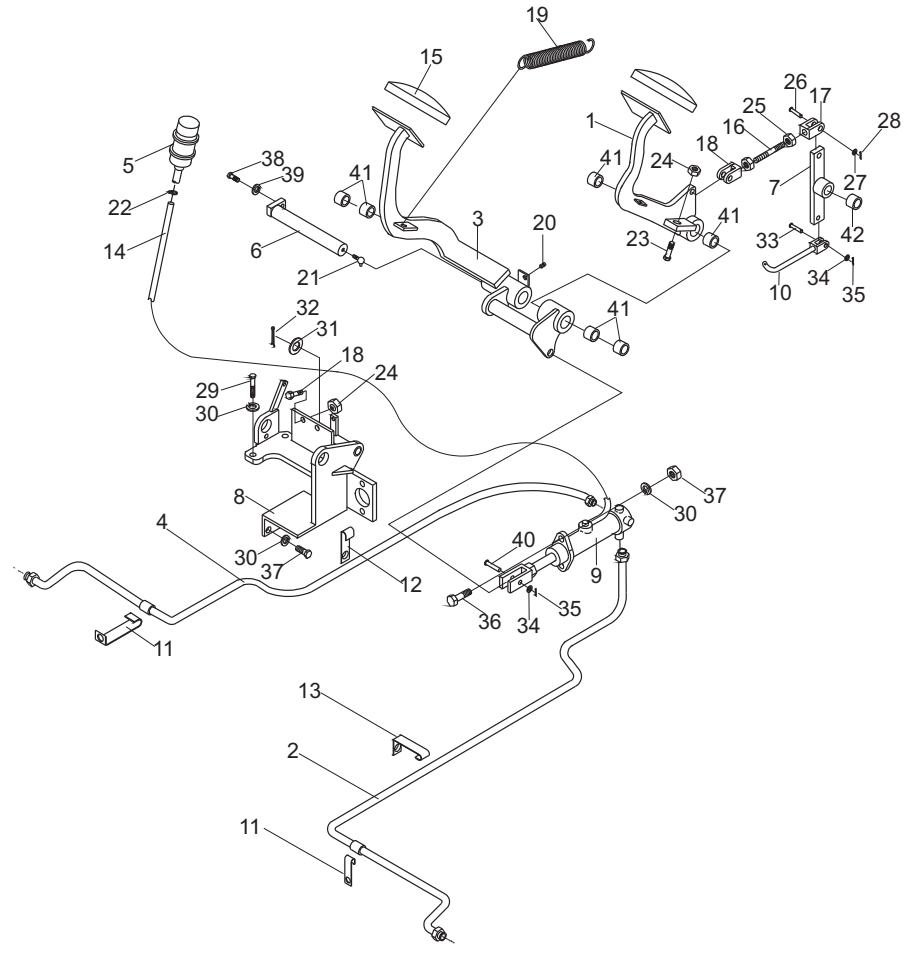


图41/FIG. 41

## 行车制动与离合操纵/BRAKE &amp; CLUTCH CONTROL

序号 Item No	图号 Part No	版本 Edition	零部件名称 Description	件数 Q'ty	备注 Remark
A	REF104831G	D01	Clutch&Breake pedal ass'y 行车制动与离合操纵装置	1	2t,2.5t
-	REF105324G	D01	Clutch&Breake pedal ass'y 行车制动与离合操纵装置	1	3t,3.5t
01	B0330-08016	00	Bolt 螺栓M8X16	1	GB5783-86
02	B5310-00008	00	Washer 垫圈8	2	GB97.1-85
03	B5050-00008	00	Washer,lock 垫圈8	1	GB93-87
04	B4223-00010	00	Nut 螺母M10X1.25	2	GB6171-86
05	23775-42102	D01	Tank,reserve 储油罐	1	
06	Z4590-00016	00	Clip 双钢丝卡箍 $\phi 16$	2	
07	207E5-49011	00	Hose 液压制动胶管 $\phi 9.5$ L=600	1	
08	25595-40302	00	Brake pump(Inc.37) 制动总泵	1	
09	22495-40301G	00	Hose 油管总成	1	2t,2.5t
-	24455-40301G	00	Hose 油管总成	1	3t,3.5t
10	24455-42211	00	Clip 管夹	1	
11	22495-40401G	00	Hose 油管总成	1	2t,2.5t
-	24455-40401G	00	Hose 油管总成	1	3t,3.5t
12	B0330-10030	00	Bolt 螺栓M10X30	4	GB5783-86
13	24455-30211	00	Clutch pedal (Inc.29)离合踏板(包含29)	1	
14	B3010-3P220	00	Snap pin 销3X25	1	GB91-86
15	B5310-00010	00	Washer 垫圈10	1	GB97.1-85
16	21235-32031	00	Rod 分离杆	1	
17	23655-32521	01	Washer 垫圈	2	
18	23655-32512	00	Spring 压簧	1	
19	22215-30042	01	Nut 螺母	1	
20	B4223-00012	00	Nut 螺母M12X1.25	1	GB6171-86
21	H25S5-43211	00	Nylon jacking 尼龙顶轴	1	
22	21235-42091	D00	Pin,clevis 油轴	1	
23	24455-40211	00	Brake pedal (Inc.29) 制动踏板(包含29)	1	
24	20155-30061	02	Spring 拉簧	2	
25	Q701B90	00	Fitting 弯颈式滑脂嘴	1	ZBT33001.2-88
26	24456-40501	00	Bracket 支架	1	

CPC20,25,30,35

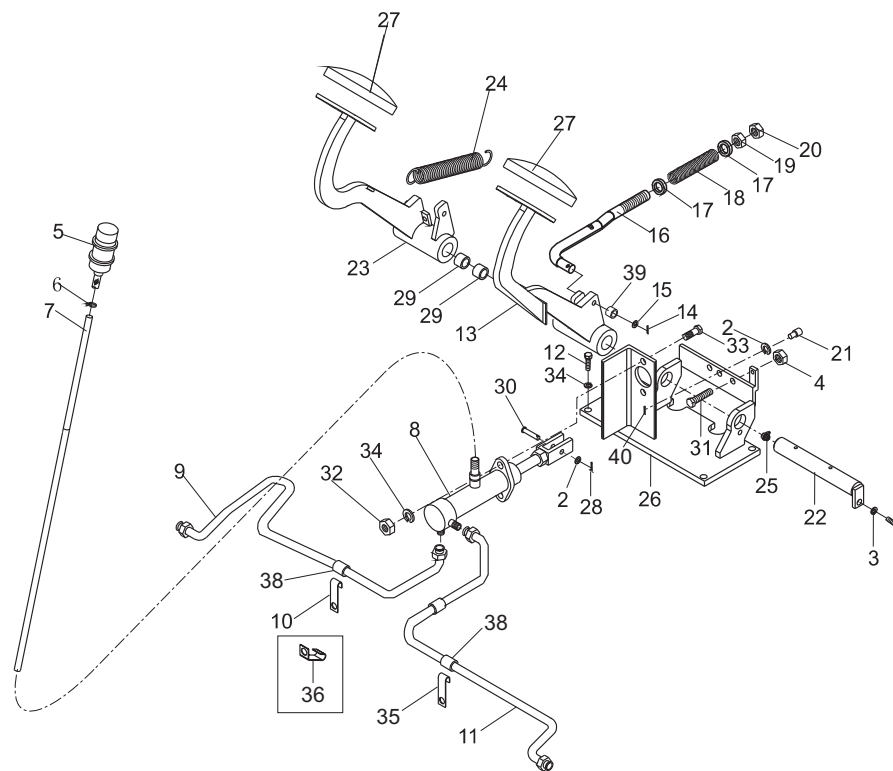




图41/FIG. 41

行车制动与离合操纵/BRAKE & CLUTCH CONTROL

序号 Item No	图号 Part No	版本 Edition	零部件名称 Description	件数 Q'ty	备注 Remark
27	25595-42071	02	Head cover 踏板垫	2	
28	B3010-3P216	00	Pin,snap 销 3. 2X16	1	GB91-86
29	Z2132-02525	00	Bushing 钢背轴承2525	4	
30	B3220-08030	00	Pin,clevis 销B8X30	1	GB882-86
31	B0530-10035	00	Bolt 螺栓M10X1. 25X35	2	2t,2.5t GB5786-86
32	B4123-00010	00	Nut 螺母M10	2	GB6170-86
33	B0330-10035	00	Bolt 螺栓M10X35	2	GB5783-86
34	B5050-00010	00	Washer ,lock 垫圈10	6	GB93-87
35	24455-42251	00	Clip 管夹	1	3t,3.5t
36	24455-42211A	00	Clip 管卡	1	2t,2.5t
37	25595-40302XLB	00	Repair kit,brake pump 制动总泵修理包	1	
38	24457-60020G	D00	Rubber sleeve 橡胶套	1	
39	H93C5-32051	D01	Sleeve 隔套	1	
40	B3010-02020	00	Pin 销2x20	1	

CPC20,25,30,35

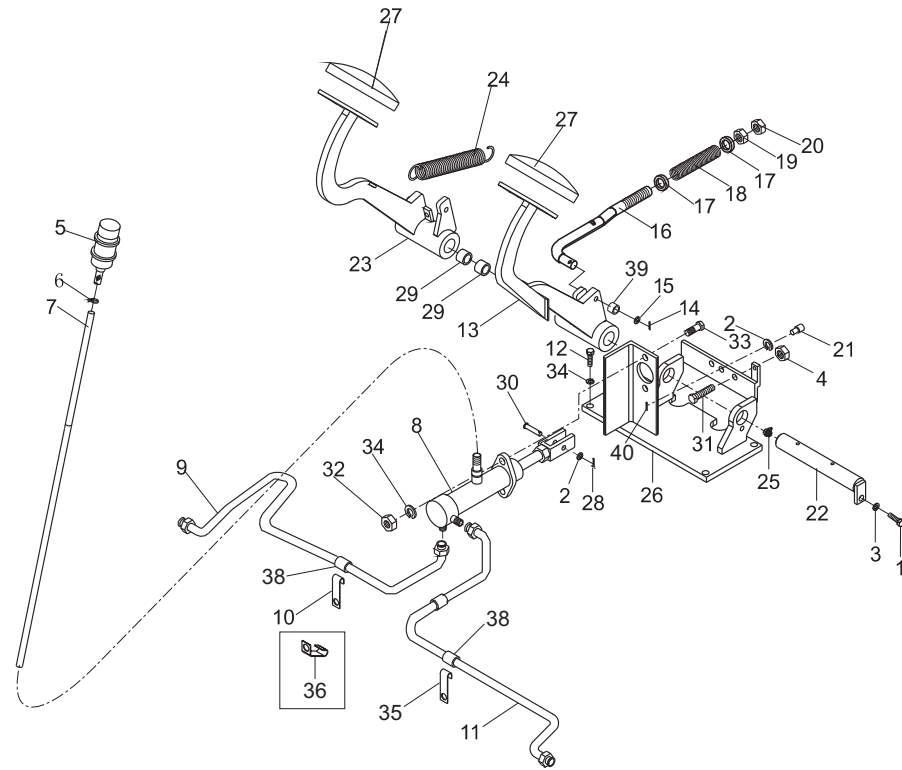


图42/FIG. 42

## 停车制动/BRAKE LEVER

序号 Item No	图号 Part No	版本 Edition	零部件名称 Description	件数 Q'ty	备注 Remark
A	REF105325G	D01	Brake lever 停车制动装置	1	
B	HC214J5-50101	D00	Brake lever(Inc.01-24) 制动操纵器	1	
-	HC214J5-50101A	D00	Brake lever 手制动	1	带断电开关 Subjoin turn off switch
01	THN-111	D00	Over head 调节杆	1	
02	THN-110	D00	Grip 手柄头	1	
03	B1830-04004	00	Screw 螺钉M4X 4	1	GB80-85
04	THN-500	00	Screw rod 螺杆	1	
05	B7810-00008	00	Nut 螺母M8	1	GB39-88
06	B5210-00008	00	Washer 大垫圈8	1	GB96-85
07	THN-200	D00	Spring 弹簧1X 6 X10. 8	1	
08	Z1510-G0060	00	Ball 钢球Ø6	1	GB308-89
09	THN-101	D00	Seat 手柄座	1	
10	THN-060	D00	Lever 闸把体	1	
11	THN-600	D00	Rod 拉杆体	1	
12	B3220-08035	00	Pin 销B8X35	1	GB882-86
13	THN-098A	D00	Stopper 限位块	1	
14	THN-050	D00	Brcket 支架总成	1	
15	B7910-00010	00	Nut 螺母M10	1	GB923-88
16	21235-52171G	00	Bracket 挂线架	1	
17	B3220-08045	00	Pin 销B8X45	1	GB882-86
18	25785-52261	D00	Washer 垫圈II	1	
19	THN-40-00	D00	Plate 支撑板总成	2	
20	B0230-10045	00	Bolt 螺栓M10X45	1	GB5782-86
21	B5050-00010	00	Washer,lock 垫圈10	3	GB93-87
22	THN-900-00	D00	Link 拉板总成	1	
23	B6250-00006	00	Washer 挡圈6	3	GB896-86
24	B5310-00008	00	Washer 垫圈8	6	GB97.1-85
25	B0230-10040	00	Bolt 螺栓M10X40	2	GB5782-86
26	B4123-00010	00	Nut 螺母M10	2	GB6170-86
27	22495-55611	00	Pothook 手制动管托	1	CPCD
28	22495-55621G	00	Pothook 机械车拉索吊钩	1	CPC

CPC,CPCD20,25,30,35

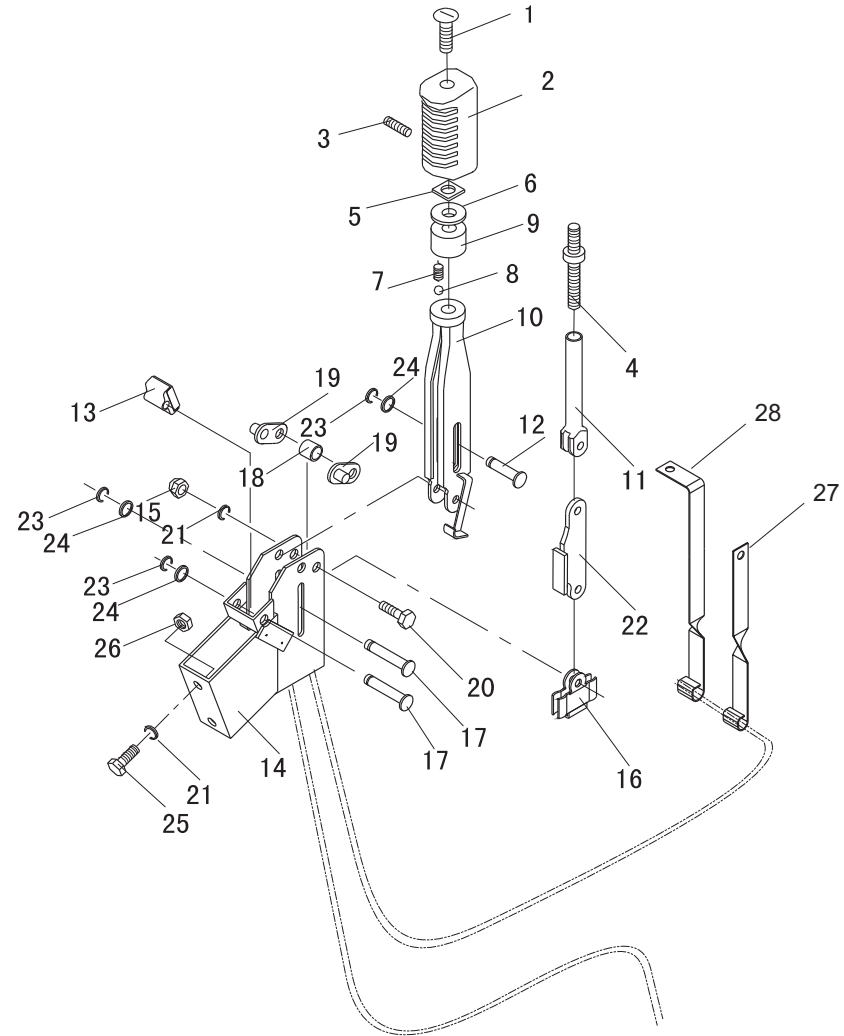


图43/FIG. 43

## 车架与平衡重/FRAME &amp; COUNTER WEIGHT

序号 Item No	图号 Part No	版本 Edition	零部件名称 Description	件数 Q'ty	备注 Remark
01	KK916-10001	08	Frame	车架	1 2t,2.5t
-	KM916-10001	09	Frame	车架	1 3t,3.5t 其余Etceteras
-	K2TE6-10001	03	Frame	车架	1 CPCD30-W8K CPCD35-W4K
02	A22A6-30011	D03	Counter weight	平衡重体	1 2t
-	A23F6-30011	D03	Counter weight	平衡重体	1 2.5t
-	A22J6-30011	D03	Counter weight	平衡重体	1 3t
-	A01A6-32001	D05	Counter weight	平衡重体	1 3.5t
03	B0230-30130	00	Bolt	螺栓M30x130	1 2t GB5782-86
-	B0230-30180	00	Bolt	螺栓M30x180	1 2.5t GB5782-86
		00		2	3t,3.5t
04	22216-30051	01	Washer	平垫圈	1 2t,2.5t
				2	3t,3.5t
05	B5050-00030	00	Washer,lock	垫圈30	1 2t,2.5t GB93-87
				2	3t,3.5t GB93-87
06	25596-32051	00	Pin	牵引销	1
07	B5050-00006	00	Washer,lock	垫圈6	1 GB93-87
08	B0430-16070	00	Bolt	螺栓M16x1.5x70	4 GB5785-86
09	B5050-00016	00	Washer,lock	垫圈16	4 GB93-87
10	22018-30064	00	Cap,front axle support	支座盖	2
11	B0330-08016	00	Bolt	螺栓M8x16	2 GB5783-86
12	B5050-00008	00	Washer,lock	垫圈8	2 GB93-87
13	B0330-06012	00	Bolt	螺栓M6x12	1 GB5783-86
14	A24K6-32011	00	Cap	平衡重饰盖	2

CPC,CPCD20,25,30,35

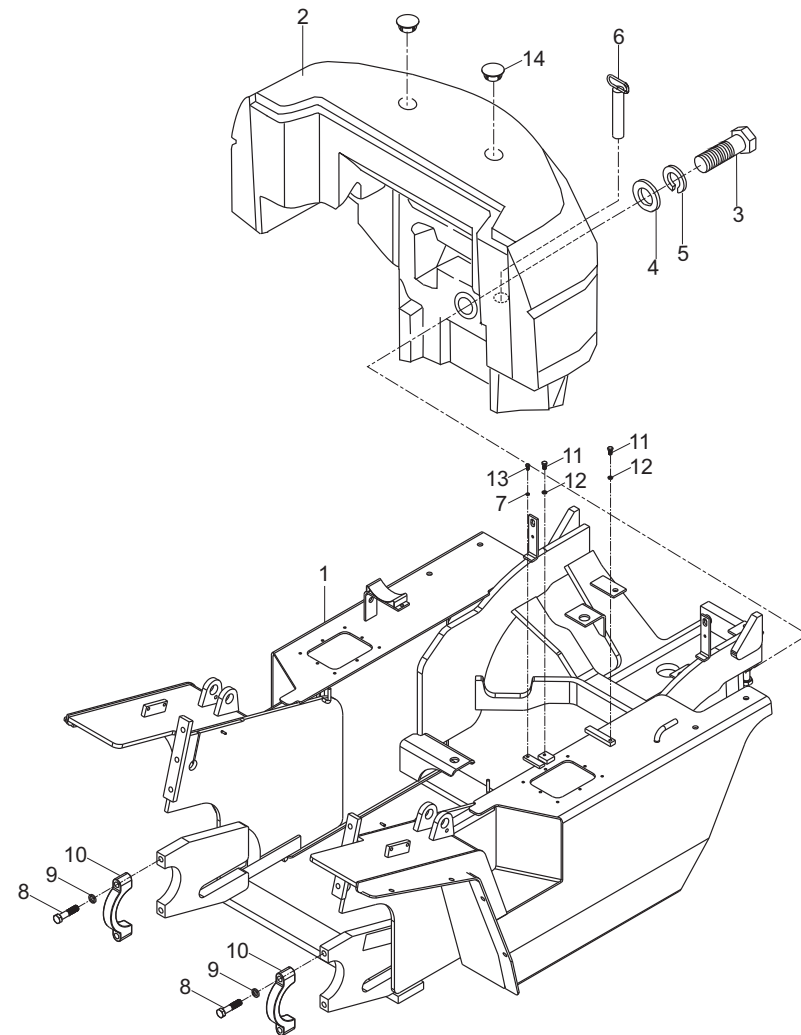


图44/FIG. 44

机罩、底板及座椅/HOOD, FLOOR BOARD &amp; SEAT

序号 Item No	图号 Part No	版本 Edition	零部件名称 Description	件数 Q'ty	备注 Remark
01	KM916-40901	D00	Plate 前板总成	1	
02	KM916-40201	D05	Cabinet 仪表架	1	
03	H24C5-32001	01	Clip 夹箍	1	
04	B5050-00006	00	Lock washer 垫圈6	9	GB93-87
05	B1210-06012	00	Screw 螺钉M6x12	9	GB818-85
06	KM916-40301	02	Bracket 方向盘倾斜支架	1	
07	B0330-10020	00	Bolt 螺栓M10x20	8	GB5783-86
08	B5050-00010	00	Lock washer 垫圈10	19	GB93-87
09	B4123-00010	00	Nut 螺母M10	4	GB6170-86
10	B0530-10025	00	Bolt 螺栓M10x1.25x25	7	GB5786-86
11	B5210-00010	00	Washer 垫圈10	11	GB96-85
12	KM916-40401	06	Bonnet 内燃机罩	1	其余Etceteras
-	HRK2TD6401	02	Bonnet 内燃机罩	1	CPCD30-W8K CPCD35-W4K
13	KM916-40501	D02	Shock,absorber 气弹簧总成	1	
14	B0330-10030	00	Bolt 螺栓M10x30	1	GB5783-86
15	B5310-00010	00	Washer 垫圈10	4	GB97.1-85
16	KM916-40601	01	Hinge bracket 铰链支架(包含30-36)	1	
17	KM916-40531	00	Cover plate ass'y 水箱盖板总成	1	其余Etceteras
-	KM916-42151	03	Cover plate 水箱盖板	1	CPCD30-W8K CPCD35-W4K
18	A22A6-42511	01	Screw 螺钉	2	
19	KM916-40811	02	Lock ass'y (Inc.37-41) 锁体总成(包含37-41)	1	
20	B0330-08016	00	Bolt 螺栓M8x16	2	GB5783-86
21	B5050-00008	00	Lock washer 垫圈8	7	GB93-87
22	B5310-00008	00	Washer 垫圈8	2	GB97.1-85
23	KM916-12171	01	Antiskid plate R.H. 防滑板(右)	1	
-	KM916-12161	01	Antiskid plate L.H. 防滑板(左)	1	
24	HRA73J6402 A73J6-42052	D04	Guard(left) 护罩(左)	1	
-	HRA73J6402 A73J6-42062	D04	Guard(right) 护罩(右)	1	
25	B5310-00006	00	Washer 垫圈6	8	GB97.1-85
26	AF936-42101	01	Plate 电器板	1	

CPC,CPCD20,25,30,35

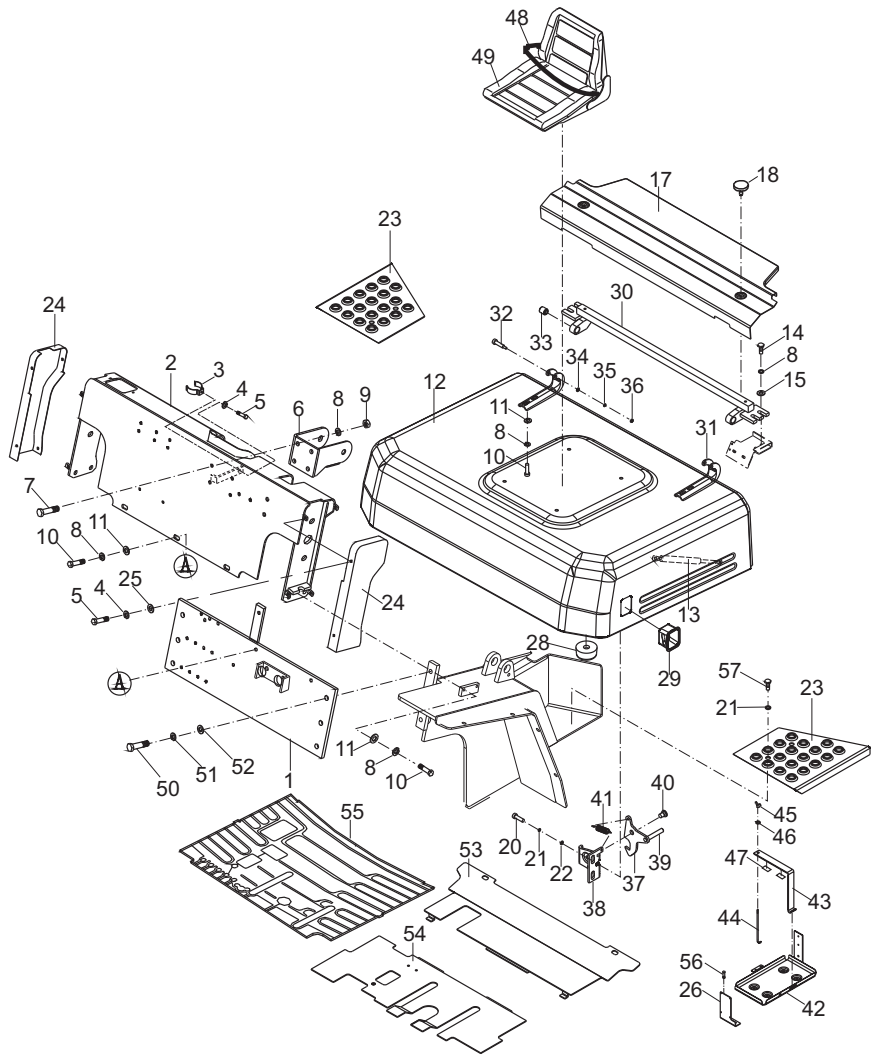


图44/FIG. 44

机罩、底板及座椅/HOOD, FLOOR BOARD &amp; SEAT

序号 Item No	图号 Part No	版本 Edition	零部件名称 Description	件数 Q'ty	备注 Remark
27	G27Z6-40361	05	Battery bracket (Inc.42-47) 电瓶架(包含42-47)	1	
28	KM916-40431	D01	Buffer pad 缓冲胶垫	2	
29	KM916-42161	02	Guard 护罩	1	
30	KM916-40611	00	Bracket 支架	1	
31	G27Z6-42111	03	Hinge 铰链	2	
32	A24K6-42411	D00	Bolt 螺栓	2	
33	A24K6-42421	D00	Bushing 衬套	1	
34	B5210-00006	00	Washer 垫圈	2	GB96-85
35	B5050-00006	00	Lock washer 垫圈	2	GB93-87
36	B4313-00006	00	Nut 螺母M6	2	GB6172-86
37	KM916-42181	02	Lock hook 弹性锁钩	1	
38	KM916-42171	01	Bracket 支架	1	
39	KM916-42191	01	Handle 手柄	1	
40	KM916-42201	01	Pin 销轴	1	
41	KM916-42311	01	Spring 弹簧	1	
42	H24C6-40621	D00	Bracket 电瓶支架	1	
43	REF338624G	00	Bracket(Inc.47)电瓶固定支架(包含47)	1	
44	23652-42041G	02	Rod 螺杆	1	
45	B4910-00006	00	Nut 螺母M6x1	1	GB62-88
46	B5210-00006	00	Washer 垫圈	1	GB96-85
47	23652-40221	00	Rubber 橡胶垫	1	
48	JN-100-B	D00	Seat belt 安全带	1	
49	H24C6-80001	00	Seat 座椅	1	
50	B0530-16035	00	Bolt 螺栓M16x1.5x35	6	GB5786-86
51	B5050-00016	00	Lock washer 垫圈	6	GB93-87
52	B5310-00016	00	Washer 垫圈	6	GB97.1-85
53	HRKM916502	01	Floor board(Rear) 后底板总成	1	
54	AF936-50201	04	Floor board(Front) 前底板总成	1	其余Etceteras
-	K2T06-50201	00	Floor board(Front) 前底板总成	1	CPCD30-W8K CPCD35-W4K
55	A22A6-52252	D03	Mat 底板垫	1	CPC20-35

CPC,CPCD20,25,30,35

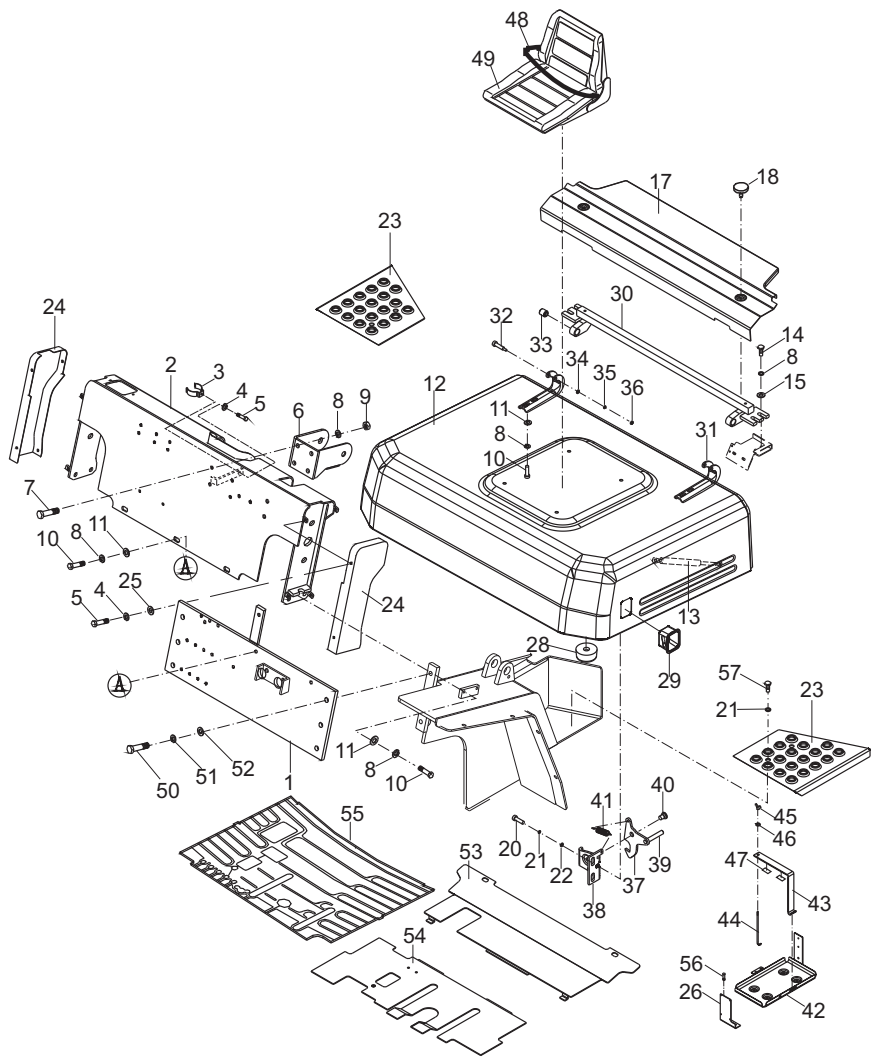


图44/FIG. 44

机罩、底板及座椅/HOOD, FLOOR BOARD & SEAT

CPC,CPCD20,25,30,35

序号 Item No	图号 Part No	版本 Edition	零部件名称 Description	件数 Q'ty	备注 Remark
-	A23F6-52012	D01	Mat 底板垫	1	CPCD20-35
56	B0330-08020	00	Bolt 螺栓M8x20	1	GB5783-86
57	B1210-08010	00	Screw 螺钉M8x10	1	GB818-85

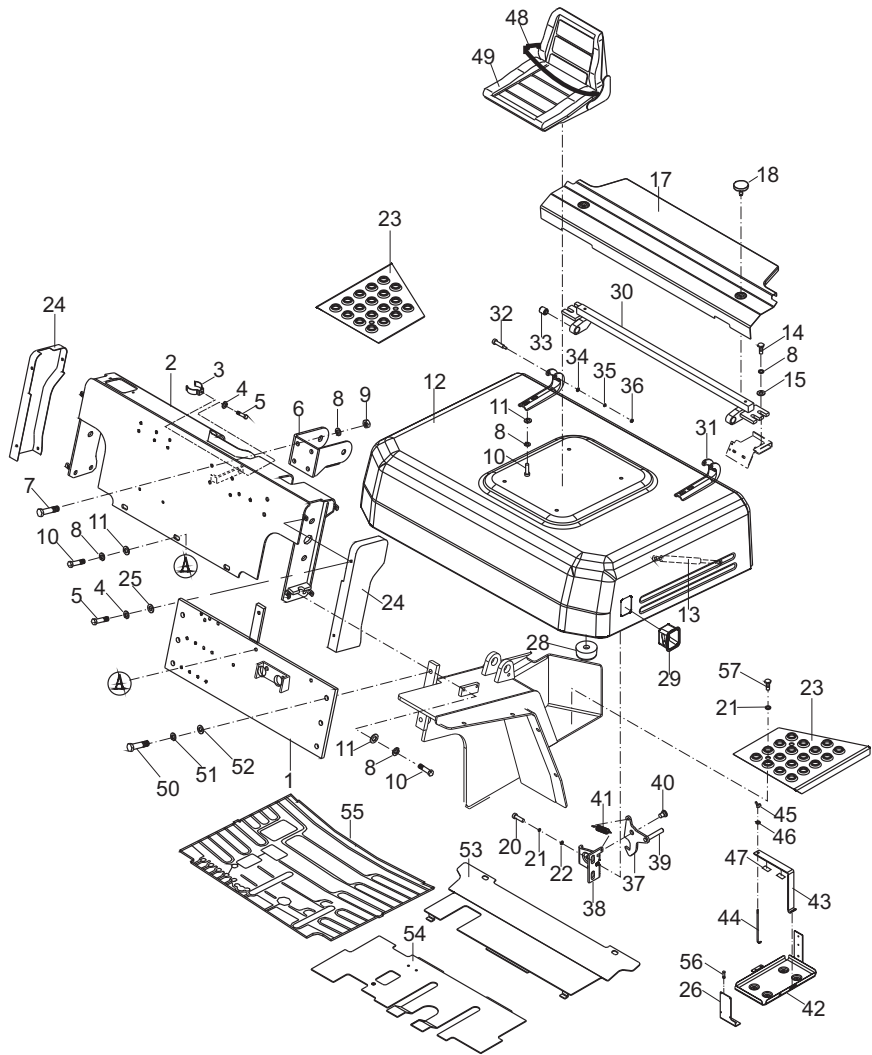


图45/FIG. 45

## 隔热垫及垫/SEAL &amp; INSULATOR

序号 Item No	图号 Part No	版本 Edition	零部件名称 Description	件数 Q'ty	备注 Remark
01	HRA22A6504 A22A6-52211	00	Insulator,rear(L) 后底板隔音垫(左)	1	
-	HRA22A6504 A22A6-52241	00	Insulator,rear(R) 后底板隔音垫(右)	1	
02	A22A6-52231	00	Insulator,front(L) 前底板隔音垫(左)	1	
03	A22A6-52221	00	Insulator,front(R) 前底板隔音垫(右)	1	
04	KM916-42081	D01	Edging 机罩密封条	1	
05	KM916-42091	01	Insulaor 隔热垫	1	
06	H24C6-42731	01	Clip 卡子	8	
07	KM916-42111	D00	Insulator,rear cover 水箱盖板密封条	1	
08	KM916-42321	00	Edging 垫(右)	1	
09	KM916-42331	00	Edging 垫(左)	1	
10	H2YY2-40901	00	Wiring 座椅开关过渡线	1	Optional 选配件 配带安全开关座椅用
11	A65E5-10311	01	Rubber ring 出线胶圈	1	Optional 选配件 配带安全开关座椅用
12	D12GZ15055	00	Belt 固定式扎带	1	Optional 选配件 配带安全开关座椅用

CPC,CPCD20,25,30,35

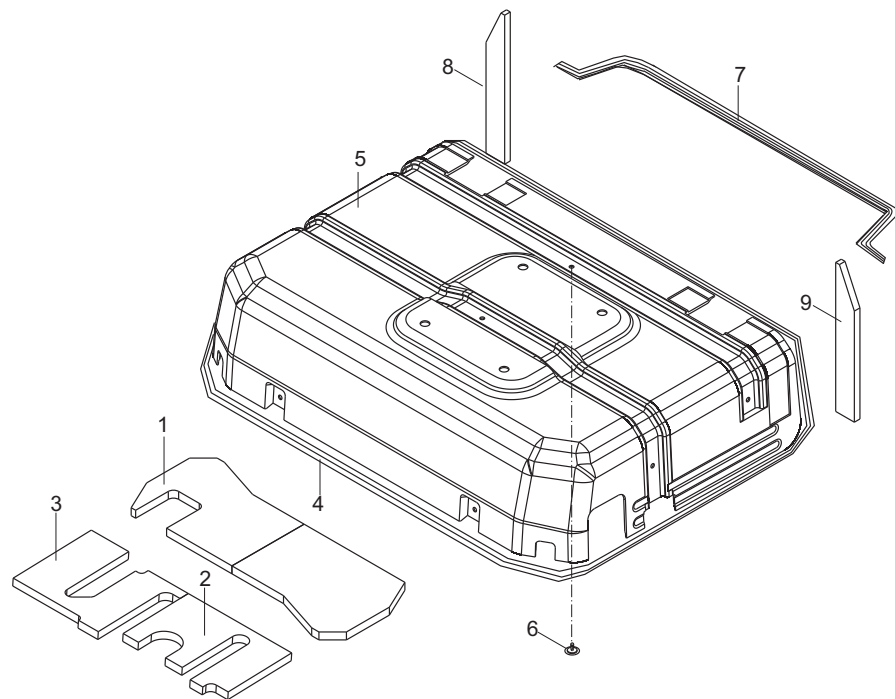


图46/FIG. 46

液压油箱/OIL TANK

CPC,CPCD20,25,30,35

序号 Item No	图 号 Part No	版本 Edition	零件名称 Description	件数 Q'ty	备 注 Remark
A	AE937-50001	D01	Oil tank 液压油箱	1	
01	23657-50401	02	Oil cap ass'y 加油盖总成	1	
02	AE937-52001	07	Cover ass'y 油箱盖板总成	1	
03	52252-72071	03	Cover gasket 盖板垫	1	
04	23457-52221	01	Strainer 滤油芯	1	
05	B4116-00008	00	Nut 螺母M8	2	GB6170-86
06	22197-52081	03	Plug , drain 放油螺塞	1	
07	Z6700-03027	00	Washer 组合垫圈30x2.7	1	JB982-77
08	B0330-08020	00	Bolt 螺栓M8X20	8	GB5783-86
09	Z6701-00827	00	Washer 垫圈8 (出口型)	8	GB982-77

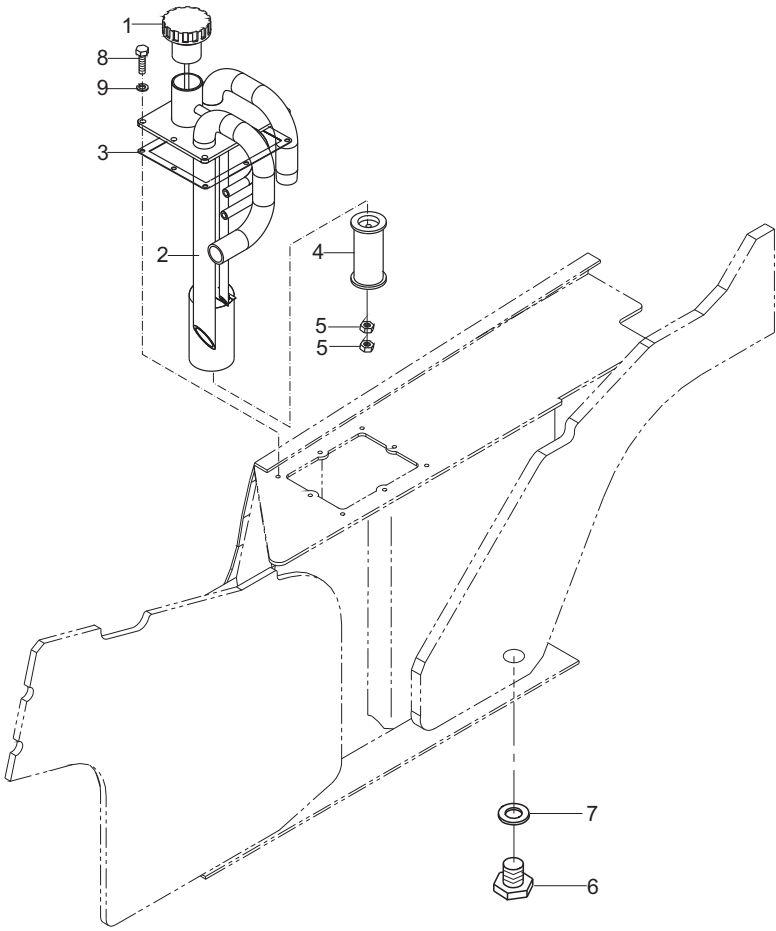




图47/FIG. 47

操纵杆总成 (二片) / VALVE CONTROL LINKAGE (TWO-THROW)

序号 Item No	图号 Part No	版本 Edition	零部件名称 Description	件数 Q'ty	备注 Remark	
01	22717-40061	00	Pin	销钉	4	
02	B3010-02016	00	Pin	销2x16	4	GB91-86
03	B5050-00006	00	Lock washer	垫圈6	4	GB93-87
04	KM917-60601	01	Link	连接杆	2	
05	23647-40041	00	Shaft	连接轴	1	
06	H24C7-42121	00	Cushion packing	减振垫	6	
07	B1210-06012	00	Screw	螺钉M6x12	1	GB818-85
08	HRH24C7403 H24C7-40201	00	Lever, tilt	倾斜阀杆	1	
09	HRA22A7406 214A7-42011	00	Knob, tilt	倾斜手柄	1	
10	B0330-08020	00	Bolt	螺栓M8x20	4	GB5783-86
11	B5050-00008	00	Lock washer	垫圈8	4	GB93-87
12	B5310-00008	00	Washer	垫圈8	4	GB97.1-85
13	HRH24C7402 H24C7-42011	00	Bracket	阀杆支架	1	
14	HRH24C7403 H24C7-40101	00	Lever, lift	升降阀杆	1	
15	HRA22A7406 214A7-42001	00	Knob, lift	升降手柄	1	
16	H24C6-42321	00	Sleeve	衬管 $\phi 13 \times 1.2L=19$	3	
17	B0530-10035	00	Bolt	螺栓M10x1.25x35	3	GB5786-86
18	B5210-00010	00	Washer	垫圈10	3	GB96-85
19	HRA20A7302 A20A7-30421	D02	Control valve	多路阀	1	2~3t
-	HRA01A7301 A01A7-30201	D00	Control valve	多路阀	1	3.5t

CPC, CPCD20, 25, 30, 35

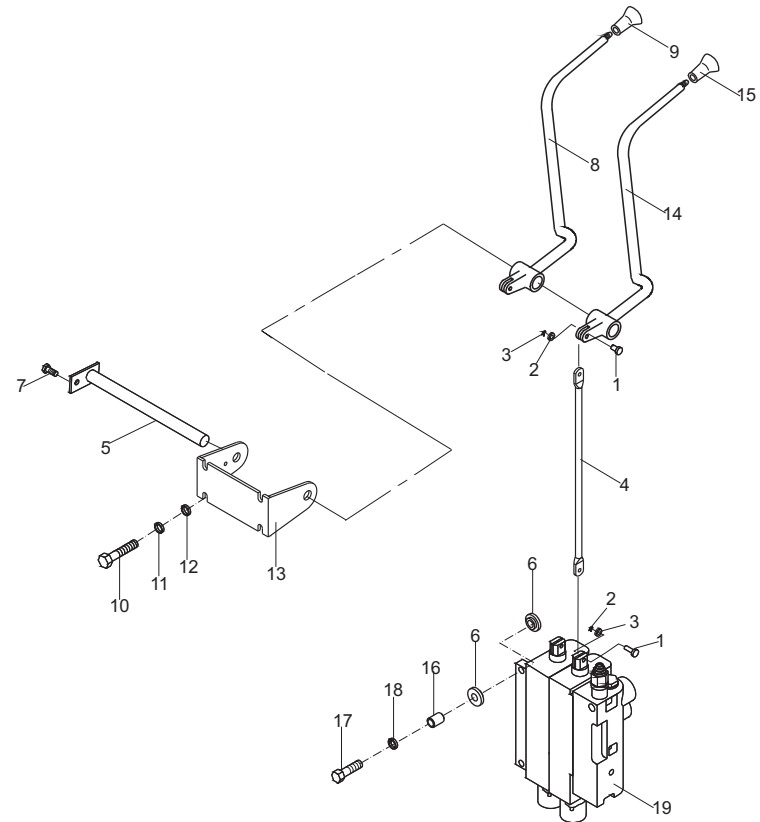


图48/FIG. 48

操纵杆总成 (三片) / VALVE CONTROL LINKAGE (THREE-THROW)

序号 Item No	图号 Part No	版本 Edition	零部件名称 Description	件数 Q'ty	备注 Remark
01	22717-40061	00	Pin 销钉	6	
02	B3010-02016	00	Pin 销2x16	6	GB91-86
03	B5050-00006	00	Lock washer 垫圈6	6	GB93-87
04	KM917-60601	01	Link 连接杆	3	
05	23647-40041	00	Shaft 连接轴	1	
06	H24C7-42121	00	Cushion packing 减振垫	6	
07	B1210-06012	00	Screw 螺钉M6x12	1	GB818-85
08	HRA22A7406 63110-19601	00	Knob , third 第三手柄	1	
09	23657-42131	00	Sleeve 调节套	1	
10	B0330-08020	00	Bolt 螺栓M8x20	4	GB5783-86
11	B5050-00008	00	Lock washer 垫圈8	4	GB93-87
12	B5310-00008	00	Washer 垫圈8	4	GB97.1-85
13	HRH24C7402 H24C7-42021	00	Bracket 阀杆支架	1	
14	HRH24C7403 H24C7-40101	00	Lever , lift 升降阀杆	1	
15	HRA22A7406 214A7-42001	00	Knob , lift 升降手柄	1	
16	H24C6-42321	00	Sleeve 衬管 φ 13x1. 2L=19	3	
17	B0530-10035	00	Bolt 螺栓M10x1. 25x35	3	GB5786-86
18	B5210-00010	00	Washer 垫圈10	3	GB96-85
19	HRA20A7302 A20A7-30431	D02	Control valve 多路阀	1	2~3t
-	HRA01A7301 A01A7-30211	D00	Control valve 多路阀	1	3.5t
20	HRH24C7403 H24C7-40201	00	Lever , tilt 倾斜阀杆	1	
21	HRA22A7406 214A7-42011	00	Knob , tilt 倾斜手柄	1	
22	HRH24C7403 H24C7-40301	00	Lever , third 第三阀杆	1	

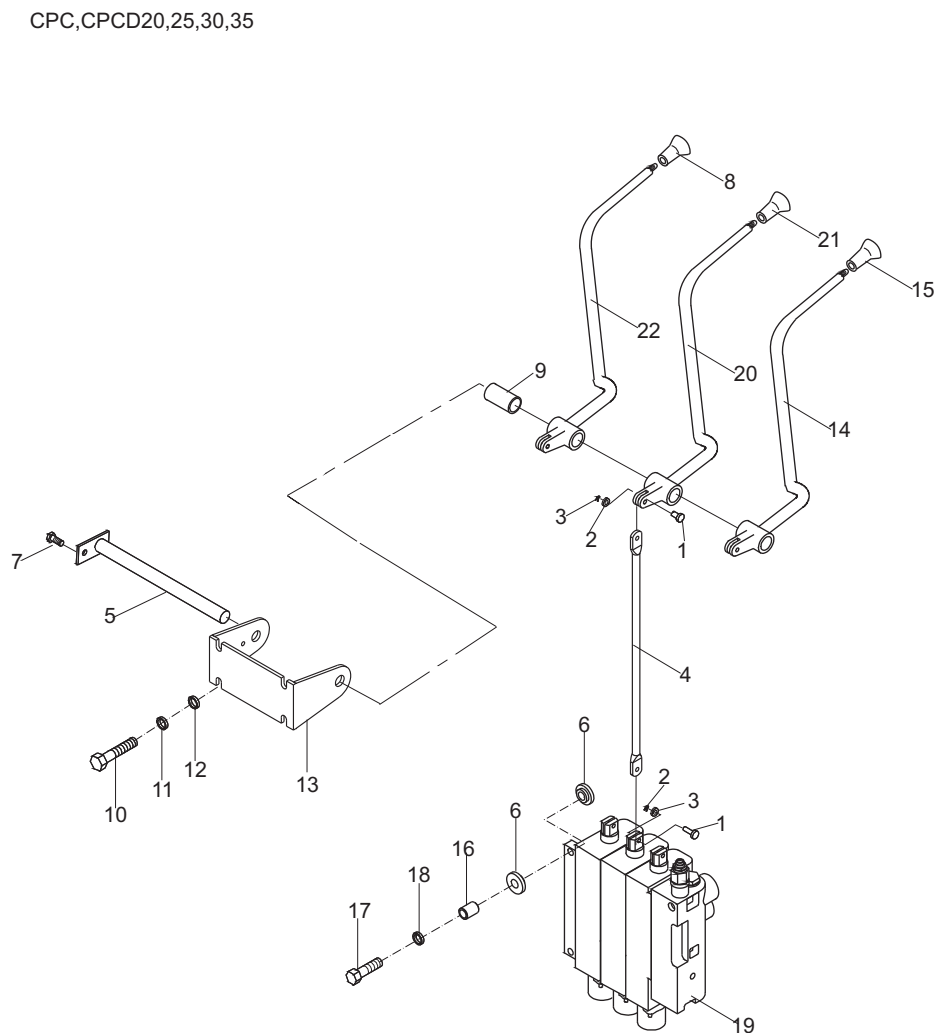


图49/FIG. 49

操纵杆总成(四片)/VALVE CONTROL LINKAGE (FOUR-THROW)

序号 Item No	图号 Part No	版本 Edition	零部件名称 Description	件数 Q'ty	备注 Remark
01	22717-40061	00	Pin 销钉	8	
02	B3010-02016	00	Pin 销2x16	8	GB91-86
03	B5050-00006	00	Lock washer 垫圈6	8	GB93-87
04	KM917-60601	01	Link 连接杆	4	
05	23647-40041	00	Shaft 连接轴	1	
06	H24C7-42121	00	Cushion packing 减振垫	6	
07	B1210-06012	00	Screw 螺钉M6x12	1	GB818-85
08	HRH24C7403 H24C7-40401	00	Lever, forth 第四阀杆	1	
09	HRA22A7406 63110-19611	00	Knob, forth 第四手柄	1	
10	B0330-08020	00	Bolt 螺栓M8x20	4	GB5783-86
11	B5050-00008	00	Lock washer 垫圈8	4	GB93-87
12	B5310-00008	00	Washer 垫圈8	4	GB97.1-85
13	HRH24C7402 H24C7-42021	00	Bracket 阀杆支架	1	
14	HRH24C7403 H24C7-40101	00	Lever, lift 升降阀杆	1	
15	HRA22A7406 214A7-42001	00	Knob, lift 升降手柄	1	
16	H24C6-42321	00	Sleeve 衬管 $\phi 13 \times 1.2L=19$	3	
17	B0530-10035	00	Bolt 螺栓M10x1.25x35	3	GB5786-86
18	B5210-00010	00	Washer 垫圈10	3	GB96-85
19	HRA20A7302 A20A7-30441	D02	Control valve 多路阀	1	2~3t
-	HRA01A7301 A01A7-30221	D00	Control valve 多路阀	1	3.5t
20	HRH24C7403 H24C7-40201	00	Lever, tilt 倾斜阀杆	1	
21	HRA22A7406 214A7-42011	00	Knob, tilt 倾斜手柄	1	
22	HRH24C7403 H24C7-40301	00	Lever, third 第三阀杆	1	
23	HRA22A7406 63110-19601	00	Knob, third 第三手柄	1	

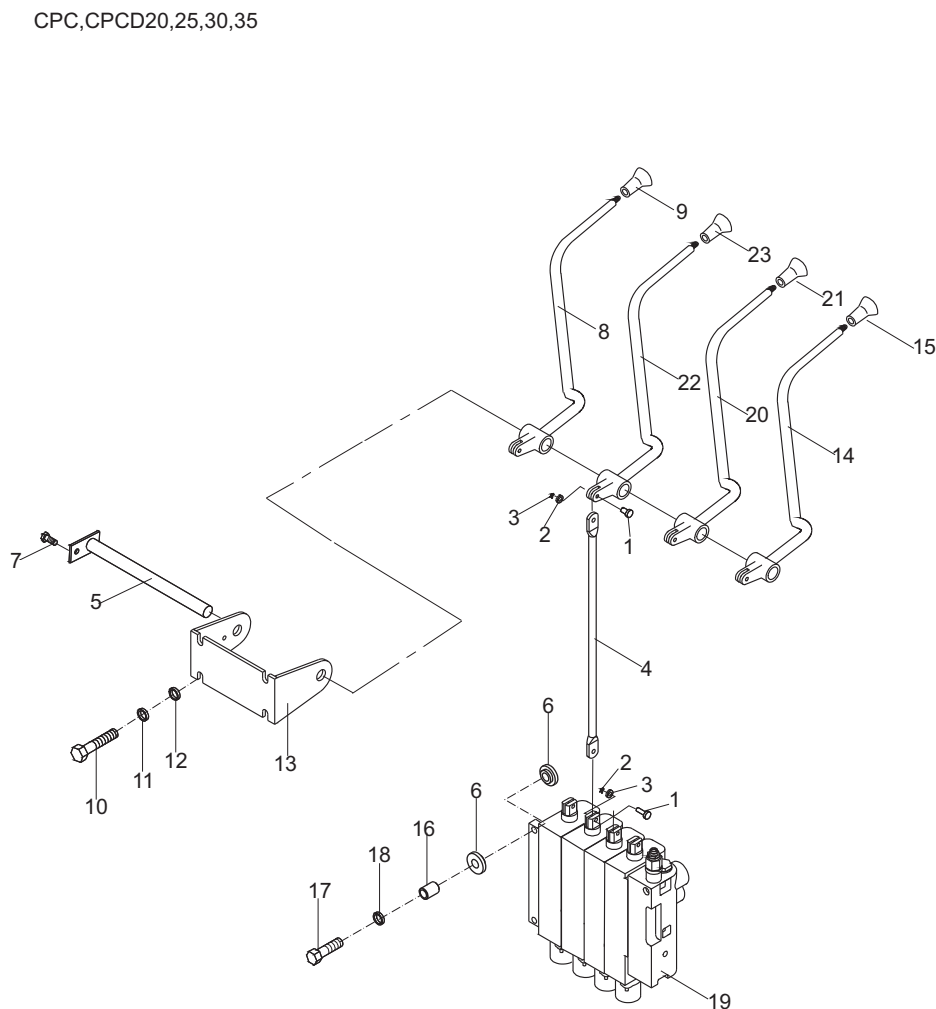


图50/FIG. 50

## 操纵杆总成(五片)/VALVE CONTROL LINKAGE (FIVE-THROW)

序号 Item No	图号 Part No	版本 Edition	零部件名称 Description	件数 Q'ty	备注 Remark
01	22717-40061	00	Pin 销钉	10	
02	B3010-02016	00	Pin 销2x16	10	GB91-86
03	B5050-00006	00	Lock washer 垫圈6	10	GB93-87
04	KM917-60601	01	Link 连接杆	5	
05	23647-40041	00	Shaft 连接轴	1	
06	H24C7-42121	00	Cushion packing 减振垫	6	
07	B1210-06012	00	Screw 螺钉M6x12	1	GB818-85
08	HRH24C7403 H24C7-40501	00	Lever, fifth 第五阀杆	1	
09	HRA22A7406 63110-19621	00	Knob, fifth 第五手柄	1	
10	B0330-08020	00	Bolt 螺栓M8x20	4	GB5783-86
11	B5050-00008	00	Lock washer 垫圈8	4	GB93-87
12	B5310-00008	00	Washer 垫圈8	4	GB97.1-85
13	HRH24C7402 H24C7-42031	00	Bracket 阀杆支架	1	
14	HRH24C7403 H24C7-40101	00	Lever, lift 升降阀杆	1	
15	HRA22A7406 214A7-42001	00	Knob, lift 升降手柄	1	
16	H24C6-42321	00	Sleeve 衬管 $\phi 13 \times 1.2L=19$	3	
17	B0530-10035	00	Bolt 螺栓M10x1.25x35	3	GB5786-86
18	B5210-00010	00	Washer 垫圈10	3	GB96-85
19	HRA20A7302 A20A7-30451	D02	Control valve 多路阀	1	2~3t
-	HRA01A7301 A01A7-30231	D00	Control valve 多路阀	1	3.5t
20	HRH24C7403 H24C7-40201	00	Lever, tilt 倾斜阀杆	1	
21	HRA22A7406 214A7-42011	00	Knob, tilt 倾斜手柄	1	
22	HRH24C7403 H24C7-40301	00	Lever, third 第三阀杆	1	
23	HRA22A7406 63110-19601	00	Knob, third 第三手柄	1	
24	HRH24C7403 H24C7-40401	00	Lever, forth 第四阀杆	1	
25	HRA22A7406 63110-19611	00	Knob, forth 第四手柄	1	

CPC,CPCD20,25,30,35

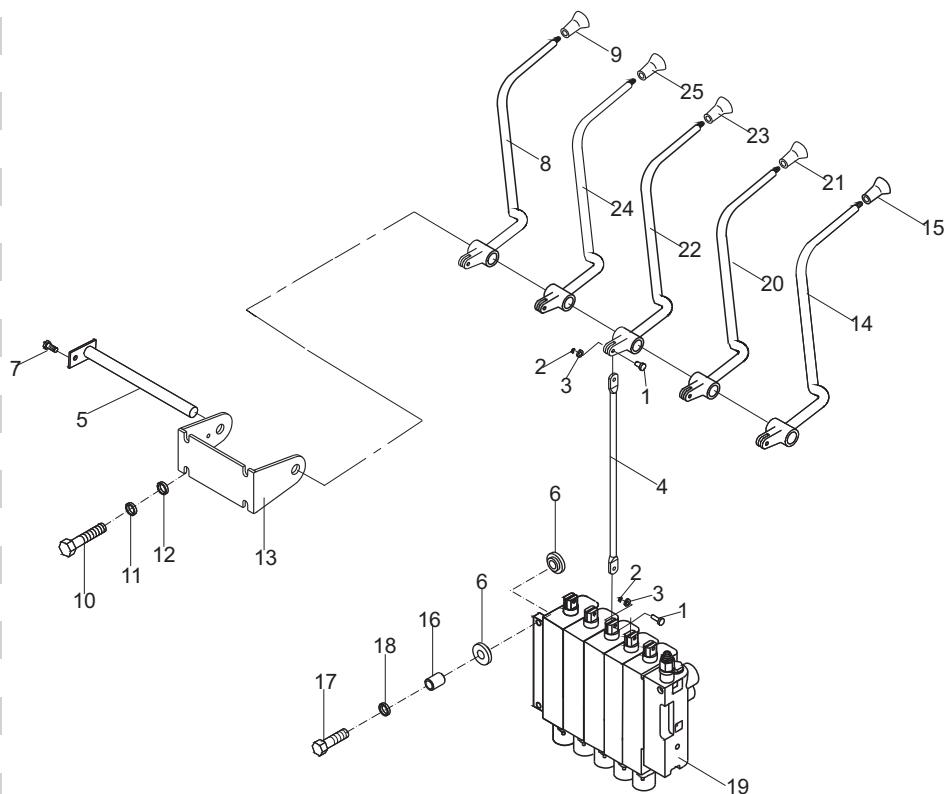


图51/FIG. 51

## 液管路系统/HYDRAULIC SYSTEM

序号 Item No	图号 Part No	版本 Edition	零部件名称 Description	件数 Q'ty	备注 Remark
A	KM917-60001	D10	Hydraulic system 液管路系统	1	
01	H25S7-10001	D00	Pump 齿轮油泵	1	2~2.5t WX1K
-	H25S7-10011	D00	Pump 齿轮油泵	1	3~3.5t WX1K
-	H24C7-10001	D00	Pump 齿轮油泵	1	C8K,C4K
-	H93C7-10001	D00	Pump 齿轮油泵	1	2~2.5t XC5K,XC9K,Q3K XC11K,XC12K,Q6K,Q8K
-	H93N7-10001	D00	Pump 齿轮油泵	1	3~3.5t XC5K,XC9K,Q3K XC11K,XC12K,Q6K,Q8K
02	Z6005-01982	00	O-ring 0型密封圈19.8x2.4	1	JIS B2401
03	B0330-06025	00	Bolt 螺栓M6x25	1	GB5783-86
04	B5050-00006	00	Lock washer 垫圈6	1	GB93-87
05	JT6022-22061	03	Elbow(Inc.43) 直角接头(包含43)	1	
06	AE937-60601	00	Steel tube ass'y 倾斜钢管总成	1	
07	JT6022-22011	02	Elbow(Inc.38) 直角接头(包含38)	1	
08	JT6021-22131	02	Nipple(Inc.02) 直通接头(包含02)	1	用于五片阀 For five-throw
09	JT6021-20021	03	Nipple(Inc.38) 直通接头(包含38)	2	
10	JT7022-14021	02	Elbow(Inc.40) 直角接头(包含40)	4	
11	24457-62153	D00	Hose 多路阀回油管	1	用于五片阀 For five-throw
12	A22A7-62091	D00	Hose 多路阀回油管	1	
13	Z5597-60301G	00	Filter 滤油器	1	
14	Z7300-32010	D00	Hose L.P. 低压胶管 φ32x100	1	JB/T8406-2008A型 用于二至四片阀 For two to four-throw
15	Z4590-00045	00	Clip 双钢丝卡箍 φ45	6	
16	Z9502-13142	D00	Hose H.P. 高压胶管1311~1420	1	用于五片阀 For five-throw
-	Z9502-13117	00	Hose H.P. 高压胶管1311~1170	1	用于二至四片阀 For two to four-throw
17	JT6021-16261	02	Nipple(Inc.18) 直通接头总成	2	
18	Z6006-01382	00	O-ring 0型密封圈13.8x2.4	2	JIS B2401
19	HRKM917601 KM917-64001	D01	Hose H.P. 高压胶管	1	3~3.5t
20	HRKM917601 KM917-64011	D01	Hose H.P. 高压胶管	1	3~3.5t
21	Z7300-13120	D00	Hose 低压回油管 φ13x1200	1	
22	Z4590-00023	D00	Clip 双钢丝紧箍 φ23	2	
23	A12A7-60401	D00	Hose H.P. 高压胶管	1	
24	JT6022-22041	D00	Elbow 直角接头	1	

CPC,CPCD20,25,30,35

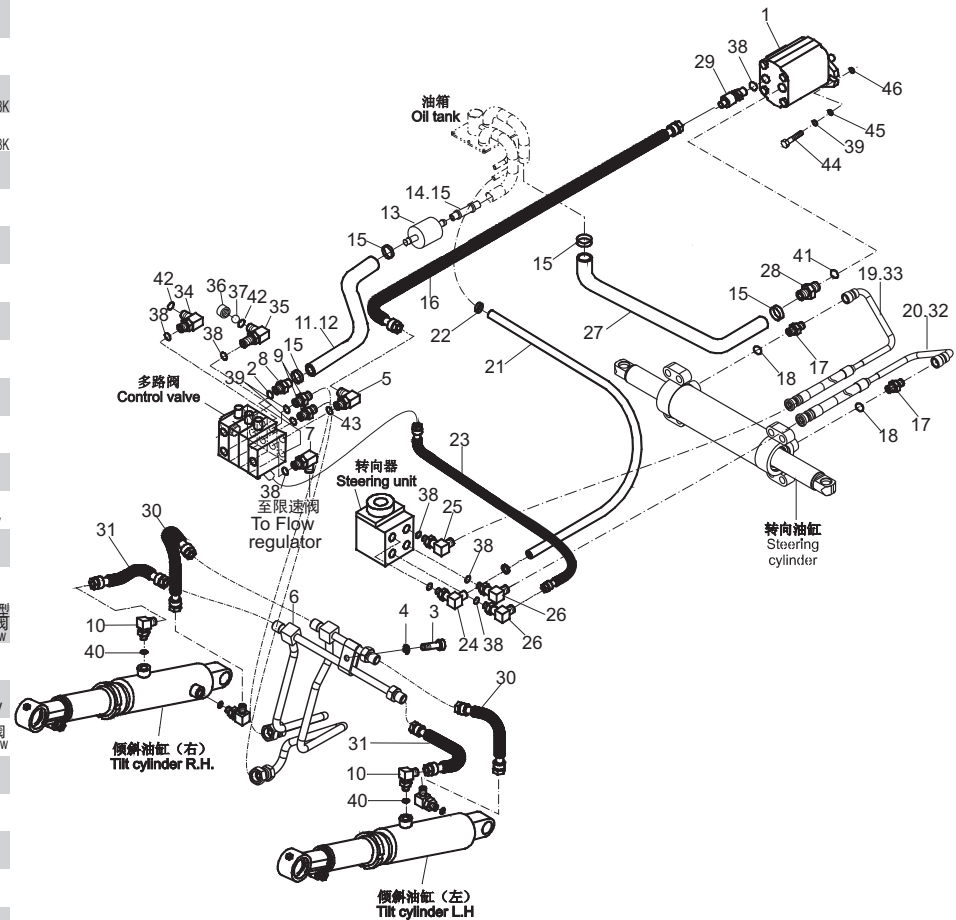


图51/FIG. 51

## 液压管路系统/HYDRAULIC SYSTEM

序号 Item No	图号 Part No	版本 Edition	零部件名称 Description	件数 Q'ty	备注 Remark
25	JT6022-20031	02	Elbow(Inc.38) 直角接头 (包含38)	1	
26	JT6022-20051	03	Elbow(Inc.38) 直角接头 (包含38)	2	
27	K2TE7-62001	01	Hose 吸油管	1	C8K,C4K
-	A93A7-62021	00	Hose 吸油管	1	其余Etceteras
28	JT7021-10011	01	Nipple(Inc.41) 直通接头 (包含41)	1	
29	H24C7-60221	01	Nipple(Inc.38) 油泵接头 (包含38)	1	C8K,C4K
-	H24C7-60301	01	Nipple(Inc.38) 油泵接头 (包含38)	1	其余Etceteras
30	Z9501-8a03614	D00	Hose H.P. 高压胶管	2	
31	H24C7-63021	D04	Hose H.P. 高压胶管总成	2	
32	HRKM917601	D01	Hose H.P. 高压胶管	1	2~2.5t
33	KM917-64021	D01	Hose H.P. 高压胶管	1	2~2.5t
34	JT6022-20061	02	Elbow(Inc.38,42)直角接头 (包含38, 42)	1	三片阀 Three-throw
				2	四片阀 Four-throw
				3	五片阀 Five-throw
35	JT6022-20071	01	Elbow(Inc.38,42)直角接头 (包含38, 42)	1	三片阀 Three-throw
				2	四片阀 Four-throw
				3	五片阀 Five-throw
36	22497-61010	00	Plug 堵头	2	三片阀 Three-throw
				4	四片阀 Four-throw
				6	五片阀 Five-throw
37	Z1505-G0100	00	Steel ball 钢球 φ 10	2	GB308-89 三片阀 Three-throw
				4	四片阀 Four-throw
				6	五片阀 Five-throw
38	Z6006-01782	00	O-ring 0型密封圈17.8x2.4	7	JIS B2401 用于二片阀
				9	三片阀 Three-throw
				11	四片阀 Four-throw
-				13	五片阀 Five-throw
39	B5050-00010	00	Washer,lock 垫圈10	2	GB93-87
40	Z6006-01082	00	O-ring 0型密封圈10.8x2.4	4	JIS B2401
41	Z6005-02873	00	O-ring 0型密封圈28.7x3.5	1	JIS B2401
42	Z6004-01101	00	O-ring 0型密封圈11x1.9	2	GB1235-76 三片阀 Three-throw

CPC,CPCD20,25,30,35

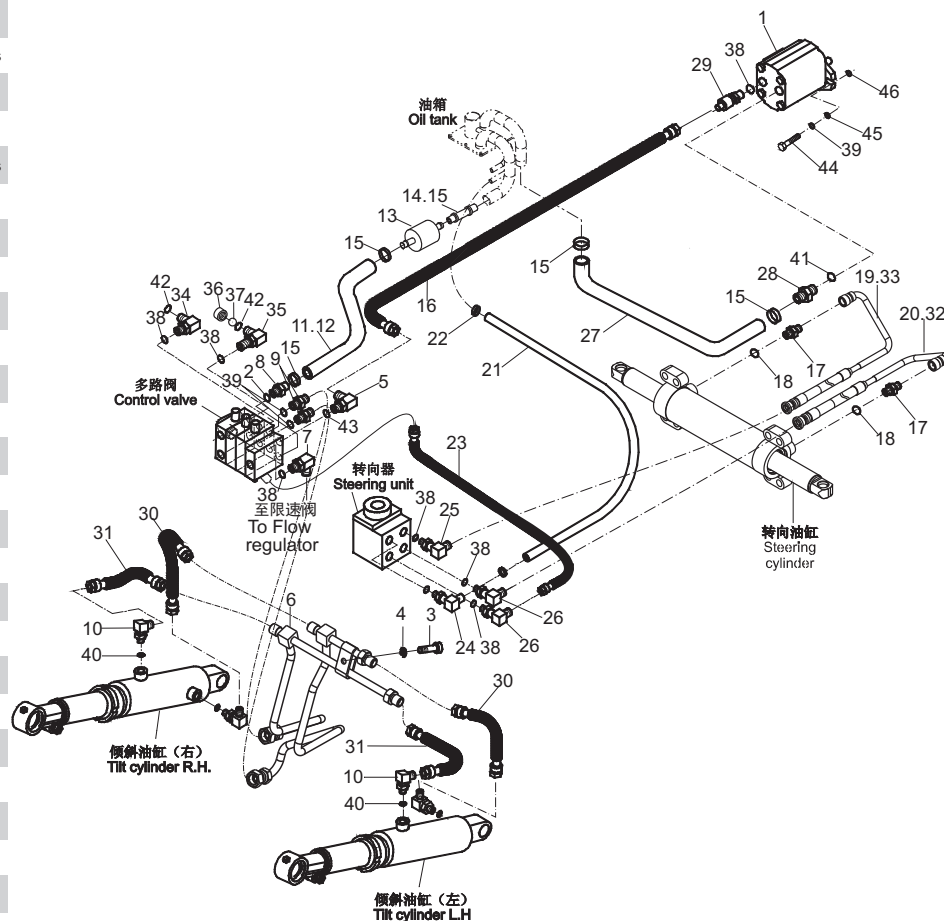


图51/FIG. 51

液压管路系统/HYDRAULIC SYSTEM

CPC,CPCD20,25,30,35

序号 Item No	图号 Part No	版本 Edition	零部件名称 Description	件数 Q'ty	备注 Remark
-				4	四片阀 Four-throw
-				6	GB1235-76 五片阀 Five-throw
43	Z6006-01982	00	O-ring O型密封圈19.8x2.4	1	JIS B2401
44	B0330-10030	00	Bolt 螺栓M10x30	2	GB5783-86
45	B5310-00010	00	Washer 垫圈10	2	GB97.1-85
46	23657-12001	00	Shim 垫	1	

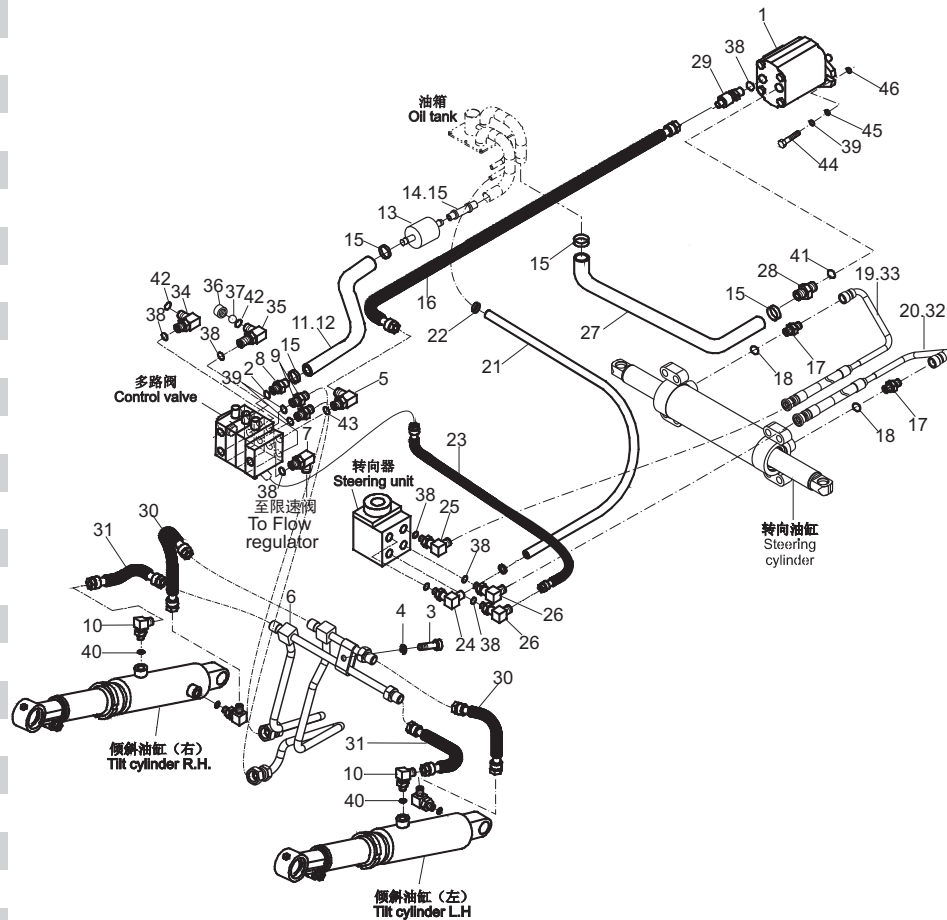


图52/FIG. 52

变矩器油冷却系统/TOR-CON OIL COOLING SYSTEM

序号 Item No	图号 Part No	版本 Edition	零部件名称 Description	件数 Q'ty	备注 Remark
A	HRH25S7801 H25S7-80001	D03	Tor-con oil cooling system 变矩器油冷却系统	1	
01	Z4690-00018	00	Clip 双钢丝卡箍 $\phi 18$	4	
02	HRH25S7802 H25S7-82001	D01	Hose 油冷却胶管 I	1	
03	HRH25S7803 H25S7-82031	D01	Hose 油冷却胶管 II	1	
04	A23F7-83001	D00	Band 捆扎带ZD200x8	2	
05	JT6025-14011	D00	Nipple 直通接头体	2	
06	Z6700-01427	00	Washer 组合垫圈14	2	JB982-77

CPC,CPCD20,25,30,35-XC5K  
 CPC,CPCD20,25,30,35-XC9K  
 CPC,CPCD20,25,30,35-Q3K  
 CPC,CPCD20,25,30,35-WX1K  
 CPC,CPCD20,25,30,35-XC11K  
 CPC,CPCD20,25,30,35-XC12K  
 CPC,CPCD20,25,30,35-Q6K  
 CPC,CPCD20,25,30,35-Q8K

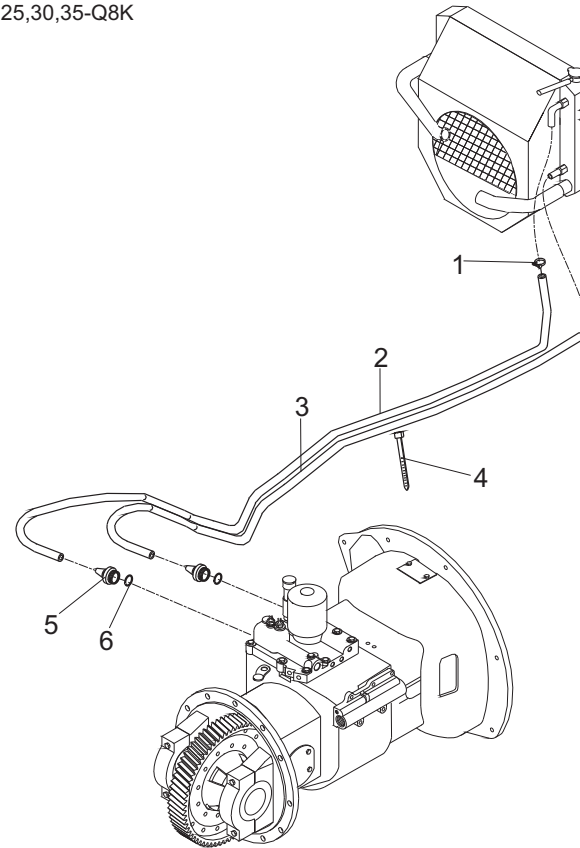




图53/FIG. 53

变矩器油冷却系统/TOR-CON OIL COOLING SYSTEM

序号 Item No	图号 Part No	版本 Edition	零部件名称 Description	件数 Q'ty	备注 Remark
A	H99Z7-80001	D08	Tor-con oil cooling system 变矩器油冷却系统	1	
01	Z4590-00022	00	Clip 双钢丝卡箍 φ 22	4	
02	HY217-82031	D00	Hose 油冷却胶管	1	
03	HY217-82021	D00	Hose 油冷却胶管	1	
04	A23F7-83001	D00	Clip 捆扎带ZD200x8	2	
05	H99Z7-82001	00	Nipple 直通接头	2	
06	Z6700-01427	00	Washer 组合垫圈	14	JB982-77

CPCD30-W8K  
CPCD35-W4K

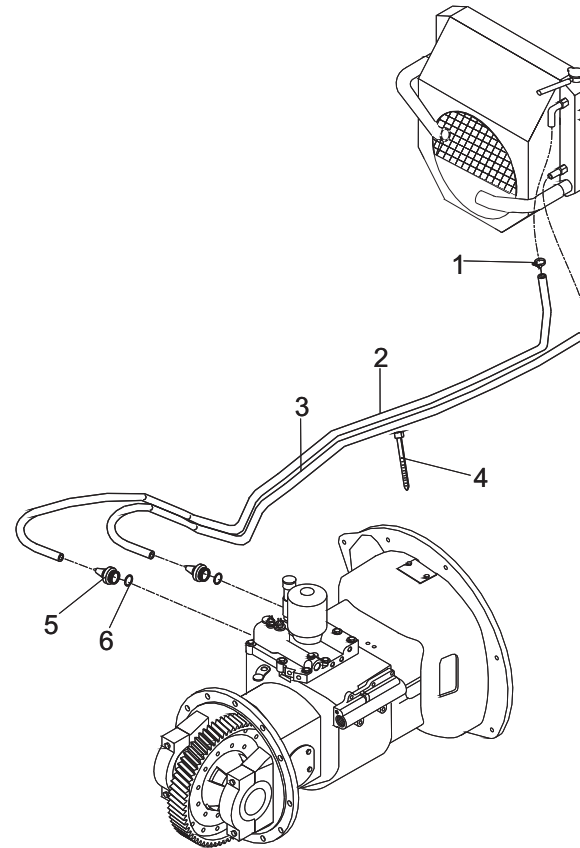


图54/FIG. 54

## 门架管路系统(基本型)/HYDRAULIC SYSTEM MAST (NORMAL MAST M)

序号 Item No	图号 Part No	版本 Edition	零部件名称 Description	件数 Q'ty	备注 Remark
A	HRE22A8601	D03	Mast hydraulic system 门架管路系统	1	EX-A
-	HRD24C8601	D09	Mast hydraulic system 门架管路系统	1	EX-B 2t,2.5t
-	HRD24N8601	D08	Mast hydraulic system 门架管路系统	1	EX-B 3t
01		D00	Plastic hose 塑料回油管	1	见选用件表 See op. Parts
02	Z4590-00016	00	Clip 双钢丝卡箍Φ16	6	
03	24239-44311	00	Band 回油管管夹片	4	
04	JT6031-08011	00	Three way 三通接头	1	
05		D00	Plastic hose 塑料回油管	1	见选用件表 See op. Parts
06	Z9502-48350	D00	Belt 捆扎带	4	
07	Z7400-12112	00	Plastic hose 塑料回油管	1	
08	Z7802-13050GS	00	Hose H.P. 高压胶管Φ13x500	1	EX-A
-	Z9502-13050GS	00	Hose H.P. 高压胶管	1	EX-B 2t,2.5t
-	Z9502-1307522GS	00	Hose H.P. 高压胶管	1	EX-B 2t,2.5t 配POS阀POS Valve
-	Z9502-13055GS	D00	Hose H.P. 高压胶管	1	EX-B 3t
09	HRD20B8604 D20B8-60201	D03	Flow regulator 限速阀	1	2t,2.5t
-	HRD20B8604 D28B8-60201	D03	Flow regulator 限速阀	1	3t
10	Z6700-02227	00	Washer 组合垫圈	22	JB982-77
11	JT8031-34031	01	Three way (Inc.15) 三通接头(包括15)	1	EX-A
-	JT6031-22021	D01	Three way (Inc.15) 三通接头(包括15)	1	EX-B
12	Z7802-13039	D00	Hose H.P. 高压胶管	1	EX-A
-	Z9502-13039	00	Hose H.P. 高压胶管	1	EX-B
13	E22A8-60211	D00	Valve,check (Inc.15) 切断阀(包括15)	1	EX-A
-	H22A8-60211	D02	Valve,check (Inc.15) 切断阀(包括15)	1	EX-B
14	E20B8-60201	D00	Connector 过渡接头	1	EX-A
15	Z6006-01782	00	O-ring 0型密封圈17.8x2.4	2	JIS B2401

CPC,CPCD20,25,30

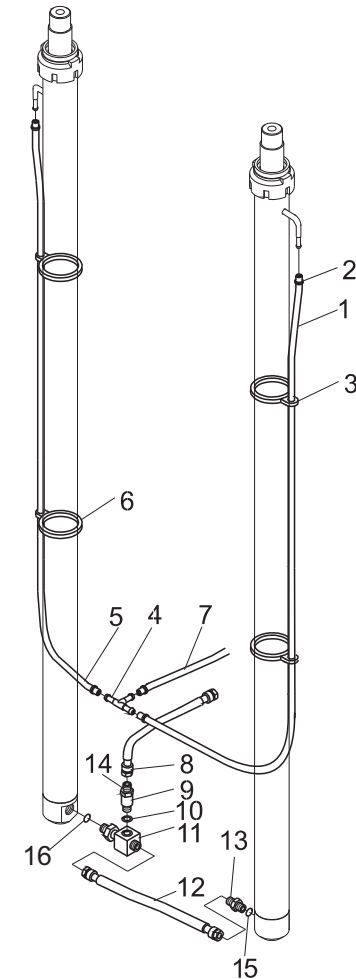


图54/FIG. 54

## 门架管路系统(基本型)/HYDRAULIC SYSTEM MAST (NORMAL MAST M)

管路系统选用件 Mast Piping Optional Parts

CPC,CPCD20,25,30

起升高度 IFTING HEIGHT	件5塑料回油管长度 PLASTIC HOSE		件1塑料回油管长度 PLASTIC HOSE		备注 REMARK
	图号 PART NO	长度 LENGTH	图号 PART NO	长度 LENGTH	
M200	Z7400-12085	850	Z7400-12100	1000	
250	-12110	1100	-12120	1200	
270	-12120	1200	-12130	1300	
300	-12135	1350	-12140	1400	标准(STD)
330	-12150	1500	-12160	1600	
350	-12160	1600	-12170	1700	
370	-12170	1700	-12180	1800	
400	-12190	1900	-12200	2000	
425	-12200	2000	-12210	2100	
450	-12215	2150	-12230	2300	
475	-12230	2300	-12240	2400	
500	-12240	2400	-12250	2500	
550	-12270	2700	-12280	2800	
600	-12295	2950	-12310	3100	
650	-12330	3300	-12335	3350	3t
380	-12175	1750	-12185	1850	3t

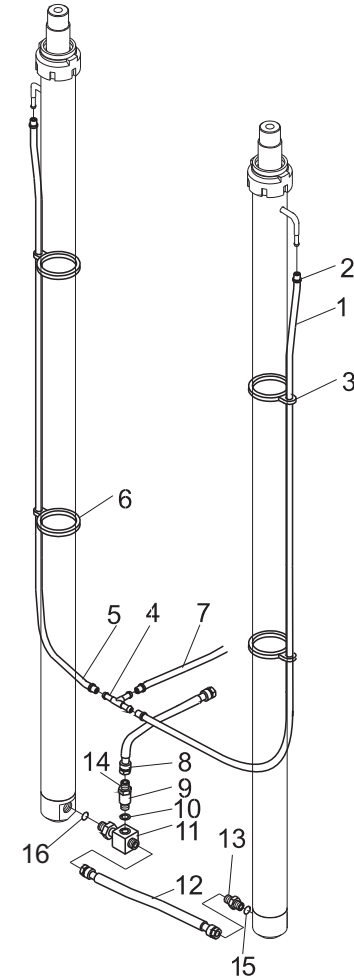


图55/FIG. 55

## 门架管路系统(基本型)/HYDRAULIC SYSTEM MAST (NORMAL MAST M)

序号 Item No	图号 Part No	版本 Edition	零部件名称 Description	件数 Qty	备注 Remark
A	HRD30A8602	D04	Mast hydraulic system 门架管路系统	1	EX-A
-	HRD30A8601	D05	Mast hydraulic system 门架管路系统	1	EX-B
01	HRD20B8602	D00	Plastic hose 塑料回油管	1	见选用件表 See op. Parts
02	Z4500-10016	00	Clip 夹箍10-16	6	
03	24239-44311	00	Band 回油管管夹片	4	
04	23679-45051G	D00	Three way 升降缸回油接头	1	
05	HRD20B8603	D00	Plastic hose 塑料回油管	1	见选用件表 See op. Parts
06	23659-40010G	D00	Clip 卡箍	4	
07	Z7400-14112	00	Plastic hose 塑料回油管	1	EX-A
-	Z7400-12112	00	Plastic hose 塑料回油管	1	EX-B
08	Z7802-13055GS	D00	Hose H.P. 高压胶管	1	EX-A
-	Z9502-13055GS	D00	Hose H.P. 高压胶管	1	EX-B
09	HRD20B8604 D28B8-60201	D03	Flow regulator 限速阀	1	
10	Z6700-02227	00	Washer 组合垫圈22	1	JB982-77
11	E20B8-60401	00	Three way (Inc.14) 三通接头(包括14)	1	EX-A
-	JT6031-22021	01	Three way (Inc.14) 三通接头(包括14)	1	EX-B
12	Z7802-13037	D00	Hose H.P. 高压胶管	1	EX-A
-	Z9502-13036	D00	Hose H.P. 高压胶管	1	EX-B
13	E22A8-60211	D00	Valve,check(Inc.14) 切断阀(包括14)	1	EX-A
-	H22A8-60211	01	Valve,check(Inc.14) 切断阀(包括14)	1	EX-B
14	Z6006-01782	00	O-ring 0型密封圈17.8x2.4	2	JIS B2401
15	E20B8-60201	00	Connector 过渡接头	1	EX-A

CPC,CPCD35

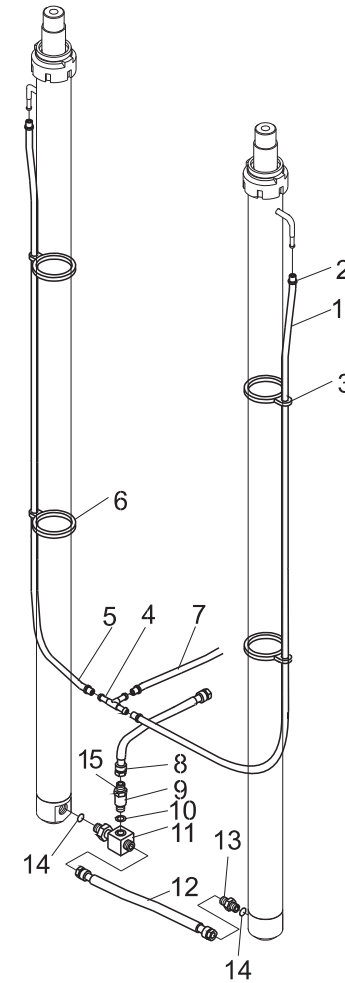


图55/FIG. 55

## 门架管路系统(基本型)/HYDRAULIC SYSTEM MAST (NORMAL MAST M)

管路系统选用件 Mast Piping Optional Parts					备注 REMARK
起升高度 IFTING HEIGHT	件1塑料回油管长度 PLASTIC HOSE		件5塑料回油管长度 PLASTIC HOSE		
	HRD20B8602		HRD20B8603		
	EX-A	EX-B	EX-A	EX-B	
M200	Z7400-12085	Z7400-12105	Z7400-12120	Z7400-12100	
225	-12095	-12115	-12130	-12110	
250	-12110	-12130	-12140	-12120	
270	-12120	-12140	-12150	-12130	
275	-12120	-12140	-12150	-12130	
300	-12125	-12145	-12175	-12155	标准(STD)
325	-12135	-12155	-12190	-12170	
330	-12140	-12160	-12195	-12175	
350	-12160	-12180	-12190	-12170	
366	-12160	-12180	-12215	-12195	
370	-12160	-12180	-12215	-12195	
375	-12160	-12180	-12215	-12195	
400	-12180	-12200	-12235	-12215	
425	-12190	-12210	-12245	-12225	
450	-12205	-12225	-12260	-12240	
475	-12215	-12235	-12270	-12250	
500	-12230	-12250	-12285	-12265	
550	-12260	-12280	-12315	-12295	
600	-12285	-12305	-12340	-12320	

CPC,CPCD35

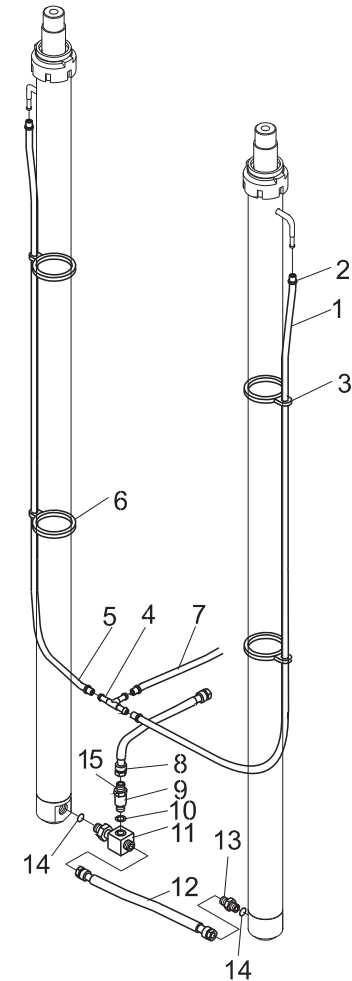


图56/FIG. 56

货叉与货叉架(基本)/FORK &amp; LIFT BRACKET(NORMAL MAST M)

序号 Item No	图号 Part No	版本 Edition	零部件名称 Description	件数 Q'ty	备注 Remark
01	B0330-14030	00	Bolt 螺栓M14x30	4	GB5783-86
02	B5050-00014	00	Washer,lock 垫圈14	8	GB93-87
03	B5050-00012	00	Washer,lock 垫圈12	1	GB93-87
04	DD938-20311	00	Backrest 加密挡货架	1	2t,2.5t
-	HRDD938281W	00	Backrest 2-2.5t非标宽系列挡货架	1	2t,2.5t 选用 optional
-	HRDD938281H	00	Backrest 2-2.5t非标高系列挡货架	1	2t,2.5t 选用 optional
-	DF938-20311	00	Backrest 挡货架	1	3t
-	HRDF938281W	D02	Backrest 3t非标宽系列挡货架	1	3t 选用 optional
-	HRDF938281H	00	Backrest 3t非标高系列挡货架	1	3t 选用 optional
05	B6150-00025	00	Snap ring 挡圈25	4	GB894.1-86
06	DD938-20201	05	Lift bracket 货叉架总成	1	2t,2.5t
-	HRDD938261W	D02	Lift bracket 2t加宽系列货叉架	1	2t,2.5t 选用 optional
-	DF938-20201	05	Lift bracket 货叉架	1	3t
-	HRDF938261W	03	Lift bracket 3t加宽系列货叉架	1	3t 选用 optional
07	980811N	00	End roller 主滚轮 $\varnothing 119.2 \times 55-34$	6	
08	B5050-00016	00	Washer,lock 垫圈16	4	GB93-87
09	B6150-00055	00	Snap ring 挡圈55	6	GB894.1-86
10	22578-22401	D01	Spacing roller 限位滚轮	4	
11	B0530-16045	00	Bolt 螺栓M16x1.5x45	4	GB5786-86
12	22679-43761	00	Shaft,spacing roller 侧滚轮轴	2	
13	22679-43831	00	Washer 垫圈	AR	
14	23917-42191	01	Washer 垫圈	AR	
15	B8030-12020	00	Screw 螺钉M12x20	1	GB70-85
16	HRD20B8101	D04	Fork ass'y 货叉总成	2	2t,2.5t
-	HRD28B8101	D04	Fork ass'y 货叉总成	2	3t
17	B0330-14025	00	Bolt 螺栓M14x25	4	GB5783-86

CPC,CPCD20,25,30

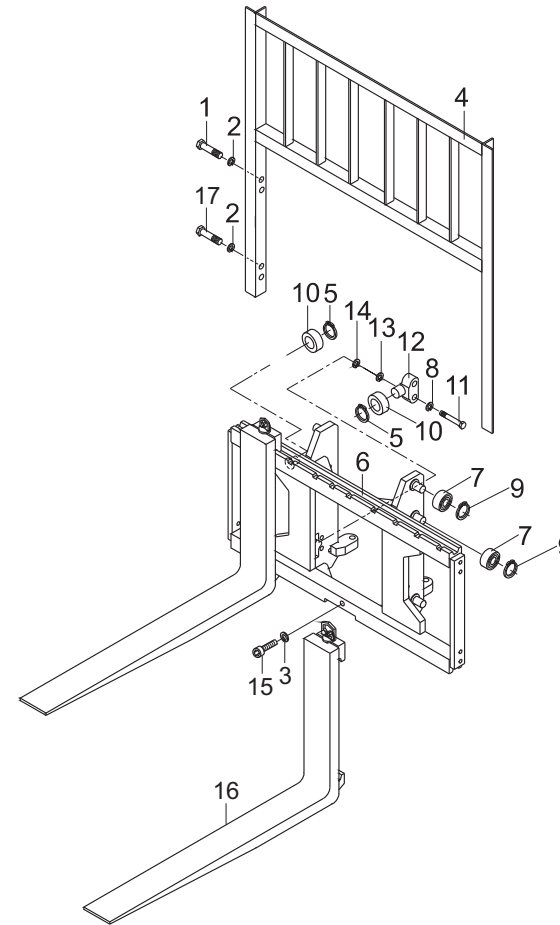


图56/FIG. 56

## 货叉与货叉架(基本)/FORK &amp; LIFT BRACKET (NORMAL MAST M)

货叉选用件表Fork optional parts					
型 式 MODEL		长 度	货叉总成代号 PART NO.		备 注
2t, 2.5t	3t	LENGTH	2t, 2.5t	3t	REMARK
LF92-14A		920	D20B8 -10001G		2t STD 2.5t,3t, STD
LF107-14A	LF107-14J	1070	-10011G	D28B8 -10001	
LF122-14A	LF122-14J	1220	-10021G	-10011	
LF137-14A	LF137-14J	1370	-10031G	-10021	
LF152-14A	LF152-14J	1520	-10041G	-10031	
LF167-14A	LF167-14J	1670	-10051G	-10041	
LF182-14A	LF182-14J	1820	-10061G	-10051	
	LF197-14J	1970		-10061	
	LF212-14J	2120		-10071	
LF90-14A		900	-10071G		
LF100-14A	LF100-14J	1000	-10081G	-10081	
LF110-14A	LF110-14J	1100	-10091G	-10091	
LF120-14A	LF120-14J	1200	-10101G	-10111	
LF130-14A	LF130-14J	1300	-10111G	-10121	
LF140-14A	LF140-14J	1400	-10121G	-10131	
LF150-14A	LF150-14J	1500	-10131G	-10141	
LF160-14A	LF160-14J	1600	-10141G	-10151	
LF170-14A	LF170-14J	1700	-10151G	-10161	
LF180-14A	LF180-14J	1800	-10161G	-10171	
LF190-14A	LF190-14J	1900	-10171G	-10181	
LF200-14A	LF200-14J	2000	-10181G	-10191	

CPC,CPCD20,25,30

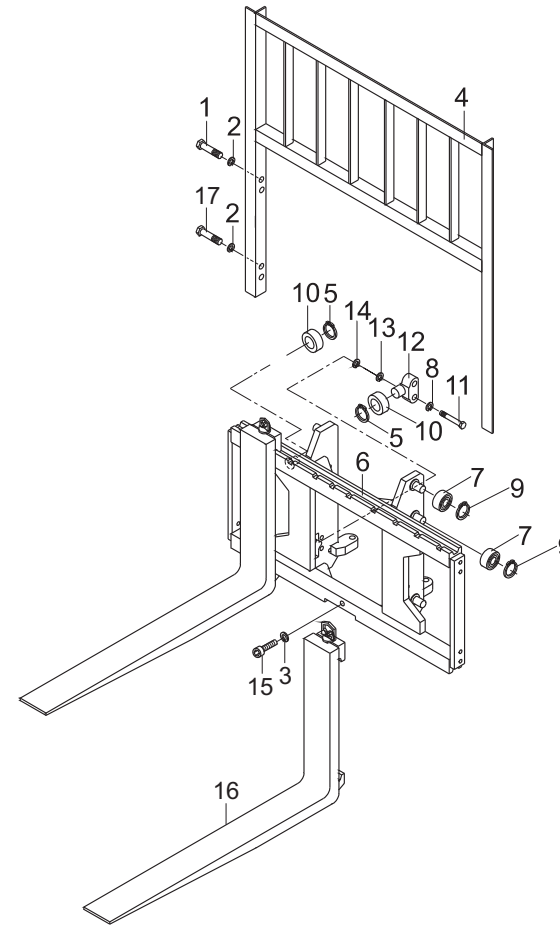


图57/FIG. 57

货叉与货叉架(基本)/FORK &amp; LIFT BRACKET(NORMAL MAST M)

序号 Item No	图号 Part No	版本 Edition	零部件名称 Description	件数 Q'ty	备注 Remark
01	B0330-14030	00	Bolt 螺栓M14x30	8	GB5783-86
02	B5050-00014	00	Washer,lock 垫圈14	8	GB93-87
03	B5050-00016	00	Washer,lock 垫圈16	4	GB93-87
04	HRD30A8203 D28B8-20301A	00	Backrest 挡货架	1	标准 STD 宽1100
-	HRD30A8203 D30A8-20222	00	Backrest 挡货架	1	宽1200
-	HRD30A8203 D30A8-20442	00	Backrest 挡货架	1	宽1300
-	HRD30A8203 D30A8-20332	00	Backrest 挡货架	1	宽1350
-	HRD30B8281H	00	Backrest 挡货架	1	选用 optional
-	HRD30B8281W	00	Backrest 挡货架	1	选用 optional
05	B6150-00030	00	Snap ring 挡圈30	4	GB894.1-86
06	HRD30B8402 D30B8-31101	02	Lift bracket 货叉架	1	标准 STD 宽1100
-	HRD30B8402 D30B8-31301	02	Lift bracket 货叉架	1	宽1200
-	HRD30B8402 D30B8-31501	02	Lift bracket 货叉架	1	宽1300
-	HRD30B8402 D30B8-31401	02	Lift bracket 货叉架	1	宽1350
	HRD30B8281W	00	Lift bracket 货叉架	1	选用 optional
07	980811N	00	End roller 主滚轮 $\varnothing$ 119. 2x55-34	6	
08	24609-42151	00	Shim 调整垫片1	AR	
09	B6150-00055	00	Snap ring 挡圈55	6	GB894.1-86
10	22198-22341	00	Retaining roller 滚轮	4	
11	B0430-16065	00	Bolt 螺栓M16x1. 5x65	4	GB5785-86
12	24609-42131	D00	Shaft, side roller 侧滚轮轴	2	
13	24609-42161	00	Shim 调整垫片	AR	
14	20037-42191	01	Spacer 垫块	4	
15	HRA32A8101	D04	Fork ass'y 货叉总成	2	
16	B8030-12020	00	Screw 螺钉M12x20	1	GB70-85
17	B5050-00012	00	Washer,lock 垫圈12	1	GB93-87
18	B0330-14025	00	Bolt 螺栓M14x25	4	GB5783-86

CPC,CPCD35

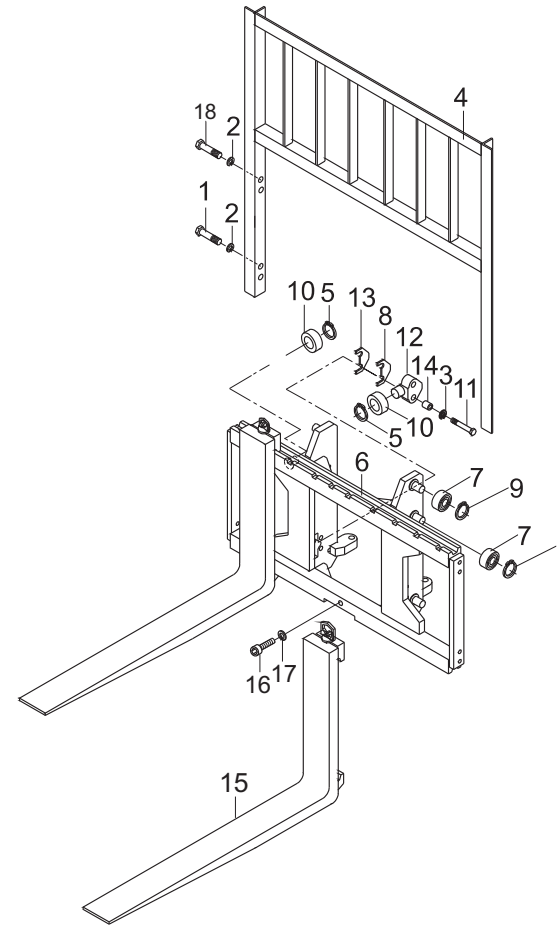




图57/FIG. 57

货叉与货叉架(基本)/FORK & LIFT BRACKET(NORMAL MAST M)

货叉选用件表Fork optional parts

型式 MODEL	长度 LENGTH	货叉总成代号 PART NO.	备注 REMARK
LF100-32A	1000	A32A8 -10001	
LF107-32A	1070	-10011	STD
LF110-32A	1100	-10021	
LF120-32A	1200	-10031	
LF122-32A	1220	-10041	
LF137-32A	1370	-10051	
LF152-32A	1520	-10061	
LF167-32A	1670	-10071	
LF182-32A	1820	-10081	
LF197-32A	1970	-10091	
LF212-32A	2120	-10101	

CPC,CPCD35

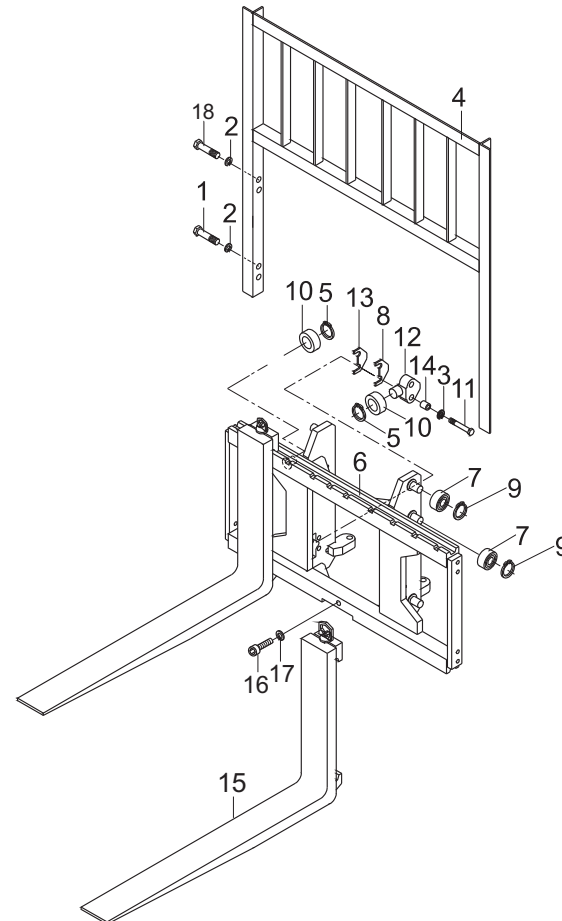


图58/FIG. 58

门架(基本型)/MAST (NORMAL MAST M)

序号 Item No	图号 Part No	版本 Edition	零部件名称 Description	件数 Q'ty	备注 Remark
01	22018-30064	00	Cap 支座盖	2	
02	D20B8-02001	00	Bushing 轴衬	4	
03	B0430-16070	00	Bolt 螺栓M16x1.5x70	4	GB5785-86
04	B5050-00016	00	Washer 垫圈16	2	GB93-87
05	Q700B01	00	Fitting 直通式滑脂嘴	2	ZBT33001.1-88
06	HRH22A8309 H22A8-00201L	00	Pin 倾斜缸销轴	2	
07	B0530-10020	00	Bolt 螺栓M10x1.25x20	2	GB5786-86
08	B5050-00010	00	Washer 垫圈10	2	GB93-87
09	HRDD938301	07	Outer mast 外门架总成	1	2t,2.5t
-	HRDF938301	08	Outer mast 外门架总成	1	3t
10	HRD24C8303A	00	Inner mast 内门架总成	1	2t,2.5t
-	HRDF938303	02	Inner mast 内门架总成	1	3t
11	23458-32051	00	Shaft 侧滚轮组II	4	
12	22548-34051	00	Shim 调整垫圈	选用	
13	23818-30071	00	Spacer 垫块	8	
14	B0330-12040	00	Bolt 螺栓M12x40	8	GB5783-86
15	B5050-00012	00	Washer ,lock 垫圈12	8	GB93-87
16	23658-33001	00	Roller 滚轮2	2	
17	B6150-00040	00	Snap ring 挡圈40	2	GB894.1-86
18	980811N	00	Roller 主滚轮 $\varnothing 119.2 \times 55-34$	2	
19	22548-34061	00	Shim 调整垫圈	8	
20	D15X8-60511	00	Slipper 限位滑块	2	
21	20029-43231 20029-43231*1	00	Shim 调整垫片0.5	AR	
-	20029-43231 20029-43231*2	00	Shim 调整垫片1.0	AR	
22	B4123-00010	00	Nut 螺母M10	2	GB6170-86
23	DD938-62001	00	Shaft 限位轴	2	
24	B9997-10045	00	Screw 螺钉M10x45	2	GB77-85
25	B6150-00055	00	Snap ring 挡圈55	2	GB894.1-86

CPC,CPCD20,25,30

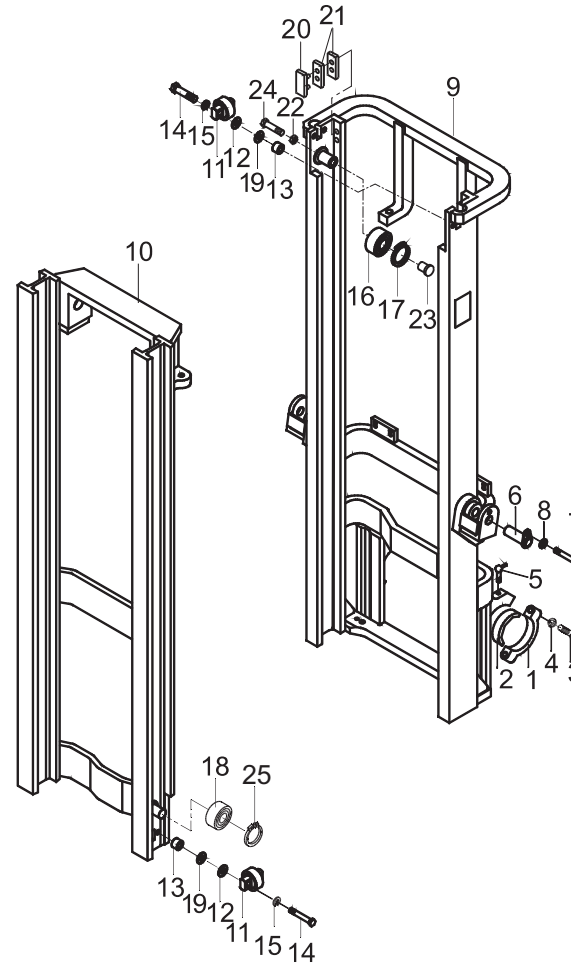


图58/FIG. 58

门架(基本型)/MAST (NORMAL MAST M)

门架选用件表 Mast Optional Parts

CPC,CPCD20,25,30

起升高度 LIFTING HEIGHT	外门架总成 OUTER MAST		内门架总成 INNER MAST		备注 REMARK
	2t,2.5t	3t	2t,2.5t	3t	
M200	DD938-30211	DF938-30501	D24C8-30412	DF938-30401	
250	-30221	-30511	-30422	-30411	
270	-30231	-30521	-30432	-30421	
300	30201	-30531	-30402	-30431	标准 STD
330	-30241	-30541	-30442	-30441	
350	-30251	-30551	-30452	-30451	
370	-30261	-30561	-30462	-30461	
400	-30271	-30571	-30472	-30471	
425	-30281	-30581	-30482	-30481	
450	-30291	-30591	-30492	-30491	
475	-30301	-30601	-30512	-30701	
500	-30311	-30611	-30522	-30711	
550	-30321	-30621	-30532	-30721	
600	-30331	-30631	-30542	-30731	
650		-30641		-30741	

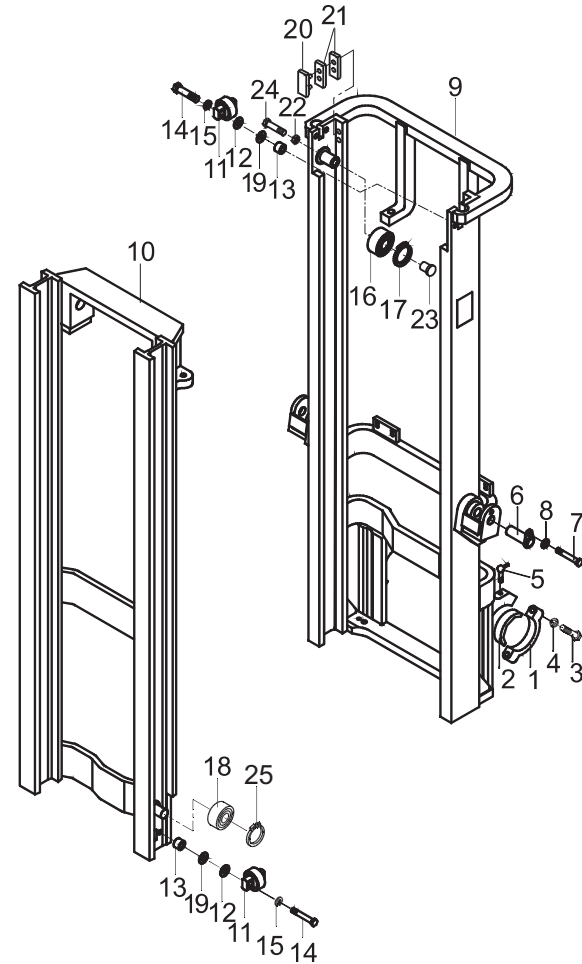


图59/FIG. 59

门架(基本型)/MAST (NORMAL MAST M)

CPC,CPCD35

序号 Item No	图号 Part No	版本 Edition	零部件名称 Description	件数 Q'ty	备注 Remark
01	HRD30B8301	D15	Mast ass'y,outer 外门架总成	1	见选用件表 See op.parts
02	DD938-62011	00	Screw 螺钉M10x45	2	GB77-85
03	B4123-00010	00	Nut 螺母M10	2	GB6170-86
04	DD938-62001	00	Shaft 限位轴	2	
05	B5050-00016	00	Washer,lock 垫圈16	4	GB93-87
06	D15X8-60511	00	Slipper 限位滑块	2	
07	20029-43231 20029-43231-1	00	Shim 调整垫片0.5	AR	
-	20029-43231 20029-43231-2	00	Shim 调整垫片1.0	AR	
08	Q700B01	00	Grease port 直通式滑脂嘴	2	ZBT33001.1-88
09	HRD30B8304	02	Mast ass'y,inner 内门架总成	1	见选用件表 See op.parts
10	980811N	00	End roller 主滚轮 $\varnothing 119.2 \times 55-34$	2	
11	B6150-00055	00.	Snap ring 挡圈55	2	GB894.1-86
12	23658-33001	00	Roller 滚轮2	2	
13	B6150-00040	00	Snap ring 挡圈40	2	GB894.1-86
14	B0430-16065	00	Bolt 螺栓M16x1.5x65	4	GB5785-86
15	22018-30064	00	Cap 支座盖	2	
16	D20B8-02001	00	Bushing 轴衬	2	
17	22548-34051	00	Shim 调整垫圈	AR	
18	22548-34061	00	Shim 调整垫圈	AR	
19	B5050-00010	00	Washer,lock 垫圈10	2	GB93-87
20	B5050-00012	00	Washer,lock 垫圈12	8	GB93-87
21	23458-32051	00	Side roller 侧滚轮组II	4	
22	23818-30071	00	Spacer 垫块	8	
23	HRH22A8309 H22A8-00201L	00	Pin axle 倾斜缸销轴	2	
24	B0530-10020	00	Bolt 螺栓M10x1.25x20	2	GB5786-86
25	B0330-12040	00	Bolt 螺栓M12x40	8	GB5783-86

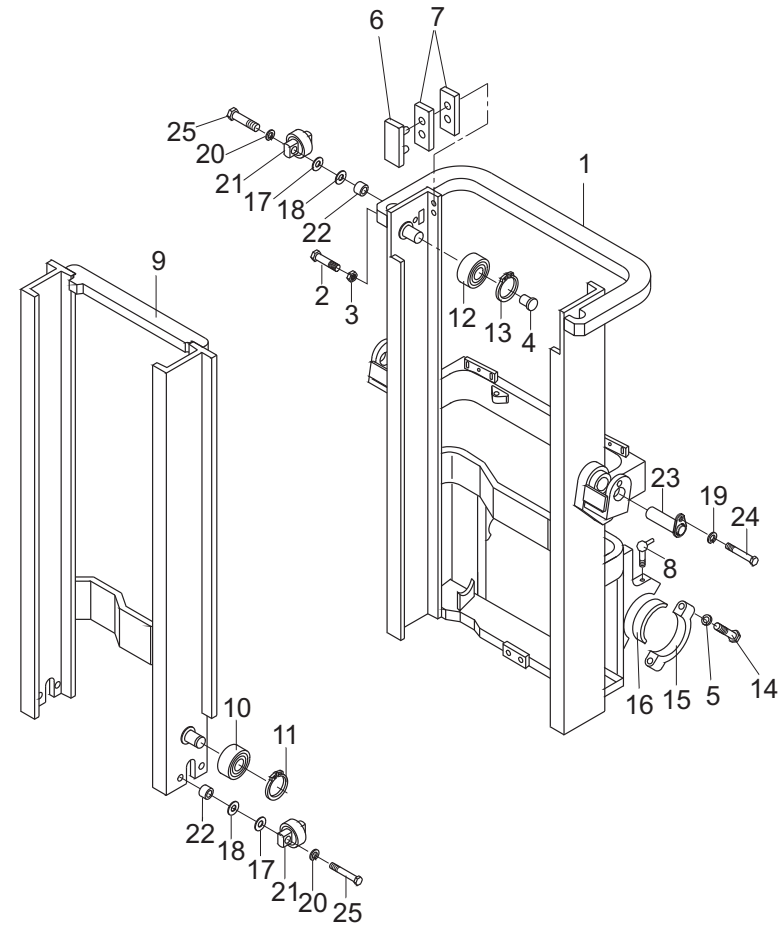


图59/FIG. 59

门架(基本型)/MAST (NORMAL MAST M)

门架选用件表 Mast Optional Parts

起升高度 LIFTING HEIGHT	外门架总成 OUTER MAST	内门架总成 INNER MAST	备注 REMARK
M200	D30B8-30212	D30B8-30412	
250	-30222	-30422	
270	-30232	-30432	
300	-30202	-30402	标准 STD
330	-30242	-30442	
350	-30252	-30452	
370	-30262	-30462	
400	-30272	-30472	
425	-30282	-30482	
450	-30292	-30492	
475	-30312	-30512	
500	-30322	-30522	
550	-30332	-30532	
600	-30342	-30542	

CPC,CPCD35

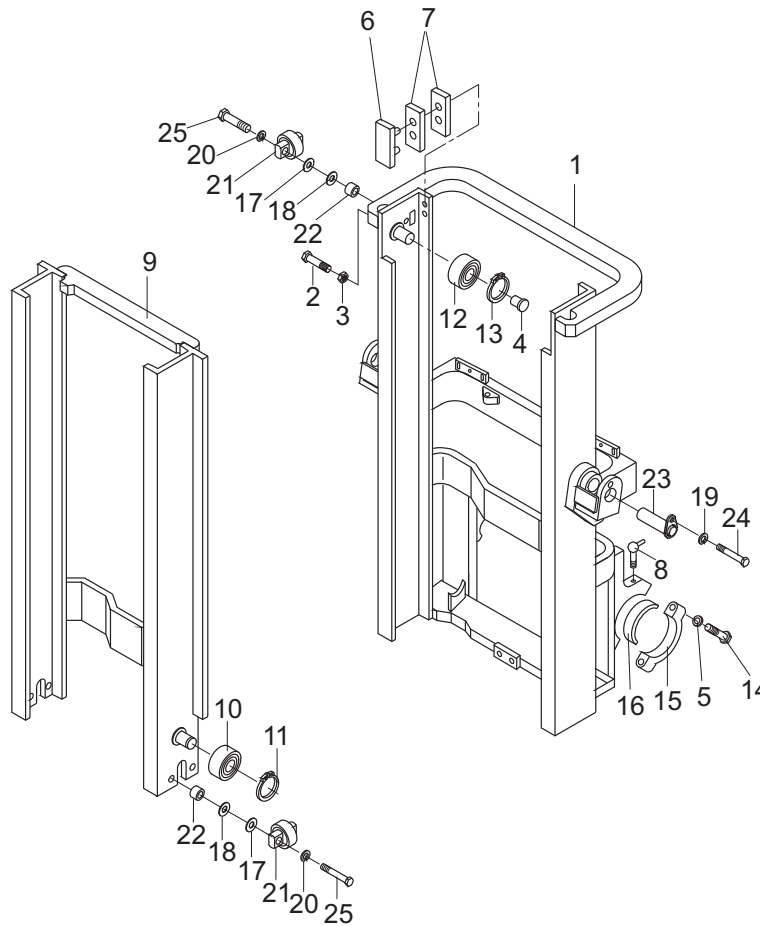


图60/FIG. 60

起升油缸(基本型)/LIFT CYLINDER(NORMAL MAST M)

序号 Item No	图号 Part No	版本 Edition	零部件名称 Description	件数 Qty	备注 Remark
A	HRD24C8401	D09	Lift cylinder mount 起升油缸安装	1	2t,2.5t
-	HRD24N8401	D10	Lift cylinder mount 起升油缸安装	1	3t
B	HRD24C8402	D04	Lift cylinder (Inc.1~16) 起升油缸总成	2	2t,2.5t 见选用件表 See op.parts
-	HRH26A8402	D06	Lift cylinder (Inc.1~16) 起升油缸总成	2	3t 见选用件表 See op.parts
01	23650-83581	00	Seal 防尘圈DKB 40x52x7/10	2	2t,2.5t
-	24459-42271	00	Seal 防尘圈45x57x7/10	2	3t
02	23918-52161	00	Packing 密封圈D2 40x50x6	2	2t,2.5t
-	D28B8-42611	00	Packing 密封圈	2	3t
03	Z2113-04030	00	Bushing 钢背轴承4030	2	2t,2.5t
-	Z2113-04530	00	Bushing 钢背轴承4530	2	3t
04	Z6003-06303	00	O-ring 0型密封圈D63x3.1	2	GB3452.1-92 2t,2.5t
-	Z6003-06803	00	O-ring 0型密封圈D68x3.1	2	GB1235-76 3t
05	D20B8-42341	00	Plug 塞子	4	
06	B1830-08008	00	Screw 螺钉M8x8	4	GB80-85
07	H22A8-42001	00	Cap 导向套	2	2t,2.5t
-	H26A8-42001	00	Cap 导向套	2	3t
08	H22A8-42011	00	sleeve 衬套	2	2t,2.5t
-	H26A8-42011	00	sleeve 衬套	2	3t
09	HRH22A8403	D00	Cylinder 缸体	2	2t,2.5t 见选用件表 See op.parts
-	HRH26A8403	D01	Cylinder 缸体	2	3t 见选用件表 See op.parts
10	HRD24C8403	D00	Rod 活塞杆	2	2t,2.5t 见选用件表 See op.parts
-	HRD28B8405	D01	Rod 活塞杆	2	3t 见选用件表 See op.parts
11	REF206926G 23650-83561	D00	Spacer 调整套	见表	2t,2.5t
-	HRD20A8405 D28A8-43131	00	Spacer 调整套	见表	3t
12	D20B8-42371	D00	Piston 活塞	2	2t,2.5t
-	D28B8-42411	D00	Piston 活塞	2	3t
13	D20B8-42381	D00	snap ring 钢丝挡圈	2	
14	REF340369 27970-53141	D00	Wearing 支承环50x20x2.5	2	2t,2.5t
-	REF340369 27978-42421	D00	Wearing 支承环56x20x2.5	2	3t
15	REF340216 23650-83531	D00	Snap ring 挡片50x40x3	2	2t,2.5t

CPC,CPCD20,25,30

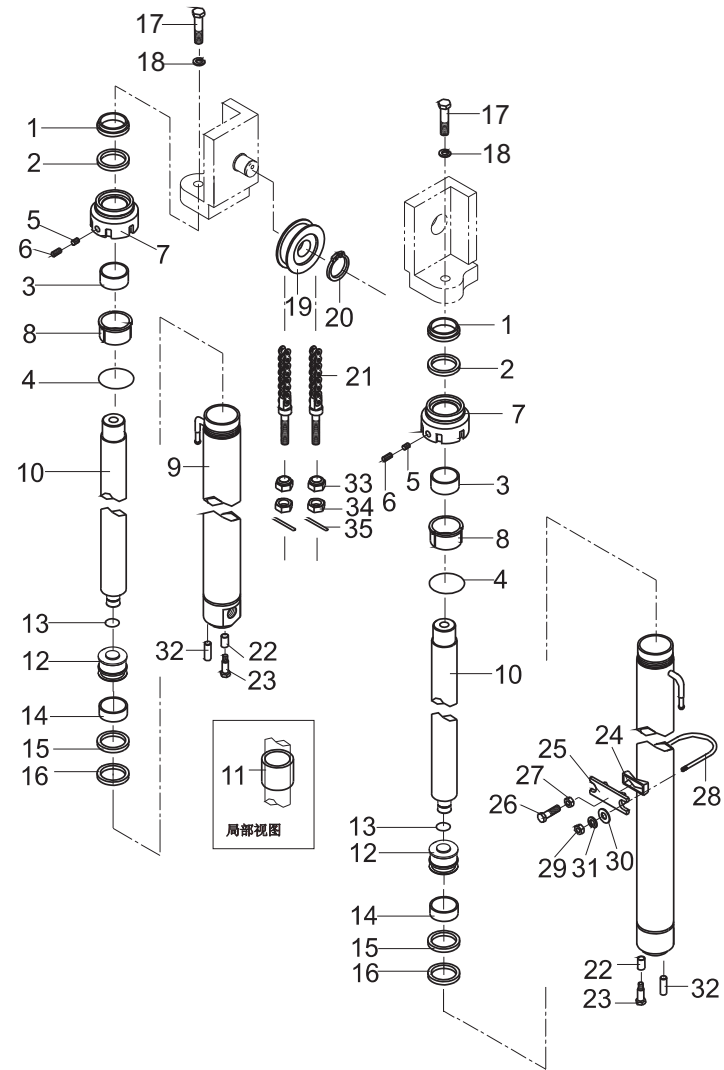


图60/FIG. 60

起升油缸(基本型)/LIFT CYLINDER (NORMAL MAST M)

序号 Item No	图号 Part No	版本 Edition	零部件名称 Description	件数 Q'ty	备注 Remark
-	REF340216 24459-42291	D00	Snap ring 挡片56x45x3	2	3t
16	23650-83521	D00	U-ring U形密封圈D1 50x40x6	2	2t,2.5t
-	24459-42001	00	U-ring U形密封圈 56x45x7	2	3t
17	B0530-16040	00	Bolt 螺栓M16x1.5x40	2	GB5786-86
18	B5050-00016	00	Washer,lock 垫圈16	2	GB93-87
19	23659-44842	D00	Sheave 链轮	2	
20	B6150-00040	00	Snap ring 挡圈40	2	GB894.1-86
21	HRLH1234021-N	D01	Chain (Inc.33~35) 链条总成	2	2t,2.5t 见选用件表 See op.parts
-	HRLH1623011-N	D01	Chain (Inc.33~35) 链条总成	2	3t 见选用件表 See op.parts
22	HRD20B8407 D20B8-42031	00	Sleeve 隔套	2	
23	B0530-12025	00	Bolt 螺栓M12x1.25x25	2	GB5786-86
24	D20B8-42051	00	Spacer 调整块	2	
25	D20B8-42041	00	Support 油缸支撑块	2	
26	B0530-12050	00	Bolt 螺栓M12x1.25x50	2	GB5786-86
27	B4223-00012	00	Nut 螺母M12x1.25	2	GB6171-86
28	HRD20B8408 D20B8-42061	01	U-bolt U型螺栓	2	2t,2.5t
-	HRD20B8408 D28B8-42521	01	U-bolt U型螺栓	2	3t
29	B4223-00010	00	Nut 螺母M10x1.25	4	GB6171-86
30	B5310-00010	00	Washer 垫圈10	4	GB97.1-85
31	B5050-00010	00	Washer,lock 弹簧垫圈10	4	GB93-87
32	B3130-10028	00	Pin 销D10x26	2	GB119-86
33	22198-40192G	00	Nut 螺母	4	2t,2.5t
-	D20A8-42611	00	Nut 螺母	4	3t
34	B4230-00018	00	螺母 螺母M18x1.5	4	GB6171-86 2t,2.5t
-	B4216-00018	00	螺母 螺母M18x1.5	4	GB6171-86 3t
35	B3010-03030	00	Pin 销3x30	4	GB91-86

CPC,CPCD20,25,30

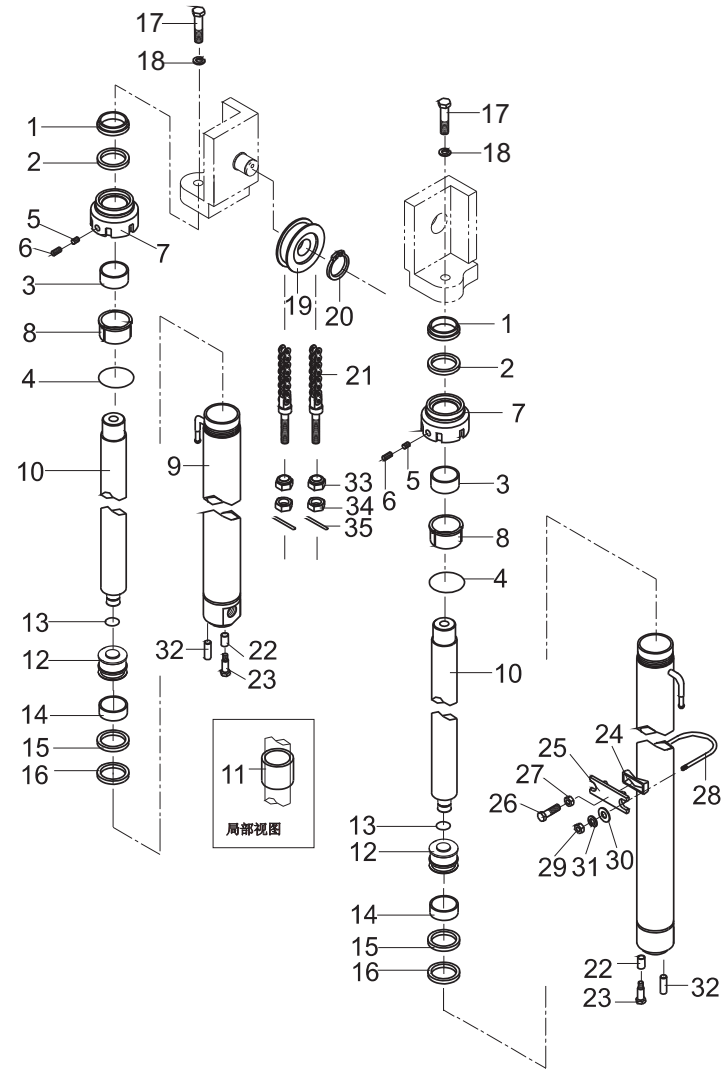


图60/FIG. 60

起升油缸(基本型)/LIFT CYLINDER (NORMAL MAST M)

起升油缸选用件 OPTION TABLE FOR LIFT CYLINDER					
起升高度 LIFTING HEIGHT	起升油缸总成 LIFT CYL	缸体 CYL. BODY	活塞杆 RID. PISTON	链条总成 CHAIN ASS'Y	调整套(个) SPACER (N)
M200	D24C8 -40411	H22A8 -40611	D24C8 -42311	HRLH1234021 -75	
250	-40421	-40621	-42321	-87	
270	-40431	-40631	-42331	-93	
标准 (STD)	300 -40401	-40601	-42301	-101	
	330 -40441	-40641	-42341	-109	
	350 -40451	-40651	-42351	-115	
	370 -40461	-40661	-42361	-119	
	400 -40471	-40671	-42371	-129	1
	425 -40481	-40681	-42381	-137	1
	450 -40491	-40691	-42391	-143	1
	475 -40511	-40711	-42411	-149	1
	500 -40521	-40721	-42421	-157	1
	550 -40531	-40731	-42431	-171	2
	600 -40541	-40741	-42441	-185	2

CPC,CPCD20,25

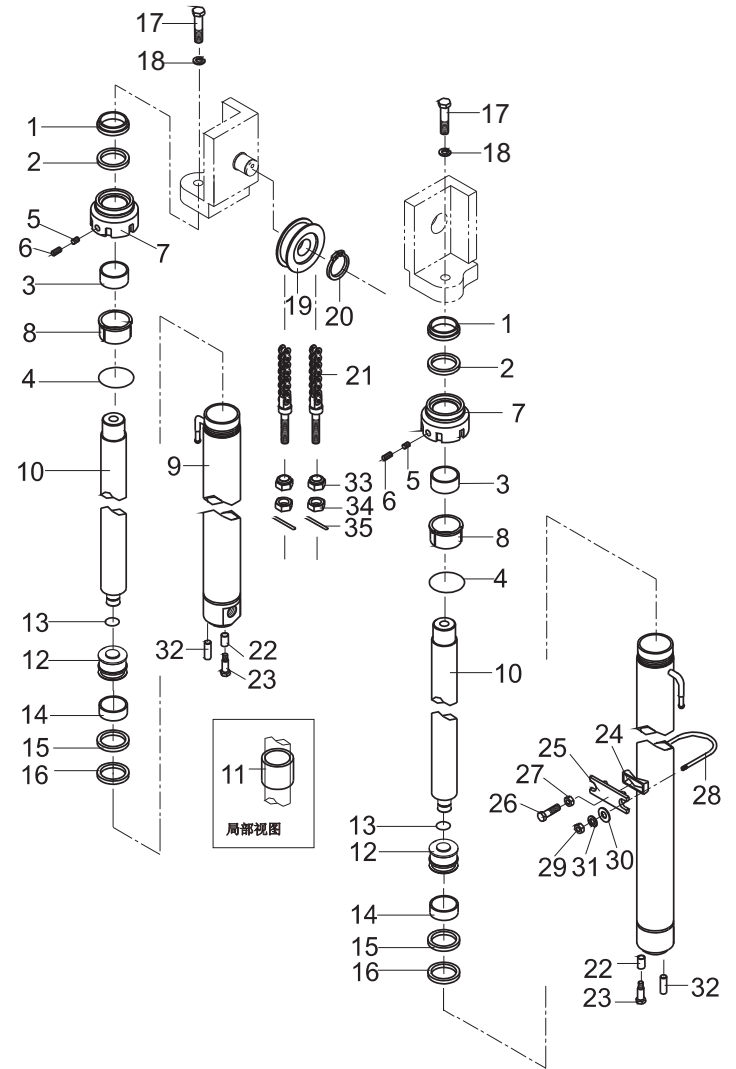




图60/FIG. 60

起升油缸(基本型)/LIFT CYLINDER(NORMAL MAST M)

起升油缸选用件 OPTION TABLE FOR LIFT CYLINDER

起升高度 LIFTING HEIGHT	起升油缸总成 LIFT CYL	缸体 CYL. BODY	活塞杆 RID, PISTON	链条总成 CHAIN ASS'Y	调整套(个) SPACER (N)
M200	H26A8 -40411	H26A8 -40611	D28B8 -42211	HRLH1623011 -57	
250	-40421	-40621	-42231	-67	
270	-40431	-40631	-42241	-71	
标准 (STD)	300 -40401	300 -40601	300 -42201	300 -77	
330	-40441	-40641	-42271	-83	
350	-40451	-40651	-42281	-87	
370	-40461	-40661	-42311	-91	
400	-40471	-40671	-42331	-99	1
425	-40481	-40681	-42341	-103	1
450	-40491	-40691	-42351	-109	1
475	-40511	-40711	-42361	-113	1
500	-40521	-40721	-42371	-119	1
550	-40531	-40731	-42381	-131	2
600	-40541	-40741	-42391	-141	2
650	-40571	-40771	-42431A	-155	

CPC,CPCD30

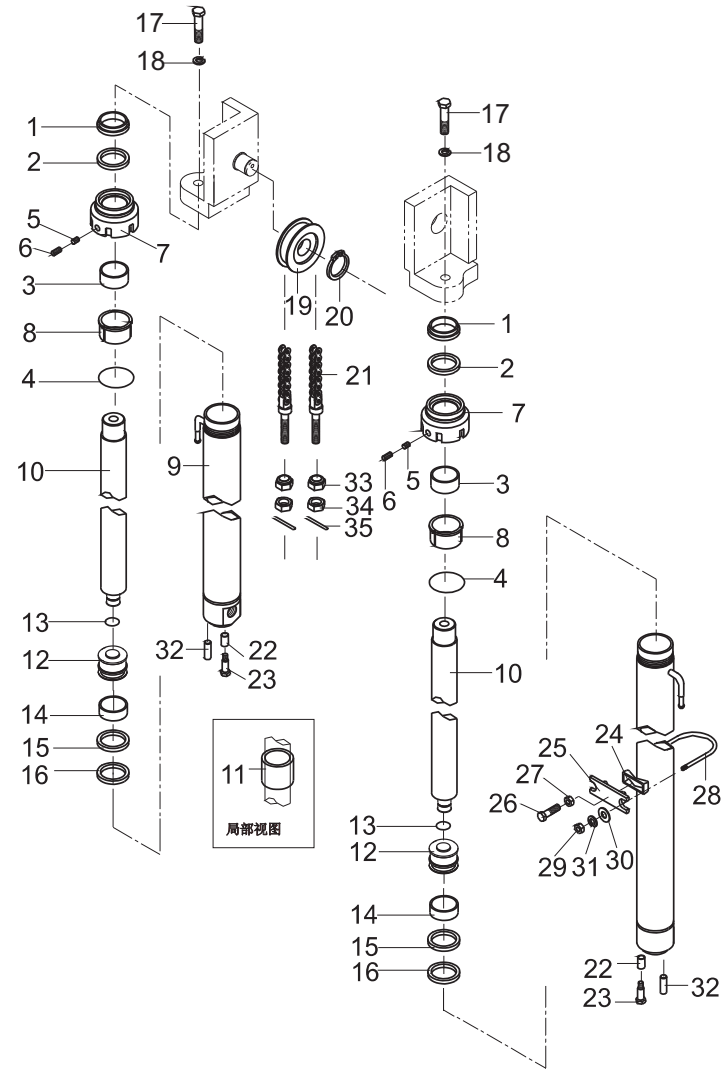


图61/FIG. 61

起升油缸(基本型)/LIFT CYLINDER (NORMAL MAST M)

序号 Item No	图号 Part No	版本 Edition	零部件名称 Description	件数 Q'ty	备注 Remark
A	HRD30B8401	D09	Lift cylinder mount 起升油缸安装	1	
B	HRD30A8404B	D01	Lift cylinder (Inc.3~20) 3.5T起升油缸	2	见选用件表 See op.parts
01	B0530-12060	00	Bolt 螺栓M12x1.25x40	2	GB5786-86
02	B4223-00012	00	Nut 螺母M12x1.25	4	GB6171-86
03	HRD30A8409B	00	Cylinder body L.H. 缸体	2	
04	HRD30A8411	D01	Piston rod 柱塞杆	2	见选用件表 See op.parts
05	D42K0-52551	D00	Piston 活塞	2	
06	D42K0-52541	D00	Steel thread 钢丝B	2	
07	HRD30A8413	D00	Sleeve, adjusted 调整套	2	
08	22439-43711	00	U-ring Seal U型密封圈63x53x6	2	
09	24238-42031	D00	Ring, backup 挡片63x53x3	2	
10	23238-40141	00	Wearing 支承环63x58x20	2	
11	D30A8-42341	D00	Cap 缸盖	2	
12	24329-45591	00	Ring seal 密封圈50x60x6	2	
13	D01D8-41011	00	Dust ring 防尘圈50x62x7/10	2	
14	Z6003-07503	00	O-ring seal O型密封圈75x3.1	2	
15	Z2114-05040	00	Bushing 钢背轴承5040	2	
16	D30A8-42351	D00	Bushing 衬套	2	GB1235-76
17	23679-43341	D00	Elbow 管接头	2	GS-1
18	22518-40151	02	Plug 螺塞	2	
19	B1820-08008	00	Screw 螺钉M8x8	4	GB80-85
20	25908-44111	D00	Plug 塞子	4	
21	B5310-00010	00	Washer 垫圈10	4	GB97.1-85
22	B4223-00010	00	Nut 螺母M10x1.25	2	GB6171-86
23	24609-41241	D00	Sheave 链轮	2	
24	B6150-00050	00	Snap ring 挡圈50	2	GB894.1-86
25	HRD20B8407 D20B8-42031	D00	Spacer 隔套	2	
26	B3130-10028	00	Pin 销B10x28	2	GB119-86
27	B5050-00010	00	Washer, lock 垫圈10	4	GB93-87
28	B0530-20040	00	Bolt 螺栓M20x1.5x40	2	GB5786-86

CPC,CPCD35

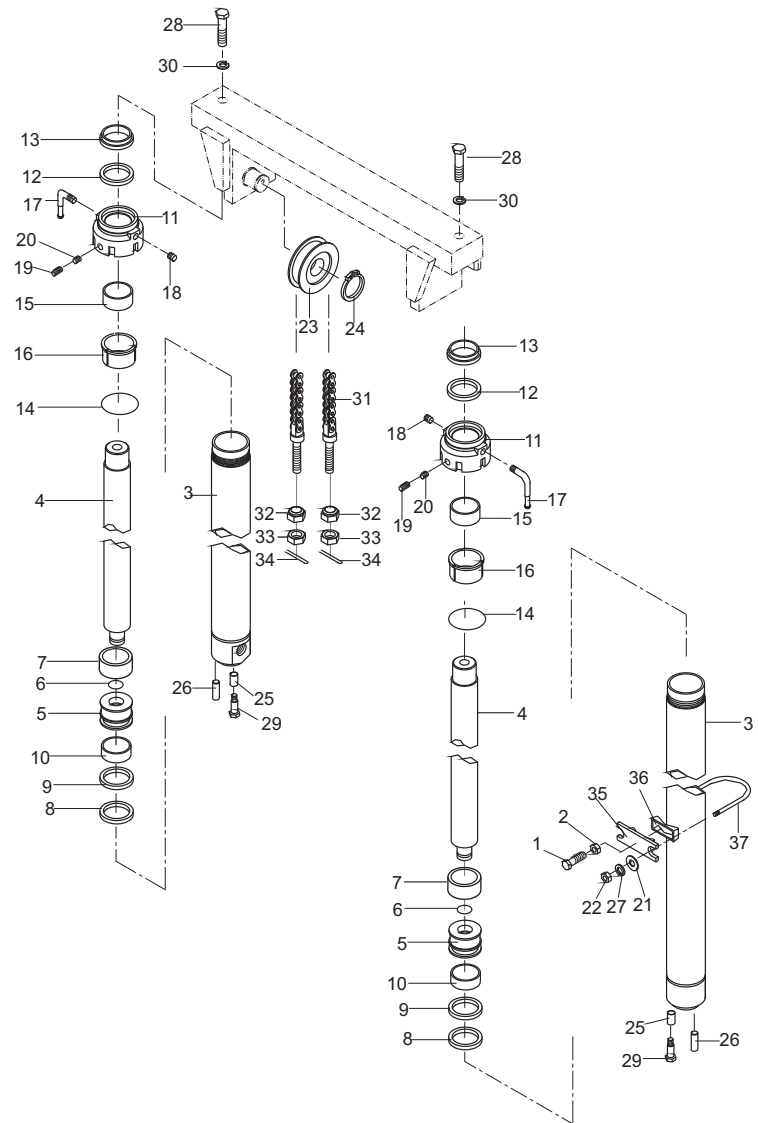


图61/FIG. 61

起升油缸(基本型)/LIFT CYLINDER (NORMAL MAST M)

序号 Item No	图号 Part No	版本 Edition	零部件名称 Description	件数 Q'ty	备注 Remark
29	B0530-12030	00	Bolt 螺栓M12x1.25x30	2	GB5786-86
30	B5050-00020	00	Washer, lock 垫圈20	2	GB93-87
31	HRLH1634011-N	D00	Chain ass'y(Inc.32-34) 链条总成	2	见选用件表 See op.parts
32	23818-30271	00	Nut 球形螺母	4	
33	B4230-00022	00	Nut 螺母M22x1.5	4	GB6171-86
34	B3010-2P540	00	Pin 销2.5x40	4	GB91-86
35	D42K0-62111	00	Support 油缸支撑块	2	
36	D42K0-62431	00	Rubber 调整块	2	
37	D30A8-42111	00	U-bolt U型螺栓	2	

CPC,CPCD35

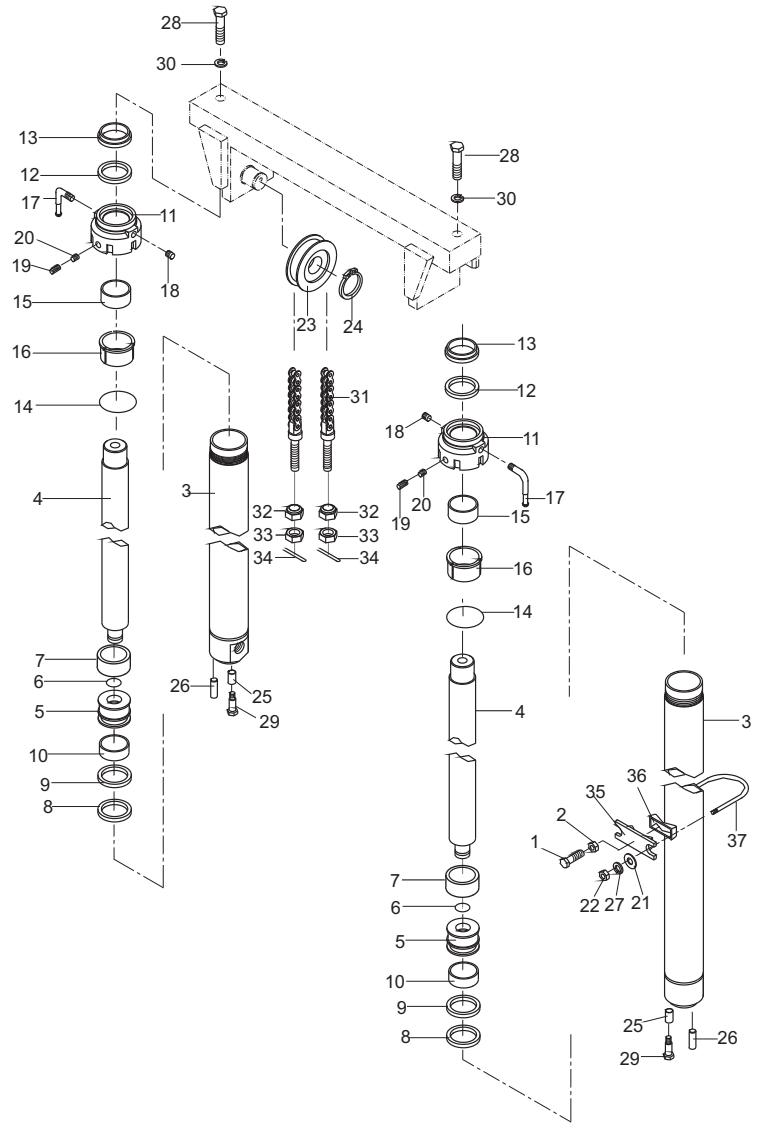


图61/FIG. 61

起升油缸(基本型)/LIFT CYLINDER (NORMAL MAST M)

3.5t起升油缸选用件(基本型)  
LIFT CYLINDER OPTION TABLE (NORMAL MAST)

起升高度 LIFTING HEIGHT	起升油缸 LIFT CYLINDER	柱塞杆 PISTON ROD	链条总成 CHAIN ASS'Y	备注 REMARKS
M200	D30A8-40411B	D30A8-42011	HRLH1634011 -63	
250	-40421B	-42021	-73	
270	-40431B	-42031	-77	
300	-40401B	-42001	-83	标准 STD
330	-40441B	-42041	-89	
350	-40451B	-42051	-93	
370	-40461B	-42061	-97	
400	-40471B	-42071	-105	
425	-40481B	-42081	-109	
450	-40491B	-42091	-115	
475	-40511B	-42101	-119	
500	-40521B	-42141	-125	
550	-40531B	-42121	-137	
600	-40541B	-42131	-147	

CPC,CPCD35

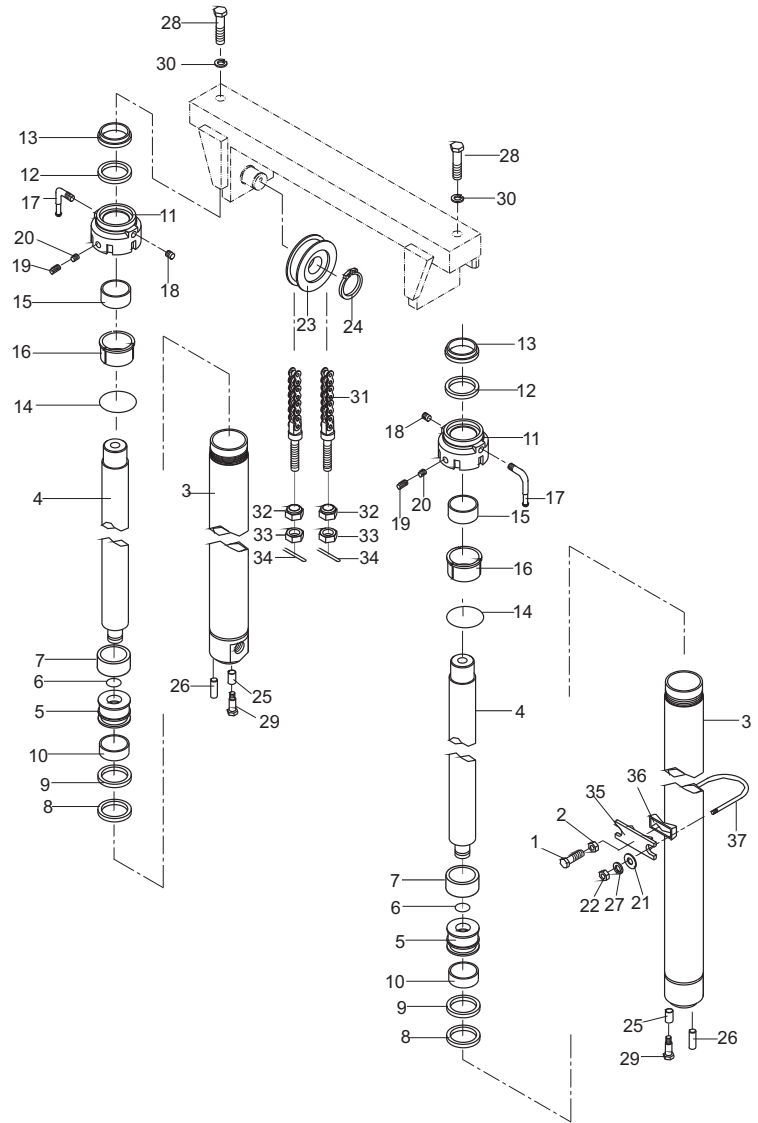


图62/FIG. 62

倾斜油缸/TILT CYLINDER

序号 Item No	图号 Part No	版本 Edition	零部件名称 Description	件数 Q'ty	备注 Remark
A	HRH22N8501	D04	Tilt cylinder 倾斜油缸	2	见选用件表 See op.parts
01	D20B8-52011	D00	Ear ring 耳环	2	
02	23658-52101	D00	Shim 垫片	12	
03	23658-52401	D00	Plug 塞子	2	
04	B1830-10010	00	Screw 螺钉M10X10	2	GB80-85
05	HRD20B8502	D01	Spacer 调整轴套		见选用件表 See op.parts
06	REF341310 23468-52081	00	Seal,dust 防尘圈	2	
07	B6050-00052	00	Ring,snap 挡圈52	2	GB893.1-85
08	D20B8-52021	D00	Guide sleeve 导向套	2	
09	23678-54021	D01	Ring,snap 挡圈	2	
10	REF340216 23678-54001	00	Ring,snap 挡圈d32	2	
11	REF340213 22228-50153A	00	U-ring U型密封圈d32	2	
12	Z6003-07003	00	O-ring O型密封圈70X3.1	2	GB1235-76
13	REF340270 23678-54012	D00	Bushing 轴套	2	
14	D20B8-50201	D00	Body,piston ass'y 活塞体总成	2	
15	HRH22N8502 H22N8-50221	D00	Tube,cylinder ass'y R.H. 缸筒总成(右)	2	
-	HRH22N8502 H22N8-50231	D00	Tube,cylinder ass'y L.H. 缸筒总成(左)	2	
16	REF340214 23678-55001	00	Yx-ring U型密封圈	4	
17	REF341311 23678-52051	D00	Wearing 支承环	2	
18	REF340270 63626-23071	D00	Bushing 轴套	2	
19	Q700B01	00	Fitting grease 直通式滑脂嘴	2	ZBT33001.1-88
20	B6050-00047	00	Ring,snap 挡圈47	2	
21	D20B8-50211	00	Bushing 关节轴承	2	
22	B0230-14055	00	Bolt 螺栓M14X55	2	GB5782-86
23	B4123-00014	00	Nut 螺母M14	2	GB6170-86
24	B5050-00014	00	Washer,lock 垫圈14	2	GB93-87
25	HRH22A8309 H22A8-00201	D07	Pin 倾斜缸销轴	2	
26	B5052-00010	00	Washer,lock 垫圈10	2	GB93-87
27	B0530-10020	00	Bolt 螺栓M10X1.25X20	2	GB5786-86

CPC,CPCD20,25,30

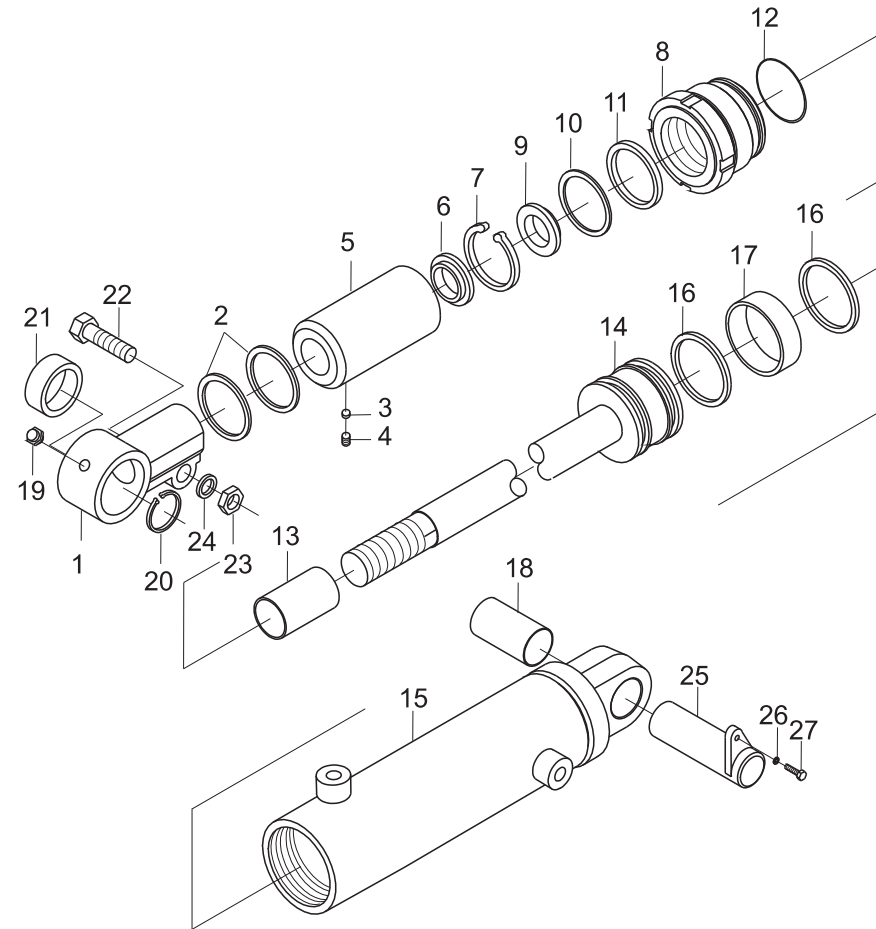


图62/FIG. 62

倾斜油缸/TILT CYLINDER

倾斜油缸选用表 TILT CYLINDER OPTIONAL PARTS			
序号 Item No	A		05
前/后倾角 Tilt angle	倾斜油缸(右) Tilt cylinder R. H.	倾斜油缸(左) Tilt cylinder L. H.	调整轴套 Spacer
6~12°	H22N0-50011	H22N0-50001	
6~6°	H22N0-50031	H22N0-50021	HRD20B8502 D20B8-52041
3~6°	H22N0-50051	H22N0-50041	HRD20B8502 D20B8-52051
3~3°	H22N0-50071	H22N0-50061	HRD20B8502 D20B8-52051
6~10°	H22N0--50091	H22N0-50081	HRD20B8502 D20B8-52061

CPC,CPCD20,25,30

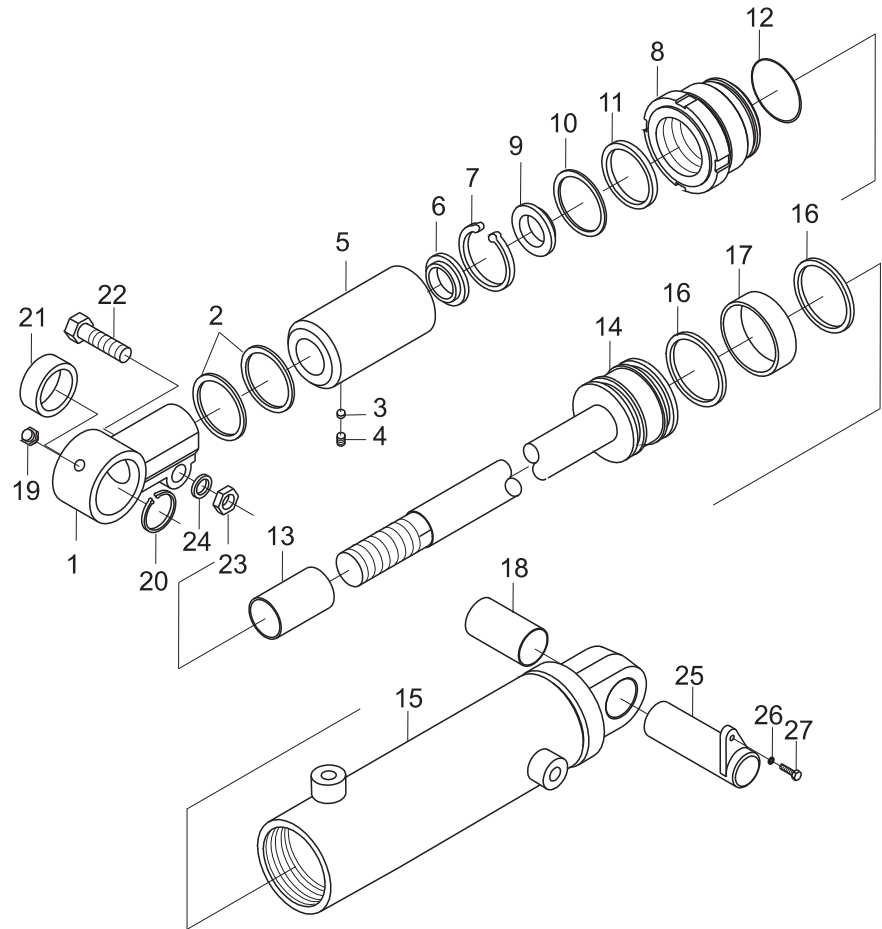


图63/FIG. 63

倾斜油缸/TILT CYLINDER

序号 Item No	图号 Part No	版本 Edition	零部件名称 Description	件数 Q'ty	备注 Remark
A	HRD05A8501	D03	Tilt cylinder 倾斜油缸	2	见选用件表 See op.parts
01	D30A8-52011	D00	Ear ring 耳环	2	
02	23658-52101	D00	Shim 垫片	12	
03	23658-52401	D00	Plug 塞子	2	
04	B1830-10010	00	Screw 螺钉M10X10	2	GB80-85
05	HRD30A8502	D00	Spacer 调整轴套	2	见选用件表 See op.parts
06	REF339093 23650-52871	D00	Seal,dust 防尘圈	2	
07	REF340216 24230-82221	00	Ring,back-up 挡圈	4	
08	D30A8-52021	D00	Guide sleeve 导向套	2	
09	B5050-00010	00	Washer,lock 垫圈10	2	GB93-87
10	23650-52861	D00	Ring,back-up 挡圈	2	
11	D30A8-53001	D00	U-ring U型密封圈35X45X10	2	
12	Z6003-08003	00	O-ring O型密封圈80X3.1	2	GB1235-76
13	Z2113-03530	00	Bushing 钢背轴承3530	2	
14	D30A8-50201	D00	Body,piston 活塞体	2	
15	HRD05A8503 D05A8-50301	D00	Tube,cylinder R.H. 缸体(右)	1	
-	HRD05A8503 D05A8-50401	D00	Tube,cylinder L.H. 缸体(左)	1	
16	REF340214 23458-42241	00	U-ring U型密封圈	4	
17	D30A8-52091	D00	Wearing 支承环	2	
18	REF340270 63626-23071	D00	Bushing 轴套	2	
19	Q700B01	00	Fitting grease 直通式滑脂嘴	2	ZBT33001.1-88
20	B6050-00047	00	Ring,snap 挡圈47	2	GB893.1-86
21	D20B8-50211	00	Bushing 关节轴承	2	
22	B0222-14055	00	Bolt 螺栓M14X55	2	GB5782-86
23	B4123-00014	00	Nut 螺母M14	2	GB6170-86
24	B5050-00014	00	Washer,lock 垫圈14	2	GB93-87
25	HRH22A8309 H22A8-00201	D07	Pin 倾斜缸销轴	2	
26	B0530-10020	00	Bolt 螺栓M10X1.25X20	2	GB5786-86

CPC,CPCD35

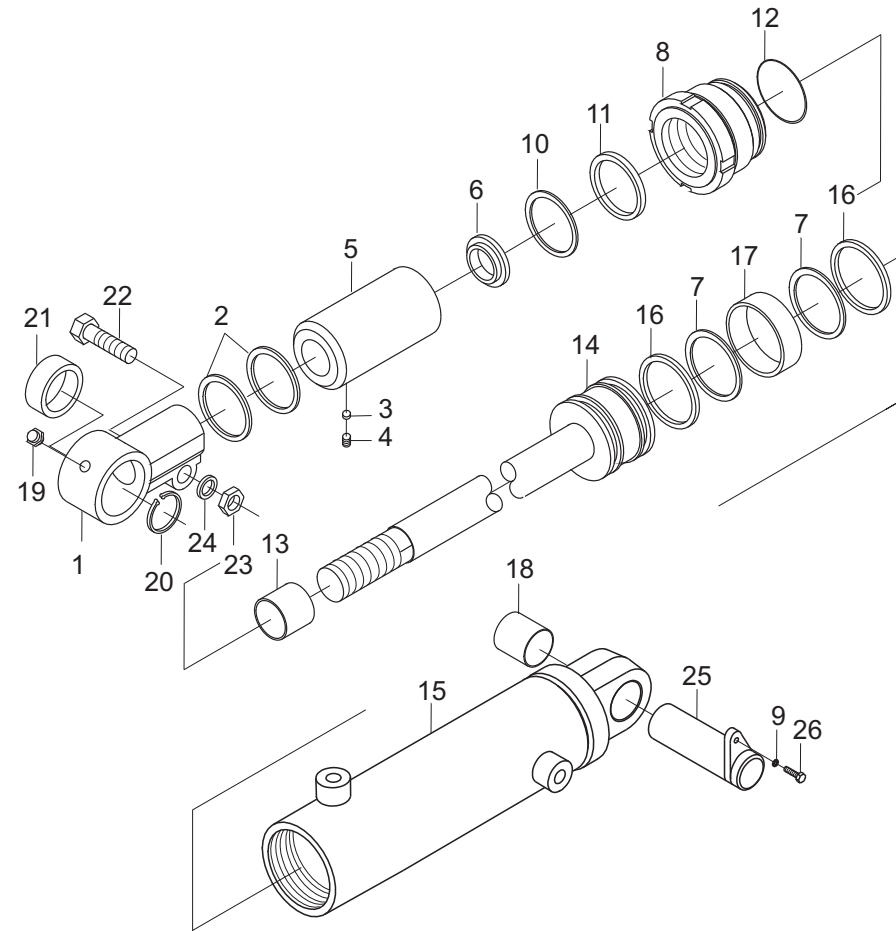


图63/FIG. 63

倾斜油缸/TILT CYLINDER

倾斜油缸选用表 TILT CYLINDER OPTIONAL PARTS			
序号 Item No	A		05
前/后倾角 Tilt angle	倾斜油缸(右) Tilt cylinder R. H.	倾斜油缸(左) Tilt cylinder L. H.	调整轴套 Spacer
6~12°	D05A8-50011	D05A8-50001	
6~6°	D05A8-50031	D05A8-50021	HRD30A8502 D30A8-52041
3~6°	D05A8-50051	D05A8-50041	HRD30A8502 D30A8-52041
3~3°	D05A8-50071	D05A8-50061	HRD30A8502 D30A8-52051
6~10°	D05A8-50091	D05A8-50081	HRD30A8502 D30A8-52061

CPC,CPCD35

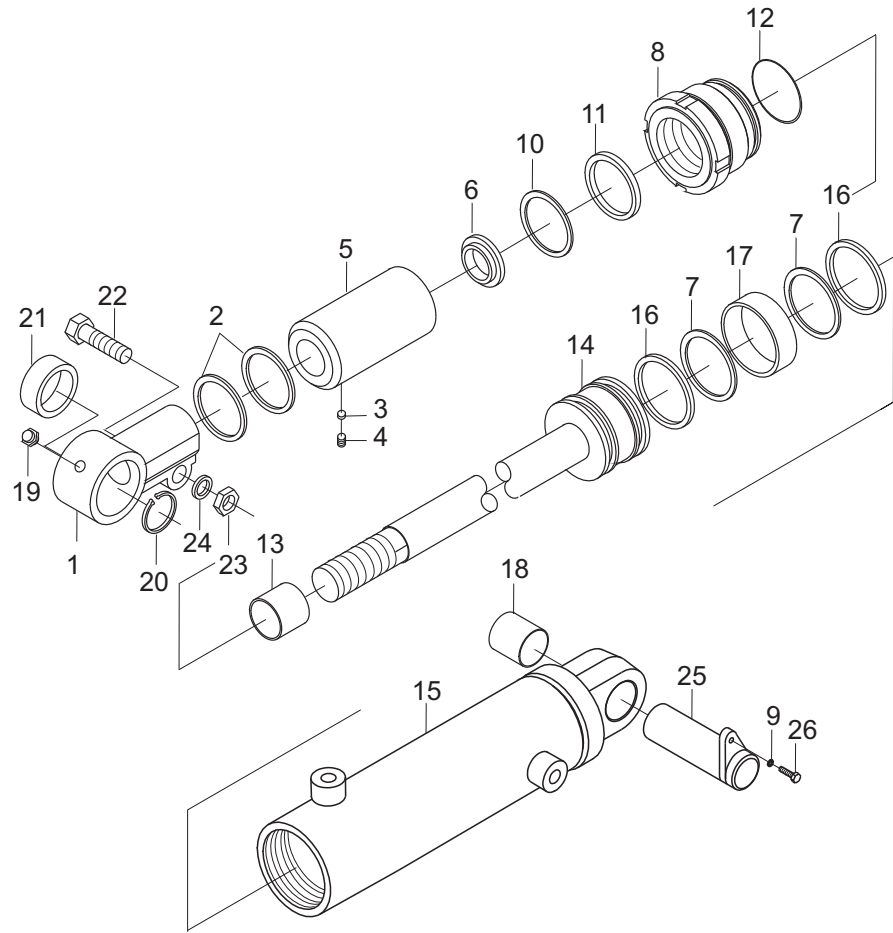




图64/FIG. 64

## 护顶架/OVERHEAD GUARD

序号 Item No	图号 Part No	版本 Edition	零部件名称 Description	件数 Q'ty	备注 Remark
A	KM915-10001	05	Overhead guard ass'y 护顶架总成	1	
01	KM915-10101	03	Overhead guard 框架总成	1	
02	A22A5-10412G	01	Handle,grip 把手总成	1	
03	B8030-06030	00	Screw 螺钉M6x30	2	GB70-85
04	AF935-12611	02	Bracket 前大灯支架(左)	1	
05	AF935-12601	03	Bracket 前大灯支架(右)	1	
06	B0330-08025	00	Bolt 螺栓M8x25	4	GB5783-86
07	B5050-00008	00	Washer,lock 垫圈8	6	GB93-87
08	A22A5-12201GXL	00	Cup 边管罩	1	
09	A22A5-12201GXR	00	Cup 边管罩	1	
10	HY255-12011	00	Cover 进气罩	1	
11	KM915-10701	03	Rear pipe R.H 后支撑杆总成(右)	1	
12	KM915-10501	03	Rear pipe L.H 后支撑杆总成(左)	1	
13	H24C5-12922	D01	Bolt 螺栓	4	
14	27354-12341	D00	Washer 垫片	4	
15	B5050-00012	00	Washer 垫圈12	8	GB93-87
16	B5210-00012	00	Washer,lock 垫圈12	8	GB96-85
17	B0530-12040	00	Bolt 螺栓M12x1.25x40	4	GB5786-86
18	B4223-00012	00	Nut 螺母M12x1.25	8	GB6171-86
19	DK649A	00	Back-mirror ass'y 倒车镜总成	2	
20	A22A0-02011	01	Bracket 倒车镜支架	2	
21	B0330-08025	00	Bolt 螺栓M8x25	2	GB5783-86
22	B4123-00008	00	Nut 螺母M8	2	GB6170-86
23	B5410-00008	00	Washer 垫圈8	2	GB97.2-85

CPC,CPCD20,25,30,35

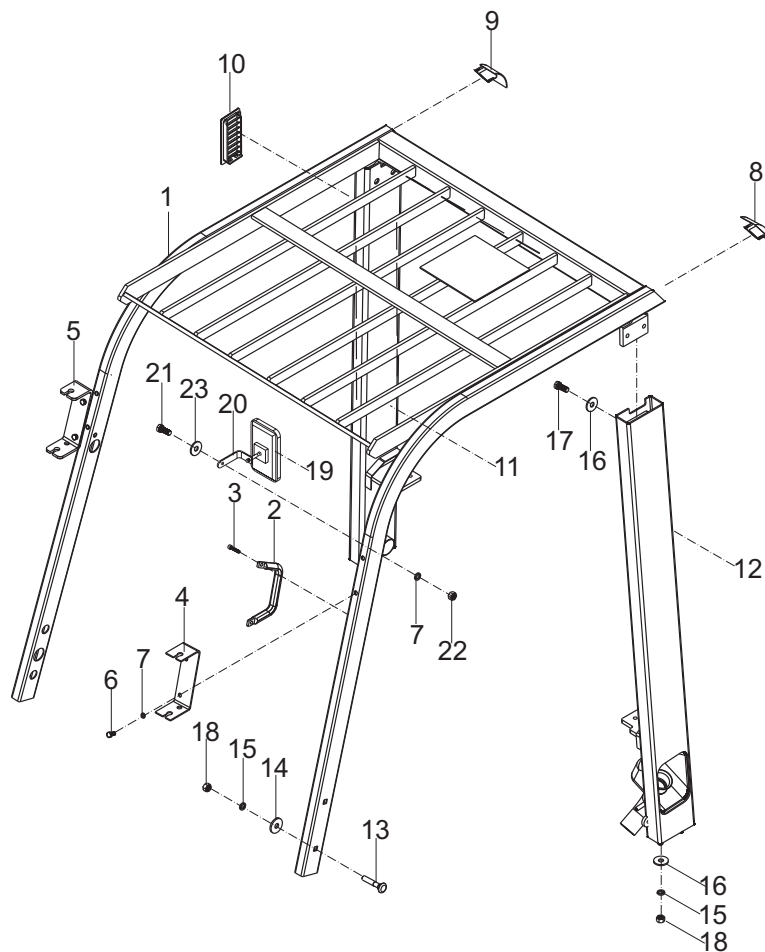


图65/FIG. 65

标牌(国内)/DECAL (HOMELAND)

序号 Item No	图号 Part No	版本 Edition	零部件名称 Description	件数 Q'ty	备注 Remark
A	KM919-10001	D12	Decal 标牌安装	1	
01	6TY10-00-193	D01	Name plate 门架实际承载能力铭牌	1	
02	B2180-04006	00	Rivet 铆钉4x6	8	GB827-86
03	6TY40-01-27	D00	Decal, safety 安全标志标牌	2	
04	6TY40-02-49	D00	Decal, lubrication chart 润滑系统图标牌	1	
05	6TY40-16-75	D00	Decal, tire pressure 轮胎气压 (2-2.5t)	1	2-2.5t
06	6TY40-16-76	D00	Decal, tire pressure 轮胎气压 (3-3.5t)	1	3-3.5t
07	6TY40-08-13	D00	Decal, tire safety 轮胎安全标牌	1	
08	6TY40-11-01	D00	Decal, HELI forklift truck 合力叉车标牌	2	
09	6TY40-03-29	D00	Deca, instruction 使用须知标牌	1	
10	6TY40-05-16	D00	Decal, adding hydraulic oil 加液压油标牌	1	
11	6TY40-00-836	D00	Decal, model 型号标牌 (2t)	2	2t
12	6TY40-00-837	D00	Decal, model K系列2.5t叉车吨位标牌	2	2.5t
13	6TY40-00-838	D00	Decal, model K系列3t叉车吨位标牌	2	3t
14	6TY40-00-839	D00	Decal, model K系列3.5t叉车吨位标牌	2	3.5t
15	6TY40-09-12	D00	Decal, antifreeze liquid 加防冻液标牌	1	
16	6TY40-07-12	D00	Decal, fan safety 风扇安全标牌	1	
17	6TY40-00-398	D00	Decal, HELI HELI 标牌	2	
18	6TY40-06-64	D00	Decal, capacity 容量标牌 (2-3.5t)	1	
19	6TY40-14-14	D00	Decal, padlok mast space 禁止进入门架后空间标牌	1	
20	6TY40-15-16	D00	Decal, notice thumb hand 注意伤手标牌	1	
21	6TY40-13-21	D00	Decal, brake 停车制动调整标牌	1	
22	6TY40-10-16	D00	Decal, crane loading 起吊标牌	2	
23	6TY10-00-86	D04	Decal 叉式装卸车铭牌(中英文对照)	1	
24	6TY40-34-12	D00	Decal, no washing 严禁冲水标牌	1	
25	6TY40-108-01	D00	Decal, shock absorber safety lock 气弹簧安全锁标识	1	
26	6TY40-04-14	D00	Decal, fuel 加燃油标牌	1	
27	6TY40-00-857	D00	Decal, model K系列型号标牌	2	
28	6TY40-26-06	D00	Decal, caution 铝制水箱警告标牌	1	
29	6TY40-20-08	D00	Decal, Battery maintenance 蓄电池使用保养注意事项标牌	1	

CPC, CPCD20, 25, 30, 35

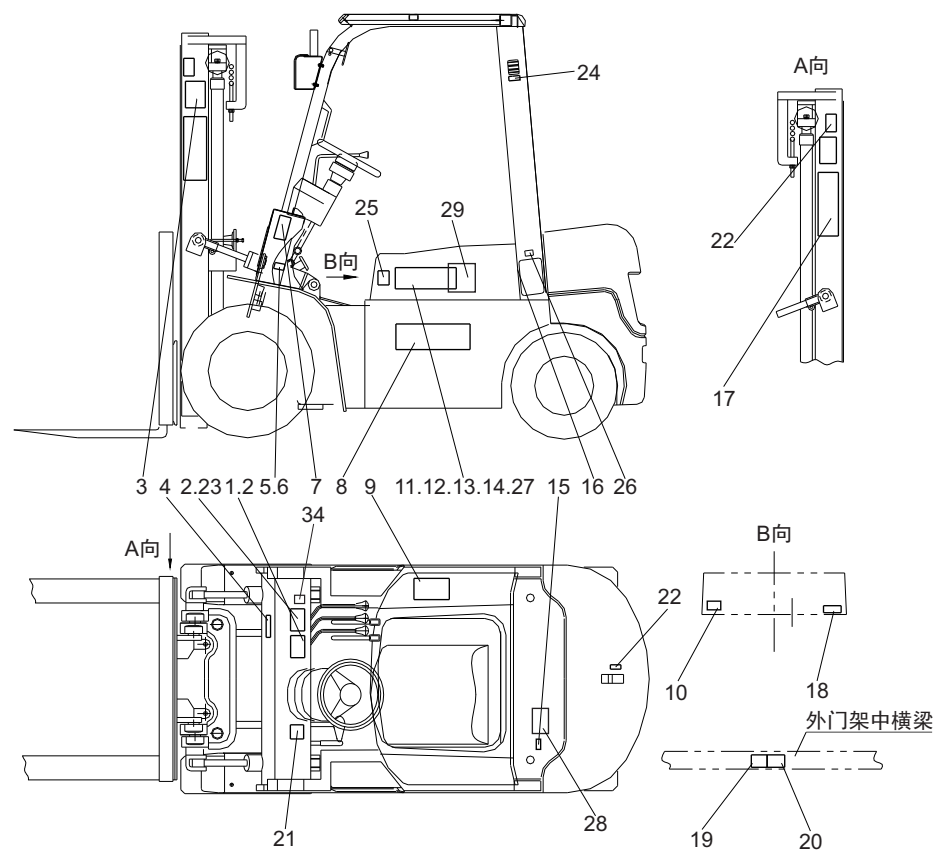


图65/FIG. 65

标牌(国内)/DECAL (HOMELAND)

CPC, CPCD20, 25, 30, 35

序号 Item No	图号 Part No	版本 Edition	零部件名称 Description	件数 Q'ty	备注 Remark
30	6TY20-00-453	D00	Decal, capacity chart 负载曲线图标牌 (2t)	1	2t
31	6TY20-00-454	D00	Decal, capacity chart 负载曲线图标牌 (2.5t)	1	2.5t
32	6TY20-00-455	D00	Decal, capacity chart 负载曲线图标牌 (3t)	1	3t
33	6TY20-00-456	D00	Decal, capacity chart 负载曲线图标牌 (3.5t)	1	3.5t
34	6TY40-176-01	D00	HELI, WeChat "合力叉车" 微信二维码标贴 QR code sticker	1	

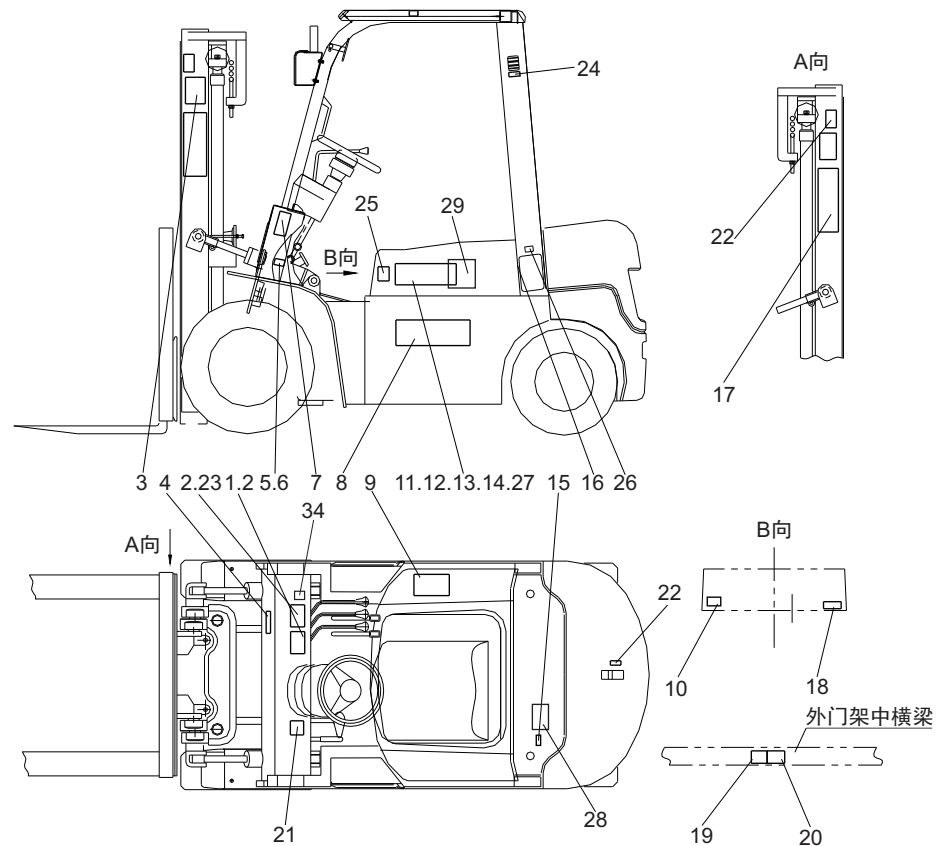
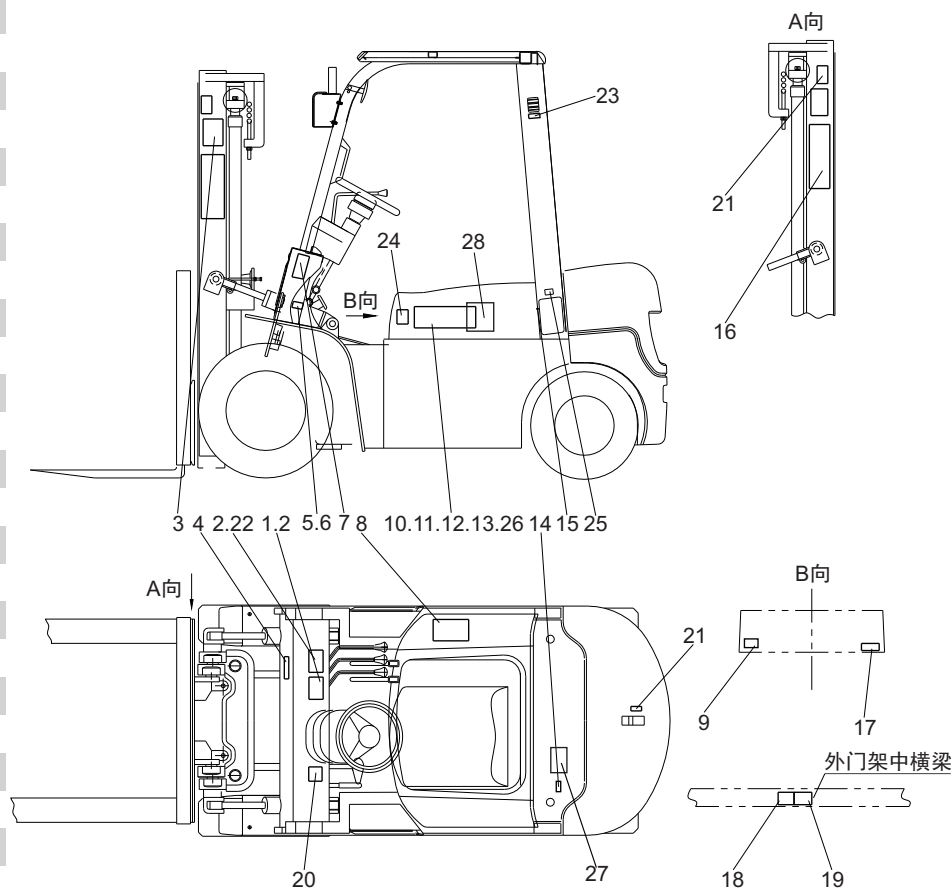


图66/FIG. 66

标牌(国外)/DECAL (OVERSEAS)

序号 Item No	图号 Part No	版本 Edition	零部件名称 Description	件数 Q'ty	备注 Remark
A	KM919-10011	D04	Decal 标牌安装	1	
01	6TY10-00-195	D01	Name plate 门架实际承载能力铭牌	1	
02	B2180-04006	00	Rivet 铆钉4x6	8	GB827-86
03	6TY40-01-30	D00	Decal, safety 安全标志标牌	2	
04	6TY40-02-55	D00	Decal, lubrication chart 润滑系统图标牌	1	
05	6TY40-16-115	D00	Decal, tire pressure 轮胎气压(2-2.5t)	1	2-2.5t
06	6TY40-16-116	D00	Decal, tire pressure 轮胎气压(3-3.5t)	1	3-3.5t
07	6TY40-08-21	D00	Decal, tire safety 轮胎安全标牌	1	
08	6TY40-03-38	D00	Deca, instruction 使用须知标牌	1	
09	6TY40-05-21	D00	Decal, adding hydraulic oil 加液压油标牌	1	
10	6TY40-00-836	D00	Decal, model 型号标牌(2t)	2	2t
11	6TY40-00-837	D00	Decal, model K系列2.5t叉车吨位标牌	2	2.5t
12	6TY40-00-838	D00	Decal, model K系列3t叉车吨位标牌	2	3t
13	6TY40-00-839	D00	Decal, model K系列3.5t叉车吨位标牌	2	3.5t
14	6TY40-09-16	D00	Decal, antifreeze liquid 加防冻液标牌	1	
15	6TY40-07-15	D00	Decal, fan safety 风扇安全标牌	1	
16	6TY40-00-398	D00	Decal, HELI HELI 标牌	2	
17	6TY40-06-110	D00	Decal, capacity 容量标牌(2-3.5t)	1	
18	6TY40-14-16	D00	Decal, padlok mast space 禁止进入门架后空间标牌	1	
19	6TY40-15-18	D00	Decal, notice thumb hand 注意伤手标牌	1	
20	6TY40-13-25	D00	Decal, brake 停车制动调整标牌	1	
21	6TY40-10-20	D00	Decal, crane loading 起吊标牌	2	
22	6TY10-00-87	D03	Decal 叉式装卸车铭牌(全英文)	1	
23	6TY40-34-14	D00	Decal, no washing 严禁冲水标牌	1	
24	6TY40-108-01	D00	Decal, shock absorber safety lock 气弹簧安全锁标识	1	
25	6TY40-04-21	D00	Decal, fuel 加燃油标牌	1	
26	6TY40-00-857	D00	Decal, model K系列型号标牌	2	
27	6TY40-26-07	D00	Decal, caution 铝制水箱警告标牌	1	
28	6TY40-20-09	D00	Decal, Battery maintenance 蓄电池使用保养注意事项标牌	1	
29	6TY20-00-575	D00	Decal, capacity chart 负载曲线图标牌(2t)	1	2t

CPC, CPCD20, 25, 30, 35





**HELI**  
中国合力 提升未来

地 址：中国合肥经开区方兴大道668号  
电 话：(86 551) 63689000  
传 真：(86 551) 63689666  
网 址：<http://www.helichina.com>

L312-7:2015

ADD:NO.668 Fangxing Street,Economical  
Development Zone,Hefei ,P.R.China  
TEL:(86 551) 63689000  
FAX:(86 551) 63689666  
WEBSITE:<http://www.helichina.com>

全国统一免费服务热线  
FREE SERVICE HOTLINE  
**4001 600 761**

设计印刷：合力印务  
heli copyright

01077-7121