

パーツカタログのご使用について / How to use Parts Catalog

1. このパーツカタログには、収録型式一覧表に記載されているエンジン型式の補修用部品を収録してあります。
2. このパーツカタログには、2003年2月現在の品番情報を収録してあります。
3. いすゞエンジンの整備には「いすゞ純正部品」をご使用ください。

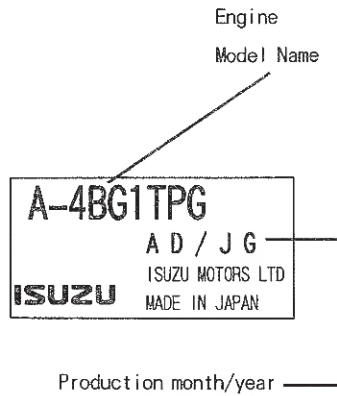
1. This parts catalog contains the service parts information for the engine models listed on the "Engine Models Table".
2. This parts catalog contains the service parts information as of February, 2003. The part numbers are subject to change without notice.
3. In order to maintain the high quality of Isuzu engines, use of Genuine Isuzu Parts is recommended wherever and whenever service, maintenance or repairs are required.

目 次 / Contents

1	品番検索の手順	How to search for the Part Number	P-2
2	エンジン外観	Engine Models (Photograph)	P-4
3	収録型式一覧表	Engine Models Table	P-5
4	IDプレートの見方	How to refer to ID Plate	P-9
5	パーツカタログの見方	How to refer to the Parts Catalog	P-10
6	略語表	Abbreviation List	P-16
	部品名称順索引	Alphabetical Index	P-1 ~ P-10
	FIG NO. 索引	Fig No. Index	P-1 ~ P-3
	イラスト索引	Illustration Index	P-1 ~ P-17
	イラスト・テキスト編	Illustration and Text	P-1 ~ P-230
	部品番号順索引	Numerical Index	P-1 ~ P-14

1 How to search for the Part Number

◎ ID Plate information
 (Installation: Refer to "4 How to refer to ID Plate")



(Engine Model Name, Production Month/Year)

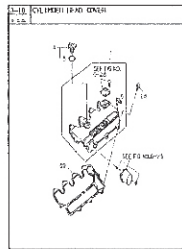
Check the Part

- Type of Part
- Place where the part is installed

(Part Name)

Catalog

Illustration Text



PART NAME		QTY	UNIT	REMARKS
1	CYLINDER HEAD COVER	1	PC	
2
3
4
5
6
7
8
9
10

Illustration Index

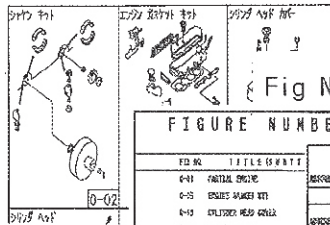



Fig No. Index

FIG. NO.	TITLE (SYMBOL)	ALPHABETICAL INDEX			
		REMARKS (REV. - REVISION)	FIG. NO. PAGE	PART NAME	FIG. NO. PAGE
0-11	FABRICAL ENGINE				
0-15	ENGINE MOUNTING KIT				
0-16	CYLINDER HEAD COVER				
0-17	CYLINDER HEAD				
0-18	CYLINDER BLOCK				
0-19	CRANK SHAFT AND LOWER END				

2 エンジン外観 / Engine Models [Photograph]



4JG1/4JG2

3 Engine Models Table

△ ; DISCONTINUED TYPE ENGINE

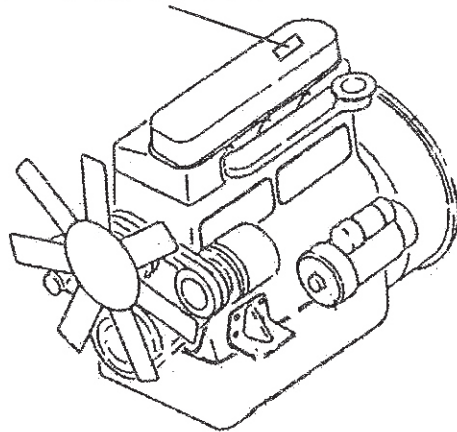
ENGINE TYPE		4 J G 1																			
		PH	PH01	PH02	PH03	PV	PV01	PA	PA01	PA02	PAW02	PAW03	PBW	PYA	TPA	TPD	TPD01	TPH	TPN	TPW01	
YEAR	1993-																				
	1994-																				
	1995-																				
	1996-																				
	1997-																				
	1998-																				
	1999-		○			○		○													
	2000-			○	○		○				○	○							○	○	○
	2001-								○					○			○	○			
	2002-				○					○				○		○					
	CUSTOMERS	DENYO															○	○			
		TAKEUCHI														○					
KATO INDUSTRY										○											
JCB-HP											○										
HITACHI CONSTRUCTION MACHINERY		○	○	○	○													○			
JCB-CP												○	○								
OHARA IRON INDUSTRY																		○			
GILCREST																			○		
IHI CONSTRUCTION MACHINERY									○												
SUMITOMO CONSTRUCTION MACHINERY									○												
FIVE STAR							○														
ATMI						○															
APPLICATION	MINI SHOVEL EX 75UR																				
	EXCAVATOR ZX75US/EX75US-7																				
	EXCAVATOR ZX70																				
	EXCAVATOR ZX75UR/ZK75US-A																				
	GENERATOR																				
	ROAD SWEEPER																				
	EXCAVATOR 70Z																				
	EXCAVATOR																				
	EXCAVATOR																				
	EXCAVATOR JS70																				
	EXCAVATOR 806																				
	EXCAVATOR 806																				
EXCAVATOR SK60SR/75UR																					
CRAWLER CARRIER																					
GENERATOR DCA-45USI																					
GENERATOR DCA-45ESI																					
EXCAVATOR ZX70																					
MACADAM ROLLER CS1Z																					

△ ; DISCONTINUED TYPE ENGINE

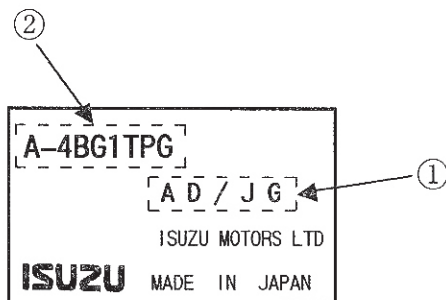
ENGINE TYPE		4 J G 2																							
		P D	P D 0 1	P E	P E 0 1	P F	P G	P J	P J 0 1	P J 0 2	P J 0 3	P J 0 4	P J 0 5	P J 0 6	P J 0 7	P J 0 8	P J 0 9	P J 1 0	P K L	P L	P L 0 1	P S	P Z		
YEAR	1993-																								
	1994-																								
	1995-																								
	1996-																								
	1997-																								
	1998-																								
	1999-																								
	2000-																								
	2001-																								
	2002-																								
	CUSTOMERS	TCM																							
		KOMATSU																							
TAIWAN																									
HYSTER																									
UTE																									
HALLA																									
FURUKAWA																									
IGM																									
SHINKOUDENKI																									
DENYO																									
APPLICATION	GENERATOR DCA36SP12																								
	MARINE GENERATOR SET																								
	FORK LIFT																								
	FORK LIFT																								
	BULLDOZER FD40																								
	FORK LIFT FHD20~30																								
	FORK LIFT FHD20~30																								
	FORK LIFT FHD30~36																								
	FORK LIFT FHD20~30																								
	FORK LIFT FHD20~30																								
	FORK LIFT FHD20~30																								
	FORK LIFT FHD20~30																								
FORK LIFT FHD20~30																									
FORK LIFT FHD20~30																									
FORK LIFT FHD20~30																									
FORK LIFT FHD20~30(EC)																									
FORK LIFT FHD20~30(EC)																									
FORK LIFT SF20~30																									
FORK LIFT																									
FORK LIFT FHD25~30																									
FORK LIFT FHD25~30																									
S.S.L 610																									
SIDE FORK LIFT FD630																									

4 IDプレートの見方 / How to refer to ID Plate

IDプレート / ID Plate



パーツカタログ / Parts Catalog



0-15 A		CRANKSHAFT, PISTON AND FLYWHEEL																												
FIG-NO.																														
KEY NO.	PART NAME	4BG1																												
		APPLIED DATE	L	R	Q	T	U	V	W	X	Y	Z	A	B	C	D	E	F	G	H	I	J	K	L	M	N	O	P	Remarks	
1	CRANKSHAFT 894375-1610 894365-7450 894339-8950	8911- 8911- 8911-		A																										
7	METAL KIT: CRANKSHAFT, STANDARD 894117-0322 894117-0322 897071-8610	8911- 8911-9603 9604-		A																										
12	FLYWHEEL 894321-1292 112330-3620 894406-7542 512330-0613 897105-9891 894149-6930 512330-2192 897046-1810 897135-0370 897046-1810	8911- 8911- 8911- 8911- 8911- 8911- 8911- 8911- 8911- 8911-9707 9709-		A																										
15	BUSHING: TAPER, CR/SHF PULLEY 512379-0141	8911-		A																										

① 完成年月：IDプレートはアルファベット、パーツカタログ上は西暦で表示してあります。

(例) AD / JG → 03月 / 96年

② エンジン型式名称：個別の型式名称が表示されます。

(例1) A-4BG1TPG → TPG

(例2) UF4BG1TPG → TPG (UF)

① Applid Date: Indicated in alphabetical character on the ID Plate.

(A=0, B=1, C=2, D=3, etc.).

For example:

March '96 AD / JG (Month/Year)

| | | |

0 3 / 96

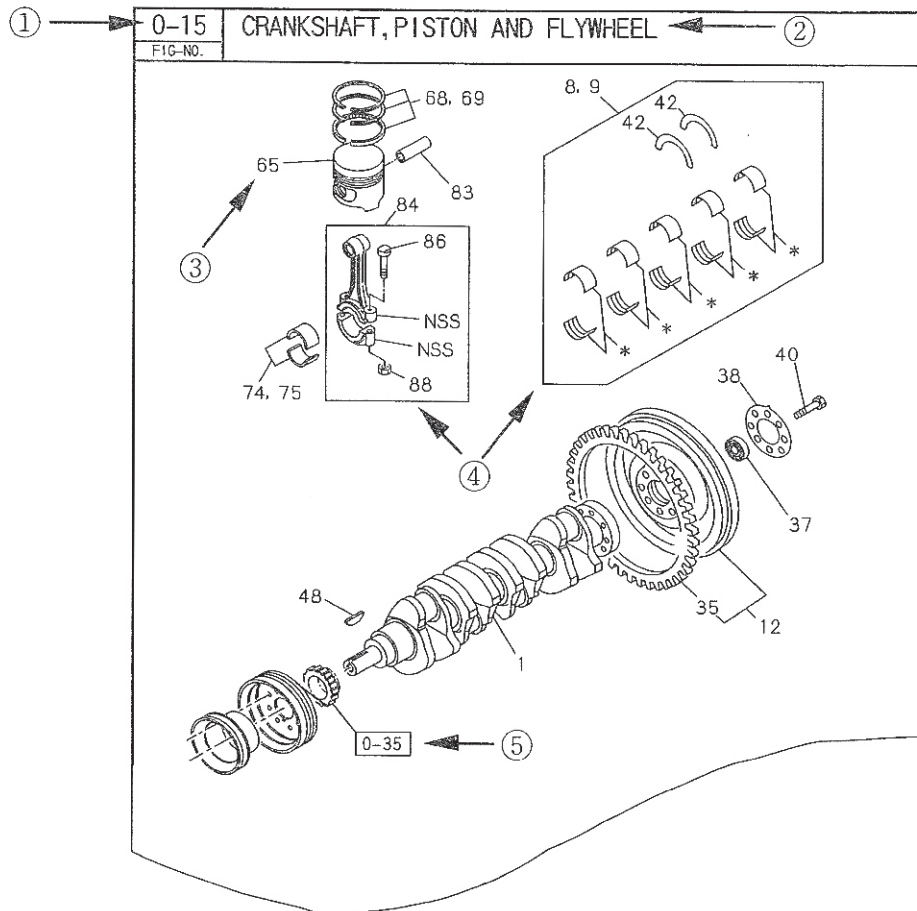
② Engine Model Name: Individual model is indicated.

For example 1: A-4BG1TPG → TPG

For example 2: UF4BG1TPG → TPG(UF)

5 How to refer to the Parts Catalog

1. How to interpret the Illustration



① FIG NO.

A 3-digit (X-XX) Figure Number has been assigned to every section/illustration of the catalog.

The first digit of the Figure Number identifies the primary catalog section.

And the second and third digits identify the subsections.

EXAMPLE: 0-15 = Engine (0); Crankshaft, Piston and Flywheel (15).

If the chapter contains more than one section, each section is identified with an alphabetical character.

EXAMPLE: 0-15A, 0-15B, 0-15C, etc.

② ILLUSTRATION TITLE

The first line of the title contains a generic name(s) for the item(s) illustrated.

The second line of the title identifies the specific application; i.e. engine model, type of transmission, etc.

③ KEY NUMBER

The Key Number connects the illustrated part to the appropriate text.

Items identified with a "NSS" (Not Serviced Separately) are not available individually, however, they may be available as part of an assembly.

④ ASSEMBLIES, KITS, SETS AND THEIR COMPONENTS

Assemblies, Kits and/or Sets are shown within a frame/box. Also shown within the frame/box are any components included with the assembly, Kit or Set.

EXAMPLE: Key No. 84 includes Key nos. 85,86 and the connecting Rod and Cap which are notsupplied individually.

EXAMPLE: Key No. 7 includes Key no. 42 and those items identified with no key number.

Items identified with no key number may only be available in an assembly, Kit or Set.

⑤ SEE FIG NO.

Items shown as a point of reference are not identified with a Key Number. These items are shown because of the way they fit within the illustration. They are described in more detail in another section of the Catalog.

The applicable catalog section is shown next to the illustration.

2. How to interpret the Text

There are two different styles of text. One is used to identify general parts and the other identifies the components of a particular assembly.

(General Parts)

(Component parts for a particular ASM)

<List of the particular assembly>

DESCRIPTION	COMPONENTS			ASSEMBLY PART			
	FIG NO.	FIG NO.	KEY NO.	DESCRIPTION	COMPONENTS	ASSEMBLY PART	
					FIG NO.	FIG NO.	KEY NO.
TURBOCHARGER	037	036	1	BOOST COMPENSATOR	082	040	1
STARTER	065	060	1	ANEROID COMPENSATOR	083	040	1
GENERATOR	066	060	2	FEED PUMP	084	040	1
INJECTION PUMP	080	040	1	AUTO TIMER	085	040	1
GOVERNOR	081	040	1	POWER STEERING OIL PUMP	442	436	1

① FIG NO.

Already explained on a previous page.

In the same Fig no., when more than 50 engine models or assembly part numbers exist, new texts with new Fig no. with alphabetical suffix as shown below is newly added.

(Number of column is limited under 50 items) However, illustration is not newly added.

(Fig no. for text: 0-10A,0-10B -----)

② TITLE

Already explained on a previous page.

③ KEY NUMBER

The combination of the Figure Number and Key Number identifies a particular part.

For example, Figure Number 0-10 and Key Number 1 combines to identify "COVER: HEAD".

This combination of the Figure Number and Key Number (i.e. 0-10-1) will be used to identify the "COVER: HEAD" in all parts catalogs. Key Numbers, therefore, may not be listed consecutively.

6 略語表 / Abbreviation List

略語 ABBREVIATIONS	語源 DEFINITION	略語 ABBREVIATIONS	語源 DEFINITION
A	AMPERE	KOYO	KOYO SEIKO CO.
ACCEL	ACCELATOR	KW	KILOWATT
ACL	AIR CLEANER	L	LITER
ADJ	ADJUSTER	L1=	LENGTH (VERTICAL)
AL	ALUMINUM	L2=	LENGTH (SIDE)
A/R	AS REQUIRED	L=	LENGTH
ASM	ASSEMBLY	LH	LEFT HAND
AUTO	AUTOMATIC	LK	LOCK
B=	BREADTH	LVR	LEVER
BRG	BEARING	LWR	LOWER
BRK	BRAKE	MAN	MANUAL
BRKT	BRACKET	MANIF	MANIFOLD
CAC	CHARGE AIR COOLER	MTG	MOUNTING
C/BL	CYLINDER BLOCK	M/T	MANUAL TRANSMISSION
CLU	CLUTCH	MM	MILLIMETER
CMPR	COMPRESSOR	NACHI	FUJIKOSHI CO.
COMB	COMBINATION	NGK	NIHON TOKUSHU TOGYO CO.
COMPL	COMPLETE	NO.	NUMBER
CONN	CONNECTING	NOK	NOK CO.
CONT	CONTROL	NOS	NIHON OIL SEAL CO.
CVR	COVER	NPN	NO PART NUMBER
CYL	CYLINDER	NPR	NIPPON PISTON RING CO.
D=	DIAMETER	NSG	NIPPON SHEET GLASS CO.
DC	DIRECT CURRENT	NSS	NOT SERVICED SEPARATELY
DIAPH	DIAPHRAGM	NSK	NIHON SEIKO CO.
DIFF	DIFFERENTIAL	NTN	TOYO BEARING CO.
EGR	EXHAUST GAS RECIRCULATION	OD	OUTSIDE DIAMETER
ENG	ENGINE	OPT	OPTION
EXC	EXCEPT	OVS1	OVERSIZE
EXH	EXHAUST	PCV	POSITIVE CRANK CASE VENTILATION
E #	ENGINE NUMBER	PL	PLAIN
EXP	EXPORT	PRE-CHAMBER	PRECOMBUSTION CHAMBER
FIG NO.	FIGURE NUMBER	PROP	PROPELLER
FLEX	FLEXIBLE	P/S	POWER STEERING
FRT	FRONT	PTO	POWER TAKE OFF
FWD	FORWARD	QOS	QUICK ON START
G	GRAM	QTY	QUANTITY
GEN	GENERATOR	QUAD	QUADRANT
GOV	GOVERNOR	RAD	RADIATOR
GRD=	GRADE	REG	REGULATOR
G/RATIO	GEAR RATIO	RET	RETAINER
H=	HEIGH	REV	REVERSE
HD	HEAD	RH	RIGHT HAND
HEX	HEXAGON	RR	REAR
HSG	HOUSING	RWD	REARWARD
ID=	INSIDE DIAMETER	SPD	SPEED
IGN	IGNITION	SPR	SPRING
INCL	INCLUDING	STD	STANDARD
INJ	INJECTION	SW	SWITCH
INL	INLET	SYN	SYNCHRONIZER
ISC	IDLE SPEED CONTROL	T=	THICKNESS
JBK	JIDOSHA BUHIN KOGYO CO.	TAP	TAPPING
KG	KILOGRAM	TC	TURBOCHARGER
KM/H	KILOMETER PER HOUR		

略語 ABBREVIATIONS	語源 DEFINITION	略語 ABBREVIATIONS	語源 DEFINITION
TICS	TIMING INJECTION CONTROL SYSTEM		
TEMP	TEMPERATURE		
TRANS	TRANSMISSION		
UNSI	UNDER SIZE		
UPR	UPPER		
V	VOLT		
VAC	VACUUM		
VLV	VALVE		
W	WATT		
W/	WITH		
WO/	WITHOUT		
Z=	TEETH		
ZN	ZINC		
&	AND		
”	INCH		
#	NUMBER		
1ST	FIRST		
2ND	SECOND		
3RD	THIRD		
4TH	FOURTH		
5TH	FIFTH		
6TH	SIXTH		
7TH	SEVENTH		
8TH	EIGHTH		
9TH	NINTH		

FIGURE NUMBER INDEX

FIGURE NUMBER INDEX

FIG NO.	TITLE (SUBTITLE)	PAGE
005	ENGINE GASKET KIT	2
010	CYLINDER HEAD COVER	4
011	CYLINDER HEAD	6
012	CYLINDER BLOCK	10
013	OIL PAN AND LEVEL GAUGE	18
014	CAMSHAFT AND VALVE	26
015	CRANKSHAFT, PISTON AND FLYWHEEL	32
020	TIMING GEAR CASE AND FLYWHEEL HOUSING	38
022	ENGINE MOUNTING	48
025	INLET MANIFOLD	52
027	EXHAUST MANIFOLD	56
028	VENTILATION SYSTEM	60
030	WATER PUMP AND CORROSION RESISTOR	64
031	THERMOSTAT AND HOUSING	68
032	WATER PIPING; ENGINE	72
033	FAN AND FAN BELT	76
036	TURBOCHARGER SYSTEM	82
040	FUEL INJECTION SYSTEM	84
041	FUEL FILTER AND BRACKET	102
042	FUEL PUMP AND PIPE	108
050	OIL COOLER AND OIL FILTER	112
051	OIL PUMP AND OIL STRAINER	120
052	OIL AND VACUUM PIPING; ENGINE	122
060	ENGINE ELECTRICAL CONTROL PARTS	128
061	BATTERY AND BATTERY CABLE	134
065	STARTER	136
066	GENERATOR	144
080	INJECTION PUMP	154
081	GOVERNOR; INJECTION PUMP	168
084	FEED PUMP; INJECTION PUMP	184
085	AUTO TIMER; INJECTION PUMP	190
086	MISCELLANEOUS PARTS; INJECTION PUMP	194
087	COUPLING; INJECTION PUMP	196

FIGURE NUMBER INDEX

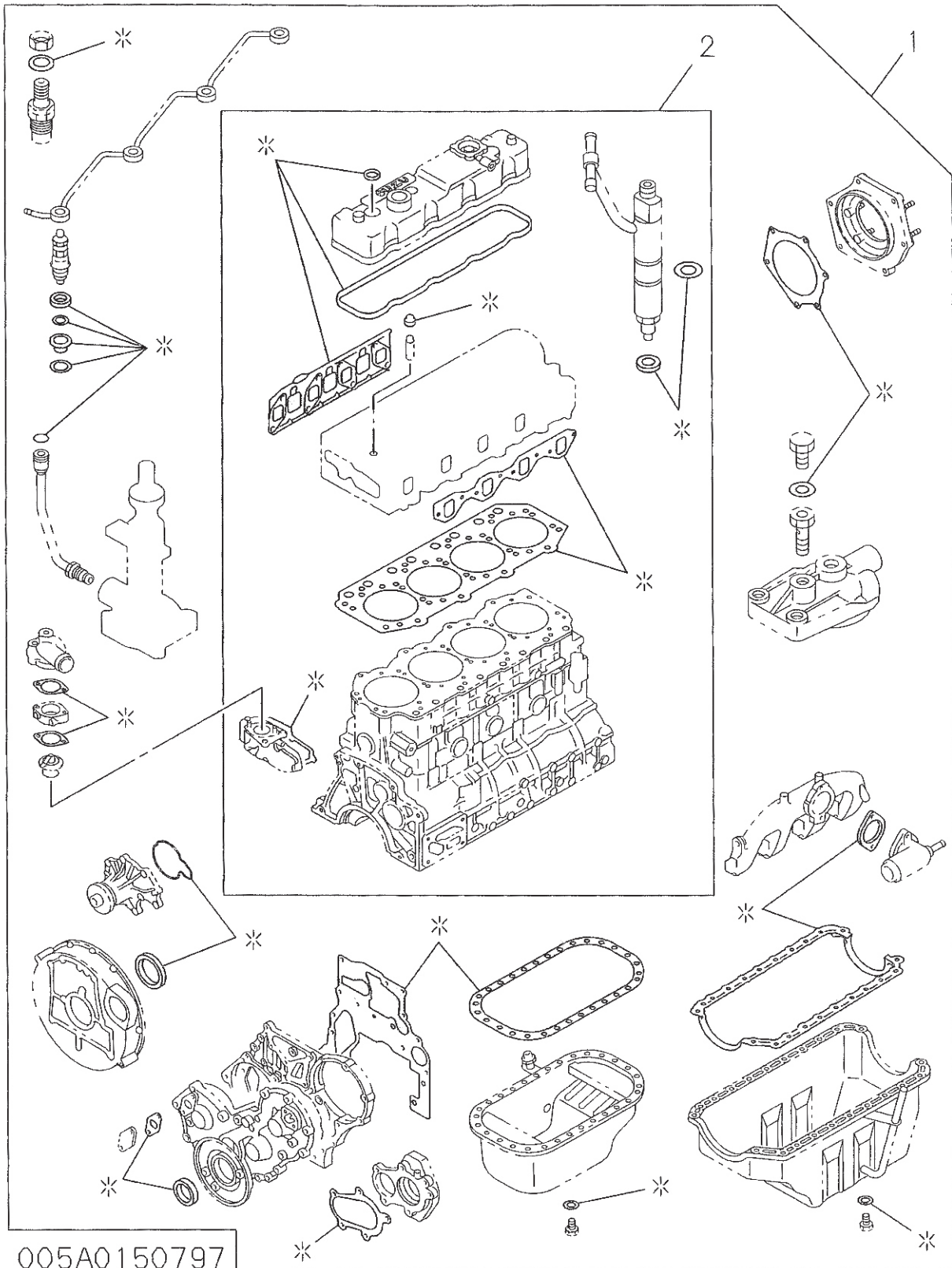
FIG NO.	TITLE (SUBTITLE)	PAGE
110	RADIATOR	200
111	RADIATOR HOSE AND SUB TANK	202
130	AIR CLEANER	204
140	FUEL TANK	206
141	FUEL PIPING; CHASSIS	208
145	WATER SEDIMENTER; FUEL	210
150	EXHAUST PIPE AND SILENCER	214
201	CLUTCH	218
810	WIRING HARNESS AND FUSE	222
825	SWITCH AND RELAY; INSTRUMENT PANEL	224
826	ELECTRICAL CONTROL AND OTHER PARTS	226
850	AIR CONDITIONING SYSTEM; FRONT	228

O

0-05

ENGINE GASKET KIT

FIG-NO.

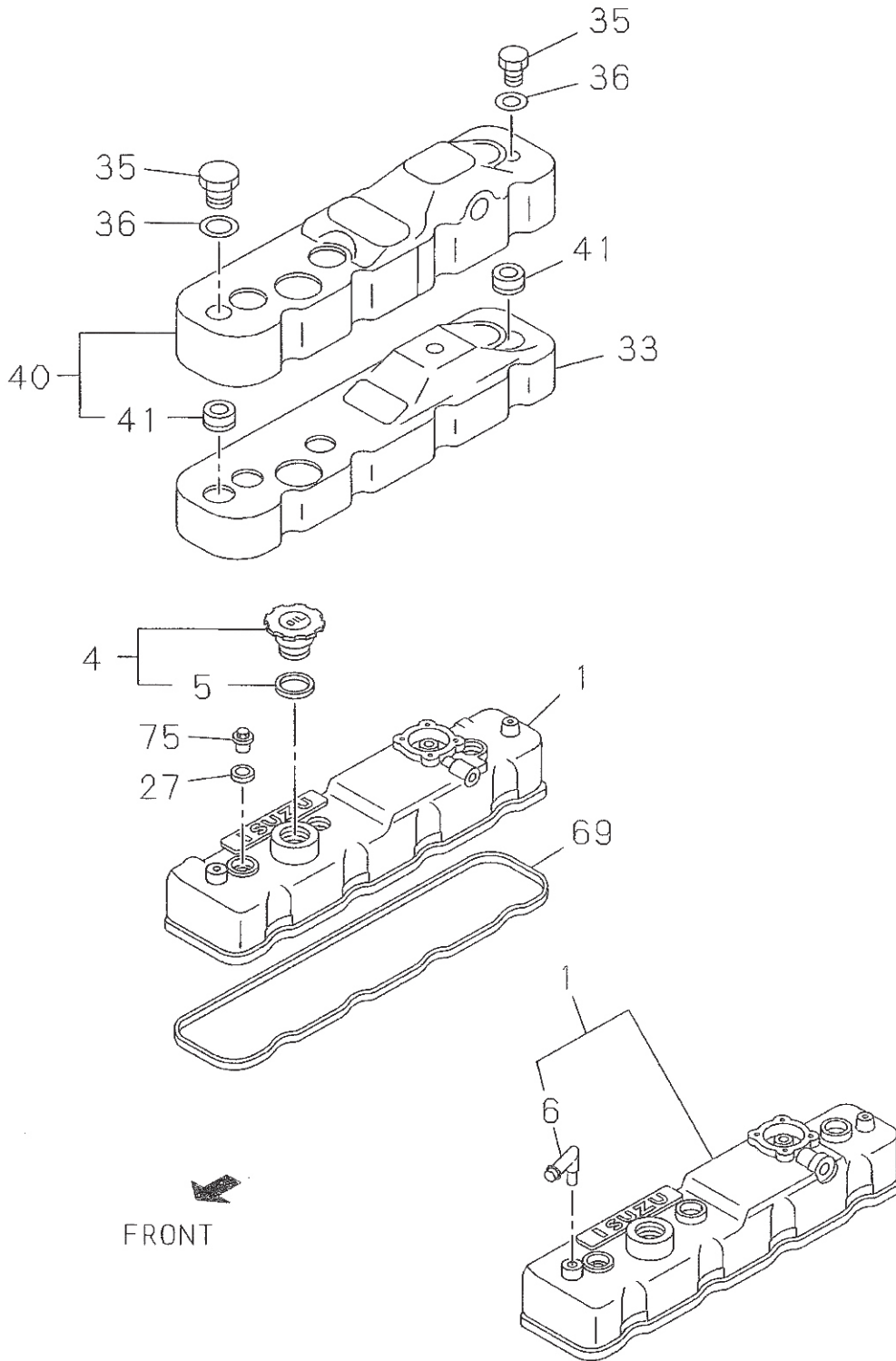


005A0150797

0-10

CYLINDER HEAD COVER

FIG-NO.

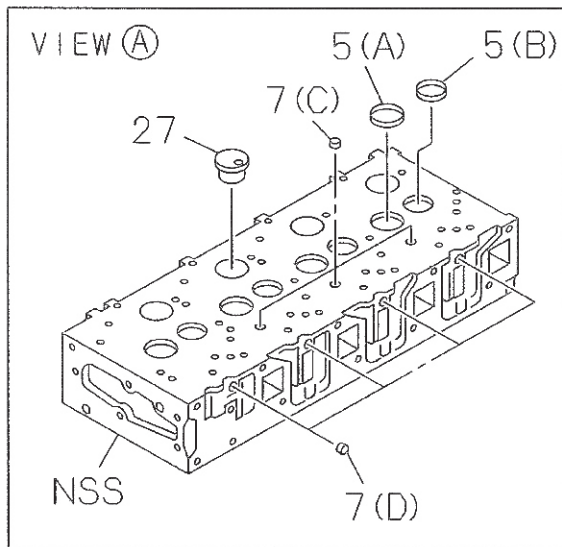
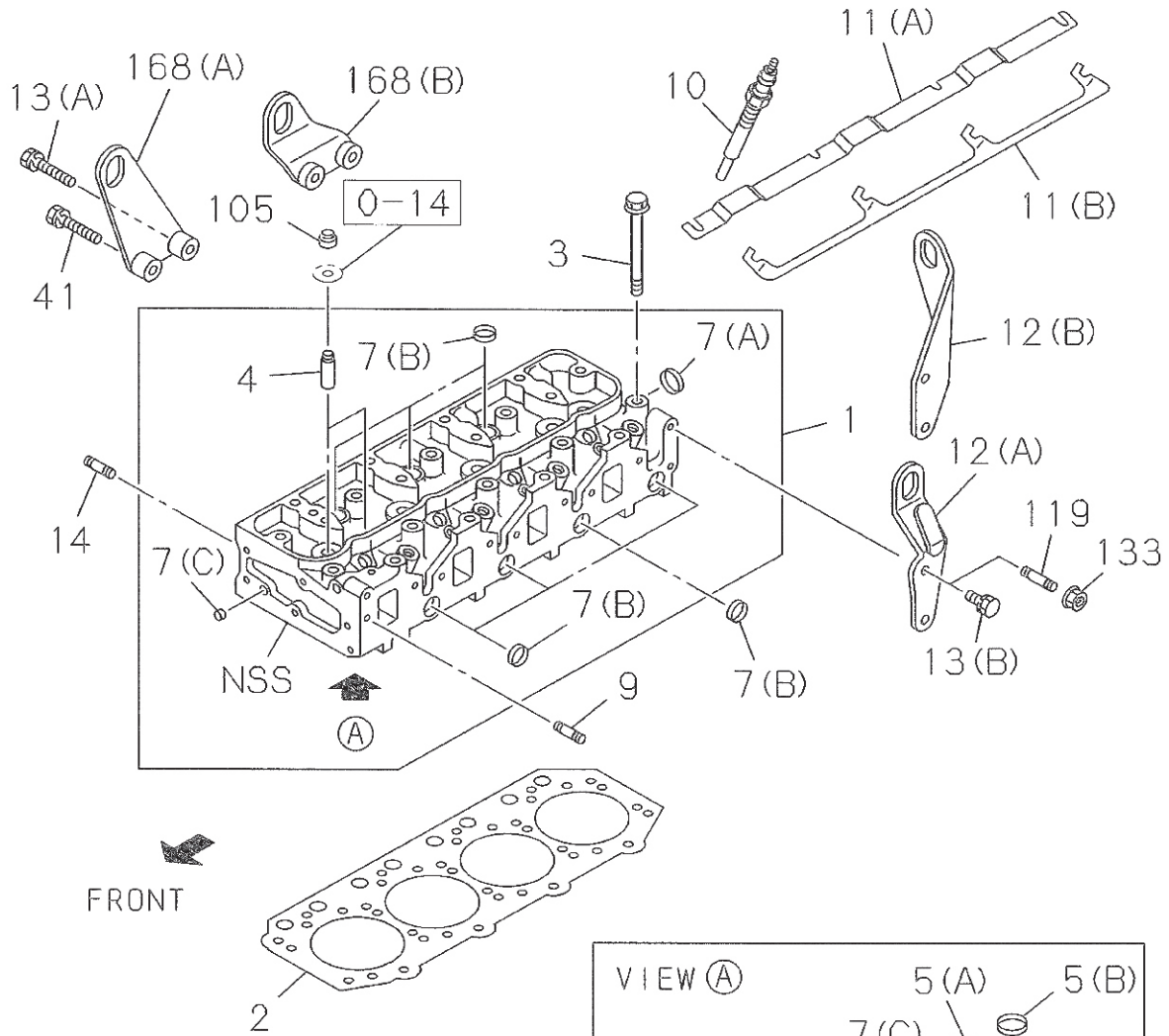


010A0150797

0-11

CYLINDER HEAD

FIG-NO.



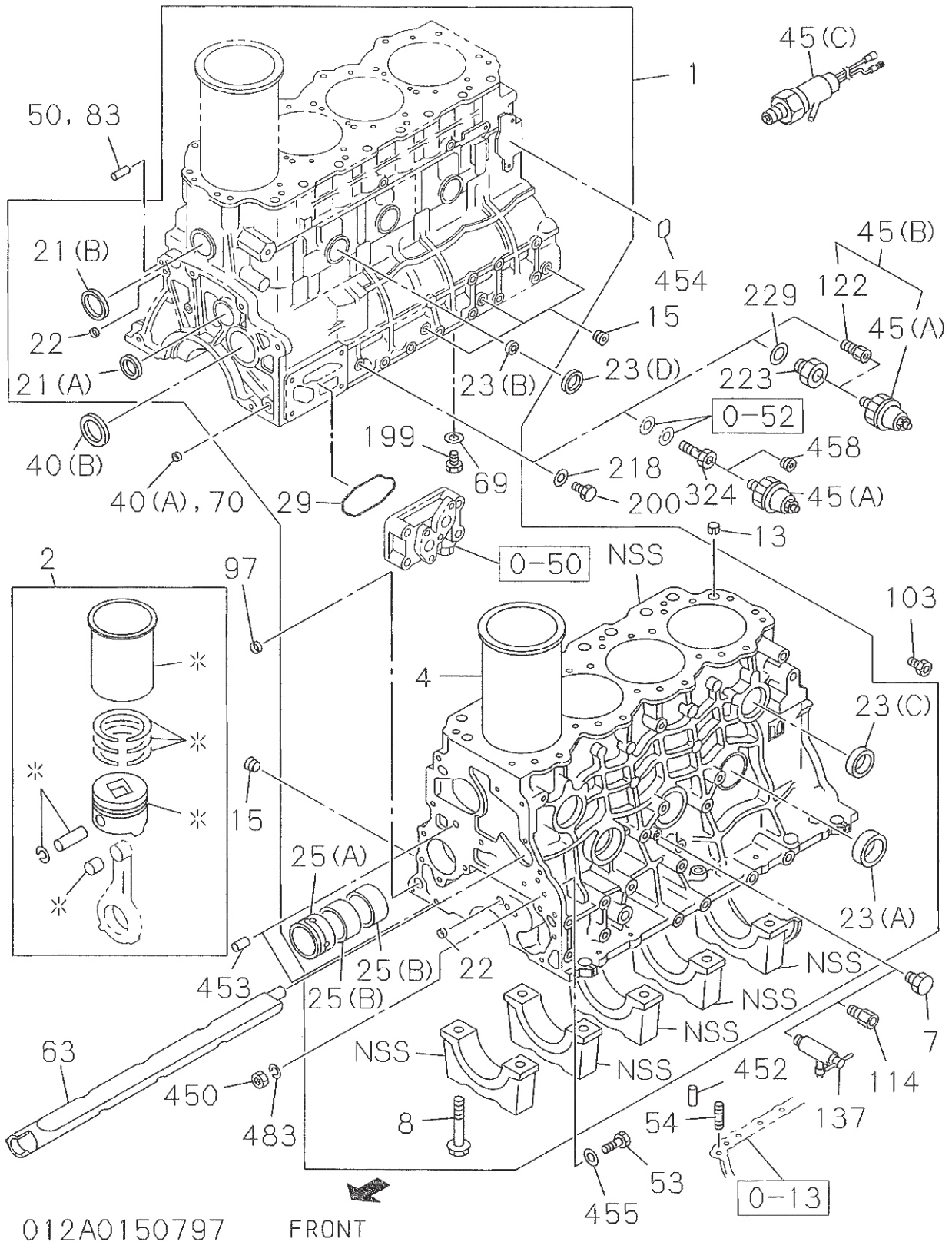
011A0150797

0-12

CYLINDER BLOCK

FIG-NO.

(NO.1)

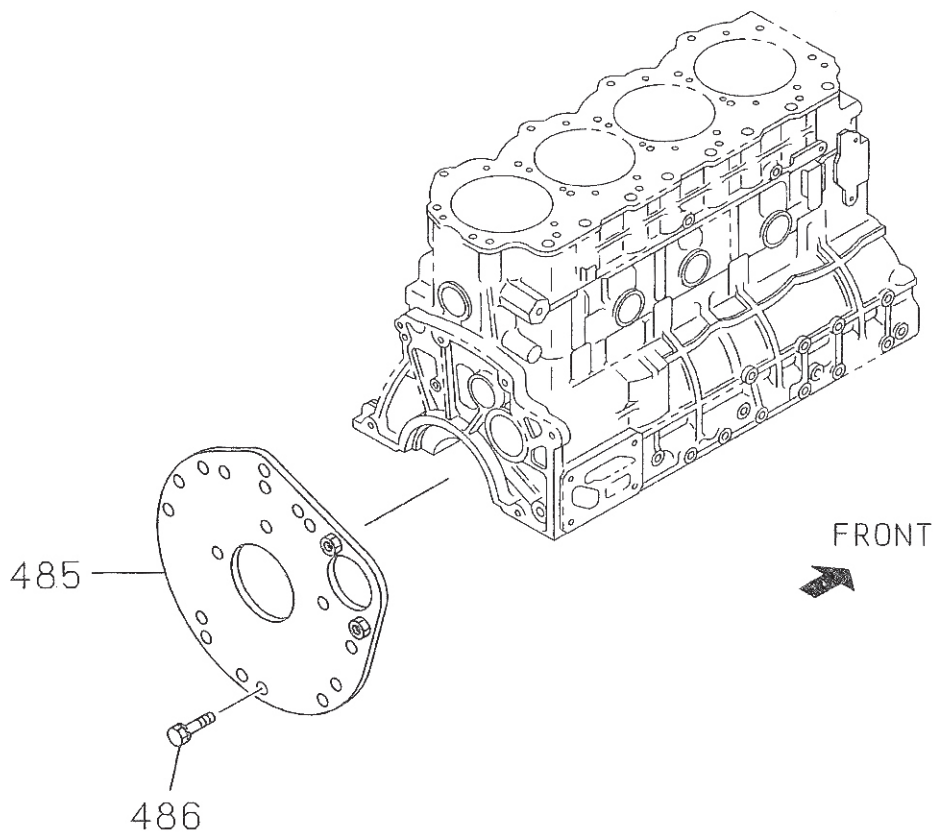


CYLINDER BLOCK

(NO.2)

0-12

FIG-NO.



012A0250797

CYLINDER BLOCK

0-12

FIG-NO.

KEY NO.	PART NAME		4JG1										4JG2										Remarks																																																																																																																																																																																																																																																																																														
			P	P	P	P	P	P	P	P	P	P	T	T	T	T	T	T	T	T	T	T		P	P	P	P	P	P	P	P	P	P	L	L	L	L	L	L	L	L	L	L	Q	Q	Q	Q	Q	Q	Q	Q	Q	Q	R	R	R	R	R	R	R	R	R	R	Y	Y	Y	Y	Y	Y	Y	Y	Y	Y	A	A	A	A	A	A	A	A	A	A	B	B	B	B	B	B	B	B	B	B	C	C	C	C	C	C	C	C	C	C	D	D	D	D	D	D	D	D	D	D	E	E	E	E	E	E	E	E	E	E	F	F	F	F	F	F	F	F	F	F	G	G	G	G	G	G	G	G	G	G	H	H	H	H	H	H	H	H	H	H	I	I	I	I	I	I	I	I	I	I	J	J	J	J	J	J	J	J	J	J	K	K	K	K	K	K	K	K	K	K	L	L	L	L	L	L	L	L	L	L	M	M	M	M	M	M	M	M	M	M	N	N	N	N	N	N	N	N	N	N	O	O	O	O	O	O	O	O	O	O	P	P	P	P	P	P	P	P	P	P	Q	Q	Q	Q	Q	Q	Q	Q	Q	Q	R	R	R	R	R	R	R	R	R	R	S	S	S	S	S	S	S	S	S	S	T	T	T	T	T	T	T	T	T	T	U	U	U	U	U	U	U	U	U	U	V	V	V	V	V	V	V	V	V	V	W	W	W	W	W	W	W	W	W	W	X	X	X	X	X	X
4	LINER; C/BL		—ALSO INCLUDED IN LINER SET.																																																																																																																																																																																																																																																																																																																		
	897176-7040	9311-	4	A	B	C	D	E	F	G	H	I	J	K	L	M	N	O	P	Q	R	S	T	U	V	W	X		OD GRD=3, ID GRD=CX																																																																																																																																																																																																																																																																																								
	897176-7050	9311-	4	A	B	C	D	E	F	G	H	I	J	K	L	M	N	O	P	Q	R	S	T	U	V	W	X		OD GRD=4, ID GRD=AX																																																																																																																																																																																																																																																																																								
	897176-7060	9311-	4	A	B	C	D	E	F	G	H	I	J	K	L	M	N	O	P	Q	R	S	T	U	V	W	X		OD GRD=4, ID GRD=CX																																																																																																																																																																																																																																																																																								
7	PLUG; WATER DRAIN																																																																																																																																																																																																																																																																																																																				
	909664-0010	9311-0105	1																									PT1/4																																																																																																																																																																																																																																																																																									
	909664-0010	9311-0105	2	A	B	C	E	F	G		J	K								Q	R	S						PT1/4																																																																																																																																																																																																																																																																																									
	909664-0010	0106-	1	A	B	C	D	E	F	G	H	I	J	K	L	M	N	O	P	Q	R	S	T	U	V	W	X	PT1/4																																																																																																																																																																																																																																																																																									
8	BOLT; BRG CAP																																																																																																																																																																																																																																																																																																																				
	894432-6420	9311-	10	A	B	C	D	E	F	G	H	I	J	K	L	M	N	O	P	Q	R	S	T	U	V	W	X	M14X89 FLANGE																																																																																																																																																																																																																																																																																									
13	DOWEL; C/BL TO HD																																																																																																																																																																																																																																																																																																																				
	894453-3440	9311-	2	A	B	C	D	E	F	G	H	I	J	K	L	M	N	O	P	Q	R	S	T	U	V	W	X																																																																																																																																																																																																																																																																																										
15	PLUG; OIL GALLERY																																																																																																																																																																																																																																																																																																																				
	109605-0500	9311-0007	2																									PT1/8																																																																																																																																																																																																																																																																																									
	109605-0500	0008-	2								M																	PT1/8																																																																																																																																																																																																																																																																																									
	109605-0500	9311-0007	3	A	B	C	E	G	J			Q																PT1/8																																																																																																																																																																																																																																																																																									
	109605-0500	0008-	3	A	B	C	D	E	F	G	H	I	J	K	L	N	O	P	Q	R	S	T	U	V	W	X	PT1/8																																																																																																																																																																																																																																																																																										
21	CUP; SEALING, RR																																																																																																																																																																																																																																																																																																																				
(A)	511219-0170	9311-	1	A	B	C	D	E	F	G	H	I	J	K	L	M	N	O	P	Q	R	S	T	U	V	W	X	OD=38																																																																																																																																																																																																																																																																																									
(B)	511219-0180	9311-	1	A	B	C	D	E	F	G	H	I	J	K	L	M	N	O	P	Q	R	S	T	U	V	W	X	OD=36																																																																																																																																																																																																																																																																																									
22	CUP; SEALING, DUCT HOLE																																																																																																																																																																																																																																																																																																																				
	509600-0130	9311-	1	A	B	C	D	E	F	G	H	I	J	K	L	M	N	O	P	Q	R	S	T	U	V	W	X	OD=12.3																																																																																																																																																																																																																																																																																									
23	CUP; SEALING, C/BL FRT & RR																																																																																																																																																																																																																																																																																																																				
(A)	109600-0051	9311-	3	A	B	C	D	E	F	G	H	I	J	K	L	M	N	O	P	Q	R	S	T	U	V	W	X	OD=45																																																																																																																																																																																																																																																																																									
(B)	511219-0080	9311-	3	A	B	C	D	E	F	G	H	I	J	K	L	M	N	O	P	Q	R	S	T	U	V	W	X	OD=18																																																																																																																																																																																																																																																																																									
(C)	511219-0150	9311-	2	A	B	C	D	E	F	G	H	I	J	K	L	M	N	O	P	Q	R	S	T	U	V	W	X	OD=32																																																																																																																																																																																																																																																																																									
(D)	511219-0180	9311-	3	A	B	C	D	E	F	G	H	I	J	K	L	M	N	O	P	Q	R	S	T	U	V	W	X	OD=36																																																																																																																																																																																																																																																																																									
25	METAL; CM/SHF																																																																																																																																																																																																																																																																																																																				
(A)	894427-2062	9311-	1	A	B	C	D	E	F	G	H	I	J	K	L	M	N	O	P	Q	R	S	T	U	V	W	X	FRONT																																																																																																																																																																																																																																																																																									
(B)	894427-2012	9311-	2	A	B	C	D	E	F	G	H	I	J	K	L	M	N	O	P	Q	R	S	T	U	V	W	X	CENTER																																																																																																																																																																																																																																																																																									
29	GASKET; COVER, OIL PORT		—ALSO INCLUDED IN GASKET SET (ENGINE)																																																																																																																																																																																																																																																																																																																		
	897065-9830	9905-	1	A							J	K																																																																																																																																																																																																																																																																																																									
40	CUP; SEALING, C/BL RR																																																																																																																																																																																																																																																																																																																				
(A)	511129-0060	9311-	1			D				H			M							S							OD=16																																																																																																																																																																																																																																																																																										
(A)	511129-0060	9905-	2	A	B	C	D	E	F	G	H	I	J	K	L	M	N	O	P	Q	R	S	T	U	V	W	X	OD=16																																																																																																																																																																																																																																																																																									
(B)	894250-5140	9311-	1	A	B	C	D	E	F	G	H	I	J	K	L	M	N	O	P	Q	R	S	T	U	V	W	X	OD=56																																																																																																																																																																																																																																																																																									
45	SWITCH; OIL PRESSURE																																																																																																																																																																																																																																																																																																																				
(A)	182410-0082	9311-	1	A	B	C	D				G	H	I	J	K	L	N	Q																																																																																																																																																																																																																																																																																																			
(B)	582410-0122	9311-	1												M																																																																																																																																																																																																																																																																																																						
(C)	582410-0361	9311-	1																																																																																																																																																																																																																																																																																																																		
(A)	982720-0690	9907-0210	1			E	F												O	P	R																																																																																																																																																																																																																																																																																																
(A)	982720-0690	0211-	1			E	F												O	P	R	S																																																																																																																																																																																																																																																																																															

0-12

CYLINDER BLOCK

FIG-NO.

KEY NO.	PART NAME	4JG1												4JG2												Remarks				
		PART NUMBER	ITC	APPLIED DATE	LR	QTY	A	B	C	D	E	F	G	H	I	J	K	L	M	N	O	P	Q	R	S		T	U	V	W
50	PIN; STRAIGHT, RR PLATE																													
	908161-0220			9311-		1																								
	908151-0200			9311-		1																								
	908161-0320			9311-		1	A	B	C	D	E	F	G	H	I	J	K	L	M	N	O	P	Q	R	S	T				
	908151-0240			9906-		1																								
53	BOLT; REAMER																													
	894171-9431			9311-		1																								
	894369-9070			9311-		1																								
	894369-9070		C	9311-9402		1																								
	989112-9110			9403-		1																								
	909606-5350			9311-		1	A	B	C	D	E	F	G	H	I	J	K	L	M	N	O	P	Q	R	S	T				
54	STUD; OIL PAN TO BLOCK																													
	894133-9742			9311-		10																								
	894133-9742			0008-		8	A	B	C	D	E	F	G	H	I	J	K	L	M	N	O	P	Q	R	S					
	894133-9742			9905-0007		8	A	B	C	D	E	F	G	H	I	J	K	L	M	N	O	P	Q	R	S					
	897253-9990			0006-		4	A	B	C	D	E	F	G	H	I	J	K	L	M	N	O	P	Q	R	S					
63	DUCT; WATER, C/BL																													
	894456-7942			9311-		1	A	B	C	D	E	F	G	H	I	J	K	L	M	N	O	P	Q	R	S	T	U			
69	GASKET; PLUG, OIL GALLERY, C/B																													
	909571-4160			9905-		1	A	B	C	D	E	F	G	H	I	J	K	L	M											
70	CUP; SEALING, FRT & RR																													
	511129-0060			9311-		2																								
83	PIN; FLYWHEEL HSG																													
	908151-2280			9311-		2																								
97	CUP; SEALING																													
	511129-0030			9311-		1	A	B	C	D	E	F	G	H	I	J	K	L	M	N	O	P	Q	R	S	T	U			
103	NIPPLE; OIL FEED																													
	894130-0211			9311-		1	A	B	C	D	E	F	G	H	I	J	K	L	M	N	O	P	Q	R	S	T	U			
114	NIPPLE; WATER DRAIN																													
	894177-8900			9311-		1																								
122	ADAPTER; OIL PRESSURE SWITCH																													
	909902-2380			9311-		1																								
137	COCK; DRAIN, WATER																													
	894429-4210			9311-		1																								
	894342-4140			0110-		1																								
199	PLUG; OIL JET HOLE, C/BL																													
	999202-3160			9905-		1	A	B	C	D	E	F	G	H	I	J	K	L	M											
200	PLUG; OIL GALLERY																													
	999202-3140			9311-		1																								

CYLINDER BLOCK

0-12

FIG-NO.

KEY NO.	PART NAME																		Remarks																													
	PART NUMBER	ITC	APPLIED DATE	LR	QTY	4JG1						4JG2																																				
						P	P	P	P	P	P	P	P	P	P	T	T	T	T	T	P	P	P	P	P	P	P	P	P																			
						H	H	H	V	V	A	A	A	A	A	A	B	Y	P	P	P	P	P	D	D	E	E	F	G	J	J	J	J	J	J	J	K	L	L	S	Z							
						0	0	0	0	A	A	A	A	W	W	A	A	D	D	H	N	W	0	0	0	0	0	0	0	0	0	0	1	L	0													
						1	2	3	1	0	0	0	0										0	1	1	1	2	3	4	5	6	7	8	9	0													
218	GASKET; PLUG, C/BL SIDE 909571-4140		9311-		1	A	B	C	D	E	F	G	H	I	J	K	L	M	N					Z	A	B	C		F	G	H	I	J	K	L	M	O	P	T	U	ID=14.2 OD=20.0							
223	CONNECTOR; OIL PRESSURE 894425-4500 909902-2380		9311- 0107-		1	A	B	C	D	E	F	G	H	I	J	K	L	M			O	P			A	B	C		E	F	G	H	I	J	K	L	M	N	O	P	Q	R	S	U				
229	GASKET; CONNECTOR 909571-4140		9311-		1																				A	B	C		E	F	G	H	I	J	K	L	M	N	O	P	Q	R	S	U	-ALSO INCLUDED IN GASKET SET(ENGINE) ID=14.2 OD=20.0			
324	ADAPTER; OIL PRESSURE SW 897238-9910		0003-		1													N	O	P	Q	R	S																									
450	NUT; REAMER BOLT 909110-4100 909111-5100	A	9311-9411 9412-		1	A	B	C	D	E	F	G	H	I	J	K	L	M	N	O	P	Q	R	S		Z	A	B	C	D	E	F	G	H	I	J	K	L	M	N	O	P	R	S	T	U		
452	PIN; C/BL TO OIL PAN 909878-5970 909878-5970 909878-5970 909878-5970 909878-5970 908151-0500		9311-0002 0003-0007 0008-0103 0104-0109 0110- 0003-0007		2 2 2 2 2 2																				Z	A	B	C	D	E	F	G	H	I	J	K	L	M	N	O	R	S	T	U				
453	PIN; C/BL TO GEAR CASE 908151-0500 908151-0500 908151-0500 908151-0500 908151-0500 908151-0500 908151-0500 908151-0500 908151-0500 908151-0200 908151-0200		9311-0002 0003-0007 0003-0007 0008-0103 0104-0109 0110- 0008-0103 0104-0109 0110- 9311- 9311-		2 2 1 1 1 1 2 2 2 2																		S	S	S			B	C	D	E	F	G	H	I	J	K	L	M	N	O	P	R	S	U	OD=10 L=50 OD=10 L=50 OD=10 L=50 OD=10 L=50 OD=10 L=50 OD=10 L=50 OD=10 L=50 OD=10 L=50 OD=10 L=50 OD=10 L=20 OD=10 L=20		
454	SEAL; C/BL 897016-4730		9311-		1																	S		B	C	D	E	F	G	H	I	J	K	L	M	N	O	P	Q	R	S	T	U					
455	GASKET; REAMER BOLT 909561-2120		9311-		1																					D																						
458	PLUG; CONNECTOR 109605-0500		0007-0210		1																		S																								PT1/8	
483	WASHER; LK, REAMER BOLT 909150-5100		9311-		1	A	B	C	D	E	F	G	H	I	J	K	L	M	N	O	P	Q	R	S																								
485	PLATE; RR, C/BL 897160-6290		9906-		1					G																																						


0-12	CYLINDER BLOCK
-------------	-----------------------

FIG-NO.	
---------	--

KEY NO.	PART NAME														Remarks
PART NUMBER	I T C	APPLIED DATE	L	R	Q	T	Y	4JG1	4JG2	4JG1	4JG2	4JG1	4JG2		
								PPPPPPPPPPPPPTTTT	PPPPPPPPPPPPPPPPPPPP						
								HHHHVAAAAABYP PPP	DDDEFGJJJJJJJJJKLLSZ						
								000 OAAAWWAADDHNW	0 0 000000001L 0						
								123 1 0000 0 0	1 1 1234567890 1						
								1223 1 1							
								ABCDEFGHIJKLMN	OPQRSTUUVWXYZ	ABCDEFGHIJKLMN	OPQRSTUUVWXYZ	ABCDEFGHIJKLMN	OPQRSTUUVWXYZ		

486	BOLT; RR PLATE														
	050041-0250	9906-	3					G							M10X25 W/LK WASHER
	050041-2300	9906-	2					G							M12X30 W/LK WASHER
	509000-2270	9906-	3					G							M12X25

MEMO

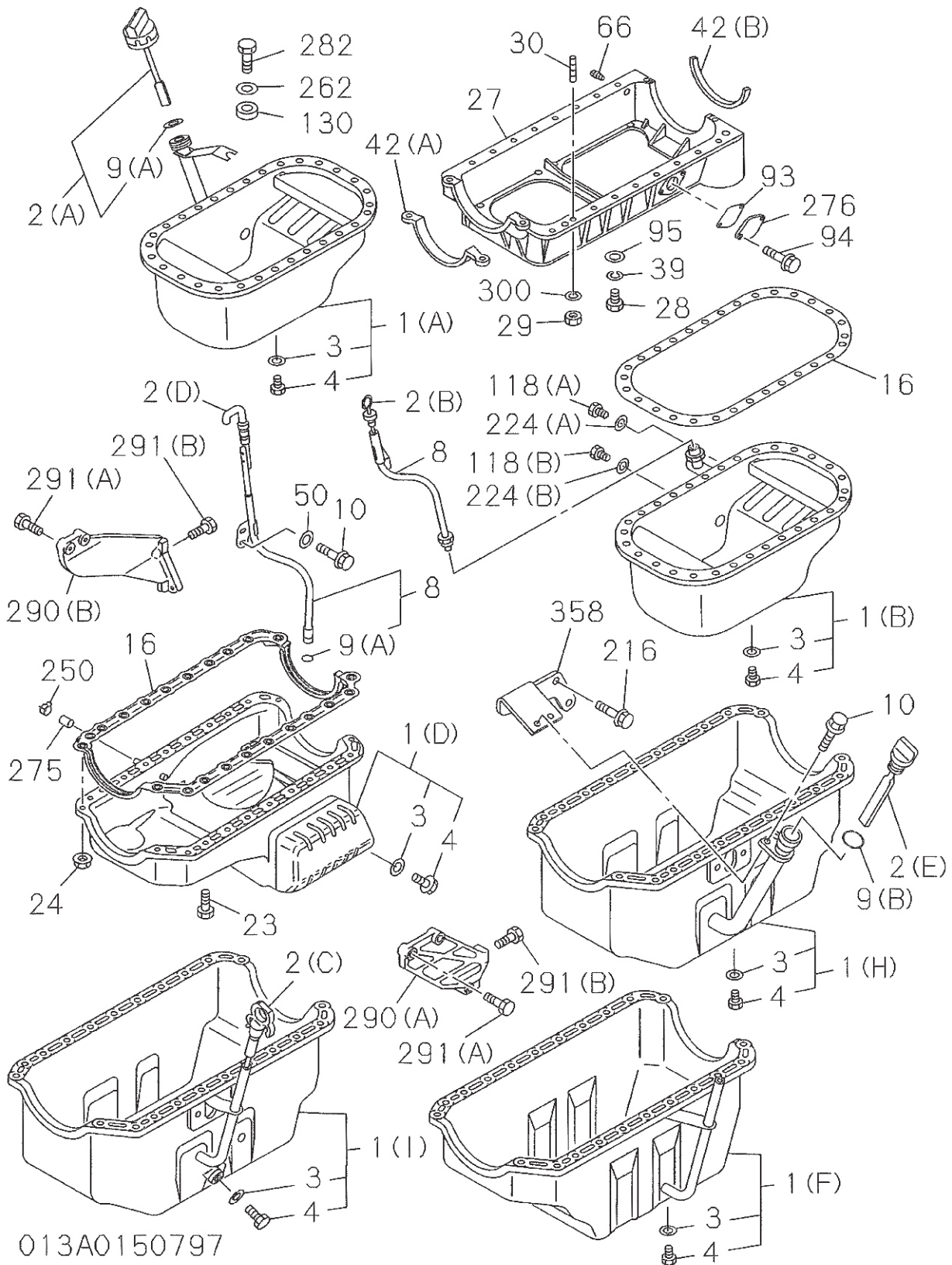


0-13

OIL PAN AND LEVEL GAUGE

FIG-NO.

(NO.1)

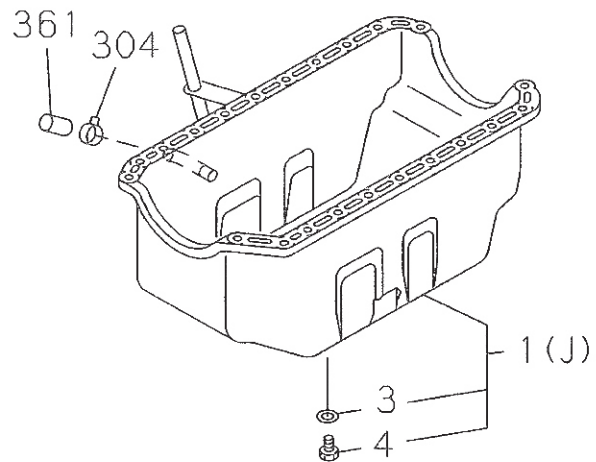
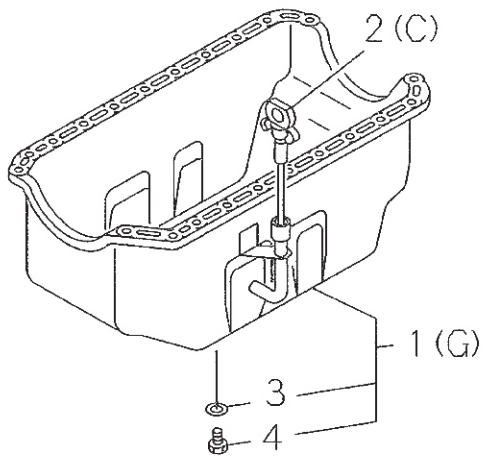
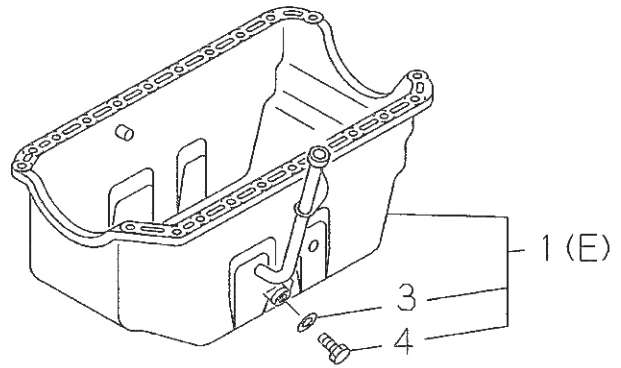
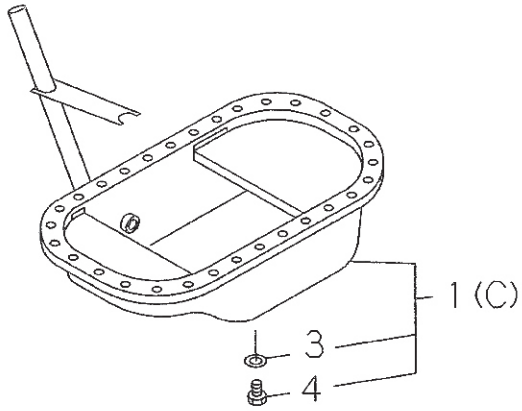


OIL PAN AND LEVEL GAUGE

(NO.2)

0-13

FIG-NO.



013A0250797

OIL PAN AND LEVEL GAUGE

0-13

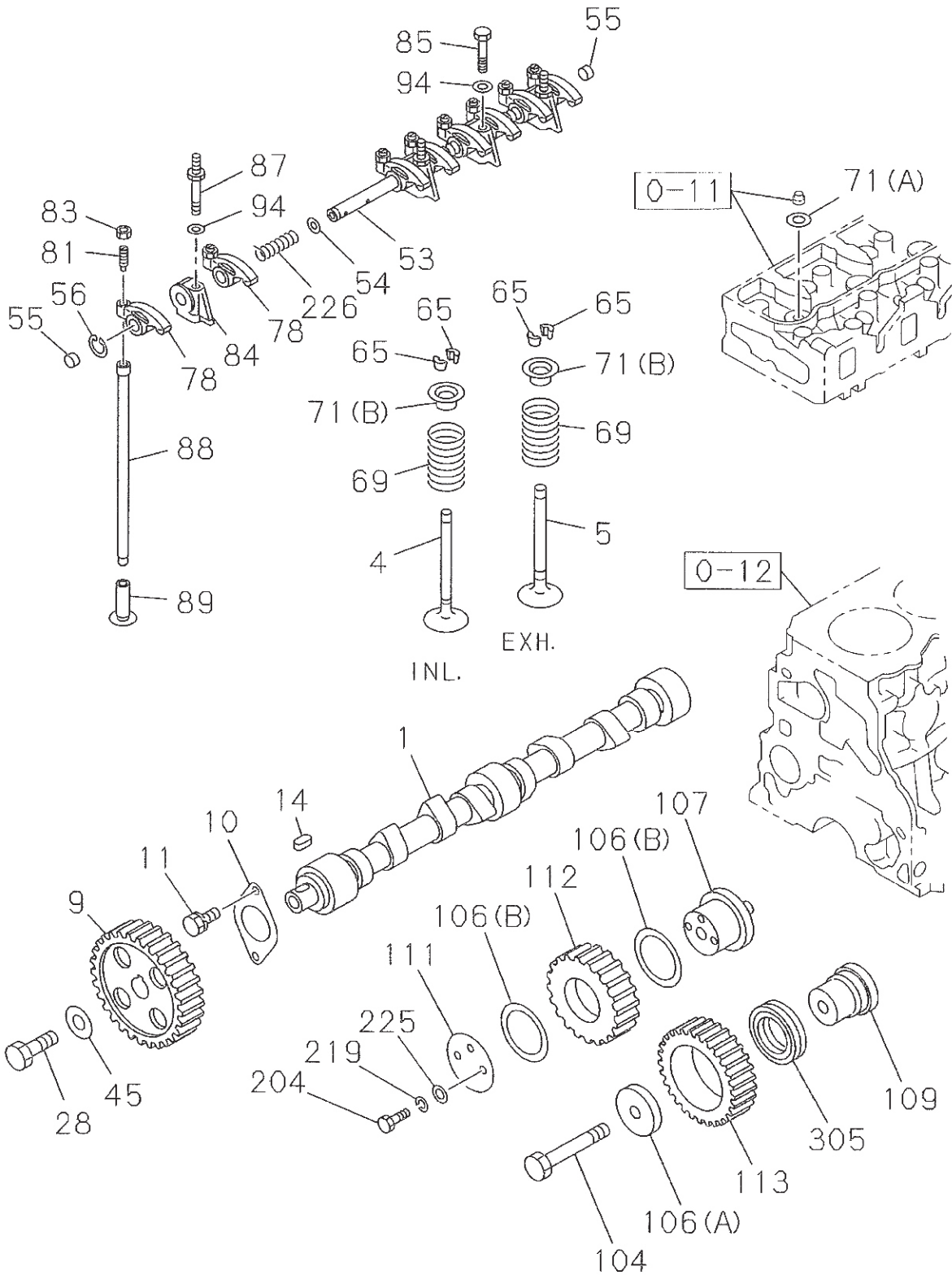
FIG-NO.

KEY NO.	PART NAME	4JG1													4JG2													Remarks
		PART NUMBER	ITC	APPLIED DATE	LR	QTY	000	123	0AAA	10000	1223	000	1	00	0	0	0	1	1	123	4567890	1						
		ABCDEF	GHIJ	KLMN	OP	QRST	UV	WX	YZ	ABCD	EFGH	IJKL	MNOP	QRST	TUVW	XYZ	ABCD	EFGH	IJKL	MNOP	QRST	TUVW	XYZ					
2 GAUGE; OIL LEVEL																												
(B)	111760-3190			9905-0103		1	ABC																					
(B)	111760-3190			0104-		1	AB																					
(B)	897311-9150			0104-0108		1	C																					
(B)	897325-1740			0109-		1	CD	I																				
3 GASKET; DRAIN PLUG																												
<i>—ALSO INCLUDED IN GASKET SET (ENGINE)</i>																												
	109623-1830			0010-		1																		ID=24.4				
	109623-1830			9311-0002		1	A	E	G															ID=24.4				
	109623-0570			0008-0103		1	ABC	EF	GH	J		M		Q	S									ID=24.4				
	109623-0570			0104-0108		1	ABC	EF	GH	J		M		Q	S									ID=24.4				
	109623-0570			0109-		1	ABCDE	FG	HI	J		LM		NO	P	Q	S							ID=24.4				
	109623-1830			0003-0007		1	ABC	E	G	J				Q										ID=24.4				
	109623-2350			9311-0002		1																		ID=16.8				
	109623-2350			0003-0007		1																		ID=16.8				
	109623-2350			0008-0103		1																		ID=16.8				
	109623-2350			0104-0108		1																		ID=16.8				
	109623-2350			0109-0211		1																		ID=16.8				
	109623-0570			0212-		1																		ID=24.4				
	894158-3280			9311-		1																Q		ID=14.2 OD=24				
	909571-4240			0007-		1																		ID=24.5 OD=32				
4 PLUG; DRAIN, OIL																												
	909662-0120			9311-0002		1	A	E	G															M20				
	909662-0120			0003-0007		1	ABC	E	G	JK				Q										M20				
	909662-0120			0008-0103		1	ABC	EF	GH	J		M		Q	S									M20				
	909662-0120			0104-0108		1	ABC	EF	GH	J		M		OP	Q	S								M20				
	909662-0120			0109-		1	ABCDE	FG	HI	J		LM		NO	P	Q	S							M20				
	999202-3200			9311-0002		1																		M20				
	999202-3200			0003-0007		1																		M20				
	999202-3200			0008-0103		1																		M20				
	999202-3200			0104-0108		1																		M20				
	999202-3200			0109-0211		1																		M20				
	909662-0120			0212-		1																		M20				
	894152-6130			9311-		1																Q		M14X14				
	999202-3240			0007-		1																		M24				
8 TUBE; GUIDE, OIL LEVEL GAUGE																												
	894468-5170			0006-0007		1																						
	894468-5170			9311-0005		1																						
	894468-5170			0008-0103		1																						
	894468-5170			0104-0109		1																						
	894468-5170			0110-		1																						
	897044-8860			9311-		1																						
	897238-9431			0003-		1																						
	897238-9431			0006-0007		1																						
	897238-9431			0008-0011		1																						
	897303-0040			0012-0109		1																						
	897303-0040			0110-0210		1																						
	897303-0040			0211-0211		1																						
	897303-0040			0212-		1																						
	897130-9770			9311-		1																						
	894423-1920			0007-		1																						
	897352-8860			0207-		1																						

0-14

CAMSHAFT AND VALVE

FIG-NO.



014A0150797

CAMSHAFT AND VALVE

0-14

FIG-NO.

KEY NO.	PART NAME	4JG1												4JG2												Remarks					
		PART NUMBER	I T C	APPLIED DATE	L R Y	Q	P T T T T T T T T T												P P P P P P P P P P P P P P P P												
							H H H H V V A A A A A A B Y P P P P P P												D D E E F F G J J J J J J J J J J K L L S Z												
					0 0 0 0 0 A A A A W W W A A D D H N W						0 0 0 0 0 0 0 0 0 0 0 1 L 0						1 1 1 2 3 4 5 6 7 8 9 0 1														
					A B C D E F G H I J K L M N O P Q R S T U V W X Y												A B C D E F G H I J K L M N O P Q R S T U V W X														
1	CAMSHAFT	897073-6840		9311-		1																									
		894127-7974	C	9905-0012		1	A	B	C	E	G	J							Q												
		897287-6570		0101-		1	A	B	C	D	E	F	G	H	I	J	K	L	M	N	O	P	Q	R	S						
4	VALVE; INL	897080-2141	C	9311-9505		4																									
		897131-7290		9506-		4												F	G	H	I	Q	T								
		894133-2751		9905-		4	A	B	C	D	E	F	G	H	I	J	K	L	M	N	O	P	Q	R	S						
5	VALVE; EXH	897065-9700		9311-		4	A	B	C	D	E	F	G	H	I	J	K	L	M	N	O	P	Q	R	S						
		897065-9700	C	9311-9503		4																									
		897118-7670		9504-		4												Q													
9	GEAR; CM/SHF	894328-4480		9311-		1																									
		894324-3361		9311-		1	A	B	C	D	E	F	G	H	I	J	K	L	M	O	P	Q	R	N	S						
10	PLATE; THRUST	894110-4801		9311-		1	A	B	C	D	E	F	G	H	I	J	K	L	M	N	O	P	Q	R	S						
11	BOLT; THRUST PLATE TO C/BL	050040-8160		9311-		2	A	B	C	D	E	F	G	H	I	J	K	L	M	N	O	P	Q	R	S						
14	KEY; CM/SHF	908000-7180		9311-		1	A	B	C	D	E	F	G	H	I	J	K	L	M	N	O	P	Q	R	S						
28	BOLT; CAM PULLEY	509000-0690		9311-		1	A	B	C	D	E	F	G	H	I	J	K	L	M	N	O	P	Q	R	S						
		894433-4070		9311-		1												Q				M12X47									
45	WASHER; GEAR CAM	512519-0021		9311-		1	A	B	C	D	E	F	G	H	I	J	K	L	M	N	O	P	Q	R	S						
53	SHAFT; ROCKER ARM	897036-1970		9311-		1																									
		894152-3460		9908-		1	A	B	C	D	E	F	G	H	I	J	K	L	M	N	O	P	Q	R	S						
54	WASHER; ROCKER SPR	894341-9060		9311-		6																									
55	PLUG; ROCKER SHAFT END	912626-0050		9311-		2	A	B	C	D	E	F	G	H	I	J	K	L	M	N	O	P	Q	R	S						
56	RING; SNAP, ROCKER ARM	909180-0190		9311-		2	A	B	C	D	E	F	G	H	I	J	K	L	M	N	O	P	Q	R	S						
65	COLLAR; SPLIT	512565-0040		9311-		16	A	B	C	D	E	F	G	H	I	J	K	L	M	N	O	P	Q	R	S						
69	SPRING; VLV, OUTER	894252-5361		9311-		8	A	B	C	D	E	F	G	H	I	J	K	L	M	N	O	P	Q	R	S						

0-14	CAMSHAFT AND VALVE
FIG-NO.	

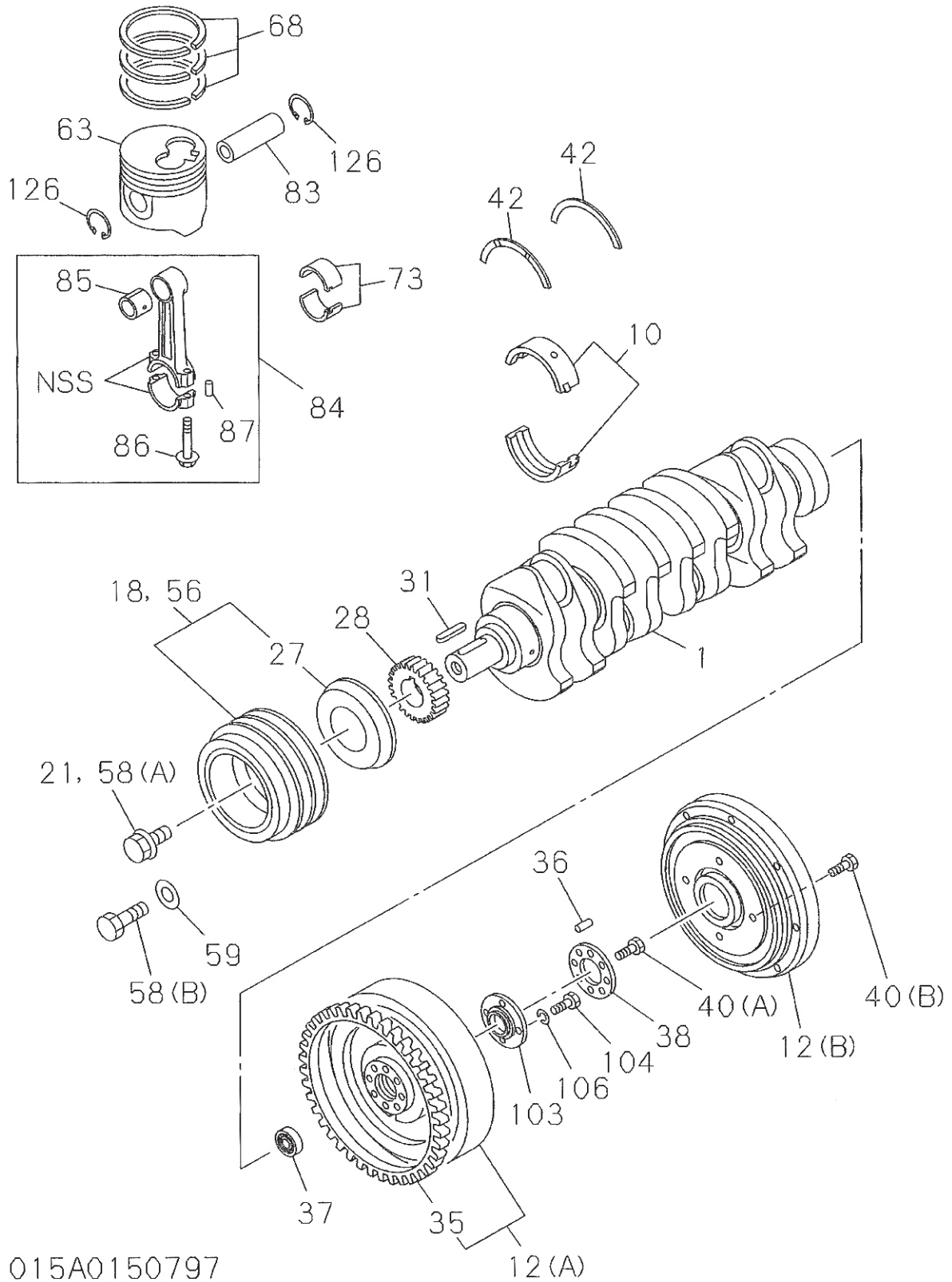
KEY NO.	PART NAME																				Remarks
		APPLIED DATE	L	Q	R	T	Y	4JG1	4JG2												
	PART NUMBER	ITC						PPPPPPPPPPPTTTTT HHHHVAAAAABYP 000 0AAAWWAADH 123 1 0000 0 0 1223 1 1	PPPPPPPPPPPPPPPP DDEEFJJJJJJJJJ 0 0 000000001L 1 1 1234567890 1												
								ABCDEF	GHIJKL	MNOP	QRST	UVWX	YZ	AB	CD	EFGH	IJKL	MNOP	QRST	UVWX	
305	BEARING; DLE GEAR																				
	897174-5580														BCDE		L		RS	U	
	897174-5580														DE				RS	U	
	897174-5580														D				RS		
	894110-2710							1	ABCDEF	GHIJKL	OPQR			ZA					Q	T	
	897252-2890																				
	897252-2890																N				
	897252-2890																				
	897252-2890														BC	F	GHIJK	MNOP			
	897252-2890														BC	EFGHI	JKLMNOP			U	

MEMO

0-15

CRANKSHAFT, PISTON AND FLYWHEEL

FIG-NO.



0-15

CRANKSHAFT, PISTON AND FLYWHEEL

FIG-NO.

KEY NO.	PART NAME														Remarks													
	PART NUMBER	ITC	APPLIED DATE	LR	QTY	4JG1							4JG2															
						PPPPPPPPPPPPPTTTT	TTTT								PPPPPPPPPPPPPPPP	PPPPPPPPPPPP												
						HHHHVVAAAAABYP	PPPP								DDEEFJJJJJJJJJJ	JJKLLSZ												
						000	0AAA	WWAADDH	HNW						00	000000001L	0											
						123	10000	00	00						11	1234567890	1											
							1223	11	11																			
						ABCDEF	GHIJKL	MNOPQR	STUVWXY	Z	ABCDEF	GHIJKL	MNOPQR	STUVWX														
31	KEY; FEATHER, CR/SHF																											
	894201-6410		9910-			1	ABCDEF	GHIJKL	MNOPQRS						Z	ABCDEF	GHIJKL	MNOPQRS	TU									
35	GEAR; RING																											
	894419-6021		9311-			1	AB	EFG	IJK	NO	PQ	S			Z	A												Z=108
	912333-6051		9311-			1										BC	EFGHI	JKLMNO	RS	U								Z=114
	912333-6031		9311-			1										D												
36	PIN; FLYWHEEL																											
	908150-6160		9311-			2										BC	F	GHI	JKLMNO									
	908160-8160		9311-			3														P								
37	BEARING; PILOT, TOP GEAR SHAFT																											
	509801-0010		9311-			1						OP			Z	A												
	509800-0780		9311-			1										BC	F	GHI	JK	MNO								
	509800-0780	C	9311-9702			1																						
	897175-2640		9703-			1											E			L								
	900090-0590		9311-			1										D												NSK
38	WASHER; FLYWHEEL																											
	894142-1561		9311-			1	ABCDEF	GHIJKL	MNOPQRS						Z	ABCDEF	GHIJKL	MNO	RS	U								
	894142-1561		9311-9504			1																						
	894133-9700		9505-			1														P								
40	BOLT; FLYWHEEL																											
(A)	894371-9930		9311-			8											D											M13X70
(A)	894427-4560		9311-			8		EF				S				ABC	EFGHI	JKLMNO	RS	U								M13X40.5
(A)	897065-9841		9311-			8	ABCD		GHIJKL	MNOPQR					Z													M13X36
(B)	050061-0300		9806-9910			4		E							A													M10X30
42	WASHER; THRUST, CR/SHF																											
	894453-5200		9311-			2	ABCDEF	GHIJKL	MNOPQRS						Z	A	D											
	897042-2621		9311-			2										BC	EFGHI	JKLMNO	RS									
56	PULLEY; CR/SHF DAMPER																											
	894139-3403		9311-			1						OP			Z													
	897038-4131		9311-			1																						
	897168-0731		9311-0012			1																						
	897168-0731		0101-			1					N	S																
	897306-8550		0101-			1																						
	894328-5032		9711-			1										BCD												
	894419-4572		9806-			1																						
	897248-1611		0005-			1	ABCD								A													
	894140-4883		9905-0005			1	A	E	G	J		Q																
	894140-4883		0005-			1		EFGHI	J	M		QR																
58	BOLT; CR/SHF PULLEY																											
(B)	894153-7221		9311-			1										BC	EFGHI	JKLMNO	RS	U								M16X63
(A)	894433-4060		9311-9501			1																						M16X29 FLANGE
(A)	894433-4060		9311-9603			1									Z	A												M16X29 FLANGE
(A)	509000-2732		9604-			1									Z	A												M16X43
59	WASHER; CR/SHF PULLEY																											
	509503-1270		9311-			1	ABCDEF	GHIJKL	MNOPQRS						Z	ABCDEF	GHIJKL	MNOPQRS	TU									

0-15

CRANKSHAFT, PISTON AND FLYWHEEL

FIG-NO.

KEY NO.	PART NAME	I T C	APPLIED DATE	L R	Q T Y	4JG1										4JG2										Remarks																						
						P	P	P	P	P	P	P	T	T	T	T	T	T	D	D	E	E	F	G	J		J	J	J	J	J	J	K	L	L	S	Z											
						000	0	0	0	0	0	0	0	0	0	0	0	0	0	1	1	0	0	0	0	0	0	0	1	1	0	0																
						123	1	0	0	0	0	0	0	0	0	0	0	0	1	1	1	1	1	1	1	1	1	1	1	1	1	1																
						123																																										
						A	B	C	D	E	F	G	H	I	J	K	L	M	N	O	P	Q	R	S	T	U	V	W	X																			
104	BOLT; HOLDER 023801-0300		9910-		4	EF																S	A									M10X30																
106	WASHER; PL, HOLDER 909851-8660		9910-		4	EF																S	A																									
126	RING; SNAP, PISTON PIN 894460-6870		9311-		8	A	B	C	D	E	F	G	H	I	J	K	L	M	N	O	P	Q	R	S	---ALSO INCLUDED IN LINER SET.																							
						A	B	C	D	E	F	G	H	I	J	K	L	M	N	O	P	Q	R	S	Z	A	B	C	D	E	F	G	H	I	J	K	L	M	N	O	P	Q	R	S	T	U		

MEMO

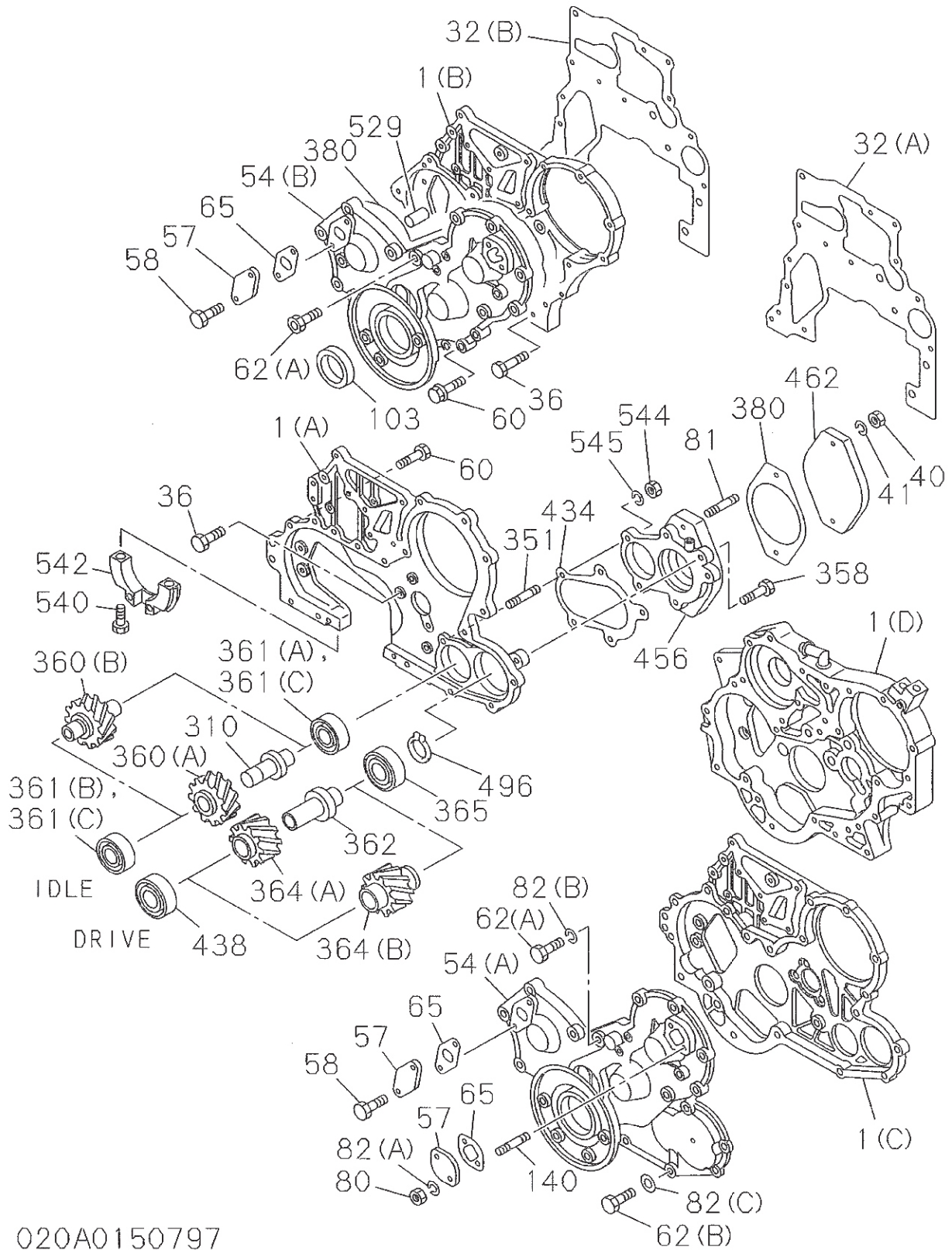
A large, empty rectangular box with a thin black border, occupying most of the page. It is intended for the main content of the memo.

0-20

TIMING GEAR CASE AND FLYWHEEL HOUSING

FIG-NO.

(NO.1)



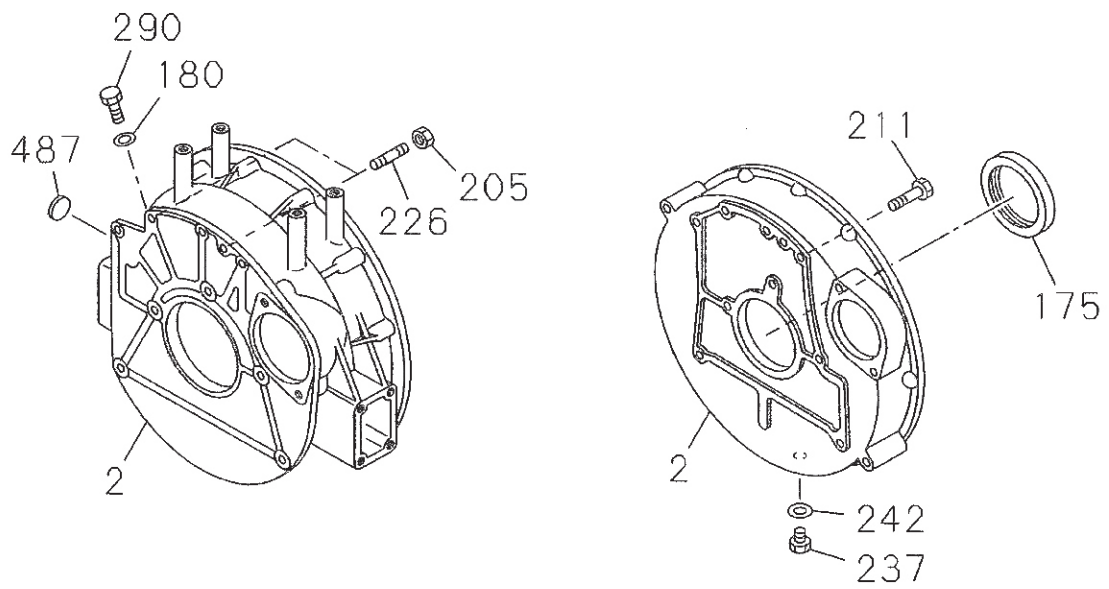
020A0150797

TIMING GEAR CASE AND FLYWHEEL HOUSING

0-20

(NO.2)

FIG-NO.



020A0250797

0-20 TIMING GEAR CASE AND FLYWHEEL HOUSING

FIG-NO. KEY NO. PART NAME

PART NUMBER	I T C	APPLIED DATE	L R	Q T Y	4JG1										4JG2										Remarks
					PPPPPPPPPPPPPTTTT					HHHHVVAAAAABYPPPPP					PPPPPPPPPPPPPPPPPPP					DDEEFFJJJJJJJJJJJKLLSZ					
					000	0AAA	WAAAD	DHNNW		0 0	000	0000001L 0			0 0	000	0000001L 0								
					123	1 0000	1223	0 0	1 1					1 1	123	4567890	1								
					ABCDEF	GHIJK	LMNOP	QRST	UVWXY	Z	ABCDEF	GHIJK	LMNOP	QRST	UVWXY										
360 GEAR; IDLE, PTO																									
(B) 897302-6870		0011-0103		1				S											Z=35						
(B) 897302-6870		0104-0109		1				S		BC	FGHI	JKL	MNOP						Z=35						
(B) 897302-6870		0110-		1			N	S		BC	EF	GHI	JKLM	NO				U	Z=35						
(A) 897113-3290		9311-		1														RS	Z=35						
361 BEARING; IDLE GEAR																									
(A) 897063-3660		9311-0002		1						BC	DEF	GHI	JKLM	NO		RS	U		NSK						
(A) 897063-3660		0008-0103		1						BC	DE		L					RS	U						
(A) 897063-3660		0104-0109		1							DE							RS	U						
(A) 897063-3660		0110-		1							D							RS	U						
(A) 897063-3660		0003-0007		1						BC	DEF	GHI	JKLM	OP		RS	U		NSK						
(C) 897225-4790		0008-0010		2								FGHI	JK	MNO	P										
(C) 897225-4790		0003-0007		2										N											
(C) 897303-5640		0011-0103		2				S				FGHI	JK	MNO	P										
(C) 897303-5640		0104-0109		2				S		BC	FG	HI	JKLM	NO	P										
(C) 897303-5640		0110-		2			N	S		BC	EF	GHI	JKLM	NO	P			U							
(B) 897109-1710		9311-0002		1						BC	DEF	GHI	JKLM	NO		RS	U								
(B) 897109-1710		0008-0103		1						BC	DE		L					RS	U						
(B) 897109-1710		0104-0109		1							DE							RS	U						
(B) 897109-1710		0110-		1							D							RS	U						
(B) 897109-1710		0003-0007		1						BC	DEF	GHI	JKLM	OP		RS	U								
362 SHAFT; DRIVE GEAR																									
897020-5710		9311-0002		1						BC	DEF	GHI	JKLM	NO		RS	U								
897020-5710		0008-0103		1						BC	DE		L					RS	U						
897020-5710		0104-0109		1							DE							RS	U						
897020-5710		0110-		1							D							RS	U						
897020-5710		0003-0007		1						BC	DEF	GHI	JKLM	OP		RS	U								
364 GEAR; PTO																									
(A) 894328-4450		9311-0002		1						BC	DEF	GHI	JKLM	NO			U		Z=25						
(A) 894328-4450		0008-0103		1						BC	DE		L					U	Z=25						
(A) 894328-4450		0104-0109		1							DE							U	Z=25						
(A) 894328-4450		0110-		1							D							U	Z=25						
(A) 897113-3300		9311-		1													RS		Z=25						
(A) 894328-4450		0003-0007		1						BC	DEF	GHI	JKLM	OP			U		Z=25						
(B) 897253-6830		0008-0010		1								FGHI	JK	MNO	P				Z=25						
(B) 897253-6830		0003-0007		1										N					Z=25						
(B) 897302-6880		0011-0103		1								FGHI	JK	MNO	P				Z=25						
(B) 897302-6880		0104-0109		1						BC	FG	HI	JKLM	NO	P				Z=25						
(B) 897302-6880		0110-		1			N			BC	EF	GHI	JKLM	NO	P		U		Z=25						
(B) 897302-7820		0011-		1				S											Z=25						
365 BEARING; GEAR																									
894173-8630		0011-0103		1						BC	DE		L				RS	U							
894173-8630		0104-0109		1							DE							RS	U						
894173-8630		0110-		1							D							RS	U						
894173-8630		9311-0010		1						BC	DEF	GHI	JKLM	NO	P	RS	U		NSK						
897303-5650		0011-0103		1				S				FGHI	JK	MNO	P										
897303-5650		0104-0109		1			N	S		BC	FG	HI	JKLM	NO	P										
897303-5650		0110-		1			N	S		BC	EF	GHI	JKLM	NO	P			U							

TIMING GEAR CASE AND FLYWHEEL HOUSING

0-20


FIG-NO.

KEY NO.	PART NAME										Remarks																																																																		
	PART NUMBER	I T C	APPLIED DATE	L R	Q T Y	4JG1						4JG2																																																																	
						P	P	P	P	P		P	P	P	P	P	D	D	E	E	F	F	G	G	J	J	J	J	K	K	L	L	S	S	Z	Z	A	A	B	B	C	C	D	D	E	E	F	F	G	G	H	H	I	I	J	J	K	K	L	L	M	M	N	N	O	O	P	P	Q	Q	R	R	S	S	T	T	U
380	GASKET; COVER										—ALSO INCLUDED IN GASKET SET(ENGINE) ZA O T BCDEFGHIJKLMNOP RS U																																																																		
	894140-1171		9311-			1	A	B	C	D		E	F	G	H	I	J	K	L	M	N	O	P	Q	R	S																																																			
	511322-0180		9311-			1																																																																							
434	GASKET; SPACER										—ALSO INCLUDED IN GASKET SET(ENGINE) B D FGHI JKLMNO RS U BCDEFGHIJKLMNOP RS U BCDEFGHIJKLM OP RS U BCDE L RS U DE RS U D RS																																																																		
	894328-8340	C	9311-9709		1																																																																								
	897186-5350		9710-0002		1																																																																								
	897186-5350		0003-0007		1																																																																								
	897186-5350		0008-0103		1																																																																								
	897186-5350		0104-0109		1																																																																								
	897186-5350		0110-		1																																																																								
438	BEARING; BALL, PTO FRT										BCDEFGHIJKLMNOP RS U BCDEFGHIJKLM OP RS U BCDE L RS U DE RS U D RS FGHIJK MNOP N FGHIJK MNOP B FGHIJKLMNOP BC EFGHIJKLMNOP U																																																																		
	897109-1780		9311-0002		1																																																																								
	897109-1780		0003-0007		1																																																																								
	897109-1780		0008-0103		1																																																																								
	897109-1780		0104-0109		1																																																																								
	897109-1780		0110-		1																																																																								
	894173-8630		0008-0010		1																																																																								
	894173-8630		0003-0007		1																																																																								
	897303-5650		0011-0103		1																				S																																																				
	897303-5650		0104-0109		1																				S																																																				
	897303-5650		0110-		1																			S																																																					
456	ADAPTER; PTO										B FGHI JKLMNO RS U B D FGHI JKLMNO RS U BCDEFGHIJKLMNOP RS U BCDE L RS U DE RS U D RS BCDEFGHIJKLM OP RS U																																																																		
	897107-9561	A	9311-9610		1																																																																								
	897141-2850	C	9611-9706		1																																																																								
	897180-6860		9707-0002		1																																																																								
	897180-6860		0008-0103		1																																																																								
	897180-6860		0104-0109		1																																																																								
	897180-6860		0110-		1																																																																								
	897180-6860		0003-0007		1																																																																								
462	COVER; ADAPTER										BCDEFGHIJKLMNOP RS U																																																																		
	511321-0360		9311-		1																																																																								
487	COVER; HOLE										ABCD H JKLMNOP S																																																																		
	897220-7400		9905-		1	A	B	C	D																																																																				
496	RING; SNAP										BCDE L RS U DE RS U D RS BCDEFGHIJKLMNOP RS U																																																																		
	909180-0300		0011-0103		1																																																																								
	909180-0300		0104-0109		1																																																																								
	909180-0300		0110-		1																																																																								
	909180-0300		9311-0010		1																																																																								
529	PIN; STRAIGHT										ZA FGHIJK MNOP Q T BC FGHIJKLMNOP BC EFGHIJKLMNOP U																																																																		
	908151-0200		9311-		2	A	B	C	D	E		F	G	H	I	J	K	L	M	N	O	P	Q	R	S																																																				
	908161-0160		0011-0103		1																				S																																																				
	908161-0160		0104-0109		1																				S																																																				
	908161-0160		0110-		1																			S																																																					
540	BOLT; UNDER PLATE										BCDEFGHIJKLMNOP RS U BCDE L RS U																																																																		
	905820-8450		9311-0002		2																																																																								
	905820-8450		0008-0103		2																																																																								

0-20	TIMING GEAR CASE AND FLYWHEEL HOUSING
FIG-NO.	

KEY NO.	PART NAME																								Remarks											
	PART NUMBER	I T C	APPLIED DATE	L R	Q T Y	4JG1					4JG2																									
					P	P	P	P	P	T	T	T	T	T	P	P	P	P	P	P	P	P	P	P	P	P	P	P	P	P						
					H	H	H	H	V	A	A	A	A	A	A	B	Y	P	P	P	P	P	P	P	P	P	P	P	P	P	P					
					0	0	0	1	2	3	0	0	0	0	0	0	0	0	0	0	0	1	L	0												
					1	2	3	0	0	0	0	0	0	0	1	1	2	3	4	5	6	7	8	9	0											
					1	2	3	0	0	1	1																									
					A	B	C	D	E	F	G	H	I	J	K	L	M	N	O	P	Q	R	S	T	U	V	W	X	Y	Z						
540	BOLT; UNDER PLATE																																			
	905820-8450		0104-0109		2																															
	905820-8450		0110-		2																															
	905820-8450		0003-0007		2																															
542	PLATE; UNDER GEAR CASE																																			
	894328-4400	C	9311-9410		1																															
	897123-7850		9411-0002		1																															
	897123-7850		0003-0007		1																															
	897123-7850		0008-0103		1																															
	897123-7850		0104-0109		1																															
	897123-7850		0110-		1																															
544	NUT; SPACER																																			
	909110-4080		9311-0103		2																															
	909110-4080		0104-0109		2																															
	909110-4080		0110-		2																															
545	WASHER; LK																																			
	909150-5080		9311-0103		1																										ID=8.2					
	909150-5080		0104-0109		1																										ID=8.2					
	909150-5080		0110-		1																										ID=8.2					
	909150-5100		0110-		1									S																	ID=10.2					

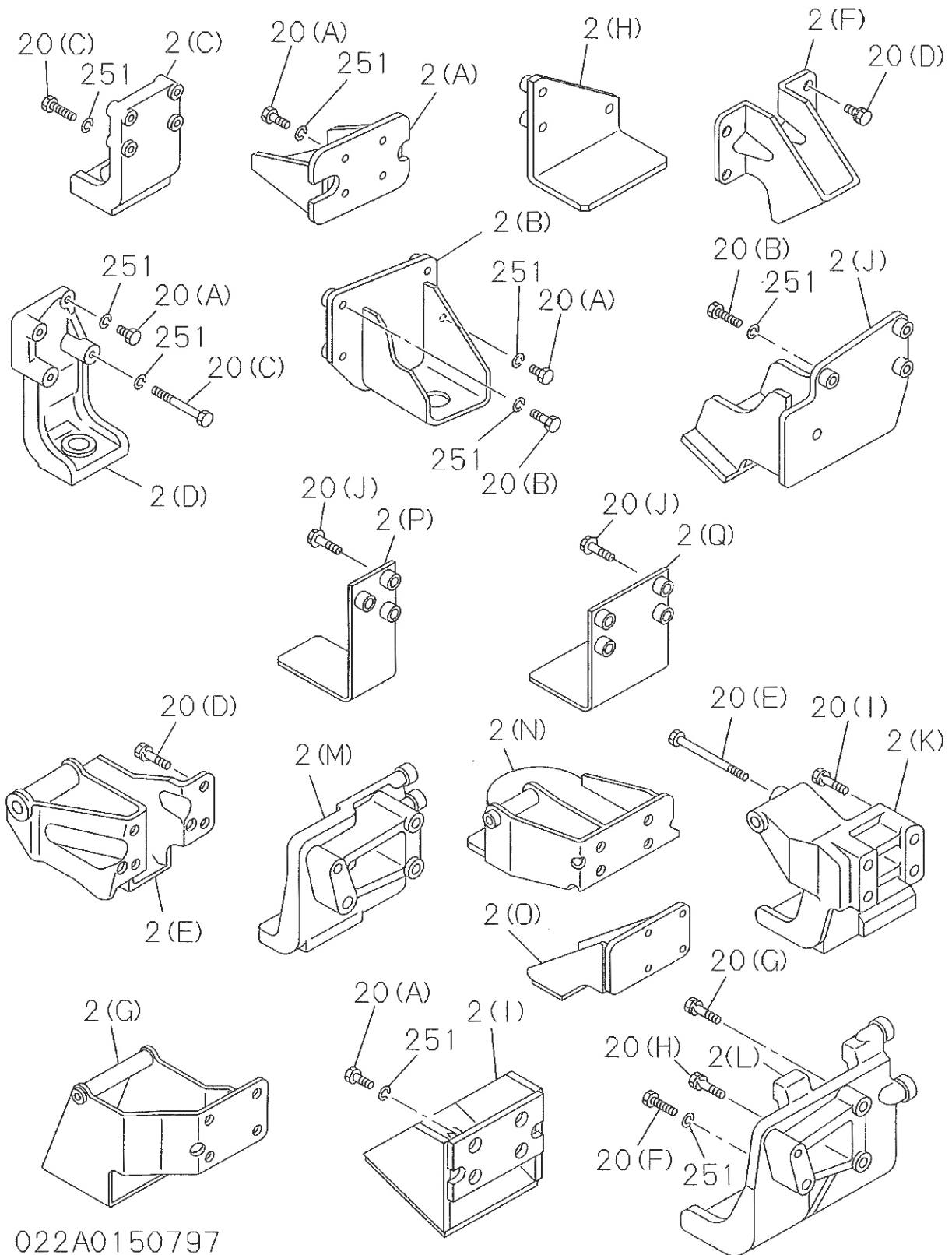
MEMO



0-22

ENGINE MOUNTING

FIG-NO.



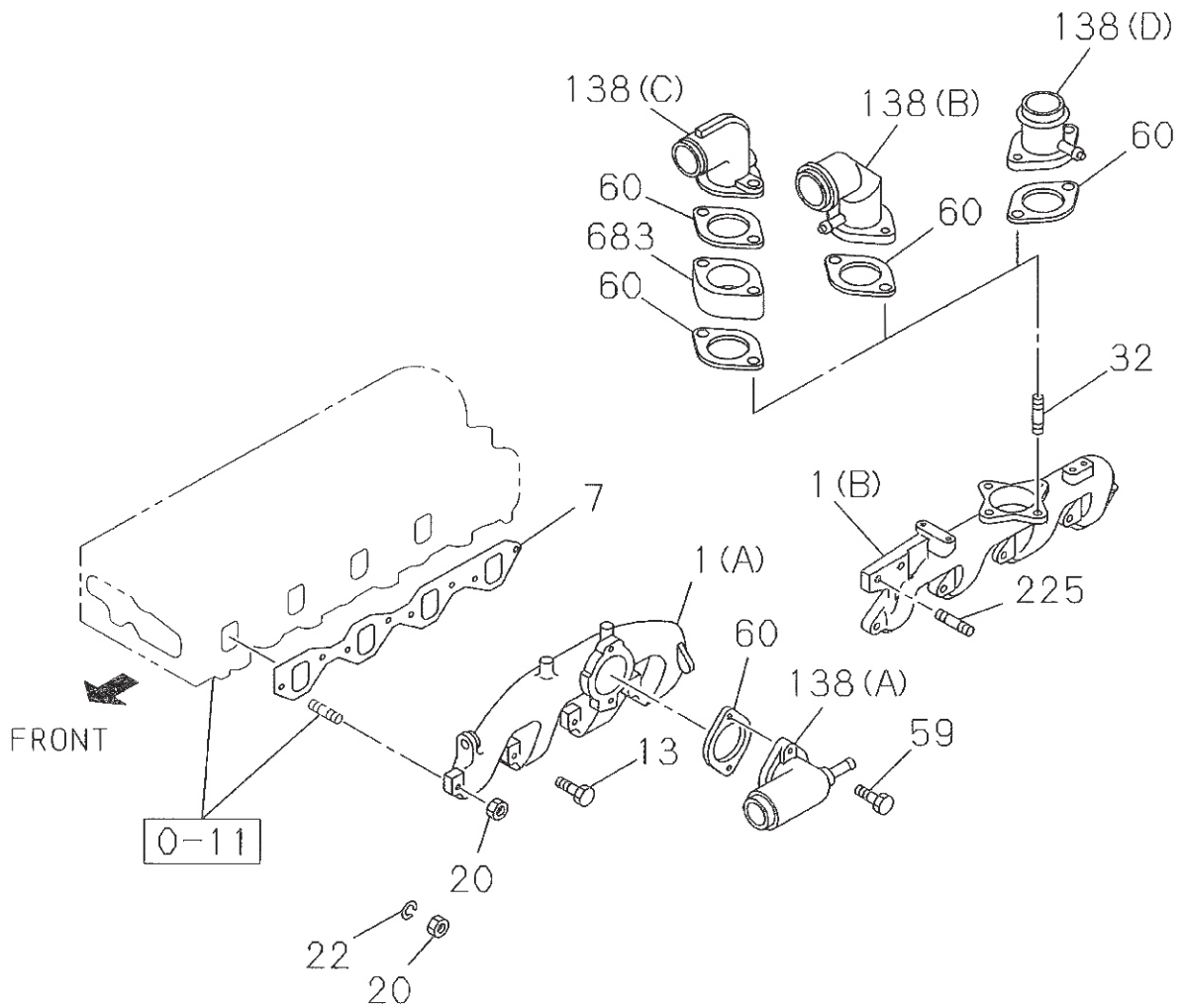
022A0150797

MEMO

0-25

INLET MANIFOLD

FIG-NO.



025A0150797

INLET MANIFOLD

0-25

FIG-NO.

KEY NO.	PART NAME										Remarks						
	PART NUMBER	ITC	APPLIED DATE	LR	QTY	4JG1						4JG2					
						PPPPPPPPPPPTTTT	HHHHVVAAAAABYP	000	1 0000	0 0	PPPPPPPPPPPPPP	DDEEFGJJJJJJJJ	0 0	000	0000001L	0	
						123	0AAAWWAADDHNW	123	1223	1 1	1 1	123	4567890	1			
						ABCDEF	GHIJKL	MNOP	QRST	UVWXY	Z	ABCDEF	GHIJKL	MNOP	QRST	UVWX	
1	MANIFOLD; INL																
(A)	894407-6162		9311-9609		1												
(A)	894109-9014		9610-0209		1								FGHI			RST	
(A)	894407-6162		9709-0209		1								BC EFGHI			LMNO RSTU	
(A)	894449-7241	A	9311-9503		1										JK	P	
(A)	897110-5141		9504-0209		1											Q	
(A)	897110-5141		0210-		1											Q	
(B)	897170-8640		9311-		1								BC EFGHI			JKLMNOPQRSTU	
(B)	897011-4882		9905-		1	1	ABCDEF	GHIJKL	MNOPQRS				ZA D				
7	GASKET; INL MANIF TO HD																
	897066-7411	C	9311-9903		1	A	E										
	897212-5400		9904-		1	1	ABCDEF	GHIJKL	MNOPQRS				Z	ABCDEF	GHIJKL	MNO QRSTU	
											<i>---ALSO INCLUDED IN GASKET SET(ENGINE)</i>						
													Z	ABCDEF	GHIJKL	MNOPQRSTU	
13	BOLT; INL MANIF																
	050040-8250		9311-		6											Q	
	050040-8250	A	9311-9805		6								Z	BCDEFGHI	JKL	RSTU	M8X25 W/LK WASHER
	028080-8250		9806-		6	1	ABCDEF	GHIJKL	MNOPQRS				Z	ABCDEF	GHIJKL	MNOP RSTU	M8X25 FLANGE
20	NUT; INL MANIF																
	909110-5080		9311-0103		2		E	G									
	909110-5080		0104-		2								Z	ABCDEF	GHIJKL	MNOP RSTU	
	509440-0050		9311-		2											Q	
	091150-2080		9905-0103		2	ABC	F	JK	Q	S							
	091150-2080		0104-		2	1	ABCDEF	GHIJKL	MNOPQRS								
22	WASHER; LK, INL MANIF																
	909150-5080		9311-		2	1	ABCDE	GHIJKL	MNOPQRS				Z	ABCDEF	GHIJKL	MNOP RSTU	
32	STUD; INL PIPE																
	894342-7130		0107-0209		2				M								M10X28
59	BOLT; INL PIPE TO MANIF																
	050041-0250	A	9311-9805		2								Z	D			M10X25 W/LK WASHER
	028681-0250		9806-0003		2	A	G	JK	Q				ZA	D			M10X25 FLANGE
	028681-0250		0004-		2	AB	G	I	KL	NOPQRS			ZA	D			M10X25 FLANGE
	050051-0250	A	9311-9805		2								BC	EFGHIJKL		RSTU	M10X25 W/LK WASHER
	028781-0250		9806-		2								BC	EFGHIJKL	MNOP	RSTU	M10X25 FLANGE
	028781-0250		0210-		2				M								M10X25 FLANGE
	028081-0500		0004-		2	CD	H	J									M10X50 FLANGE
60	GASKET; INL PIPE																
	897022-5710		9311-0003		1	A	G	JKL	Q				ZA	D			
	897022-5710		0004-		1	AB	G	I	K	MNOPQRS			ZA	D			
	897022-5710		0004-		2	CD	H	J									
	897035-8830		9311-0208		1								BC	EFGHIJKL	MNOP	RSTU	
	897022-5710		0209-		1								BC	EFGHIJKL	MNOP	RSTU	
138	PIPE; INL																
(A)	897107-9581		9311-		1								ABC	EFGHIJKL	MNOP	RS	
(B)	894340-4031		9311-		1												
(B)	894449-7091		9311-		1								Z				U
(C)	897011-0740		9311-		1	1	ABCD	GHIJKL									T
(D)	897359-4470		0210-		1				M								

0-25

INLET MANIFOLD

FIG-NO.

KEY NO.

PART NAME

4JG1

4JG2

PPPPPPPPPTTTTT	PPPPPPPPPPPPPPPPPP
HHHHVAAAAABYPPPP	DDEEFJJJJJJJJJJKLLSZ
000 0AAAWWAADDHNNW	0 0 000000001L 0
123 1 0000 0 0	1 1 1234567890 1
1223 1 1	
ABCDEFGHIJKLMN O PQRST UVWXY	ZABCDEFGHIJKLMN O PQRST UVWXY

Remarks

225 STUD; FUEL FILTER

909630-0200

9311-

2 ABCDEFGH JKLMN QRS

ZA D

M10X24 L=41

683 PLATE; JOINT

897257-9790

0004-

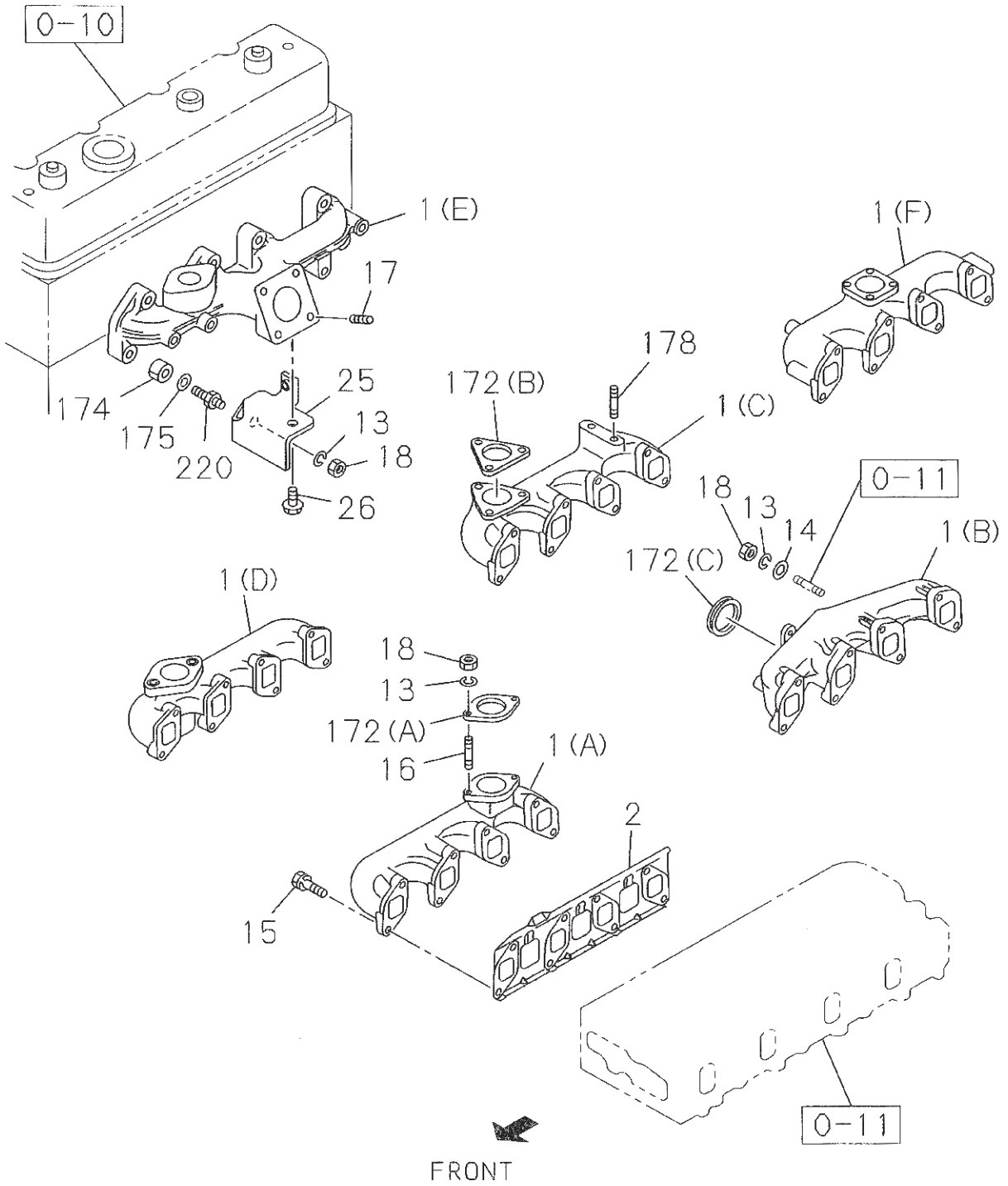
1 CD H J

MEMO

0-27

EXHAUST MANIFOLD

FIG-NO.



027A0150797


EXHAUST MANIFOLD

0-27

FIG-NO.

KEY NO.	PART NAME															Remarks					
																	4JG1				
	PART NUMBER	I T C	APPLIED DATE	L R	Q T Y	0 0 0 1 2 3	A A A A 1 0 0 0 1 2 2 3	B B B B 0 A A A W W W A A D D	P P P P A A B Y P P P P P	T T T T D H N W	0 0 0 0	1 1	P P P P 0 0	E E E F 1 1	G J J J 1 2 3		J J J J 4 5 6 7	K K L L 8 9 0	S Z	0 1 L 0 0 1	
A B C D E F G H I J K L M N O P Q R S T U V W X Y Z							A B C D E F G H I J K L M N O P Q R S T U V W X														
1 MANIFOLD; EXHAUST																					
(A)	894147-5330		9311-0007		1																
(A)	897021-6900		9311-0007		1							ZA									
(A)	894451-9902		9905-0007		1	ABC							BC	FGHI	JKLMN	OP				U	
(A)	894451-9902		0008-		1	ABCD		I		M			BC	FGHI	JKLMN	OP				U	
(B)	897065-9601		9311-		1						JKL										
(C)	894377-2633		9311-		1																
(D)	894428-8032		9907-0007		1					E	G										
(D)	894428-8032		0008-		1					EFG			ZA								
(D)	894468-2310		0110-		1					H											
(E)	897039-4733		0003-		1																
(F)	897240-4430		0110-		1																
2 GASKET; EXH MANIF TO HD																					
—ALSO INCLUDED IN GASKET SET(ENGINE)																					
	897109-2161	A	9311-9409		1									F							
	897109-2161		9410-0211		1	ABCDEFGHIJKLMN	OPQRS						ZABCDEFGHIJKLMN	OPQRSTU							
	897350-3170		0212-		1	ABCDEFGHIJKLMN	OPQRS						ZABCDEFGHIJKLMN	OPQRSTU							
	897020-5910	A	9311-9409		1																Q
13 WASHER; LK, EXH MANIF																					
	909150-5080		9311-		2	ABCDEFGHIJKLM	Q						ZABCDEFGHIJKLMN	OP RSTU							
	909150-5100		9311-		4									E							
	109500-0100		0007-		2																RS
	109500-0100		0110-		8																OP
14 WASHER; PL, EXH MANIF																					
	109503-2190		9308-		2																Q
	897257-9140		0207-		2																N
15 BOLT; EXH MANIF																					
	050040-8300		9311-		6	ABCDEFGHI	I	M					ZABCD	FGHI	JKLMN	OP				U	
	897045-4410	A	9311-9609		6																Q
	897131-5971		9610-		6																Q
	050040-8350		9311-		6			H		JKL	Q		E							RST	
16 STUD; EXH PIPE TO MANIF																					
	904731-0280		9311-		3									D							
	904110-8250		9311-		2	ABCD		I		M				BC	FGHI	JKLMN	OP			U	
	894449-4630	A	9311-9311		4																Q
	509302-0070		9312-		4																Q
	904411-0220		9311-		4																T
	904411-0250		9311-		4					J				E							RS
	904130-8400		0110-		5																OP
17 STUD; MANIF TO TURBOCHARGER																					
	894257-3190		0003-		4																NO PQRS
18 NUT; EXH MANIF																					
	909110-4080		9311-		2	ABCDEFGHIJKLM	Q						ZABCDEFGHIJKLMN	OP RSTU							
	909110-5080		0003-		1																OPQRS
	109400-1181		0007-		8																OP RS
	909110-5080	A	9311-9609		2																Q
	091150-2080		9610-		2					N											Q
	909110-4100		9311-		4									E							

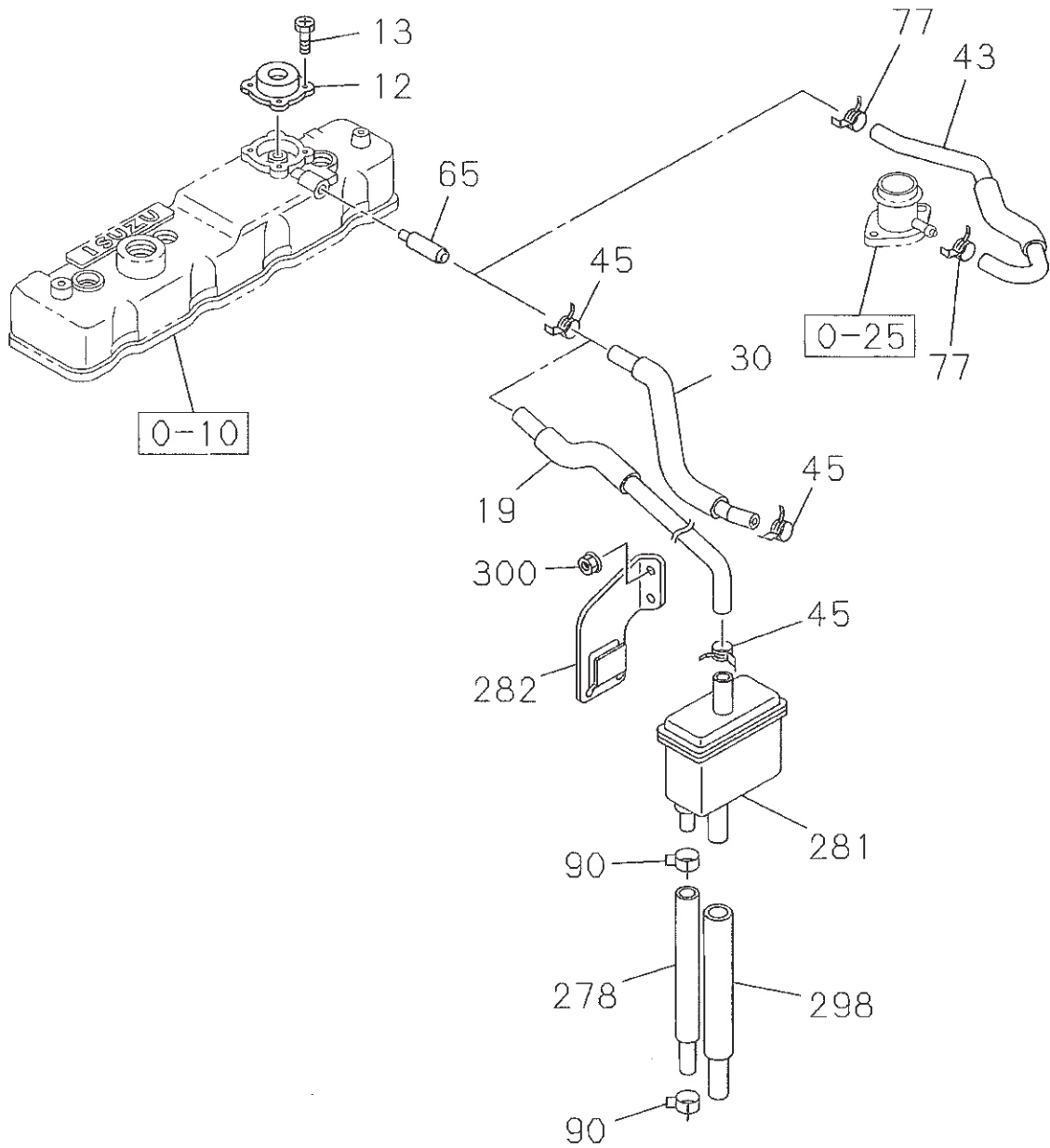
MEMO



0-28

VENTILATION SYSTEM

FIG-NO.



028A0150797

VENTILATION SYSTEM

0-28

FIG-NO.

KEY NO.	PART NAME		APPLIED DATE	L R QTY	PART NUMBER	Remarks																																																																																																																																																																																																																	
					<table style="width: 100%; font-size: small;"> <tr> <td colspan="12" style="text-align: center;">4JG1</td> <td colspan="12" style="text-align: center;">4JG2</td> </tr> <tr> <td>PPPPPPPPPPPP</td><td>TTTTTTT</td><td colspan="12"></td><td>PPPPPPPPPPPP</td><td>PPPPPPPPPPPP</td><td colspan="12"></td> </tr> <tr> <td>HHHHVAAAAA</td><td>ABYPPPPP</td><td colspan="12"></td><td>ODEEFGJJJJ</td><td>JJJJJJJKLLSZ</td><td colspan="12"></td> </tr> <tr> <td>000</td><td>0AAA0000</td><td>WAAAD</td><td>DHNW</td><td>0</td><td>0</td><td colspan="12"></td><td>0</td><td>0</td><td>000</td><td>0000001L</td><td>0</td><td colspan="12"></td> </tr> <tr> <td>123</td><td>1</td><td>0000</td><td></td><td>1</td><td>1</td><td colspan="12"></td><td>1</td><td>1</td><td>123</td><td>4567890</td><td>1</td><td colspan="12"></td> </tr> <tr> <td></td><td></td><td>1223</td><td></td><td></td><td></td><td colspan="12"></td><td></td><td></td><td></td><td></td><td></td><td colspan="12"></td> </tr> <tr> <td colspan="12" style="text-align: center;">AB CDEFGHIJ KLMNOPQRSTU VWXYZ</td> <td colspan="12" style="text-align: center;">AB CDEFGHIJ KLMNOPQRSTU VWXYZ</td> </tr> </table>	4JG1												4JG2												PPPPPPPPPPPP	TTTTTTT													PPPPPPPPPPPP	PPPPPPPPPPPP													HHHHVAAAAA	ABYPPPPP													ODEEFGJJJJ	JJJJJJJKLLSZ													000	0AAA0000	WAAAD	DHNW	0	0													0	0	000	0000001L	0													123	1	0000		1	1													1	1	123	4567890	1															1223																																	AB CDEFGHIJ KLMNOPQRSTU VWXYZ												AB CDEFGHIJ KLMNOPQRSTU VWXYZ												
4JG1												4JG2																																																																																																																																																																																																											
PPPPPPPPPPPP	TTTTTTT													PPPPPPPPPPPP	PPPPPPPPPPPP																																																																																																																																																																																																								
HHHHVAAAAA	ABYPPPPP													ODEEFGJJJJ	JJJJJJJKLLSZ																																																																																																																																																																																																								
000	0AAA0000	WAAAD	DHNW	0	0													0	0	000	0000001L	0																																																																																																																																																																																																	
123	1	0000		1	1													1	1	123	4567890	1																																																																																																																																																																																																	
		1223																																																																																																																																																																																																																					
AB CDEFGHIJ KLMNOPQRSTU VWXYZ												AB CDEFGHIJ KLMNOPQRSTU VWXYZ																																																																																																																																																																																																											
12	VENTILATOR; AIR		9311-0212	1	894250-1720 A 897119-8870	ABCDEFGHIJKLMNOPQRS ABCDEFGHIJKLMNOPQRS ZABCDEFGHIJKLMNOPQRSTU ZABCDEFGHIJKLMNOPQRSTU																																																																																																																																																																																																																	
13	SCREW; VENTILATOR TO HD COVER		9311-	4	903910-4080	ABCDEFGHIJKLMNOPQRS ZABCDEFGHIJKLMNOPQRSTU	MAX8 W/PL WASHER																																																																																																																																																																																																																
19	HOSE; RUBBER BREATHER		9311-	1	897018-5510		T																																																																																																																																																																																																																
			0011-	1	894465-6600	AB EF IJKL R																																																																																																																																																																																																																	
			9905-0010	1	894465-6600	ABC E J																																																																																																																																																																																																																	
			0011-	1	897305-2250	CD																																																																																																																																																																																																																	
			9906-	1	897231-1710	G																																																																																																																																																																																																																	
			0003-	1	897248-1970	H N Q S																																																																																																																																																																																																																	
			0106-0209	1	897192-7700	M																																																																																																																																																																																																																	
30	HOSE; VENTILATOR, CYL HD COVER		9311-	1	894340-2611		Q																																																																																																																																																																																																																
			9311-	1	897171-2620	ZA																																																																																																																																																																																																																	
			9311-	1	897114-2241	BC EFGHIJKLMNOP RS U																																																																																																																																																																																																																	
			9311-	1	897037-1581	D																																																																																																																																																																																																																	
43	HOSE; PCV		0210-	1	897327-9400	M																																																																																																																																																																																																																	
45	CLIP; PCV HOSE		9906-	3	894121-1131	G	ID=20.4																																																																																																																																																																																																																
			9311-0209	2	894121-1131	LM	ID=20.4																																																																																																																																																																																																																
			0210-	2	894121-1131	L	ID=20.4																																																																																																																																																																																																																
			9701-	1	894121-1131	ABCDEF HIJKLMN QRS	ID=20.4																																																																																																																																																																																																																
65	PIPE; BREATHER		9311-	1	894250-6151	ABCDEFGHIJKLMNQRST	ZABCDEFGHIJKLMNQRSTU																																																																																																																																																																																																																
77	CLIP; PCV HOSE		0210-	1	894121-1130	M																																																																																																																																																																																																																	
90	CLIP; RUBBER HOSE		9906-0209	2	894238-6100	G M																																																																																																																																																																																																																	
			0210-	2	894238-6100	G																																																																																																																																																																																																																	
278	HOSE; RUBBER, CATCH TANK		9906-	1	897233-4260	G																																																																																																																																																																																																																	
			0107-0209	1	897192-7690	M																																																																																																																																																																																																																	
281	TANK; CATCH, PCV		9906-0104	1	897065-5440	G																																																																																																																																																																																																																	
			0105-0110	1	897232-2113	G M																																																																																																																																																																																																																	
			0111-0209	1	897232-2113	G M																																																																																																																																																																																																																	
			0210-	1	897232-2113	G																																																																																																																																																																																																																	
282	BRACKET; CATCH TANK		9906-	1	897231-1640	G																																																																																																																																																																																																																	
			0107-0209	1	897192-6530	M																																																																																																																																																																																																																	

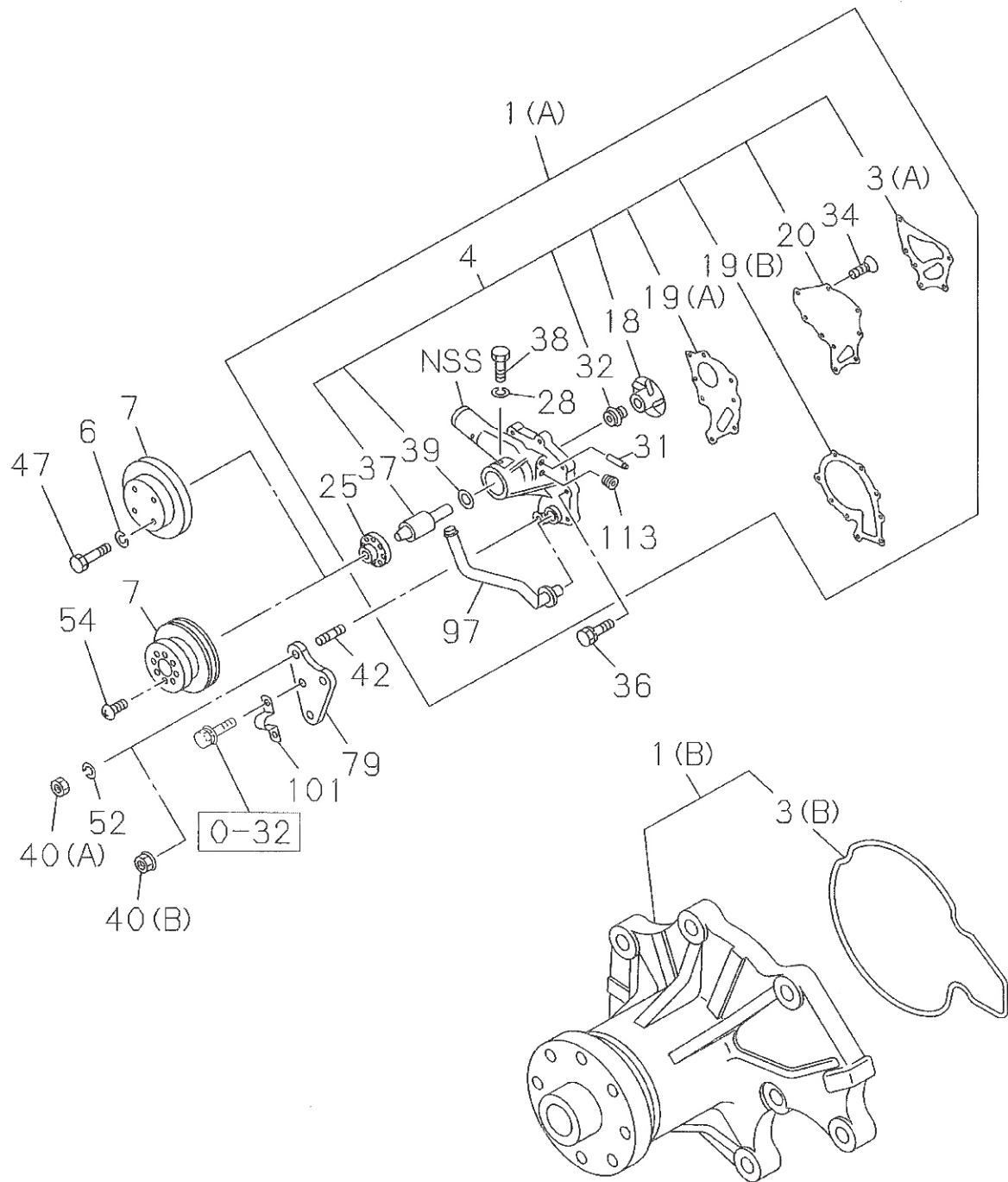
MEMO

A large, empty rectangular box with a thin black border, occupying most of the page. It is intended for the main content of the memo.

0-30

WATER PUMP AND CORROSION RESISTOR

FIG-NO.



030A0150797

WATER PUMP AND CORROSION RESISTOR

0-30

FIG-NO.

KEY NO.	PART NAME	PART NUMBER	I T C	APPLIED DATE	L R	Q T Y	4JG1	4JG2	Remarks															
							P P P P P P P P P P P P P P P T T T T T H H H H V V A A A A A A B Y P P P P P 0 0 0 O A A A W W A A D D H N W 1 2 3 1 0 0 0 0 0 0 0 1 2 2 3 1 1						P O D E E F G J J J J J J J J J J K L L S Z 0 0 0 0 0 0 0 0 0 0 1 L 0 1 1 1 2 3 4 5 6 7 8 9 0 1											
							A	B		C	D	E	F	G	H	I	J	K	L	M	N	O	P	Q
1 PUMP ASM; WATER, W/GASKET																								
(B)	897123-3302	9311-0108					1	A B C E F G J K M Q											ZA					
(B)	897105-0123	0109-					1	A B C D E F G H I J K L M O P Q R											ZA					
(A)	897028-5900	9311-0203					1													BC EFG I JKLMNOP RS U				
(A)	897028-5920	9705-0203					1													D H				
(A)	897028-5900	0204-					1													BCDEFGHI JKLMNOP RS U				
(A)	897045-1800	9311-					1																Q T	
(A)	897333-3950	0011-					1						N										S	
3 GASKET; PUMP TO C/BL —ALSO INCLUDED IN GASKET SET (ENGINE)																								
(B)	894178-0810	9311-					1	A B C D E F G H I J K L M O P Q R											ZA					
(A)	897095-5120	9311-					1													BCDEFGHI JKLMNOP RS U				
(A)	897090-8810	9311-					1																Q T	
4 REPAIR KIT; WATER PUMP																								
	897028-5970	9311-					1													BCDEFGHI JKLMNOP RS U				
	897333-3960	0011-					1																Q T	
	897045-1810	9311-					1																Q T	
6 WASHER; PL, PULLEY																								
	909164-7060	9311-					4	A B C D E F G H J K L M O P Q R											ZA				Q	
7 PULLEY; WATER PUMP																								
	894149-3591	9311-0103					1													BCDEFGH LMNO RS U				1-GROOVE OD=130
	894149-3591	0104-					1													DEFGH JK MNOP U				1-GROOVE OD=130
	897258-9830	0104-0110					1						N							BC L RS				1-GROOVE OD=130
	897258-9830	0111-					1						N							B L RS				1-GROOVE OD=130
	897036-9560	9311-0110					1													IJK P				1-GROOVE OD=130
	897036-9560	0111-					1													C IJK P				1-GROOVE OD=130
	894459-8153	9411-					1													ZA				1-GROOVE OD=120
	897225-1200	9905-					1	A B G H															Q T	1-GROOVE OD=136
	897241-3670	0011-					1	A B C I O P Q																1-GROOVE OD=153
	897288-5501	0010-0211					1																	2-GROOVE OD=130
	897288-5501	0212-					1																	2-GROOVE OD=130
	897363-5890	0212-					1																	2-GROOVE OD=130
	894427-3602	0007-0203					1																	1-GROOVE OD=130
	894146-6381	0204-					1																	1-GROOVE OD=130
18 IMPELLER; WATER PUMP																								
	894114-7270	9311-					1													BCDEFGHI JKLMNOPQRSTU				
19 GASKET; COVER TO BODY																								
(B)	894170-1280	9311-					1													BCDEFGHI JKLMNOP RS U				
(A)	897043-1871	9311-					1																Q T	
20 COVER; WATER PUMP																								
	894170-1270	9311-					1													BCDEFGHI JKLMNOP RS U				
	897042-8801	9311-					1																Q T	
25 CENTER; WATER PUMP																								
	513642-0640	9311-					1													BCDEFGHI JKLMNOPQRSTU				
28 WASHER; WATER PUMP																								
	909150-5080	9311-					1													BCDEFGHI JKLMNOPQRSTU				

0-30

WATER PUMP AND CORROSION RESISTOR

FIG-NO.

KEY NO.	PART NAME																									Remarks
	PART NUMBER	I T C	APPLIED DATE	L R	Q T Y	4JG1										4JG2										
						P	P	P	P	P	P	P	P	T	T	T	T	P	P	P	P	P	P	P	P	
						HHHVV	AAAA	ABYP	PPPP	000	0AAA	WWAAD	DHNW	000	000	000	000	000	01L	0	11	123	456	789	0	
						ABCDEF	GHIJ	KLMN	OPQR	STUV	WXYZ	Z	ABCDEF	GHIJ	KLMN	OPQR	STUV	WXYZ								
31	PIPE; SUCTION, INL 894111-6150 9311- 1 N S																									
32	SEAL UNIT; WATER PUMP 894422-3260 9311- 1 897237-5320 0011- 1 N S																									
34	SCREW; COVER TO BODY, WATER PUMP 903065-8160 9311- 3 N S																									
36	BOLT; WATER PUMP TO C/BL 509000-0841 A 9311-9805 5 109044-0711 9806- 5 050040-8400 9311- 1 050040-8400 A 9311-9805 1 028680-8400 9806- 1 894205-9861 A 9311-9805 2 028080-8600 9806- 2 N S 509000-0841 9311- 2 N S																									M8X55 W/LK WASHER M8X55 FLANGE M8X40 W/LK WASHER M8X40 W/LK WASHER M8X40 FLANGE M8X65 M8X60 FLANGE M8X55 W/LK WASHER
37	BEARING UNIT; WATER PUMP 894110-5600 9311- 1 N S																									
38	SCREW; WATER PUMP 909814-0141 9311- 1 N S																									
39	THROWER; WATER PUMP 913639-0010 9311- 1 N S																									
40	NUT; WATER PUMP (A) 894224-8290 9311- 2 (A) 909110-4080 9311- 3 (B) 894279-0500 9311- 3 N S																									M8 M8 M8
42	STUD; WATER PUMP 904110-8220 9311- 2 904110-8400 9311- 3 904110-8400 0102- 1 904110-8450 0102- 2 N S																									M8X22 L=33 M8X40 L=52 M8X40 L=52 M8X45 L=57
47	BOLT; PULLEY TO CENTER 050040-8120 9709-9810 4 050040-8160 9811- 4 050040-6160 0010- 4																									M8X12 W/LK WASHER M8X16 W/LK WASHER M8X16 W/LK WASHER
52	WASHER; LK, WATER PUMP 909150-5080 9311- 3 N S																									
54	BOLT; PULLEY 903490-6100 9905-0103 2 020800-6120 0104- 2																									M6X10 M6X12
79	BRACKET; WATER PUMP 897310-6880 0011- 1 N S																									

WATER PUMP AND CORROSION RESISTOR

0-30

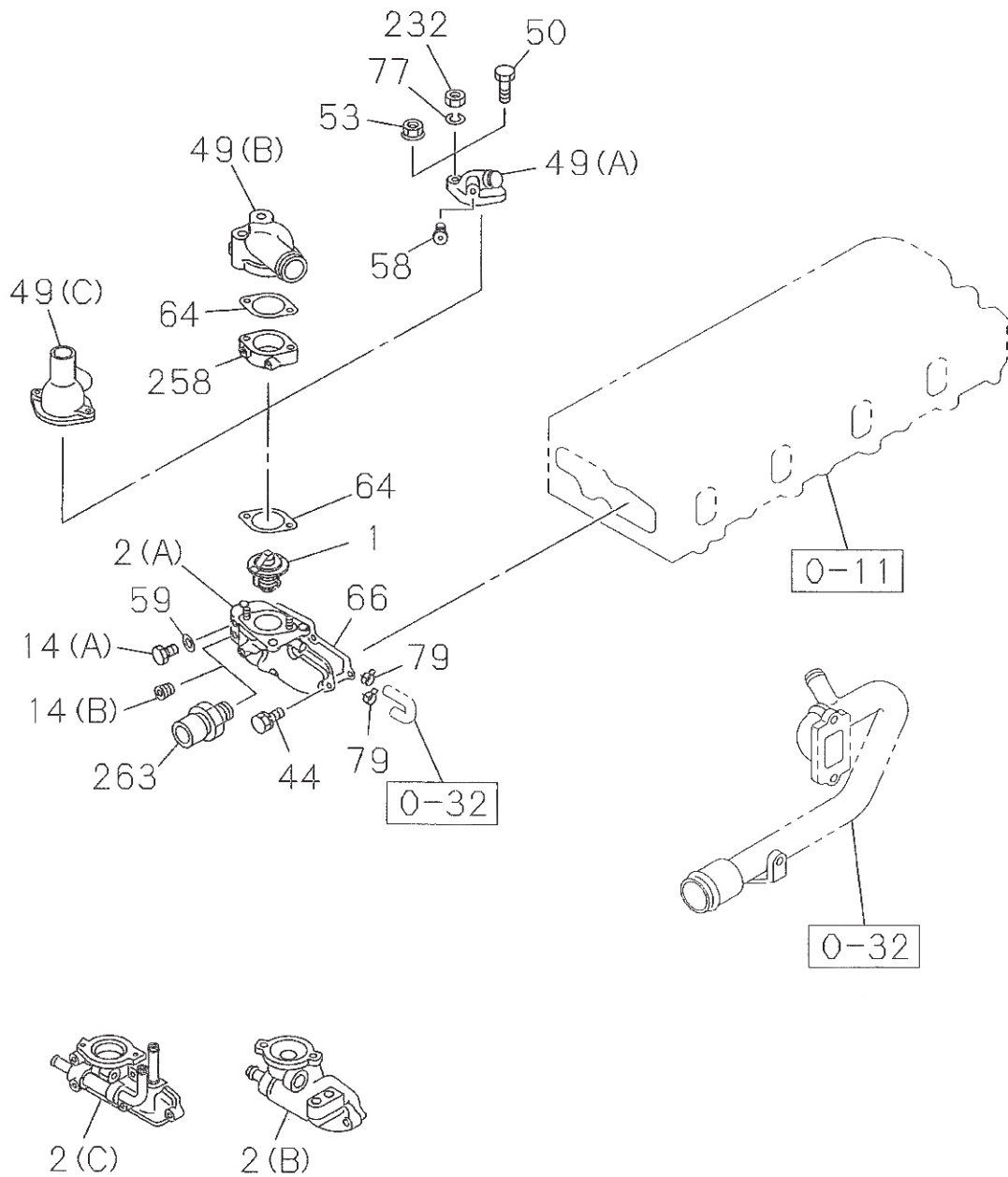
FIG-NO.

KEY NO.	PART NAME																				Remarks			
PART NUMBER	I T C	APPLIED DATE	L R	Q T Y	4JG1										4JG2									
					P P P P P	P P P P P	P P P T T	T T T T T		P P P P P	P P P P P	P P P P P	P P P P P	P P P P P	P P P P P	P P P P P	P P P P P	P P P P P	P P P P P	P P P P P				
					H H H H V	V A A A A	A B Y P P	P P P P P		D D E E F	G J J J J	J J J J J	J J K L L	S Z										
					0 0 0	0 A A A W	W A A D D	H N W		0 0	0 0 0	0 0 0 0 0	0 1 L	0										
					1 2 3	1 0 0 0 0		0 0		1 1	1 2 3	4 5 6 7 8	9 0	1										
						1 2 2 3		1 1																
					A B C D E	F G H I J	K L M N O	P Q R S T	U V W X Y	Z A B C D	E F G H I	J K L M N	O P Q R S	T U V W X										
97	PIPE; WATER	897306-0970						N	S															
		0011-		1																				
101	CLIP; WATER PIPE	897310-6840						N	S															
		0011-		1																				
113	PLUG; WATER PUMP	509605-0050						N	S		B C D E F	G H I J	K L M N O	P Q R S T	U						P T 3/8			
		9311-		1																				

0-31

THERMOSTAT AND HOUSING

FIG-NO.



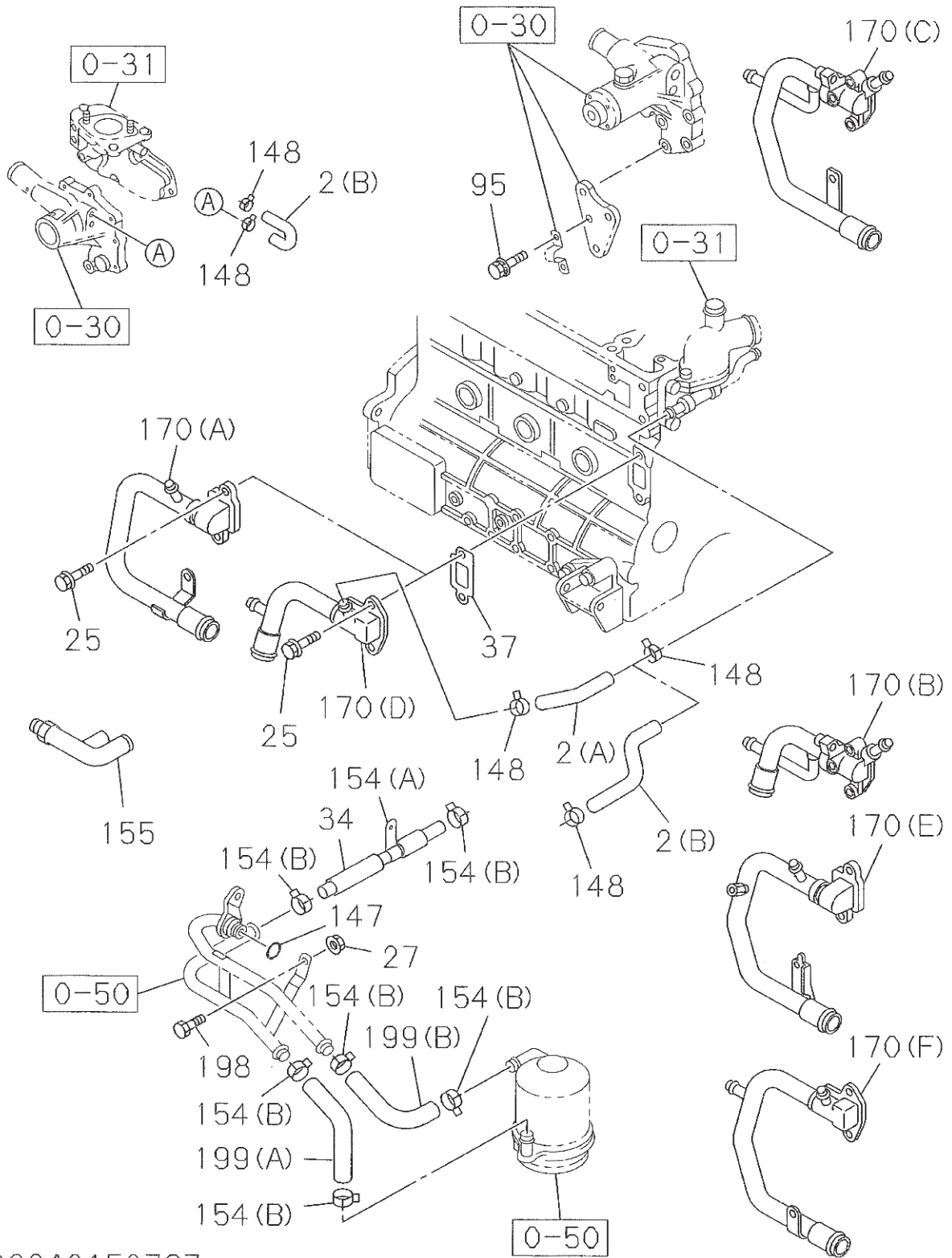
031A0150797

MEMO

0-32


WATER PIPING; ENGINE

FIG-NO.



032A0150797

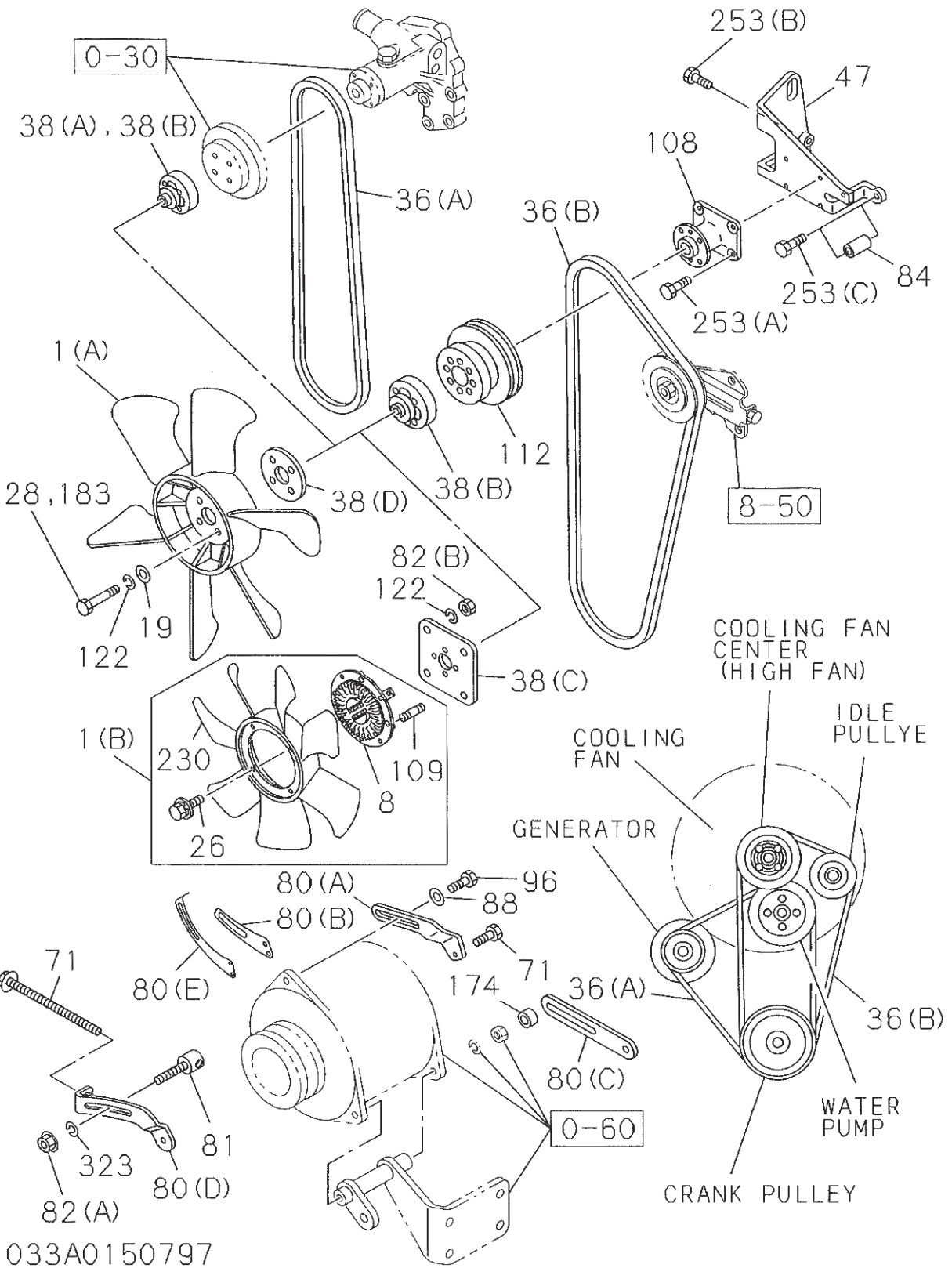
MEMO



0-33

FAN AND FAN BELT

FIG-NO.



033A0150797

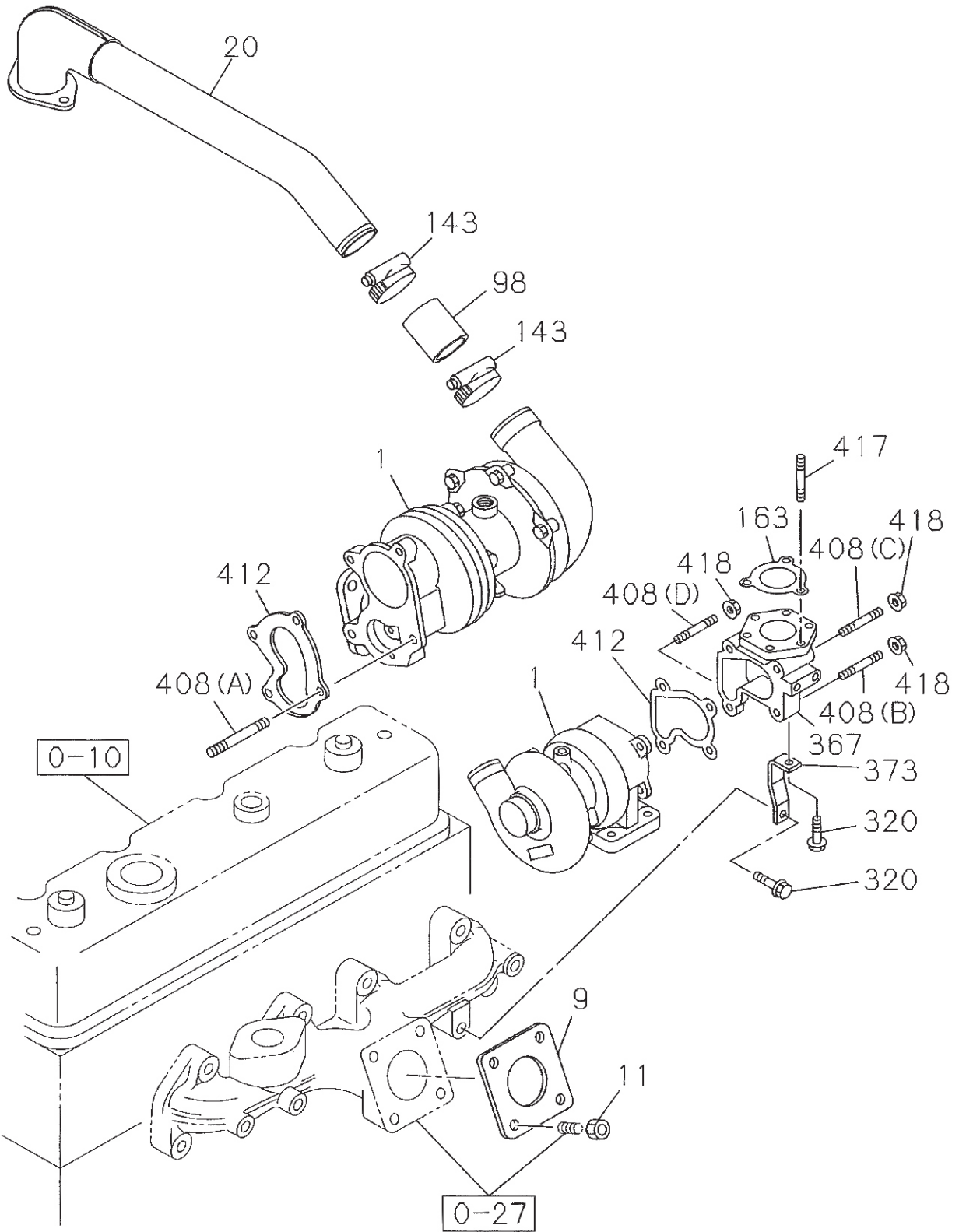
0-33		FAN AND FAN BELT																										
FIG-NO.																												
KEY NO.	PART NAME																											
	PART NUMBER	I T C	APPLIED DATE	L R	Q T Y	4JG1										4JG2										Remarks		
						P	P	P	P	P	P	P	T	T	T	T	P	P	P	P	P	P	P	P	P		P	
						000	000	000	000	000	000	000	000	000	000	000	0 0	0 0	000	00000	01L	0						
123	1	0000	1223	0	0	1	1				1 1	1234	5678	90	1													
ABCDEFGHIJKLMNOPQRSTUVWXYZ																												
109	STUD; FAN CLU																											
897049-5771		0201-		4			D																					
112	PULLEY; FAN CENTER																											
513641-0424		9311-0005		1																	JK	P						1-GROOVE OD=128
513641-0424		0006-		1																	JK							1-GROOVE OD=128
897258-9810		0006-		1																			P					1-GROOVE OD=128
894146-6381		9907-0112		1		EF	J																					1-GROOVE OD=128
894146-6381		0201-		1		EF																						1-GROOVE OD=128
894459-8153		0201-		1			J																					1-GROOVE OD=118
897288-5501		0010-		1				K																				2-GROOVE OD=128
122	WASHER; LK, FAN																											
909150-5060		9905-		4	ABCD		H			OPQ																		ID=6
909150-5080		0201-		4		D																						ID=8.2
174	SPACER; ADJ PLATE																											
509503-1181		9311-		1																							T	
183	BOLT; FAN TO PULLEY																											
050040-8500		9709-		4																	JK	P						M8X50 W/LK WASHER
230	FAN; COOLING																											
897333-3870		0201-		1		D																						
253	BOLT; BRKT, FAN																											
(A) 028080-6200		9709-		4																	JK	P						M6X20 FLANGE
(C) 028081-0200		9709-0012		1																	JK	P						M10X20 FLANGE
(C) 028081-0700		0101-		1																	JK	P						M10X70 FLANGE
(B) 028081-0350		9709-		2																	JK	P						M10X35 FLANGE
323	WASHER; LK, SLIDING PIECE																											
909150-5080		9905-0211		1	ABCD	GH	JKLM	OPQ	S												C							
909150-5080		0212-		1	ABCD	GH	JK	M	OPQ	S												C						

MEMO

0-36

TURBOCHARGER SYSTEM

FIG-NO.



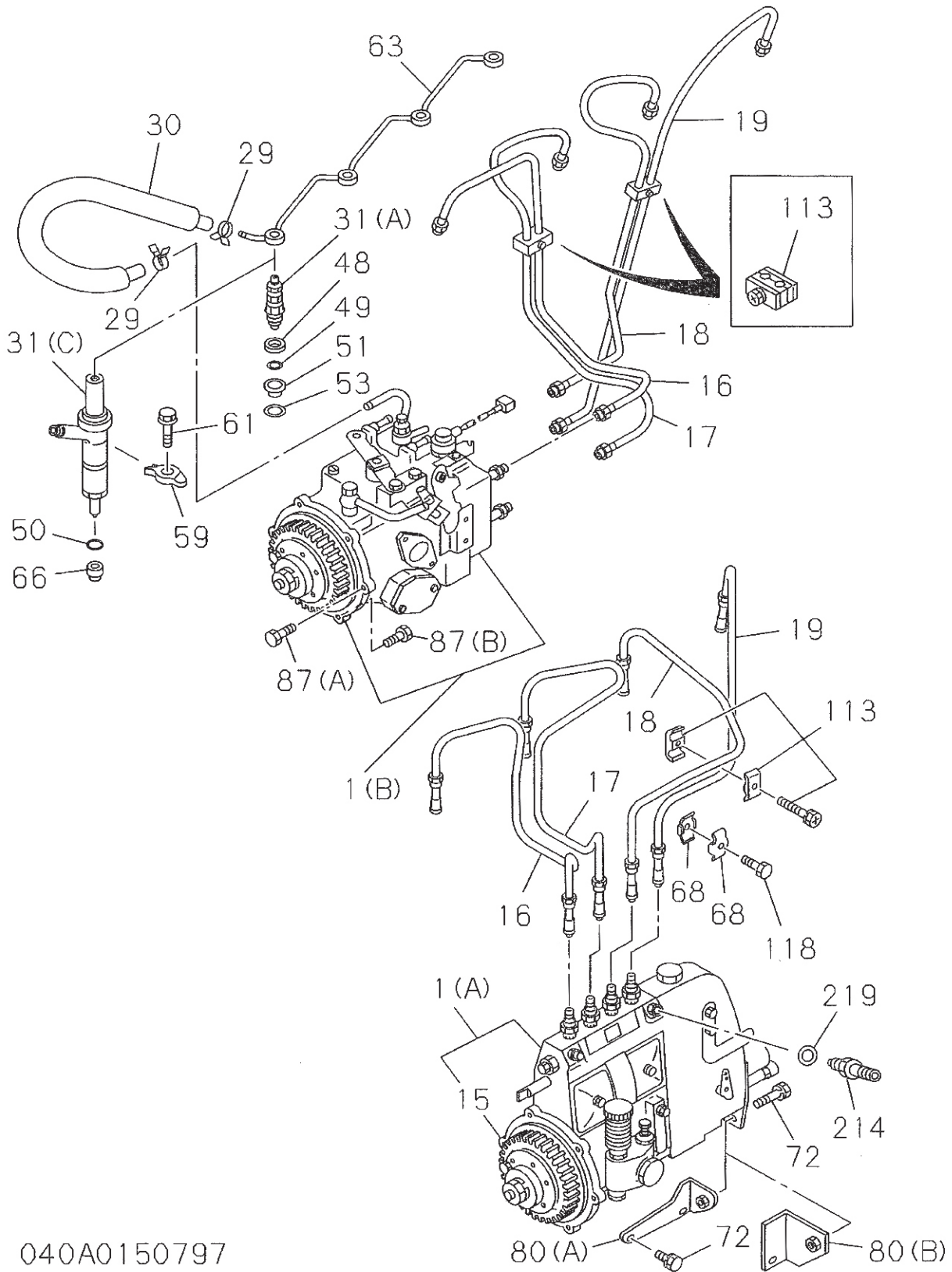
036A0150797

0-40

FUEL INJECTION SYSTEM

FIG-NO.

(NO.1)



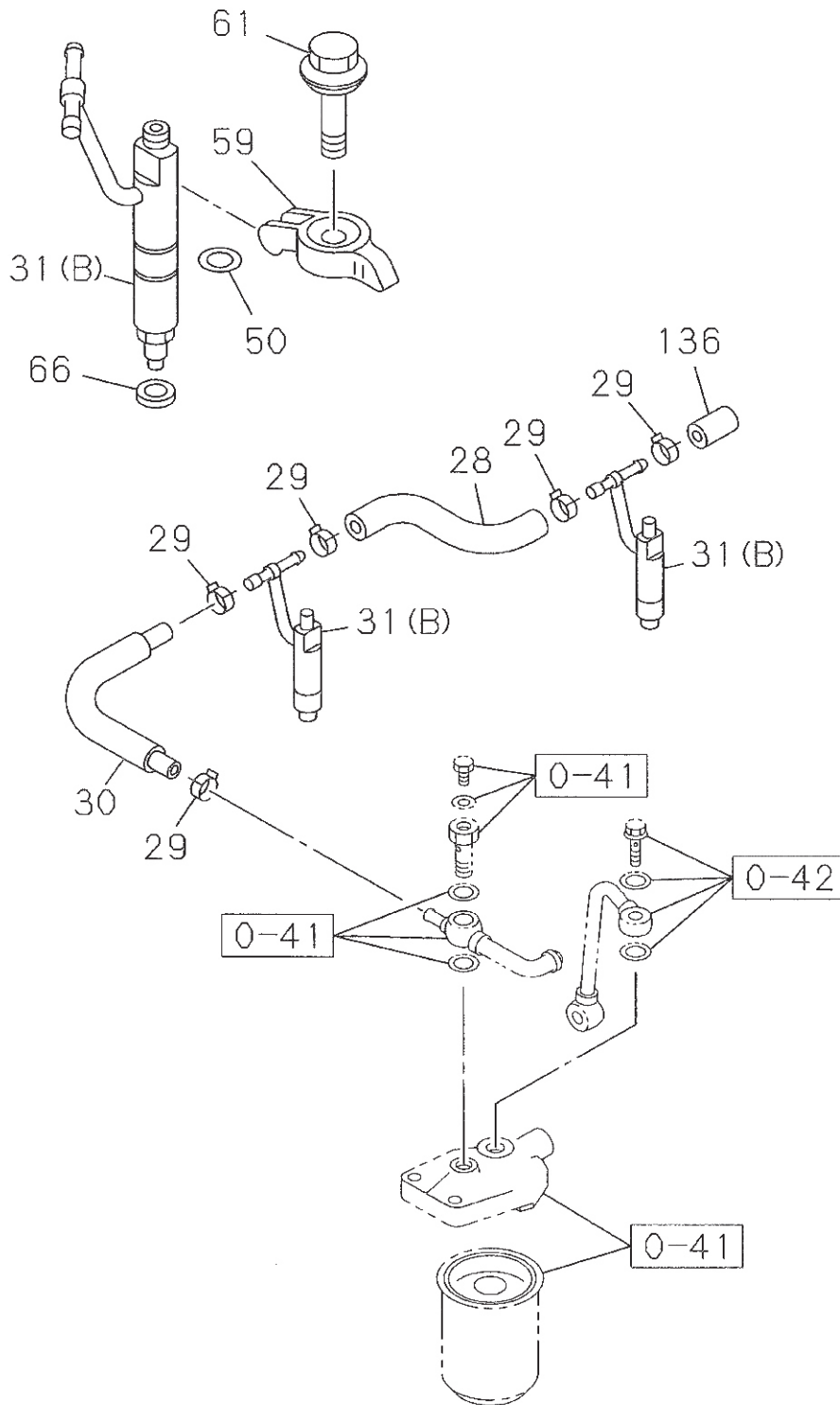
040A0150797

FUEL INJECTION SYSTEM

(NO.2)

0-40

FIG-NO.



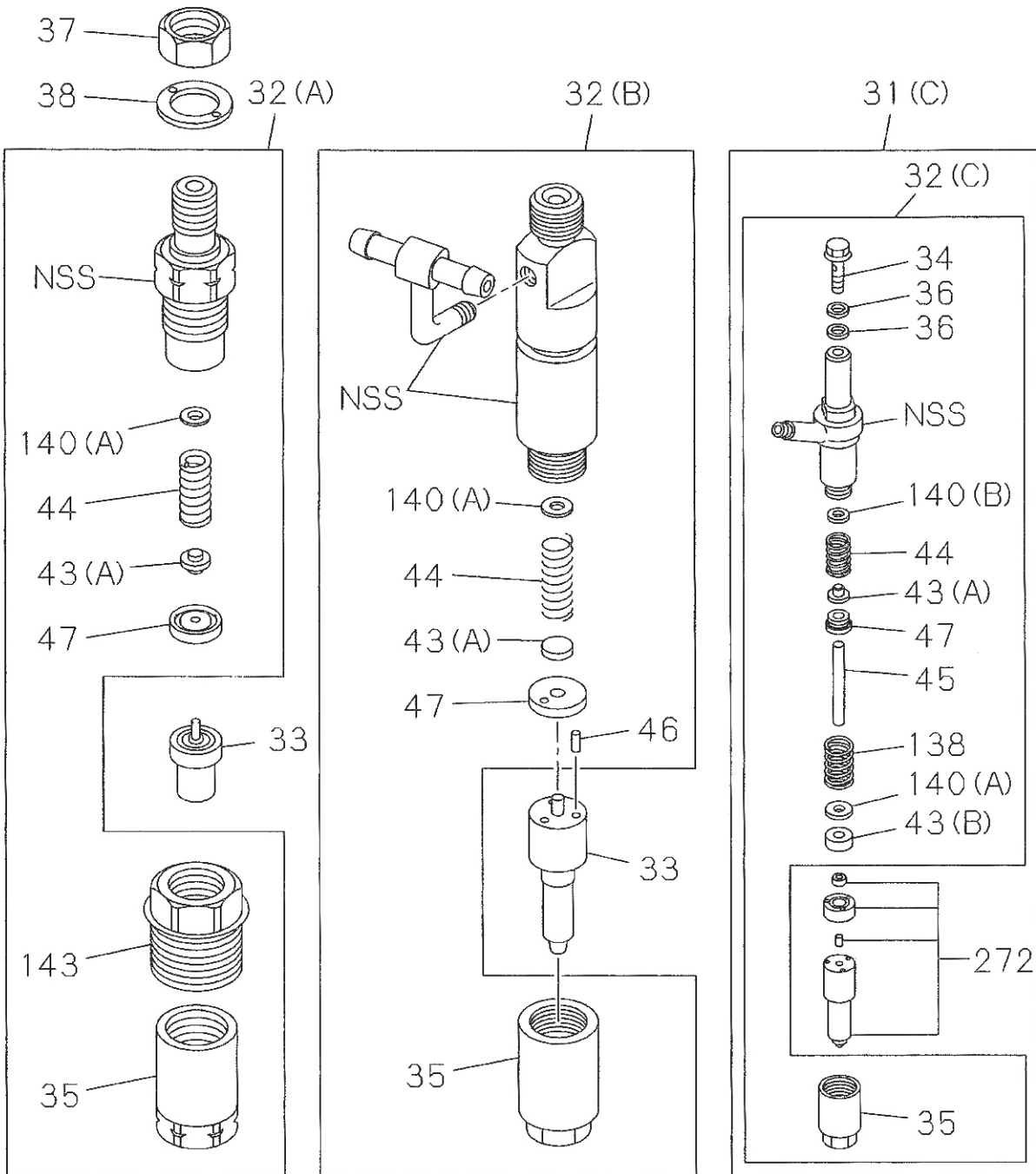
040A0250797

0-40

FUEL INJECTION SYSTEM

FIG-NO.

(NO.3)



040A0350797

FUEL INJECTION SYSTEM

0-40

FIG-NO.

KEY NO.	PART NAME	4JG1												4JG2												Remarks	
		PART NUMBER	ITC	APPLIED DATE	LR	QTY	PPPPPPPPPPPPPTTTT	HHHHVAAAAABYP	PPPP	000	0AAAWWAAD	DHNW	0	0	0	0	PPPPPPPPPPPPPPPPPPPP	DDEEFFGJJJJJJJJJJ	JJKLLSZ	0	0	000	0000001L	0			
					ABCDEF	GHIJKL	MNOP	QRST	UVWXY	Z	ABCDEF	GHIJKL	MNOP	QRST	UVWX												
43	SEAT; NOZZLE SPRING, NOZZLE HOLDER																										
(A)	897223-3390			0204-0204																							
(A)	897223-3390			0205-																							
(B)	897223-3430			0111-0203	AR																						T=2.00
(B)	897223-3430			0204-0204	AR																						T=2.00
(B)	897223-3430			0205-	AR																						T=2.00
(B)	897223-3440			0111-0203	AR																						T=2.02
(B)	897223-3440			0204-0204	AR																						T=2.02
(B)	897223-3440			0205-	AR																						T=2.02
(B)	897223-3450			0111-0203	AR																						T=2.04
(B)	897223-3450			0204-0204	AR																						T=2.04
(B)	897223-3450			0205-	AR																						T=2.04
(B)	897223-3460			0111-0203	AR																						T=2.06
(B)	897223-3460			0204-0204	AR																						T=2.06
(B)	897223-3460			0205-	AR																						T=2.06
(B)	897223-3470			0111-0203	AR																						T=2.08
(B)	897223-3470			0204-0204	AR																						T=2.08
(B)	897223-3470			0205-	AR																						T=2.08
(B)	897223-3480			0111-0203	AR																						T=2.10
(B)	897223-3480			0204-0204	AR																						T=2.10
(B)	897223-3480			0205-	AR																						T=2.10
(B)	897223-3490			0111-0203	AR																						T=2.12
(B)	897223-3490			0204-0204	AR																						T=2.12
(B)	897223-3490			0205-	AR																						T=2.12
(B)	897223-3500			0111-0203	AR																						T=2.14
(B)	897223-3500			0204-0204	AR																						T=2.14
(B)	897223-3500			0205-	AR																						T=2.14
(B)	897223-3510			0111-0203	AR																						T=2.16
(B)	897223-3510			0204-0204	AR																						T=2.16
(B)	897223-3510			0205-	AR																						T=2.16
(B)	897223-3520			0111-0203	AR																						T=2.18
(B)	897223-3520			0204-0204	AR																						T=2.18
(B)	897223-3520			0205-	AR																						T=2.18
(B)	897223-3530			0111-0203	AR																						T=2.20
(B)	897223-3530			0204-0204	AR																						T=2.20
(B)	897223-3530			0205-	AR																						T=2.20
(B)	897223-3540			0111-0203	AR																						T=2.22
(B)	897223-3540			0204-0204	AR																						T=2.22
(B)	897223-3540			0205-	AR																						T=2.22
(B)	897223-3550			0111-0203	AR																						T=2.24
(B)	897223-3550			0204-0204	AR																						T=2.24
(B)	897223-3550			0205-	AR																						T=2.24
(B)	897223-3560			0111-0203	AR																						T=2.26
(B)	897223-3560			0204-0204	AR																						T=2.26
(B)	897223-3560			0205-	AR																						T=2.26
(B)	897223-3570			0111-0203	AR																						T=2.28
(B)	897223-3570			0204-0204	AR																						T=2.28
(B)	897223-3570			0205-	AR																						T=2.28
(B)	897223-3580			0111-0203	AR																						T=2.30
(B)	897223-3580			0204-0204	AR																						T=2.30
(B)	897223-3580			0205-	AR																						T=2.30
(B)	897223-3590			0111-0203	AR																						T=2.32
(B)	897223-3590			0204-0204	AR																						T=2.32
(B)	897223-3590			0205-	AR																						T=2.32

FUEL INJECTION SYSTEM

0-40

FIG-NO.

KEY NO.

PART NAME

PART NUMBER	I T C	APPLIED DATE	L R	Q T Y	4JG1													4JG2													Remarks
					PPPPPPPPPPPPPTTTT													PPPPPPPPPPPPPPPPPP													
					HHHHVAAAAABYP PPPP													DDEEFGJJJJJJJJJJKLLSZ													
000 0AAA WWAAD DHNW													0 0 000 000001L 0																		
123 1 0000 0 0													1 1 123 4567890 1																		
1223													1 1																		
ABCDEF GHIJ KLMNOP QRSTUVWXY													ZABCDEFGHI JKLMNOP QRSTUVWX																		
43 SEAT; NOZZLE SPRING, NOZZLE HOLDER																															
(B) 897223-3770		0205-	AR															T=2.68													
(B) 897223-3780		0111-0203	AR															T=2.70													
(B) 897223-3780		0204-0204	AR															T=2.70													
(B) 897223-3780		0205-	AR															T=2.70													
(B) 897223-3790		0111-0203	AR															T=2.72													
(B) 897223-3790		0204-0204	AR															T=2.72													
(B) 897223-3790		0205-	AR															T=2.72													
(B) 897223-3800		0111-0203	AR															T=2.74													
(B) 897223-3800		0204-0204	AR															T=2.74													
(B) 897223-3800		0205-	AR															T=2.74													
(B) 897223-3810		0111-0203	AR															T=2.76													
(B) 897223-3810		0204-0204	AR															T=2.76													
(B) 897223-3810		0205-	AR															T=2.76													
(B) 897223-3820		0111-0203	AR															T=2.78													
(B) 897223-3820		0204-0204	AR															T=2.78													
(B) 897223-3820		0205-	AR															T=2.78													
(B) 897223-3830		0111-0203	AR															T=2.80													
(B) 897223-3830		0204-0204	AR															T=2.80													
(B) 897223-3830		0205-	AR															T=2.80													
(B) 897223-3840		0111-0203	AR															T=2.82													
(B) 897223-3840		0204-0204	AR															T=2.82													
(B) 897223-3840		0205-	AR															T=2.82													
(B) 897223-3850		0111-0203	AR															T=2.84													
(B) 897223-3850		0204-0204	AR															T=2.84													
(B) 897223-3850		0205-	AR															T=2.84													
(B) 897223-3860		0111-0203	AR															T=2.86													
(B) 897223-3860		0204-0204	AR															T=2.86													
(B) 897223-3860		0205-	AR															T=2.86													
(B) 897223-3870		0111-0203	AR															T=2.88													
(B) 897223-3870		0204-0204	AR															T=2.88													
(B) 897223-3870		0205-	AR															T=2.88													
(B) 897223-3880		0111-0203	AR															T=2.90													
(B) 897223-3880		0204-0204	AR															T=2.90													
(B) 897223-3880		0205-	AR															T=2.90													
(B) 897223-3890		0111-0203	AR															T=2.92													
(B) 897223-3890		0204-0204	AR															T=2.92													
(B) 897223-3890		0205-	AR															T=2.92													
(B) 897223-3900		0111-0203	AR															T=2.94													
(B) 897223-3900		0204-0204	AR															T=2.94													
(B) 897223-3900		0205-	AR															T=2.94													
(B) 897223-3910		0111-0203	AR															T=2.96													
(B) 897223-3910		0204-0204	AR															T=2.96													
(B) 897223-3910		0205-	AR															T=2.96													
(B) 897223-3920		0111-0203	AR															T=2.98													
(B) 897223-3920		0204-0204	AR															T=2.98													
(B) 897223-3920		0205-	AR															T=2.98													
(B) 897223-3930		0111-0203	AR															T=3.00													
(B) 897223-3930		0204-0204	AR															T=3.00													
(B) 897223-3930		0205-	AR															T=3.00													
44 SPRING; NOZZLE, NOZZLE HOLDER																															
894128-9640		9311-		4														ZABC EFGHI JKLMNOPQRS U													
894320-3020		9311-		4														D T													

0-40

FUEL INJECTION SYSTEM

FIG-NO.

KEY NO.

PART NAME

PART NUMBER	I T C	APPLIED DATE	L R	O T Y	4JG1													4JG2													Remarks
					PPPPPPPPPPPPPTTTTT													PPPPPPPPPPPPPPPPPP													
					HHHHVAAAAABYP PPPP													DDEEFJJJJJJJJJKLLSZ													
000 0AAA WWAAD DHNW													0 0 000000001L 0																		
123 1 0000 0 0													1 1 1234567890 1																		
1223 1 1																															
A B C D E F G H I J K L M N O P Q R S T U V W X Y Z													A B C D E F G H I J K L M N O P Q R S T U V W X Y Z																		
44 SPRING; NOZZLE, NOZZLE HOLDER																															
894174-1410		9905-0110	4		A	B	C	E	F	G	J	K	M	O	P	Q	R	S													
894174-1410		0111-0203	4		A	B	C	D	E	F	G	H	I		M	O	P	Q	R	S											
894174-1410		0204-0204	4		A	B	C	D	E	F	G	H	I	K	M	O	P	Q	R	S											
894174-1410		0205-	4		A	B	C	D	E	F	G	H	I	J	K	M	N	O	P	Q	R	S									
115343-0030		0111-0203	4										J	K																	
115343-0030		0204-0204	4											J																	
115343-0030		0205-	4												L																
45 ROD; PUSH, NOZZLE HOLDER																															
897223-3410		0205-	4																												
897355-1120		0111-0203	AR									J	K												D2.2 L=38.25						
897355-1120		0204-0204	AR									J													D2.2 L=38.25						
897355-1130		0111-0203	AR									J	K												D2.2 L=38.26						
897355-1130		0204-0204	AR									J													D2.2 L=38.26						
897355-1140		0111-0203	AR									J	K												D2.2 L=38.27						
897355-1140		0204-0204	AR									J													D2.2 L=38.27						
897355-1150		0111-0203	AR									J	K												D2.2 L=38.28						
897355-1150		0204-0204	AR									J													D2.2 L=38.28						
897355-1160		0111-0203	AR									J	K												D2.2 L=38.29						
897355-1160		0204-0204	AR									J													D2.2 L=38.29						
897355-1170		0111-0203	AR									J	K												D2.2 L=38.30						
897355-1170		0204-0204	AR									J													D2.2 L=38.30						
897355-1180		0111-0203	AR									J	K												D2.2 L=38.31						
897355-1180		0204-0204	AR									J													D2.2 L=38.31						
897355-1190		0111-0203	AR									J	K												D2.2 L=38.32						
897355-1190		0204-0204	AR									J													D2.2 L=38.32						
897355-1200		0111-0203	AR									J	K												D2.2 L=38.33						
897355-1200		0204-0204	AR									J													D2.2 L=38.33						
897355-1210		0111-0203	AR									J	K												D2.2 L=38.34						
897355-1210		0204-0204	AR									J													D2.2 L=38.34						
897355-1220		0111-0203	AR									J	K												D2.2 L=38.35						
897355-1220		0204-0204	AR									J													D2.2 L=38.35						
897355-1230		0111-0203	AR									J	K												D2.2 L=38.36						
897355-1230		0204-0204	AR									J													D2.2 L=38.36						
897355-1240		0111-0203	AR									J	K												D2.2 L=38.37						
897355-1240		0204-0204	AR									J													D2.2 L=38.37						
897355-1250		0111-0203	AR									J	K												D2.2 L=38.38						
897355-1250		0204-0204	AR									J													D2.2 L=38.38						
897355-1260		0111-0203	AR									J	K												D2.2 L=38.39						
897355-1260		0204-0204	AR									J													D2.2 L=38.39						
897355-1270		0111-0203	AR									J	K												D2.2 L=38.40						
897355-1270		0204-0204	AR									J													D2.2 L=38.40						
897355-1280		0111-0203	AR									J	K												D2.2 L=38.41						
897355-1280		0204-0204	AR									J													D2.2 L=38.41						
897355-1290		0111-0203	AR									J	K												D2.2 L=38.42						
897355-1290		0204-0204	AR									J													D2.2 L=38.42						
897355-1300		0111-0203	AR									J	K												D2.2 L=38.43						
897355-1300		0204-0204	AR									J													D2.2 L=38.43						
897355-1310		0111-0203	AR									J	K												D2.2 L=38.44						
897355-1310		0204-0204	AR									J													D2.2 L=38.44						
897355-1320		0111-0203	AR									J	K												D2.2 L=38.45						
897355-1320		0204-0204	AR									J													D2.2 L=38.45						
897355-1330		0111-0203	AR									J	K												D2.2 L=38.46						

0-40

FUEL INJECTION SYSTEM

FIG-NO.

KEY NO.	PART NAME	PART NUMBER	I T C	APPLIED DATE	L R Q T Y	4JG1	4JG2	Remarks
						PPPPPPPPPPPPPPPPPTTTT	PPPPPPPPPPPPPPPPPPPP	
						HHHHVAAAAAABYP PPPP	DDEEFGJJJJJJJJJJJKLLSZ	
						000 0AAA WWAAD DHNW	0 0 000 000001L 0	
						123 1 0000 0 0	1 1 1234567890 1	
						1223 1 1		
						ABCDEFGHIJKLMNO PQRST	UVWXYZ ABCDEFGHI JKLMNO PQRST	
66	GASKET; INJ NOZZLE							—ALSO INCLUDED IN GASKET SET(ENGINE)
	897171-3330			0204-0204	4			
	897171-3330			0205-	4			
	897171-3310			9905-0008	4	ABC E G J		
	897171-3310			0009-	4	ABCDEFGHI LM		
	894391-4720			0003-	4			
68	CLIP; INJ PIPE							
	894430-0000			9311-	1	ABCDEFGHIJK MNO PORS	ZA D	
	894430-0010			9311-	1	ABCDEFGHIJK MNO PORS	ZA D	
72	BOLT; BRKT TO INJ PUMP							
	050040-8200	A		9311-9805	2			
	028680-8200	A		9806-9908	2			
	050141-0250			9311-	1	ABCDEFGHIJK MNO PORS	ZA D	
	028680-8200			9905-9908	1	A E G		
	028680-8200			9909-	1	ABCDEFGHIJK MNO PORS	ZA D	
								M8X20 W/LK WASHER M8X20 FLANGE M10X25 W/WASHER M8X20 FLANGE M8X20 FLANGE
80	BRACKET; PUMP							
(A)	894152-9051			9311-9908	1			
(B)	897211-2140			9905-9908	1	AB E G		
(B)	897211-2140			9909-0008	1	AB E G		
(B)	897211-2140			0009-	1	AB EF OP		
(B)	897247-3140			0003-0008	1	C J Q		
(B)	897247-3140			0009-	1	CD GHIJK MN QRS		
87	BOLT; PUMP							
(A)	050040-8600	A		9311-9805	4			
(A)	028080-8600			9806-	4			
(A)	050040-8600	A		9709-9805	2			
(A)	028080-8600			9806-	2			
(A)	050040-8700	A		9709-9805	2			
(A)	028080-8700			9806-0012	2			
(A)	028080-8600			0101-	2			
(A)	509030-0131	A		9311-9805	1			
(A)	028080-8700			9806-	1			
(B)	050040-8250	A		9311-9805	1			
(B)	028680-8250			9806-	1			
								M8X60 W/LK WASHER M8X60 FLANGE M8X60 W/LK WASHER M8X60 FLANGE M8X70 W/LK WASHER M8X70 FLANGE M8X70 FLANGE M8X75 M8X70 FLANGE M8X25 W/LK WASHER M8X25 FLANGE
113	CLIP; INJ PIPE							
	915419-0721			9311-	2			
	915419-0721			9905-	3	ABCDEFGHIJK MNO PORS	ZA D	
	515419-0131			9311-	2			
118	BOLT; CLIP, INJ PIPE							
	050140-8180			9311-	1	ABCDEFGHIJK MNO PORS	ZA D	
								M8X18 W/WASHER
136	CAP; NOZZLE, FUEL END							
	894473-9670			9905-0110	1	ABC EFG JK M O PORS		
	894473-9670			0111-0203	1	ABCDEFGHI M O PORS		
	894473-9670			0204-0204	1	ABCDEFGHI K M O PORS		
	894473-9670			0205-	1	ABCDEFGHIJK MNO PORS		

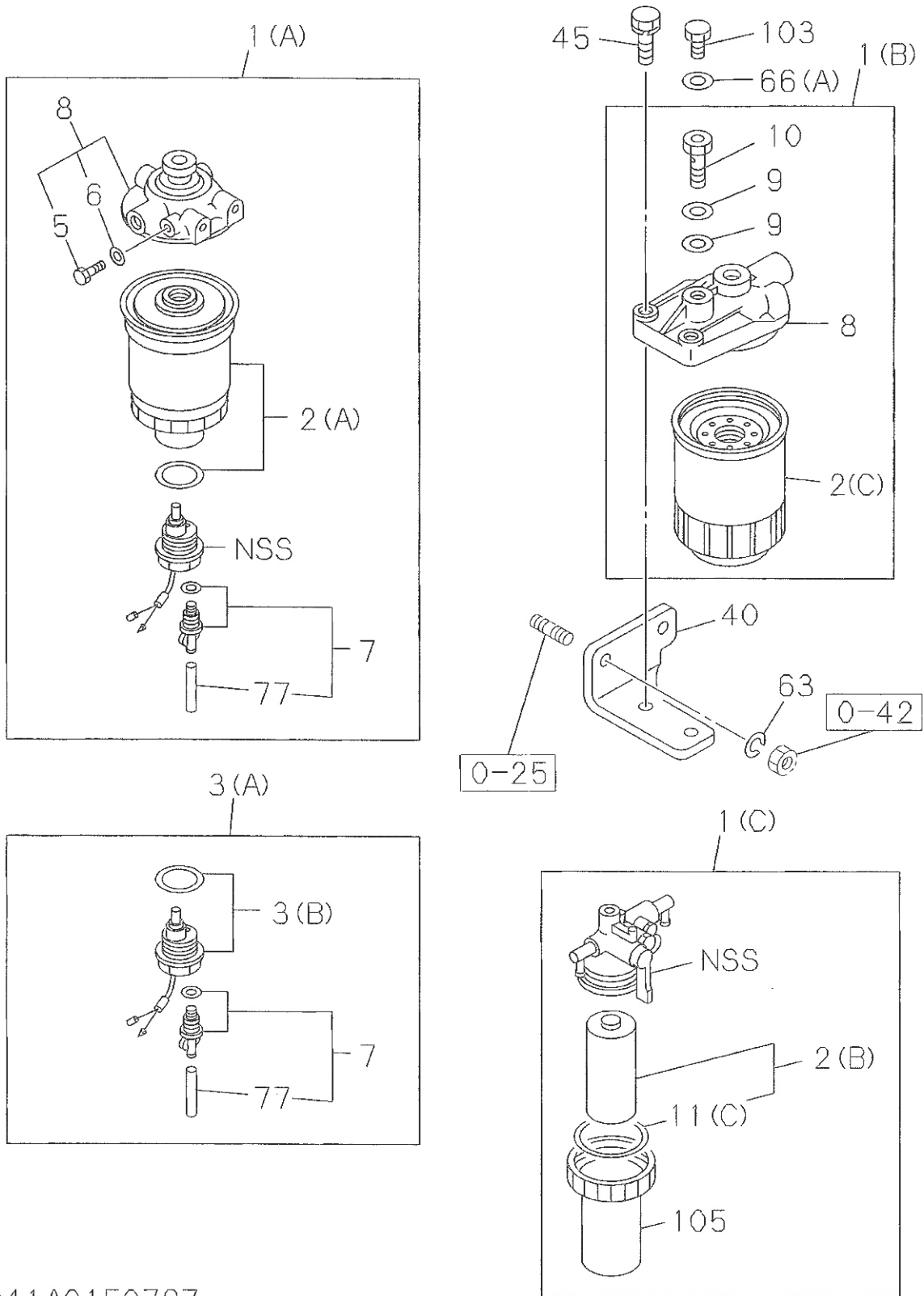
MEMO

0-41

FUEL FILTER AND BRACKET

FIG-NO.

(NO.1)



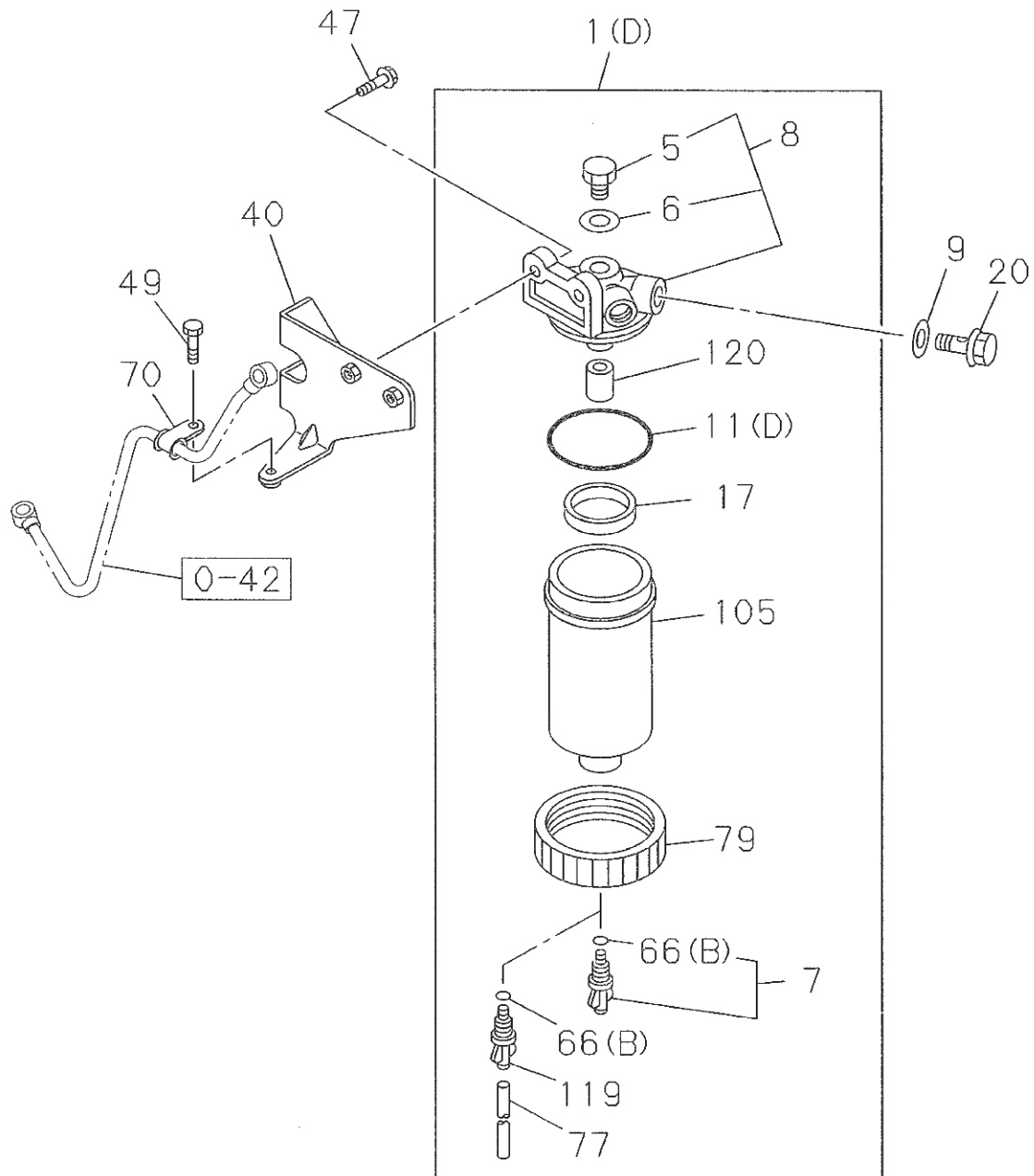
041A0150797

FUEL FILTER AND BRACKET

(NO.2)

0-41

FIG-NO.



041A0250797

0-41 FUEL FILTER AND BRACKET

FIG-NO.

KEY NO.	PART NAME		4JG1																4JG2																Remarks
			I T C				A P P L I E D DATE				L Q R T Y				P T T T T T T H H H H V V A A A A A A B Y P P P P P P 0 0 0 1 2 3 1 0 0 0 0 0 0 0 0 0 0 1 1 2 3 4 5 6 7 8 9 0 1				D D E E F F G J J J J J J J J J J J K L L S Z 0 0 1 1 1 2 3 4 5 6 7 8 9 0 1																
				A B C D E F G H I J K L M N O P Q R S T U V W X Y Z A B C D E F G H I J K L M N O P Q R S T U V W X																															
1 FILTER ASM; FUEL																																			
(A)	894367-2922	9311-0002	1																	E F G H I J K M N O R S T U															
(A)	894367-2922	0003-	1		I				O P											E	R S U														
(A)	894367-2922	A 9311-9903	1															B		L	P														
(A)	897211-2730	9904-0002	1															B C		L	P														
(A)	897211-2730	0003-	1															B C	F G H I J K L M N O P	Q	T														
(A)	897028-6962	9311-	1																		Q														
(B)	894151-7451	9311-0210	1	A B C D E F	H	J K L M			O R S									Z A																	
(B)	894151-7451	0211-	1	A B C D E F	H	J K L M			O R									Z A																	
(B)	897179-8541	0207-0210	1						N																										
(B)	897179-8541	0211-	1						N		S																								
(B)	897011-6850	9311-	1																D																
(C)	897231-5350	9906-	1		G																														
(D)	897218-6470	0107-	1				M N																												
(D)	113200-8410	0007-	1	C D	G				Q																										
2 ELEMENT KIT; FUEL FILTER																																			
(A)	894369-2993	9311-0002	1																	E F G H I J K M N O Q R S T U															
(A)	894369-2993	0003-	1		I				O P											E	Q R S U														
(A)	894369-2993	9311-9903	1															B		L	P														
(A)	897213-4720	9904-0002	1															B C		L	P														
(A)	897213-4720	0003-	1															B C	F G H I J K L M N O P	Q	T														
(B)	897240-0250	9906-	1		G																														
(C)	894414-7963	9311-0210	1	A B C D E F	H	J K L M			O R S									Z A																	
(C)	894414-7963	0211-	1	A B C D E F	H	J K L M			O R									Z A																	
(C)	897172-5491	0207-0210	1						N																										
(C)	897172-5491	0211-	1						N		S																								
(C)	894143-4790	9311-	1																D																
3 SENSOR ASM; FUEL FILTER																																			
(A)	894367-2940	9311-0002	1																	E F G H I J K M N O R S T U															
(A)	894367-2940	0003-	1		I				O P											E	R S U														
(A)	894367-2940	9311-9903	1															B		L	P														
(A)	897213-4750	9904-0002	1															B C		L	P														
(A)	897213-4750	0003-	1															B C	F G H I J K L M N O P	Q	T														
(A)	897028-7000	9311-	1																		Q														
(B)	894450-1420	9311-0002	1																E F G H I J K M N O R S T U																
(B)	894450-1420	0003-	1																E	R S U															
(B)	894450-1420	9311-9903	1															B		L	P														
(B)	897213-4760	9904-0002	1															B C		L	P														
(B)	897213-4760	0003-	1															B C	F G H I J K L M N O P	Q	T														
(B)	897028-6980	9311-	1																		Q														
5 BOLT; FUEL FILTER																																			
	894132-6740	9311-0002	1																	E F G H I J K M N O Q R S T U															
	894132-6740	0003-	1		I				O P											E	Q R S U														
	894132-6740	9311-9903	1															B		L	P														
	897213-4730	9904-0002	1															B C		L	P														
	897213-4730	0003-	1							M N								B C	F G H I J K L M N O P	Q	T														
	513219-0200	0007-	1	C D	G				Q																										
6 GASKET; FUEL FILTER																																			
	894132-6750	9311-0002	1																	E F G H I J K M N O Q R S T U															
	894132-6750	0003-	1		I				O P											E	Q R S U														

0-41	FUEL FILTER AND BRACKET
-------------	--------------------------------

FIG-NO.	
---------	--

KEY NO.	PART NAME												4JG1												4JG2												Remarks									
													PPPPPPPPPPPTTTT						HHHHVAAAAABYPPPP						PPPPPPPPPPPPPPPP						DDEEFFJJJJJJJJJKLLSZ															
	PART NUMBER			I T C			APPLIED DATE			L R Y			Q T Y			P P P P			H H H V			A A A A			B B Y P			P P P P			D D E E			F F J J				J J J J			J J K L			L L S Z		
													0 0 0			1 0 0 0			0 0 0			0 0 0			0 0 0			0 0 0			0 1 L 0															
															1 2 3			1 0 0 0			1 2 2 3			1 1			1 1			1 1			1 2 3			4 5 6 7 8 9 0			1							
															A B C D E F G H I J K L M N O P Q R S T U V W X Y Z			A B C D E F G H I J K L M N O P Q R S T U V W X Y Z			A B C D E F G H I J K L M N O P Q R S T U V W X Y Z			A B C D E F G H I J K L M N O P Q R S T U V W X Y Z																						
20 JOINT; EYE, FUEL FILTER																																														
	515411-2250				0007-				2						G																															
	515411-2231				0107-				2		C D						N				O																									
40 BRACKET; FUEL FILTER																																														
	894410-4040				9311-				1		A B C D E F		H J		M N		O R S				Z A		D																							
	897286-8940				0010-				1				K L																																	
	897327-9090				0201-				1		D																																			
45 BOLT; FUEL FILTER																																														
	050041-0320		A		9311-9805				2												Z		D												M10X32 W/LK WASHER											
	028681-0350				9806-				2		A B C D E F		H J K L M N		O R S				Z A		D												M10X35 FLANGE													
47 BOLT; BRKT, FUEL FILTER																																														
	028080-8120				0107-				2		D																								M8X12 FLANGE											
49 BOLT; CLIP																																														
	050140-6200				0201-				1		D																								M6X20 W/LK WASHER											
63 WASHER; LK, FUEL FILTER																																														
	909150-5100				9311-				2		A B C D E F		H J K L M N		O R S				Z A		D																									
66 GASKET; PLUG, FUEL FILTER																																														
(A)	909571-4080				9311-				1		A B C D E F		H J K L M N		O R S				Z A		D														ID=8.2 OD=14.0 T=1.0											
(B)	894416-3770				0007-				1		D		G				O P																													
(B)	897289-1330				0107-				1				M N																																	
70 CLIP; FUEL PIPE																																														
	897328-2550				0201-				1		D																																			
77 HOSE; FUEL FILTER																																														
	894367-9560				9311-0002				1												E F G H I J K M N O		R S T U																							
	894367-9560				0003-				1		I				O P						E		R S U																							
	894367-9560				9311-9903				1										B				L																							
	897213-4780				9904-0002				1										B C				L P																							
	897213-4780				0003-				1										B C		F G H I J K L M N O P				T																					
	897289-1360				0201-				1				M N																																	
79 RING; BODY TO CASE																																														
	513619-0221				0007-				1		C D		G				Q																													
	897289-1310				0201-				1						M N																															
103 PLUG; OVER FLOW VLV																																														
	909202-3080				9311-				1		A B C D E F		H J K		M N		O R S				Z A		D																							
	999202-3140				0205-				1				L																																	
105 CASE; FUEL FILTER																																														
	897240-0220				9906-				1				G																																	
	113211-2110				0007-				1		C D						Q																													
	897289-1180				0107-				1						M N																															
119 PLUG; DRAIN, FUEL FILTER																																														
	897289-1320				0107-				1						M N																															

FUEL FILTER AND BRACKET

0-41

FIG-NO.

KEY NO.

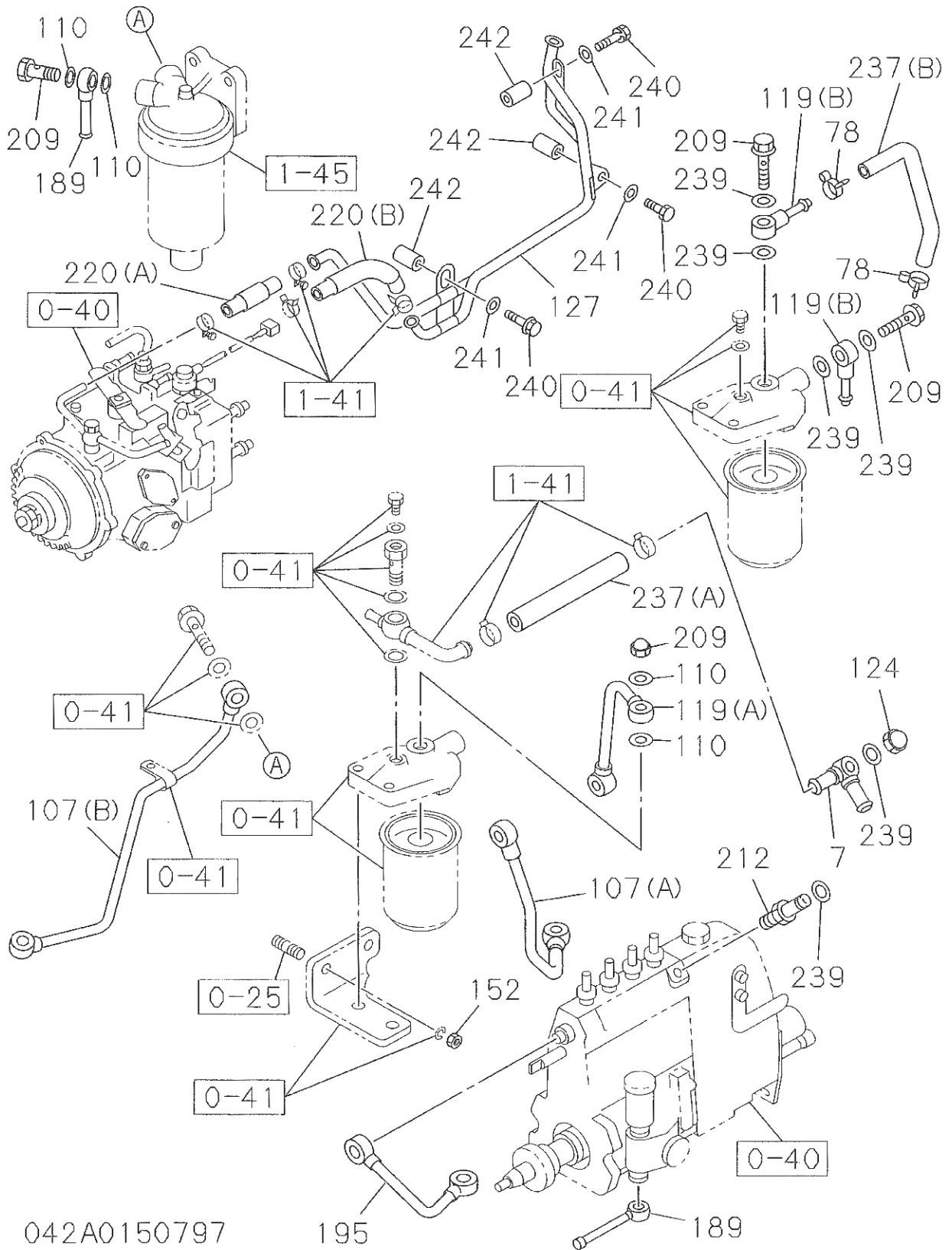
PART NAME

PART NUMBER	I T C	APPLIED DATE	L R	O T Y	<div style="display: flex; justify-content: space-between;"> 4JG1 4JG2 </div> <table style="width: 100%; text-align: center; font-size: 0.8em;"> <tr> <td>PPPP</td><td>PPPP</td><td>PPPT</td><td>TTTT</td> <td>PPPP</td><td>PPPP</td><td>PPPP</td><td>PPPP</td><td>PPPP</td><td>PPPP</td><td>PPPP</td><td>PPPP</td><td>PPPP</td><td>PPPP</td><td>PPPP</td> </tr> <tr> <td>HHHH</td><td>VAAAA</td><td>ABYPP</td><td>PPPP</td> <td>DDEE</td><td>FJJJJ</td><td>JJJJJ</td><td>JKLL</td><td>SZ</td><td></td><td></td><td></td><td></td><td></td><td></td> </tr> <tr> <td>000</td><td>0AAA</td><td>WAAAD</td><td>DHNW</td> <td>0 0</td><td>000</td><td>0000</td><td>01L</td><td>0</td><td></td><td></td><td></td><td></td><td></td><td></td> </tr> <tr> <td>123</td><td>1 0000</td><td>0 0</td><td></td> <td>1 1</td><td>123</td><td>4567890</td><td>1</td><td></td><td></td><td></td><td></td><td></td><td></td><td></td> </tr> <tr> <td></td><td>1223</td><td>1 1</td><td></td><td></td><td></td><td></td><td></td><td></td><td></td><td></td><td></td><td></td><td></td><td></td> </tr> </table>													PPPP	PPPP	PPPT	TTTT	PPPP	PPPP	PPPP	PPPP	PPPP	PPPP	PPPP	PPPP	PPPP	PPPP	PPPP	HHHH	VAAAA	ABYPP	PPPP	DDEE	FJJJJ	JJJJJ	JKLL	SZ							000	0AAA	WAAAD	DHNW	0 0	000	0000	01L	0							123	1 0000	0 0		1 1	123	4567890	1									1223	1 1													Remarks
					PPPP	PPPP	PPPT	TTTT	PPPP	PPPP	PPPP	PPPP	PPPP	PPPP	PPPP	PPPP	PPPP	PPPP	PPPP																																																																										
HHHH	VAAAA	ABYPP	PPPP	DDEE	FJJJJ	JJJJJ	JKLL	SZ																																																																																					
000	0AAA	WAAAD	DHNW	0 0	000	0000	01L	0																																																																																					
123	1 0000	0 0		1 1	123	4567890	1																																																																																						
	1223	1 1																																																																																											
ABCDEFGHIJKLMNOPQRSTUVWXYZ																																																																																													
120 COLLAR; FUEL FILTER		897289-1350 0107-			1											MN																																																																													

0-42

FUEL PUMP AND PIPE

FIG-NO.



042A0150797

195

189

FUEL PUMP AND PIPE

0-42

FIG-NO.

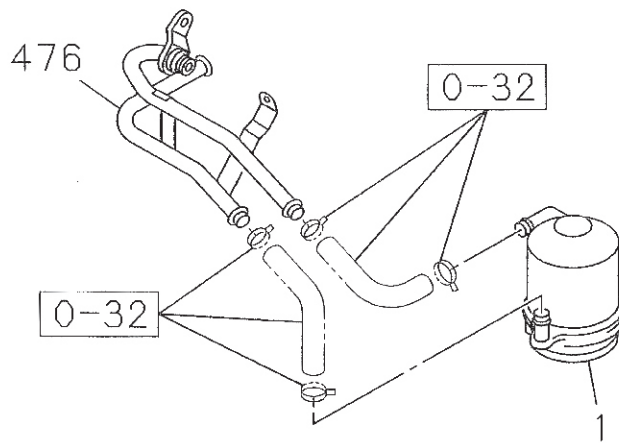
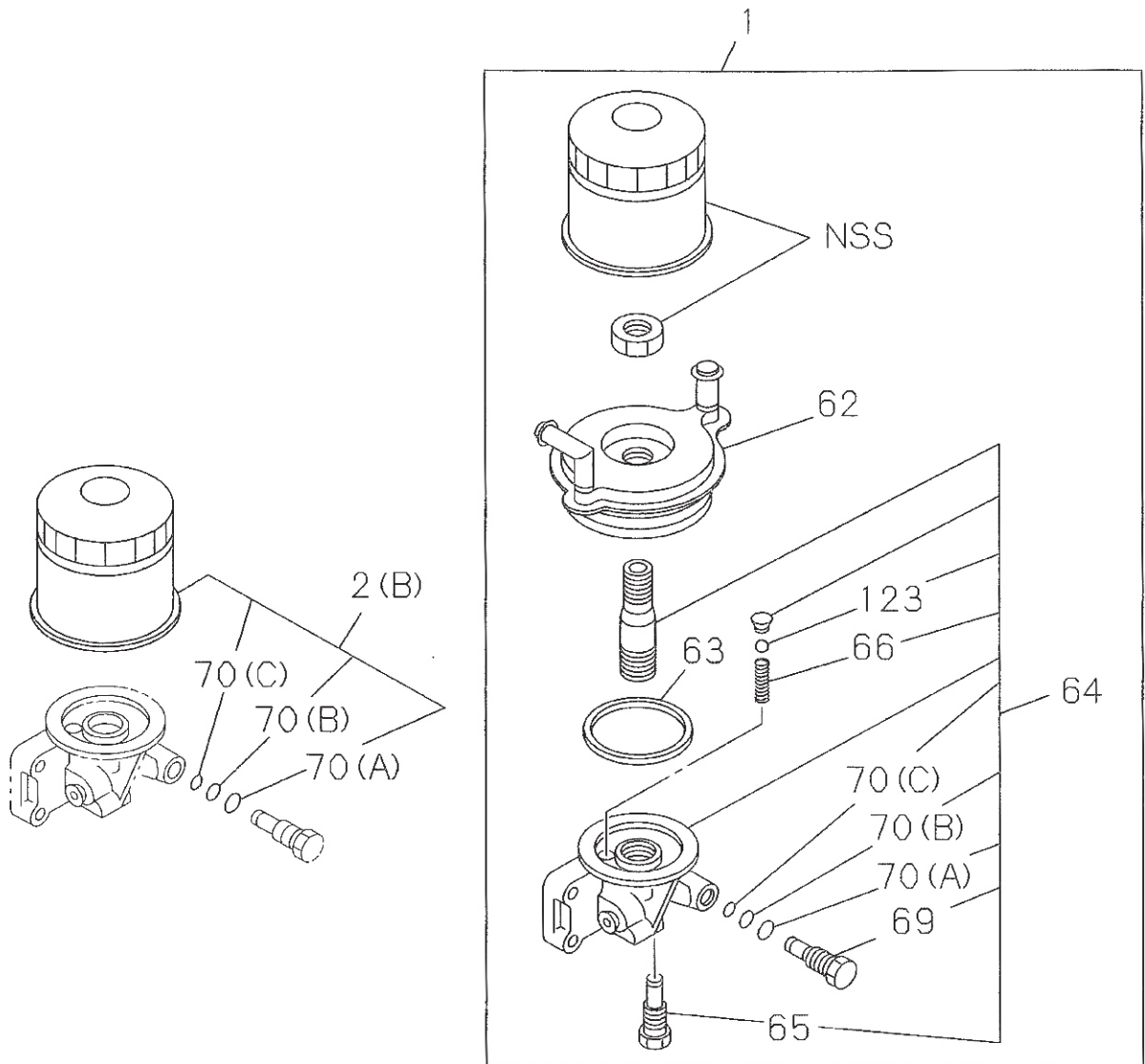
KEY NO.	PART NAME																																																												
PART NUMBER	I T C	APPLIED DATE	L R	Q T Y	4JG1										4JG2										Remarks																																				
					P	P	P	P	P	P	P	P	P	P	T	T	T	T	T	T	T	T	P	P		P	P	P	P	P	P	P	P	P	P	P	P	P	P	L	S	Z																			
					000	000	000	000	000	000	000	000	000	000	000	000	000	000	000	000	000	000	000	000	000	000	000	000	000	000	000	000	000	000	000	000																									
					123	1	0000	1223																																																					
					123	1	0000	1223																																																					
					123	1	0000	1223																																																					
					123	1	0000	1223																																																					
					123	1	0000	1223																																																					
242	SPACER; PIPE																2	F																																											
894225-5620	A	9311-9411																																																											

0-50

OIL COOLER AND OIL FILTER

FIG-NO.

(NO.1)



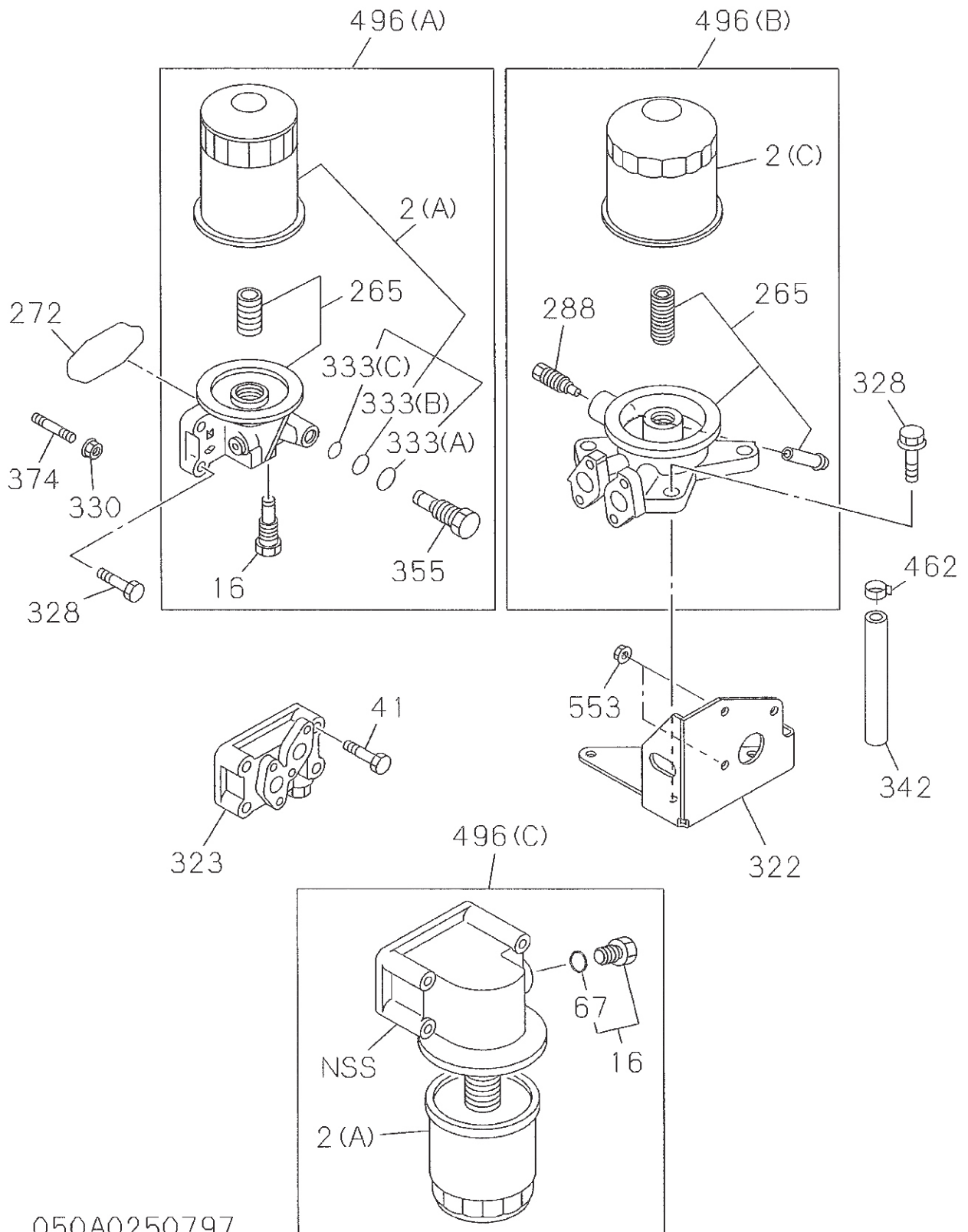
050A0150797

OIL COOLER AND OIL FILTER

(NO.2)

0-50

FIG-NO.



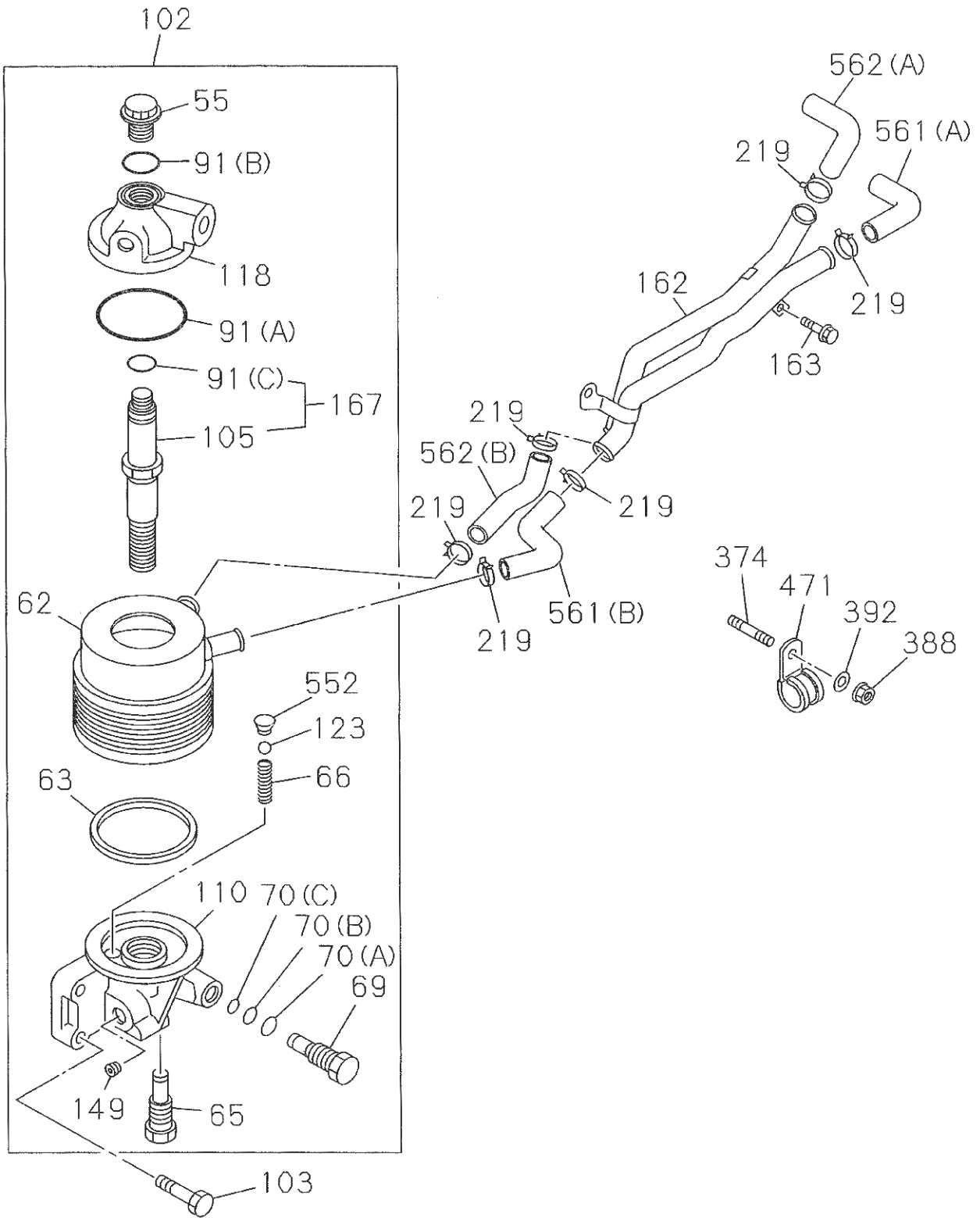
050A0250797

0-50

OIL COOLER AND OIL FILTER

FIG-NO.

(NO.3)



050A0350797

0-50	OIL COOLER AND OIL FILTER																																		
FIG-NO.																																			
KEY NO.	PART NAME																																		
	PART NUMBER	I T C	APPLIED DATE	L R	Q T Y	4JG1										4JG2										Remarks									
P						P	P	P	P	P	P	P	T	T	T	T	P	P	P	P	P	P	P	P	P		P	P	P	P					
					000	000	000	000	000	000	000	000	000	000	000	000	000	000	000	000	000	000	000	000	000	000	000	000	000						
					123	123	123	123	123	123	123	123	123	123	123	123	123	123	123	123	123	123	123	123	123	123	123	123	123						
					123	123	123	123	123	123	123	123	123	123	123	123	123	123	123	123	123	123	123	123	123	123	123	123	123						
					A	B	C	D	E	F	G	H	I	J	K	L	M	N	O	P	Q	R	S	T	U	V	W	X							
70	GASKET; PLUG, OIL FILTER																																		
(B) 894157-8850			9311-		1																														
(C) 894157-8860			9311-		1																														
(A) 894167-8840			0104-		1																														
(B) 897313-2990			0104-		1																														
(C) 894167-8860			0104-		1																														
91	GASKET; OIL COOLER																																		
(A) 894176-6510			0003-		1																														
(B) 897116-5330			0003-		1																														
(C) 909565-2200			0003-		1																														
																		—ALSO INCLUDED IN GASKET SET(ENGINE)																	
102	COOLER ASM; OIL																																		
897238-9450			0003-0103		1																														
897309-4050			0104-		1																														
103	BOLT; OIL COOLER																																		
028680-8300			0003-		4																														
																		M8X30 FLANGE																	
105	STUD; OIL COOLER																																		
897128-4490			0003-0103		1																														
110	BODY; CASE, OIL COOLER																																		
897239-8340			0003-0103		1																														
118	ADAPTER ASM; OIL COOLER																																		
897128-4000			0003-		1																														
123	BALL; STEEL, ADAPTER																																		
900097-0110			9311-		1																														
																		3/8" BALL																	
149	PLUG																																		
113219-2400			0104-		1																														
																		PT3/8																	
162	PIPE; WATER, OIL COOLER																																		
897238-9960			0003-		1																														
163	BOLT; WATER PIPE																																		
050040-8140			0003-		1																														
																		M8X14 W/LK WASHER																	
167	BOLT; CENTER																																		
897313-2030			0104-		1																														
219	CLIP; HOSE, OIL COOLER																																		
894125-8621			0003-		8																														
																		ID=20.8																	
265	BODY; OIL FILTER																																		
894329-6220			9311-		1																														
897229-1680			9905-		1																														
																		ZABC EFG IJKLMN OPQRS U																	
272	GASKET; OIL FILTER TO C/BL																																		
897065-9830			9311-		1																														
																		ZABCDEFGHIJKLMN OPQRSTU																	
																		—ALSO INCLUDED IN GASKET SET(ENGINE)																	

OIL COOLER AND OIL FILTER

0-50

FIG-NO.

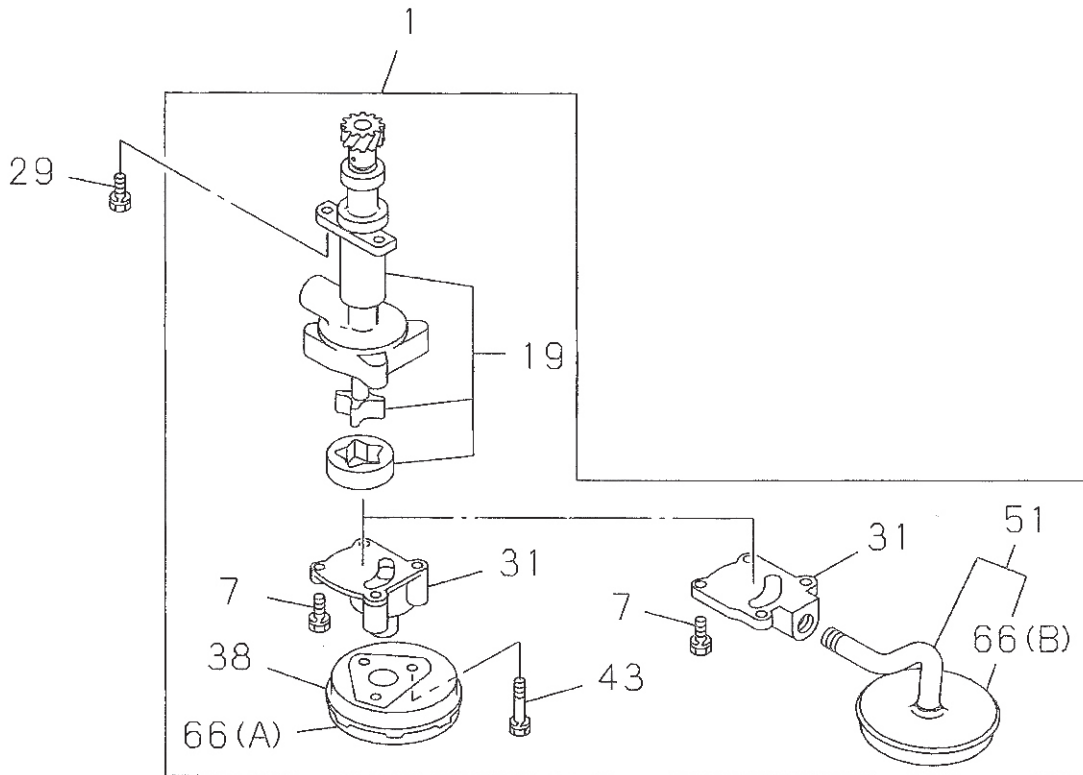
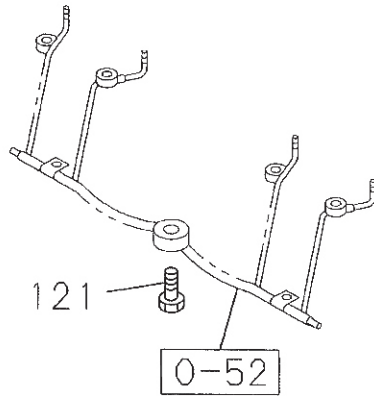
KEY NO.	PART NAME											Remarks											
													4JG1						4JG2				
	PART NUMBER	I T C	APPLIED DATE	L R	Q T	Y	P	P	P	P	T		T	T	T	P	P	P	P	P	P	P	P
	HHHHVAAAAABYPPTTTT 000 0AAAWWAADDHWN 123 1 0000 0 0 1223 1 1						DDEEFGJJJJJJJJJJKLLSZ 0 0 000000001L 0 1 1 1234567890 1																
	ABCDEF GHIJ KLMNOP QRST UVWXY						ZABCDEF GHIJ KLMNOP QRSTUVWX																
288	PLUG; OIL DRAIN 113219-3410 9905-											1 ABCD F HIJKL Q											
322	BRACKET; OIL FILTER 897215-3880 9905-											1 ABCD F HIJKL Q											
323	COVER; OIL PORT 897215-3890 9905-											1 ABCD F HIJKL											
328	BOLT; OIL FILTER																						
	050140-8300	A	9311-9805	4												Z B	DEFGHIJKL	RSTU	M8X30 W/LK WASHER				
	028680-8300		9806-	4		E G										ZABCDEF GHIJKLMNOP	RSTU	M8X30 FLANGE					
	028680-8300		9905-	3	ABCD	F HIJKL	Q											M8X30 FLANGE					
	050040-8300		9308-9308	4													Q	M8X30 W/LK WASHER					
	050040-8300		9309-	2													Q	M8X30 W/LK WASHER					
	028080-8600		0107-	2			M											M8X60 FLANGE					
	028080-8800		0107-	2			M											M8X80 FLANGE					
330	NUT; OIL FILTER 091150-1080 9309-											2							Q				
333	GASKET; OIL FILTER																						
(A)	894167-8840		9311-	1		E G									ZABC	DEFG	IJKLMNOPQRS	U	ID=13.6				
(B)	894167-8850		9311-	1		E G									ZABC	DEFG	IJKLMNOPQRS	U	ID=8.8				
(C)	894167-8860		9311-	1		E G									ZABC	DEFG	IJKLMNOPQRS	U	ID=8.6				
342	HOSE; OIL DRAIN 909914-7010 9911-											1				Q					L=900		
355	PLUG; OIL PRESS 894167-8830 9311-											1	E G					ZABC	DEFG	IJKLMNO	QRS U		
374	STUD; OIL FILTER																						
	904110-8250		9309-	2														Q	M8X25 L=37				
	904110-8140		0007-	1				NOP	RS										M8X14 L=26				
388	NUT; CLIP 909110-5080 0007-											1				NOP	RS						
392	WASHER; LK 909150-5080 0007-											1				NOP	RS						
462	CLIP; HOSE, DRAIN 509707-0041 9911-											1				Q							
471	CLIP; HOSE 109700-8090 0007-											1				NOP	RS						
476	PIPE; WATER, OIL COOLER TO WATER PUMP 897115-6400 9311-											1							D	H			T
496	FILTER ASM; OIL																						
(A)	894462-1371		9311-	1		E G									ZABC	DEFG	IJKLMNOPQRS	U					
(B)	897219-3150		9905-	1	ABCD	F HIJKL	Q																

MEMO

0-51

OIL PUMP AND OIL STRAINER

FIG-NO.



051A0150797

OIL PUMP AND OIL STRAINER

0-51

FIG.-NO.

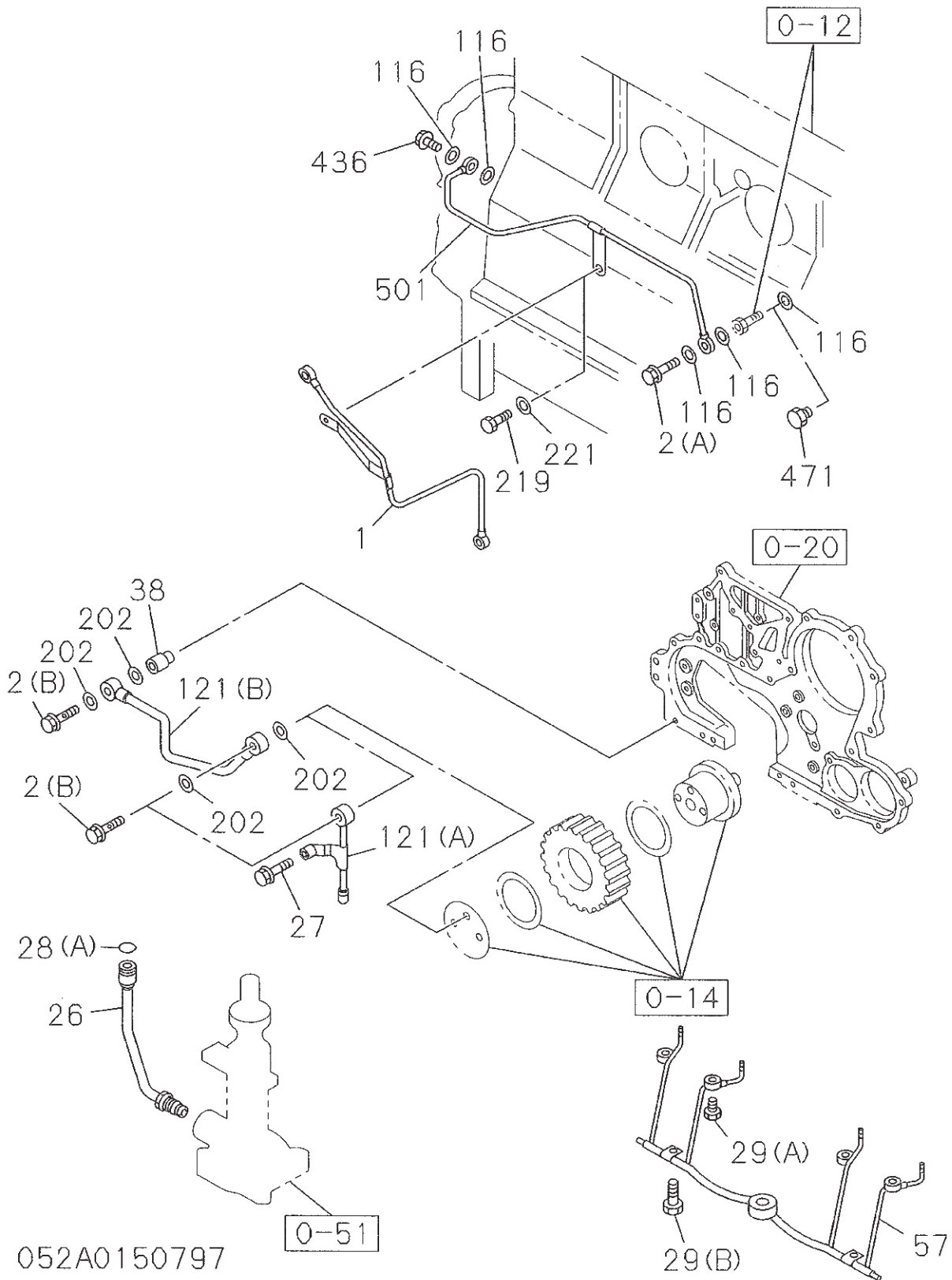
KEY NO.	PART NAME														Remarks		
		PART NUMBER	I T C	APPLIED DATE	L R	Q T Y	<div style="display: flex; justify-content: space-between;"> 4JG1 4JG2 </div> <div style="display: flex; justify-content: space-between; font-size: small;"> PPPPPPPPPPPTTTTT HHHHVAAAAABYP PPP 000 OAAWAAAD DHNW 123 1 0000 0 0 1223 1 1 PPPPPPPPPPPPPPPPPP DDEEFJJJJJJJJJKLLSZ 0 0 000000001L 0 1 1 1234567890 1 </div>										
ABCDEFGHIJKL MNOPQRST UVWXYZ ABCDEFGHIJKL MNOPQRST UVWX																	
1 PUMP ASM; OIL																	
	894428-7983			9311-0108	1									ZAB EFGHI JK MNOP RS U			
	894428-7983			0109-	1									ZAB EFGHI JK MNOP RS			
	897065-2322			0007-	1							R					
	513100-0613			9311-	1										Q		
	894362-9233			9311-0108	1	ABC	EFG	JK					Q S	D	L	T	
	894362-9233			0109-0210	1	AB	EFG	JK					OPQ S	D	L	TU	
	894362-9233			0211-0211	1	AB	EFG	JK					OPQ	D	L	TU	
	894362-9233			0212-	1	AB		G		K			OPQ	D		TU	
	897325-1570			0212-	1		CDEF	H	J	L	N		S		L		
	897325-1570			0109-0210	1		CD	HI		L	N						
	897325-1570			0211-0211	1		CD	HI		L	N		S				
7 BOLT; COVER, OIL PUMP																	
	901900-8250			9311-	4	AB	CDEF	GHIJK					NO PQRS	ZAB CDEF GHI JK LMNO P RS TU	M8X25 W/LK WASHER		
	050040-8250			9311-	2										Q	M8X25 W/LK WASHER	
	509030-0310			9311-	2										Q	M8X50	
19 GEAR SET; OIL PUMP																	
	897044-1120			9311-	1	ABCDEF	GHIJKL	MNO P	Q	S				ZAB CDEF GHI JK LMNO P QR STU			
29 BOLT; OIL PUMP																	
	050140-8250			9311-	2	ABCDEF	GHIJKL	MNO P	Q	R	S			ZAB CDEF GHI JK LMNO P QR STU	M8X25 W/LK&PL WASHER		
31 COVER; OIL PUMP																	
	913113-0771			9311-	1	ABCDEF	GHIJKL	MNO P	Q	R	S			ZAB CDEF GHI JK LMNO P RS TU			
	913113-0860			9311-	1										Q		
38 CASE; OIL STRAINER																	
	513141-0140			9311-	1										Q		
43 BOLT; CASE																	
	020800-8120			9311-	1										Q	M8X12	
51 STRAINER & PIPE ASM; OIL																	
	913140-1200			9311-0108	1									ZAB CDEF GHI JK MNOP QR S U			
	913140-1200			0109-	1									ZAB CDEF GHI JK MNOP QR S			
66 GAUZE; OIL STRAINER																	
(B)	913143-0100			9311-0108	1	ABC	EFG	JK					OPQ S	ZAB CDEF GHI JK LMNO P RS TU			
(B)	913143-0100			0109-0210	1	AB	EFG	JK					OPQ S	ZAB CDEF GHI JK LMNO P RS TU			
(B)	913143-0100			0211-0211	1	AB	EFG	JK					OPQ	ZAB CDEF GHI JK LMNO P RS TU			
(B)	913143-0100			0112-	1	AB	EFG	JK					OPQ	ZAB CDEF GHI JK MNOP RS TU			
(A)	913143-6031			9311-	1										Q		
121 VALVE; RELIEF, OIL PUMP																	
	894177-1893			9311-9603	1									B	F GHI	QR ST	
	897145-6120			9604-0107	1								Q	ZAB CDEF GHI JK LMNO P QR STU			
	897311-9760			0108-	1								NO PQRS	ZAB CDEF GHI JK LMNO P QR STU			

0-52

OIL AND VACUUM PIPING; ENGINE

FIG-NO.

(NO.1)



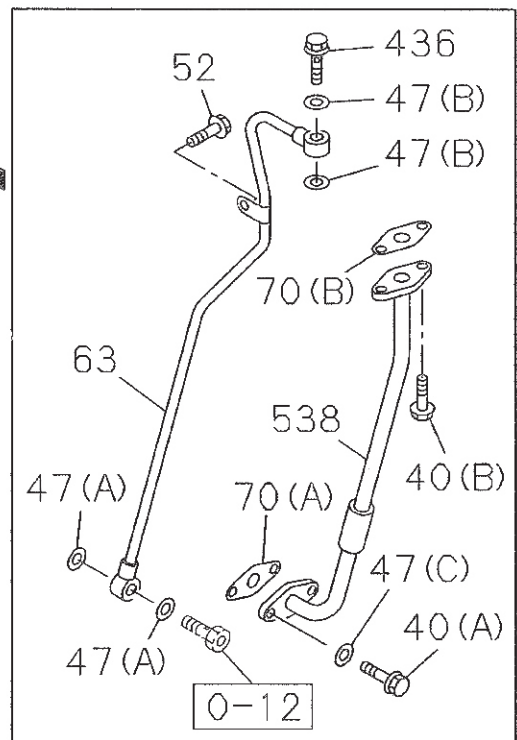
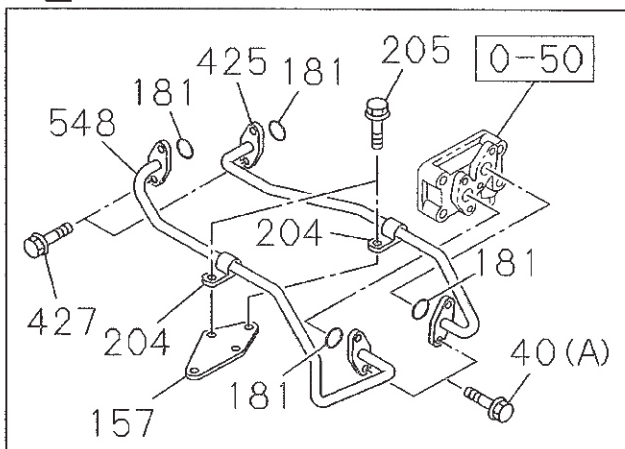
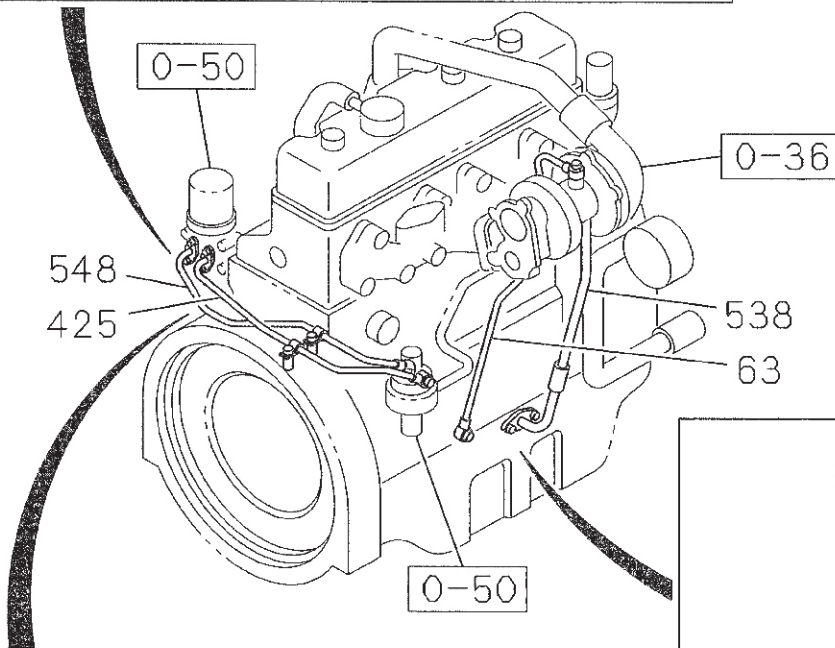
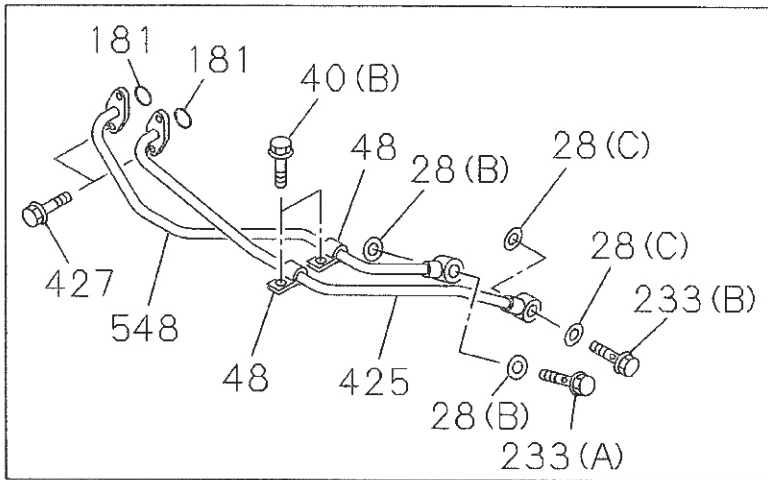
052A0150797

OIL AND VACUUM PIPING; ENGINE

0-52

(NO.2)

FIG-NO.



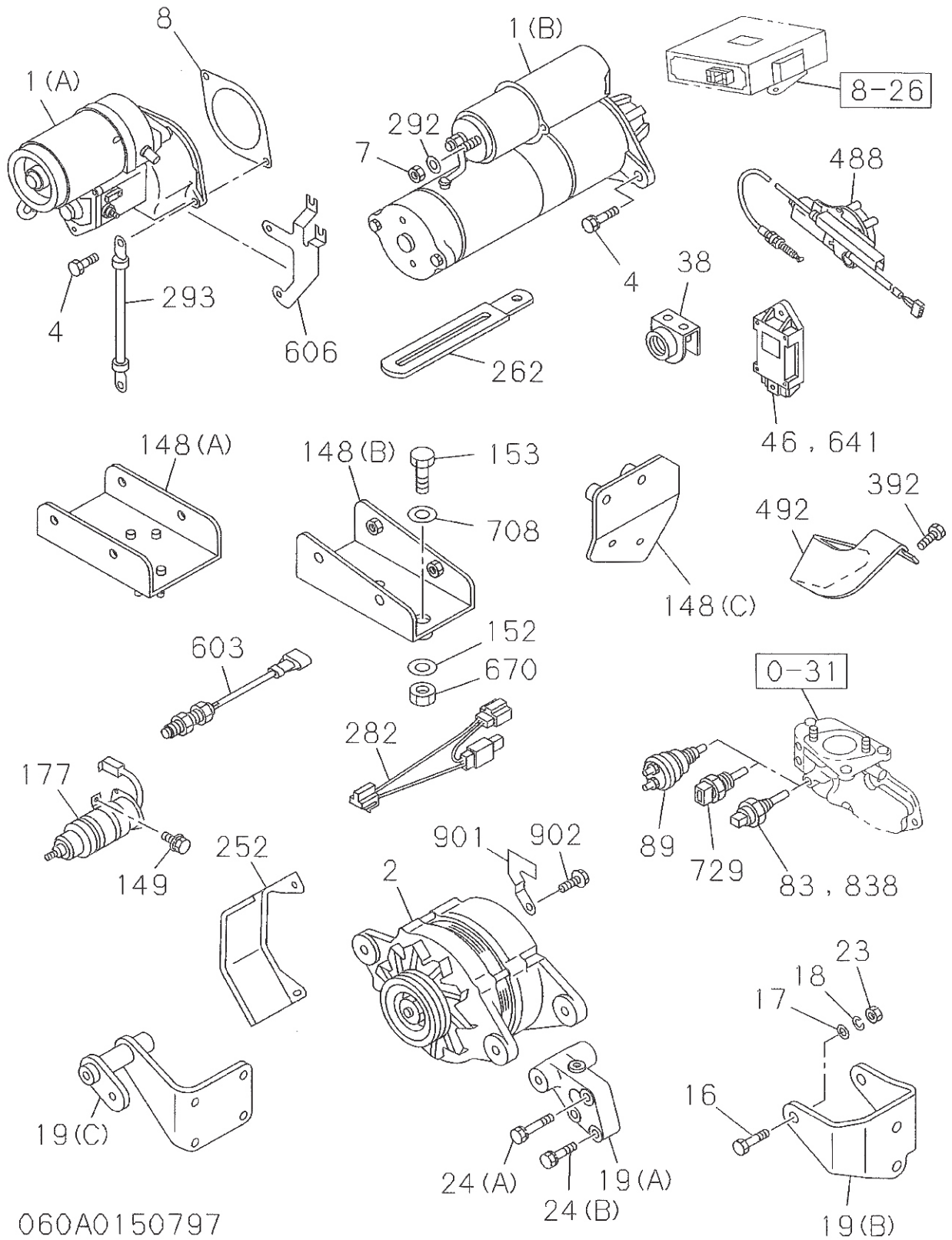
052A0250797

MEMO

0-60

ENGINE ELECTRICAL CONTROL PARTS

FIG-NO.



060A0150797

ENGINE ELECTRICAL CONTROL PARTS

0-60

FIG-NO.

KEY NO.	PART NAME										Remarks											
	PART NUMBER	I T C	APPLIED DATE	L R	Q T	Y	4JG1 P P P P P P P P P P P P P P T T T T T T H H H H V V A A A A A A B Y P P P P P P 0 0 0 0 A A A A W W A A D D H N W 1 2 3 1 0 0 0 0 0 0 0 0 1 2 2 3 1 1					4JG2 P P P P P P P P P P P P P P P P P P D D E E F F G J J J J J J J J J K L L S Z 0 0 0 0 0 0 0 0 0 0 1 L 0 1 1 1 2 3 4 5 6 7 8 9 0 1										
							A B C D E F G H I J K L M N O P Q R S T U V W X Y Z	A B C D E F G H I J K L M N O P Q R S T U V W X														
	1 STARTER ASM						—SEE FIG-NO 0-65 FOR COMPONENT.															
(A)	897170-4000	C	9311-9805			1												12V-2.2KW MITSUBISHI				
(A)	897204-7130		9806-0212			1		EFG	KL	OP	S							12V-2.2KW MITSUBISHI				
(A)	897204-7130		0301-			1				OP								12V-2.2KW MITSUBISHI				
(A)	897349-4020		0301-			1		EFG	KL	N	S							12V-2.2KW MITSUBISHI				
(A)	897107-8961	C	9311-9702			1												12V-2.2KW DENSO				
(A)	897178-2891		9703-			1												12V-2.2KW DENSO				
(A)	897042-9972		9311-9610			1						B	H				NO	QR	S			
(A)	897107-8961	A	9311-9610			1							F	I					U			
(A)	897042-9972		9611-			1							BC	EF	HI				QR	U		
(B)	897084-8770		9311-			1													P	T		
(A)	897137-4781		9311-			1	ABCD		IJ		M									QR		
(A)	897204-7190		9311-			1														D		
(A)	897326-3890		0112-			1			H													
	2 GENERATOR ASM						—SEE FIG-NO 0-66 FOR COMPONENT.															
	894338-0960		9311-			1														TU		
	894338-0960		9311-9502			1															TU	
	894423-7560		9503-0103			1				ZABC				FGHI								
	894423-7560		0104-			1				ZA				FGHI								
	581200-3470		9311-			1															Q	
	581200-3300		9311-			1																
	897287-5970		0011-0101			1		C														
	897182-2892		9905-0101			1	AB														Q	
	897182-2892		0102-			1	ABCD		I		M										Q	
	897201-2810		9907-			1		EF														
	897228-3180		9906-0103			1		G		K												
	897228-3180		0104-0211			1		GH		KL	NOP	S			BC					L		
	897228-3180		0212-			1		GH		K	NOP	S			BC					L		
	897263-1240		0008-			1				J												
	897023-2631		0004-0007			1				J												
	897023-2631		0012-			1															R	
	4 BOLT; STARTER																					
	050051-2350	A	9311-9805			2									Z	D						
	028781-2350		9806-9911			2		E							ZA	D						
	028181-2350		9912-			2		EF		IJKLMNOP	S											
	028781-2350		9912-			2									ZA							
	050051-2280	A	9311-9805			2									BC	FGHIJKL				RSTU		
	028781-2300		9806-			2									BC	FGHIJKLMNOP				RSTU		
	028181-2400		9905-9911			2	A		G													
	028781-2400		9912-			2																
	028181-2400		9912-			2	ABCD		GH												QR	
	7 NUT; STARTER																					
	909111-4080		9311-			1	ABCDEFGHIJKLMNOPQRS									DE					P	T
	8 SPACER; STARTER																					
	897109-3800		9311-			1										D	G					S
	16 BOLT; GEN																					
	909801-0341	A	9311-9805			1																
	010805-8350		9311-			2					OP				Z	D						
	909801-0791	A	9311-9805			1																TU

ENGINE ELECTRICAL CONTROL PARTS

0-60

FIG-NO.

KEY NO.	PART NAME											Remarks		
	PART NUMBER	ITC	APPLIED DATE	LR	QTY	4JG1					4JG2			
						PPPPPPPPPPPTTTT	TTTT	PPPPPPPPPPPPPPPP	TTTT	PPPPPPPPPPPPPPPP	TTTT			
						HHHHVVAAAAABYP	PPPP	DDEEFGJJJJJJJJJ	JKLLSZ					
						000 0AAA WWAAD	DHNW	0 0 000000001L 0						
						123 1 0000 0 0		1 1 1234567890 1						
						1223 1 1								
						ABCDEF	GHIJKL	MNOP	QRST	UVWXY	Z	ABCDEFGHIJKL	MNOPQRST	UVWX
46	RELAY; GLOW PLUG													
	894423-3140		0107-		1		M							
	894258-0140		0004-		1	J								
	894248-1610		9811-		1	GH	KL		Z		L	PQ	U	
83	THERMOMETER UNIT													
	897061-5050		0002-		1	G								
	983151-4320		0007-		1		N	R						
89	SWITCH; OVER HEAT WARNING													
	894403-2410	C	9311-9812		1					Z				
	897204-5501		9901-		1					Z				
	582450-0130		9806-		1					A				
	897125-6001		9905-		1	ABCD	J	KLMN						
	894132-3310		0112-		1		H							
	897262-9690		0110-		1			OP						
	897125-6011		0211-		1				S					
148	BRACKET; SOLENOID VLV													
(C)	897177-5160		9906-		1	GH	J							
(C)	897286-8930		0010-		1		K	N						
(A)	894463-4460		9311-		1				Z					
(A)	897178-7520		9311-		1					D				
(B)	894463-4470		9311-		1				Z					
149	BOLT; SOLENOID VLV													
	050140-6180		9906-		2	GH	J							
	050040-6160		0010-		4		K							M6X18 W/LK WASHER M6X16 W/LK WASHER
152	WASHER; PL, SOLENOID VLV													
	909160-6060		9311-		4				Z					
153	BOLT; BRKT FIX													
	020801-4400		9311-		1					Z				M14X40
	020801-4400		9906-9910		2	G								M14X40
	050041-0350		9911-		2	G	J							M10X35 W/LK WASHER
	028081-0250		0010-		2			K						M10X25 W/LK WASHER
	028680-8300		9311-		1					D				M8X30 FLANGE
	028881-4200		9311-		1					D				M14X20
177	SOLENOID ASM; ENG STOP													
	897013-4831		9311-		1					Z		D		
	894450-7231		9311-		1					Z				
	894453-3411		9906-		1	GH								
	181910-0520		0004-		1		J							
	897231-6640		0004-		1		K							
252	COVER; GEN													
	894371-7120		9311-		1					Z	A			
	897212-4770		0110-		1			OP						
262	CLIP; HARNESS													
	894149-4190		9906-9909		1	A								
	897239-5320		9910-		1	ABCD			Q					

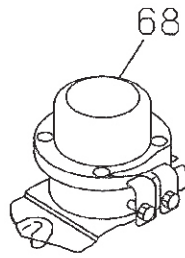
0-60		ENGINE ELECTRICAL CONTROL PARTS																																											
FIG-NO.																																													
KEY NO.	PART NAME	4JG1														4JG2							Remarks																						
		PART NUMBER	ITC	APPLIED DATE	LR	QTY	P	Q	R	T	U	V	W	X	Y	Z	A	B	C	D	E	F		G	H	I	J	K	L	M	N	O	P	Q	R	S	T	U	V	W	X				
282	HARNES; EXT, GEN 897225-7181			9905-		1	A	B	C	D																																			
292	WASHER; LK, STARTER 909150-5080			9311-		1	A	B	C	D	E	F	G	H	I	J	K	L	M	N	O	P	Q	R	S																				
293	CABLE; STARTER EARTH 897180-5560			9311-		1	A	B	C	D																																			
392	BOLT; BRKT 028081-0160			0003-		2																																							
488	STOPPER; ENG. 181900-2270 181900-1902			0003- 0110-		1 1																																							
492	BRACKET; ENG STOPPER 897238-9840 897256-0360 897318-6480			0003-0004 0005- 0110-		1 1 1																																							
603	SENSOR; TACHO 181510-5130 897329-6470			0003- 0201-		1 1																																							
606	BRACKET; CONT UNIT 897214-8510			9905-		1	A	B	C																																				
641	TIMER; QOS 897040-5020 897264-1760 897246-5100 897046-2820			9906- 0009- 0110- 0202-		1 1 1 1																																							
670	NUT; SOLENOID VLV 909110-5060			9311-		4																																							
708	WASHER; PL, BRKT 909164-5140			9311-		1																																							
729	SENSOR; QOS THERMO 897069-7861			9311-		1																																							
838	SENSOR; THERMO, QOS 897117-1860			9311-		1																																							
901	STAY; CONNECTOR, ACG 897229-2440			9905-		1	A	B	C	D																																			
902	SCREW; STAY 903920-5100			9905-		1	A	B	C	D																																			

MEMO

0-61

BATTERY AND BATTERY CABLE

FIG-NO.



061A0150797

BATTERY AND BATTERY CABLE

0-61

FIG-NO.

KEY NO.	PART NAME	PART NAME																				Remarks		
		PART NUMBER	ITC	APPLIED DATE	LR	QTY	4JG1										4JG2							
						PPPPP	PPPPP	PPPTT	TTTT		PPPPP	PPPPP	PPPPP	PPPPP	PPPPP	PPPPP	PPPPP	PPPPP	PPPPP	PPPPP	PPPPP			
						HHHHV	VAAAA	ABY	PPPPP		DDEEF	GJJJJ	JJJJJ	JJJJJ	JKLLS	Z								
						000	OAAAW	WAAAD	DHNW		0 0	000	00000	01L	0									
						123	1 0000	0 0			1 1	1 1	1234567890	1										
						1223	1 1																	
37	CAP; TERMINAL, BATTERY CABLE																							
	982951-3250		9907-		3		E																	
	982951-3250		0004-		4			J																
	982951-3240		9907-		2		E	J																
	982951-3320		9907-		1		E																	
	982951-3330		0004-		3			J																
68	RELAY; BATTERY																							
	894379-5430		9905-		1	ABCD			QR															

0-65

STARTER

FIG-NO.

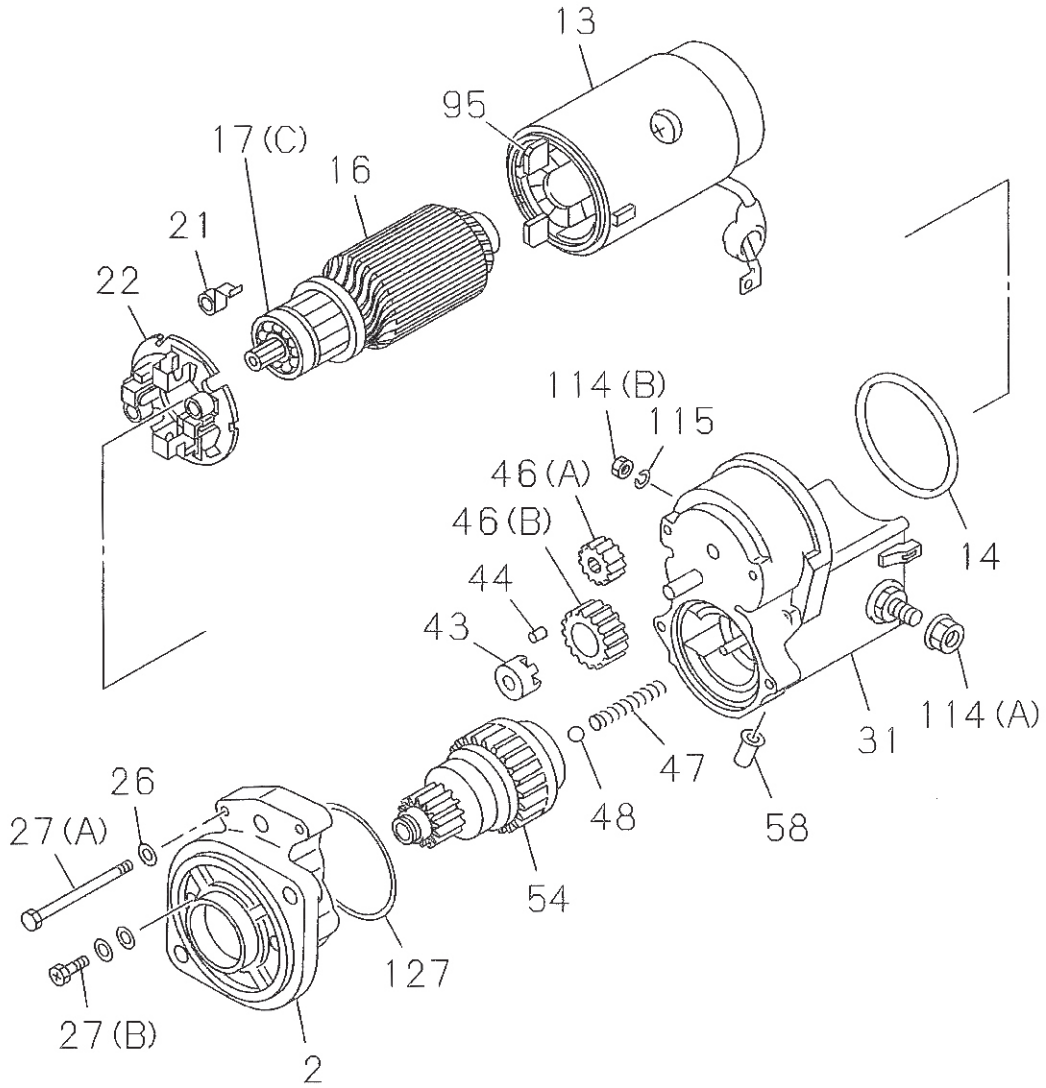
(NO.1)

ASM

8-97042-997-*

8-97107-896-*

8-97178-289-*



065A0150797

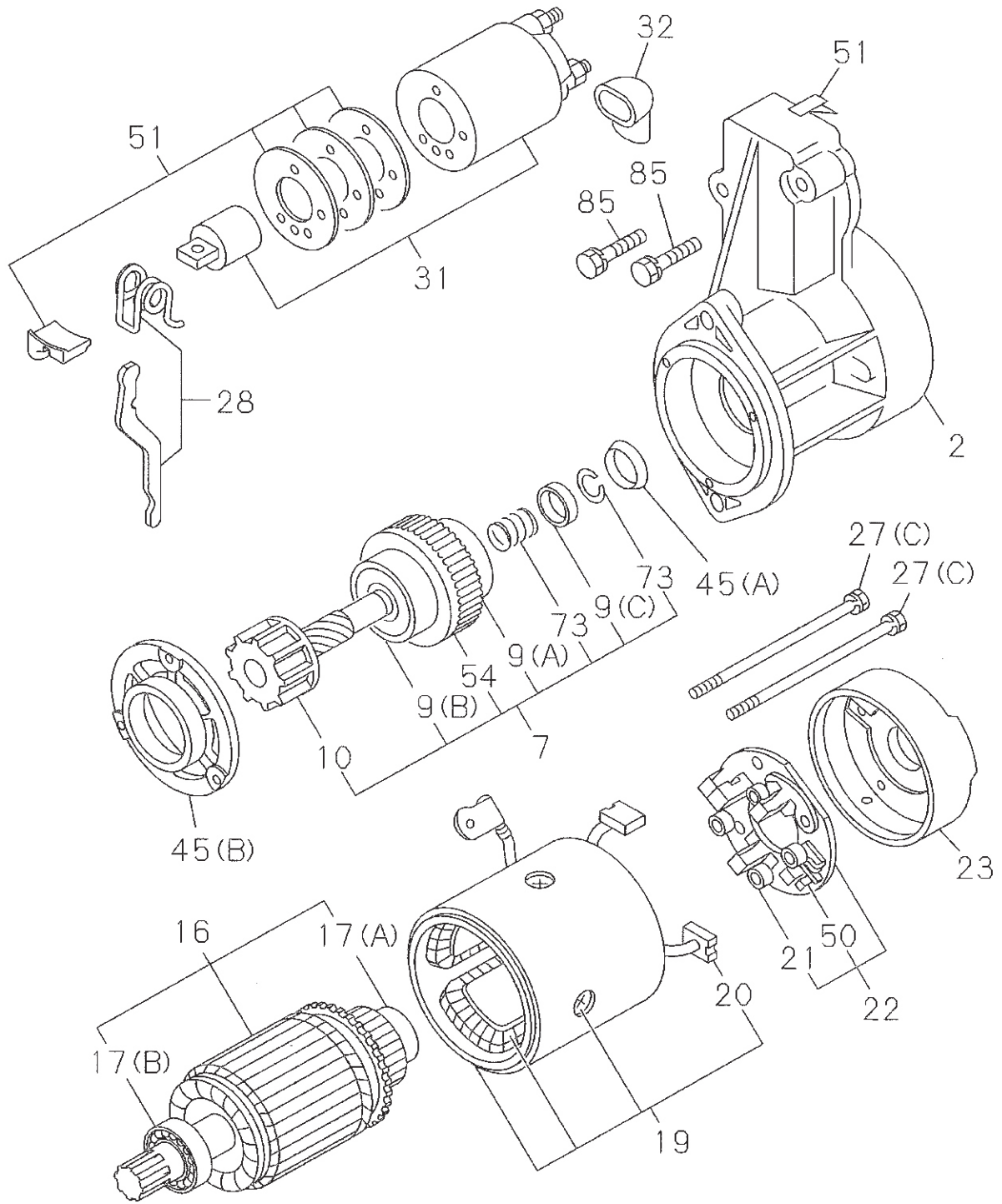
STARTER

(NO.2)

0-65

FIG-NO.

ASM
8-97084-877-*



065A0250797

0-65

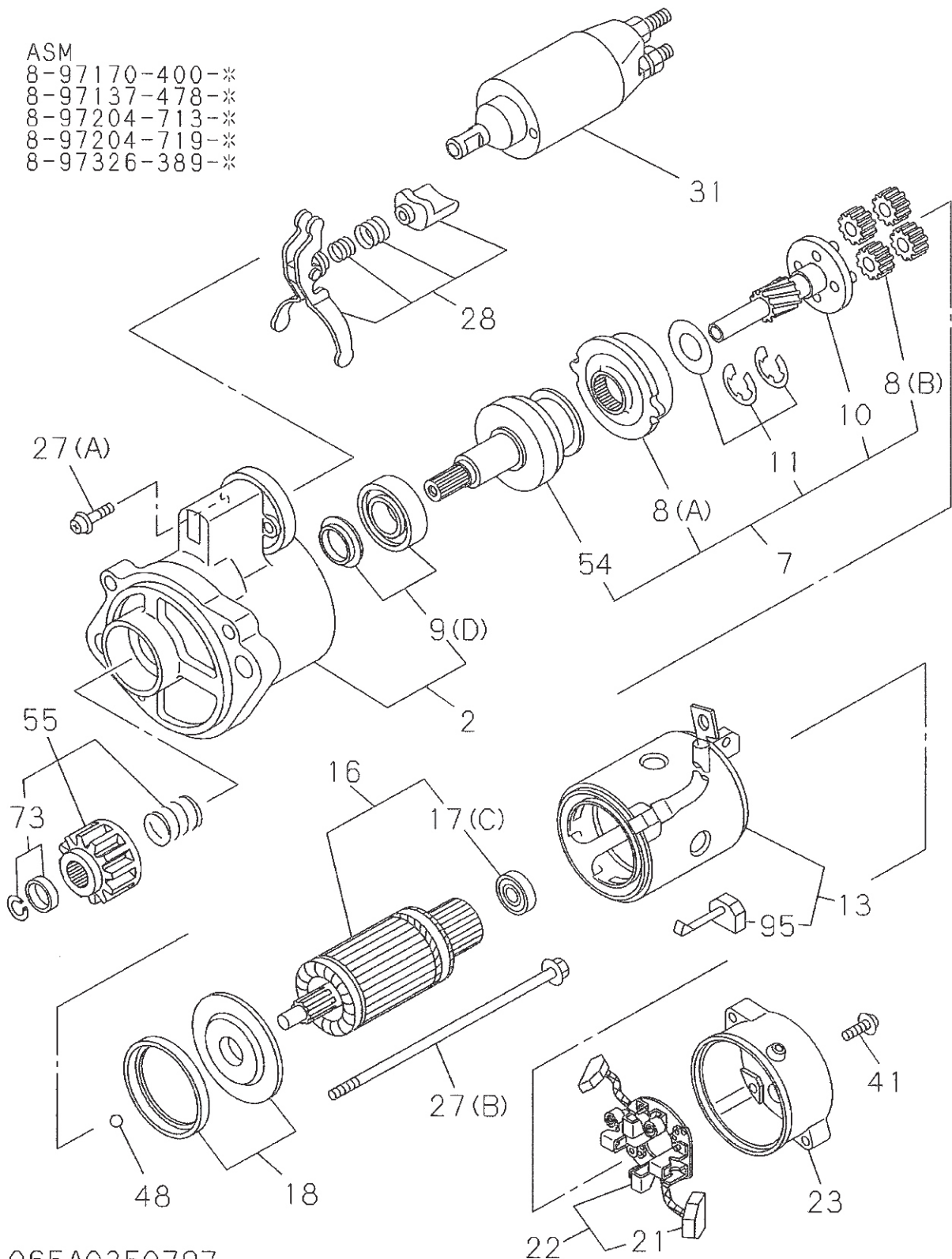
STARTER

FIG-NO.

(NO.3)

ASM

- 8-97170-400-*
- 8-97137-478-*
- 8-97204-713-*
- 8-97204-719-*
- 8-97326-389-*



065A0350797

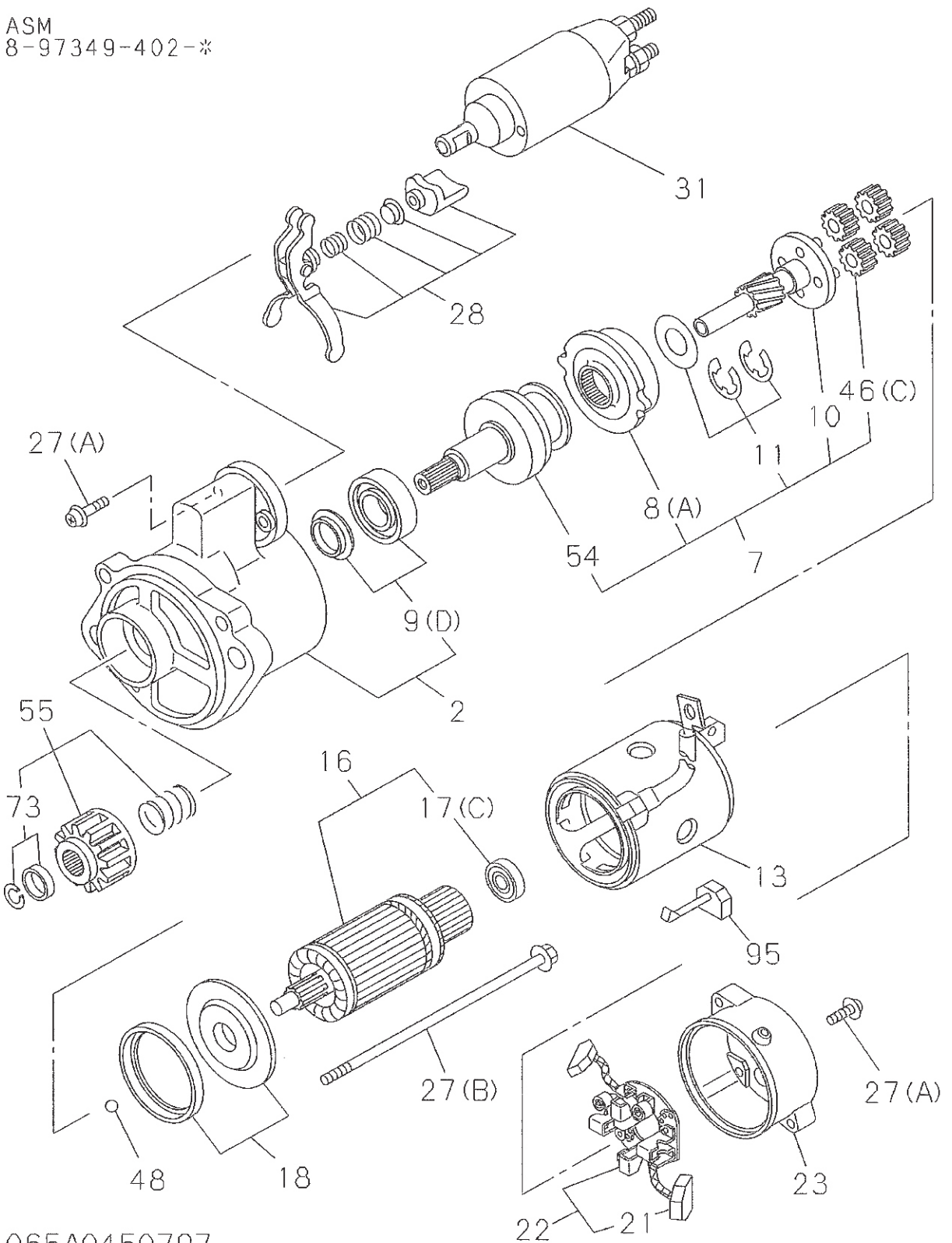
STARTER

(NO.4)

0-65

FIG-NO.

ASM
8-97349-402-*



065A0450797

0-65

STARTER

FIG-NO.

KEY NO.

PART NAME

PART NUMBER	I T C	APPLIED DATE	L R	Q T Y	888888888888																Remarks
					999999999999	777777777777	0011112233	4803770024	2477084469	9884427734	9797081180	7768093992	2011010000	ABCDEFGHIJKL	MNOPQRST	UVWXYZ	ABCDEFGHIJKL	MNOPQRST	UVWX		
2 CASE; PINION, STARTER																					
894167-4350		9311-		1	A																
894435-5690		9311-		1	B																
897109-0930		9311-		1	C																
897137-6000		9311-9805		1	D																
897210-9160		9806-		1	D																
897172-0460		9311-		1	E																
897178-2590		9703-		1	F																
897210-9940		9912-		1	GHI																
897225-2070		0301-		1	J																
7 CLUTCH ASM; PINION, STARTER																					
894435-5630		9311-		1	B																
897145-3240		9311-9805		1	DE GH																
897145-3240		9806-		1	E GHI																
897116-4820		9806-		1	D J																
8 BRACKET; CENTER STARTER																					
(A) 897116-4850		9311-		1	DE GHIJ																
(B) 897116-4900		9311-		4	DE GHI																
9 BEARING; GEAR SHAFT STARTER																					
(A) 894228-4480		9311-		1	B																
(B) 894228-4490		9311-		1	B																
(C) 894435-5660		9311-		1	B																
(D) 897145-3230		9311-9805		1	DE GH																
(D) 897145-3230		9806-		1	E GHI																
(D) 897116-4810		9806-		1	D J																
10 SHAFT; GEAR STARTER																					
894324-6220		9311-		1	B																
897116-4830		9311-		1	DE GHIJ																
11 WASHER; GEAR SHAFT STARTER																					
897116-4840		9311-		1	DE GHIJ																
13 YOKE; STARTER																					
894167-4250		9311-		1	A C F																
897116-5090		9311-		1	D																
897172-0530		9311-		1	E																
897210-9920		9912-		1	G I																
897210-9930		9912-		1	H																
897358-4640		0301-		1	J																
14 GASKET; YOKE, STARTER																					
894167-4280		9311-		1	A C F																

STARTER

0-65

FIG-NO.

KEY NO.	PART NAME											Remarks															
KEY NO.	PART NUMBER	I T C	APPLIED DATE	L R	Q T Y	888888888888 99999999999 77777777777 0011112233 4803770024 2477084469 9884427734 9797081180 7768093992 2011010000											Remarks										
						A	B	C	D	E	F	G	H	I	J	K		L	M	N	O	P	Q	R	S	T	U
16 ARMATURE; STARTER																											
	897083-1930		9311-	1		A	C	F																			
	894435-5610		9311-	1		B																					
	897116-5080		9311-9906	1		D																					
	897172-0520		9311-	1		E																					
	897231-2760		9311-	1		G	I	J																			
	897231-2800		9907-	1		D		H																			
17 BEARING; ARMATURE, STARTER																											
(C)	897083-1950		9311-	1		A	C	F																			
(A)	894228-4360		9311-	1		B																					
(B)	894228-4370		9311-	1		B																					
(C)	897116-4910		9311-9906	1		D	E																				
(C)	897116-4910		9907-	1		E																					
(C)	181129-8370		9311-9906	1				G	H																		
(C)	181129-8370		9907-	1		D		G	H	I	J																
18 WASHER; THRUST, ARMATURE, STARTER																											
	897116-4890		9311-	1		D	E	G	H	I	J																
19 COIL; FIELD, STARTER																											
	894136-8990		9311-	1		B																					
20 BRUSH; (+), STARTER																											
	894136-9000		9311-	2		B																					
21 SPRING; BRUSH HOLDER STARTER																											
	581117-0150		9311-	4		A	C	F																			
	894242-0640		9311-	4		B																					
	897116-5160		9311-	4		D		H																			
	897172-0560		9311-	4		E	G	I	J																		
22 HOLDER; BRUSH STARTER																											
	894167-4300		9311-	1		A	C	F																			
	894136-9010		9311-	1		B																					
	897116-5110		9311-	1		D		H																			
	897172-0550		9311-	1		E	G	I	J																		
23 COVER; RR COVER STARTER																											
	894435-5620		9311-	1		B																					
	897137-6010		9311-9806	1		D																					
	897172-0570		9311-	1		E																					
	897210-9170		9807-	1		D		G	H	I	J																
26 SEAL; THROUGH BOLT STARTER																											
	581129-2110		9311-	2		A																					
	581129-2110		9311-	4		C	F																				

0-65

STARTER

FIG-NO.

KEY NO.	PART NAME		L	Q	T	R	Y	888888888888	999999999999	777777777777	0011112233	4803770024	2477084469	9884427734	9797081180	7768093992	2011010000	Remarks
	PART NUMBER	APPLIED DATE																
								ABCDEF	GHIJKL	MNOPQR	STUVWX							
	27 BOLT; THROUGH, STARTER																	
(A)	894167-4330	9311-	2	A	C	F												
(B)	894167-4340	9311-	2	A	C	F												
(C)	894242-0710	9311-	2	B														
(A)	897116-4950	9311-	1		D	E	G	H	I	J								
(B)	897116-5140	9311-	1		D		H											
(B)	894475-6980	9311-	1		E	G	I	J										
	28 LEVER; SHIFT, STARTER																	
	894435-5710	9311-	1	B														
	897116-4920	9311-	1		D		H											
	897172-0480	9311-	1		E	G	I	J										
	31 SWITCH; ENGAGE STARTER																	
	897083-1960	9311-	1	A	C	F												
	897084-7070	9311-	1	B														
	897116-4940	9311-	1		D		H											
	897172-0500	9311-	1		E	G												
	897328-5100	0112-	1				I											
	897358-4630	0301-	1				J											
	32 COVER; RUBBER, STARTER																	
	581129-0690	9311-	1	B														HITACHI
	41 SCREW; RR COVER, STARTER																	
	897116-5140	9311-	1		D		H											
	43 RETAINER; PINION STARTER																	
	581129-1000	9311-	1	A	C	F												
	44 ROLLER; PINION STARTER																	
	581129-0990	9311-	5	A	C	F												
	45 RETAINER; BEARING, STARTER																	
(A)	894435-5670	9311-	1	B														
(B)	894435-5700	9311-	1	B														
	46 GEAR; CLU STARTER																	
(A)	581123-0100	9311-	1	A	C	F												
(B)	894167-4270	9311-	1	A	C	F												
(C)	897116-4900	0301-	4				J											
	47 SPRING; PINION STARTER																	
	581129-0960	9311-	1	A	C	F												
	48 BALL; PINION, STARTER																	
	581129-0920	9311-	1	A	C	F												

0-66

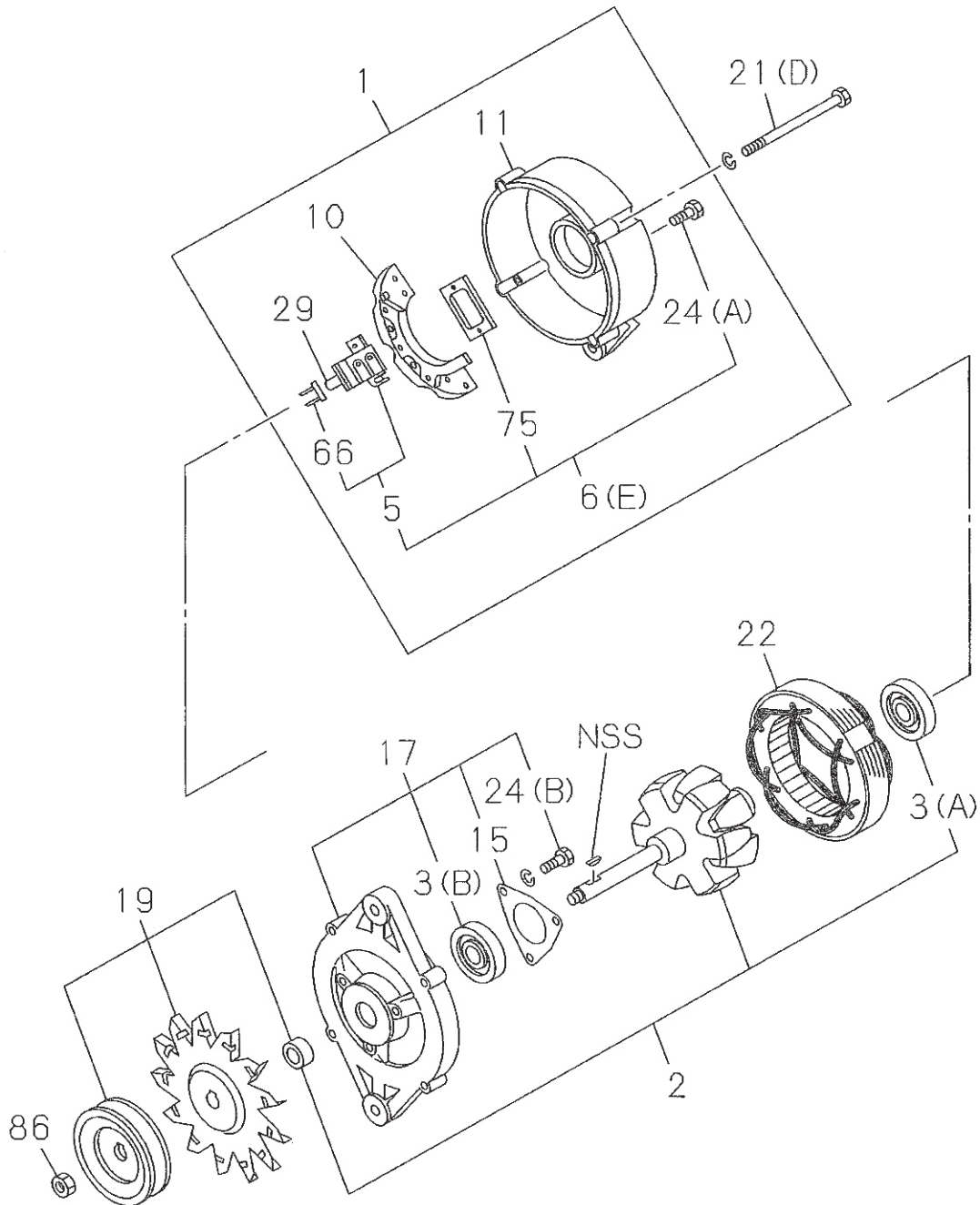
GENERATOR

FIG-NO.

(NO.1)

ASM

5-81200-347-*



066A0150797

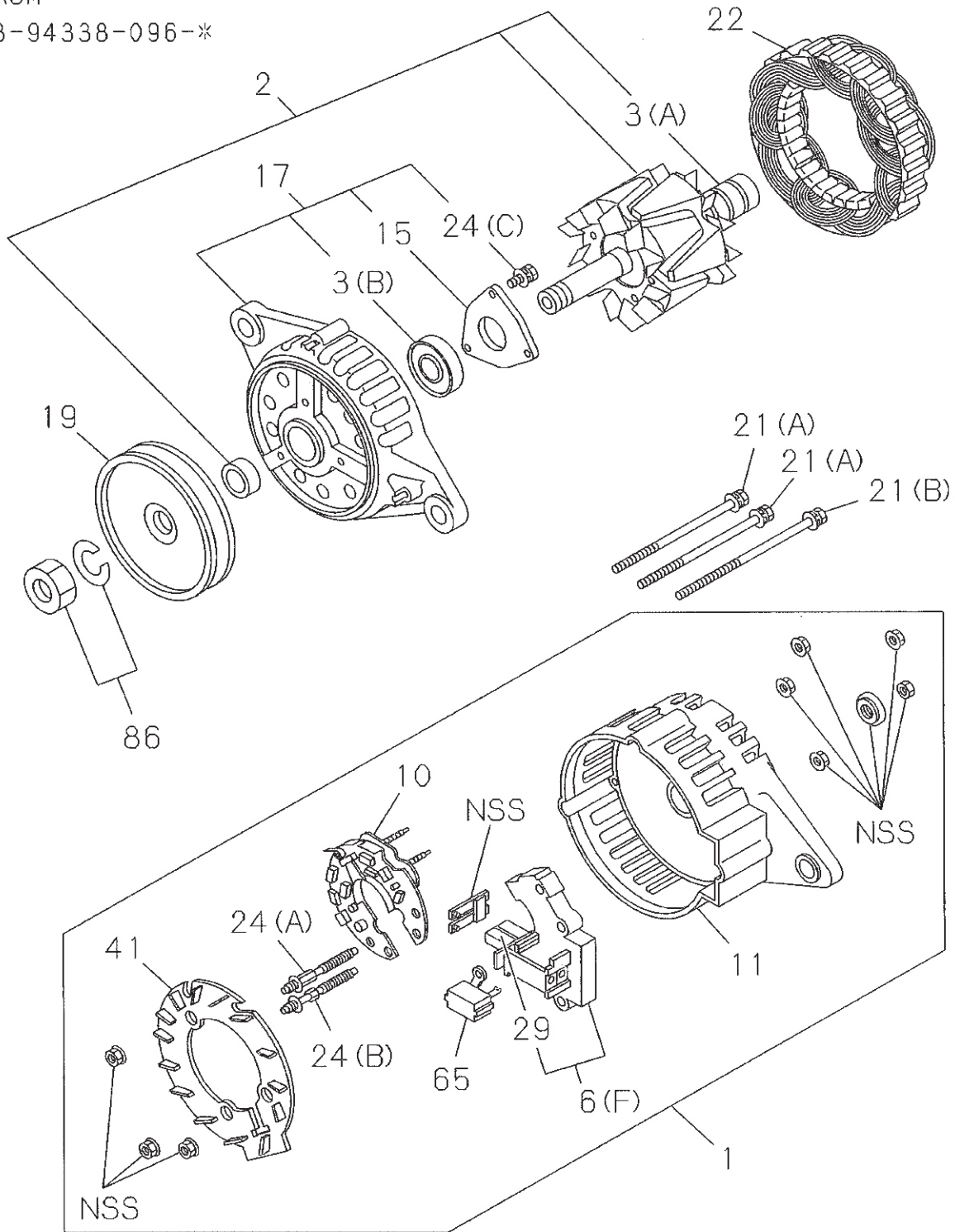
GENERATOR

(NO.2)

0-66

FIG-NO.

ASM
8-94338-096-*



066A0250797

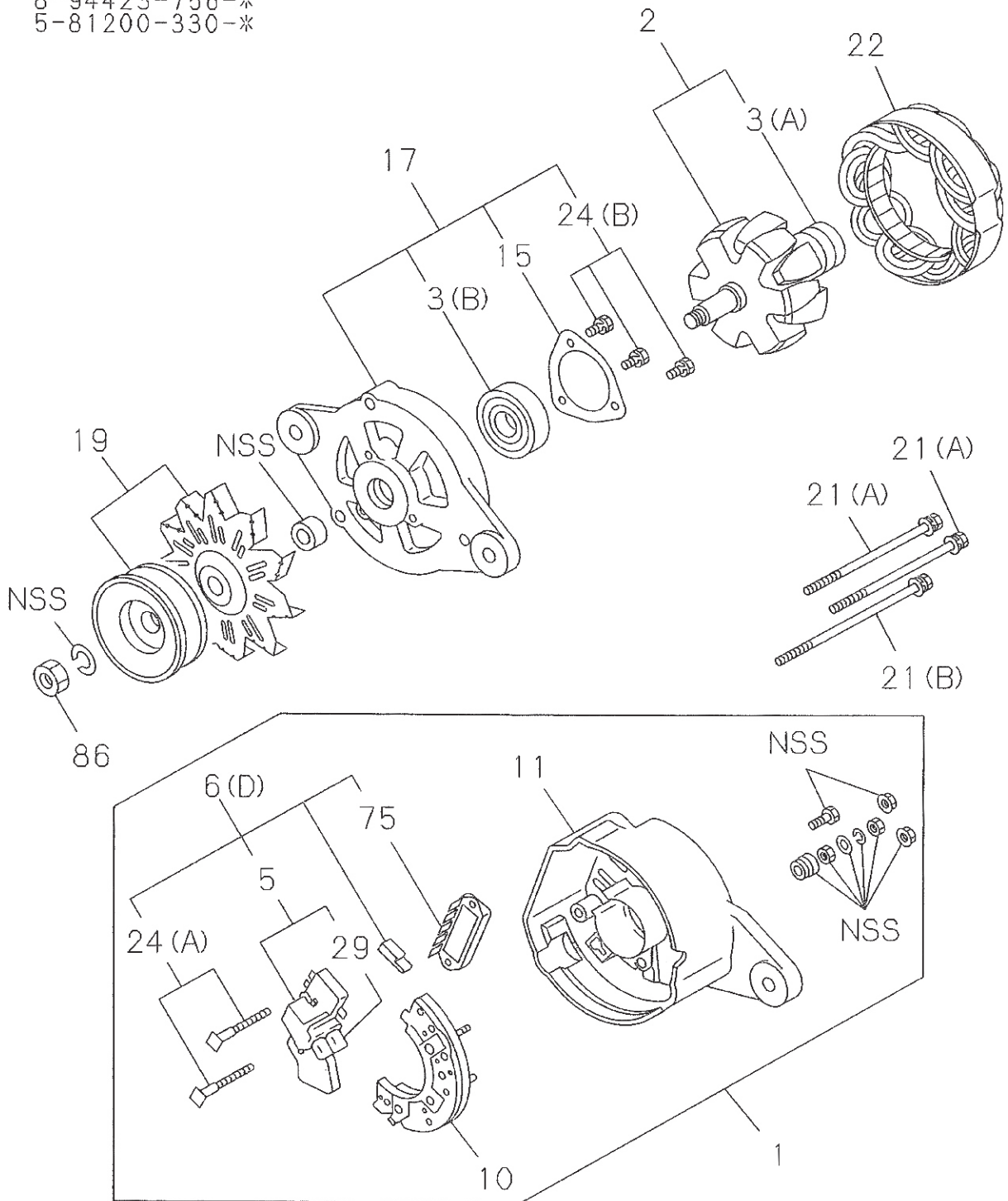
0-66

GENERATOR

FIG-NO.

(NO.3)

ASM
8-94423-756-*
5-81200-330-*



066A0350797

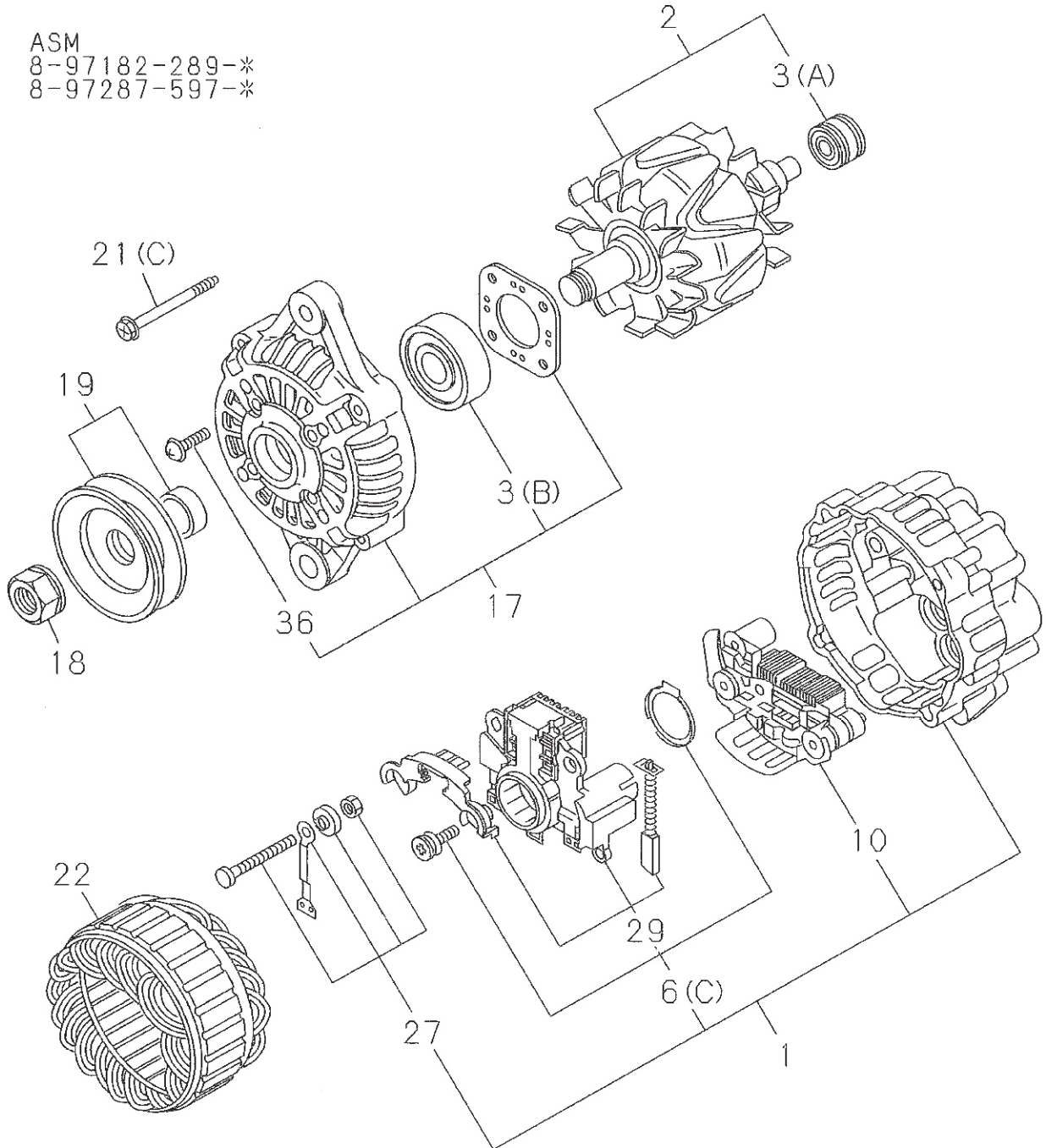
GENERATOR

(NO.4)

0-66

FIG-NO.

ASM
8-97182-289-*
8-97287-597-*



066A0450797

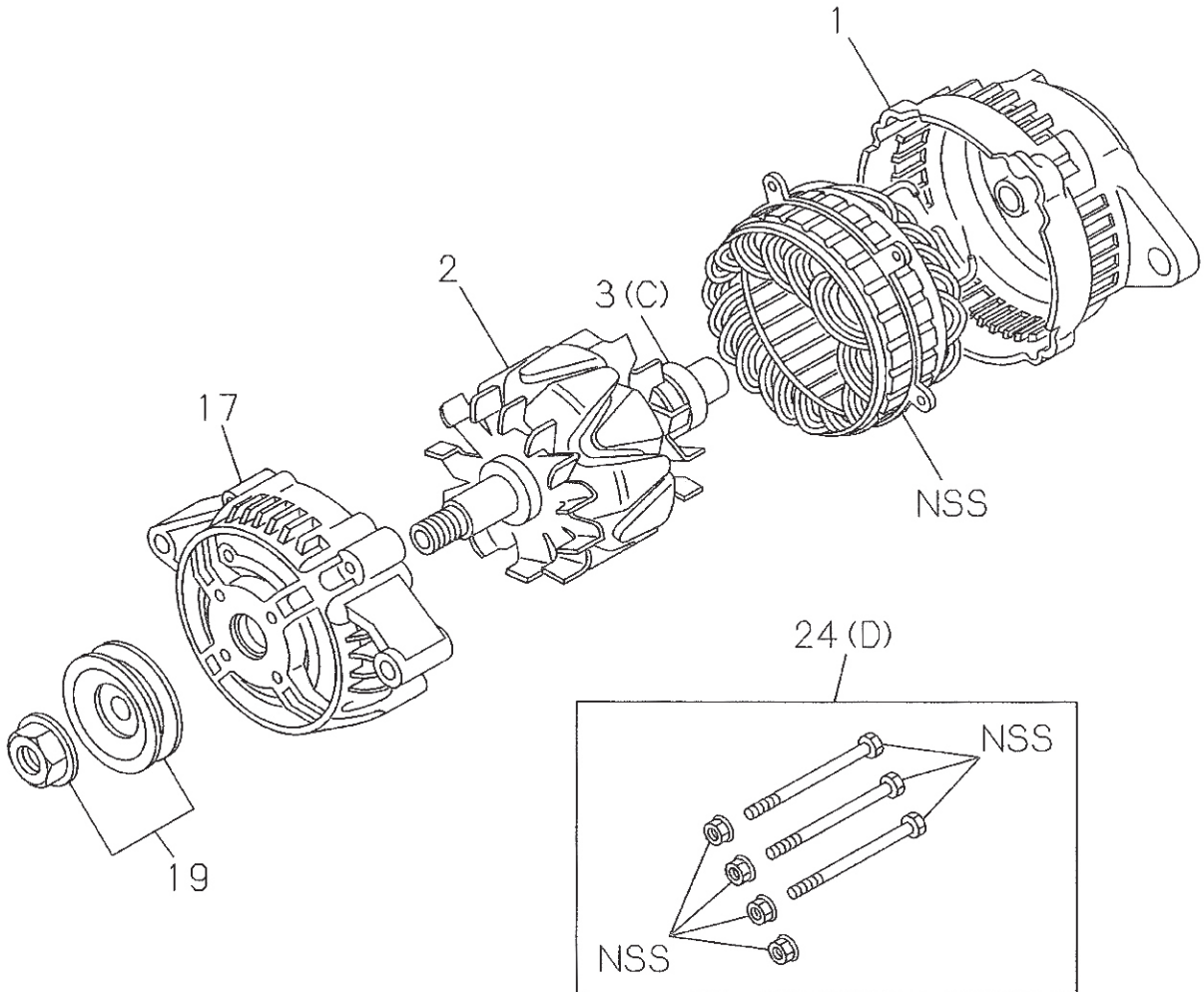
0-66

GENERATOR

FIG-NO.

(NO.5)

ASM
8-97201-281-*
8-97228-318-*



066A0550797

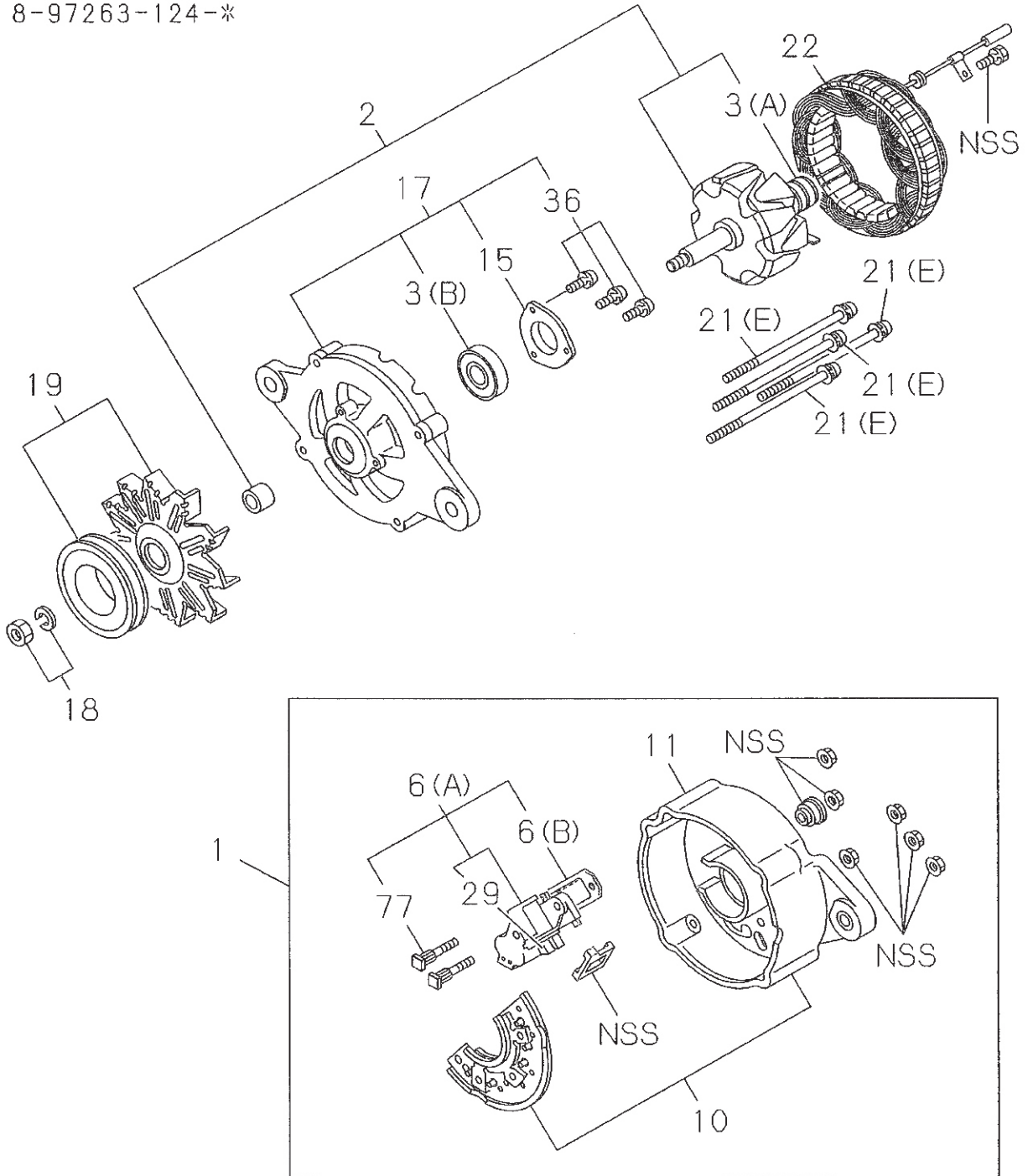
GENERATOR

(NO.6)

0-66

FIG-NO.

ASM
8-97023-263-*
8-97263-124-*



066A0650797

0-66

GENERATOR

FIG-NO.

KEY NO.

PART NAME

PART NUMBER	I T C	APPLIED DATE	L R	Q T Y	558888888888	88999999999	1144777777	2234012222	0032280268	0083321837	3307222315	3495688129	0766391847	0000120000	Remarks					
					ABCDEF	GHIJ	KL	MN	OP	QR	ST	UV	WX	Y		Z	ABC	DEF	GHI	JK
1 COVER ASM; RR, GEN																				
581214-1230		9311-		1	A															
581214-1520		9311-		1	B															
894389-2320		9311-		1	C															
581214-1310		9311-		1	D															
897144-7530		9311-		1	E	I														
897184-6390		9905-		1	F															
897212-5040		9907-		1		GH														
897229-6230		0011-		1			J													
2 ROTOR; GEN																				
581221-0650		9311-		1	A															
581221-0710		9311-		1	B															
894389-2450		9311-		1	C															
581221-0630		9311-		1	D															
897037-1670		9311-		1	E	I														
897184-6250		9905-		1	F		J													
897212-5000		9907-		1		GH														
3 BEARING; ROTOR, GEN																				
(A) 900090-1810		9311-		1	A	D														
(B) 509800-0870		9311-		1	A	D														
(B) 894212-7140		9311-		1	B															
(A) 894389-2420		9311-		1	C															
(B) 894389-2410		9311-		1	C															
(A) 894333-5210		9311-		1	E	I														
(A) 894462-8590		9311-		1	E	I														
(A) 897144-7410		9905-		1	F		J													
(B) 897144-7400		9905-		1	F		J													
(C) 897212-5020		9907-		1		GH														
5 HOLDER; BRUSH, GEN																				
581215-0460		9311-		1	A	D														
581215-0470		9311-		1	B															
6 REGULATOR ASM; VOLTAGE, GEN																				
(D) 581219-0330		9311-		1	A															
(E) 581219-0390		9311-		1	B															
(F) 894389-2340		9311-		1	C															
(D) 581219-0360		9311-		1	D															
(A) 897037-1720		9311-		1	E	I														
(B) 581251-0160		9311-		1	E	I														
(C) 897184-6280		9905-		1	F		J													
10 RECTIFIER; GEN																				
581262-0050		9311-		1	A	D														
581262-0060		9311-		1	B															

GENERATOR

0-66

FIG-NO.

KEY NO.

PART NAME

PART NUMBER	I T C	APPLIED DATE	L R	Q T Y	5	6	7	8	9	0	1	2	3	4	5	6	7	8	9	Remarks			
					A	B	C	D	E	F	G	H	I	J	K	L	M	N	O		P	Q	R
10 RECTIFIER; GEN																							
894389-2360		9311-		1		C																	
897037-1740		9311-		1		E		I															
897184-6290		9905-		1		F		J															
11 COVER; RR, GEN																							
581214-1240		9311-		1	A																		
581214-1530		9311-		1	B																		
894389-2330		9311-		1	C																		
581214-1320		9311-		1	D																		
897144-7540		9311-		1	E																		
15 RETAINER; ROTOR, GEN																							
581229-0290		9311-		1	A	D																	
894233-6490		9311-		1	B																		
894389-2390		9311-		1	C																		
897223-9740		9311-		1	E		I																
17 COVER ASM; FRT, GEN																							
581213-0430		9311-		1	A	D																	
581213-0560		9311-		1	B																		
894389-2380		9311-		1	C																		
897144-7520		9311-		1	E																		
897184-6240		9905-		1	F																		
897212-5070		9907-		1	G																		
897256-0370		9907-		1	H																		
897229-6220		0011-		1				J															
897312-2140		9311-		1				I															
18 NUT; PULLEY, GEN																							
897037-1750		9311-		1	E		I																
897145-3270		9905-		1	F		J																
19 PULLEY; GEN																							
581222-0770		9311-		1	A	D																	
581222-0860		9311-		1	B																		
894389-2400		9311-		1	C																		
894143-0300		9311-		1	E		I																
897184-6330		9905-		1	F		J																
897212-5080		9907-		1	G	H																	
21 BOLT; THROUGH, GEN																							
(D) 894233-6510		9311-		4	B																		
(C) 897145-3280		9905-		1	F		J																
(E) 894116-4350		9311-		1	E		I																
(A) 581219-1890		9311-		2	A	C																	
(B) 581219-1900		9311-		1	A																		

0-66 **GENERATOR**

FIG-NO.

KEY NO.	PART NAME															Remarks															
	PART NUMBER	ITC	APPLIED DATE	L	Q	R	T	Y	A	B	C	D	E	F	G		H	I	J	K	L	M	N	O	P	Q	R	S	T	U	V

21 BOLT; THROUGH, GEN																																								
(B)	894424-3730		9311-				1				C																													
(A)	581229-1820		9311-				2				D																													
(B)	581229-1830		9311-				1				D																													
22 STATOR; GEN																																								
	581211-0600		9311-				1		A																															
	581211-0670		9311-				1		B																															
	894389-2460		9311-				1		C																															
	581211-0580		9311-				1		D																															
	897144-7510		9311-				1		E			I																												
	897184-6270		9905-				1		F			J																												
24 SCREW; RECTIFIER, GEN																																								
(A)	581229-1660		9311-				2		A	B	D																													
(B)	581229-1650		9311-				1		A	D																														
(B)	894233-6530		9311-				1		B																															
(A)	894389-2430		9311-				1		C																															
(B)	894389-2440		9311-				1		C																															
(C)	894410-3450		9311-				1		C																															
(D)	897212-5100		9907-				1					GH																												
27 NUT; RECTIFIER, GEN																																								
	897145-5160		9905-				1				F	J																												
29 BRUSH; GEN																																								
	581215-0400		9311-				2		A	B	D																													
	894462-8500		9311-				1		C																															
	897037-1730		9311-				2				E	I																												
	897144-7380		9905-				1				F	J																												
36 SCREW; FRT COVER																																								
	894233-6530		9311-				1				E	I																												
	897144-7270		9905-				1				F	J																												
41 GUIDE; FAN, GEN																																								
	894389-2350		9311-				1				C																													
65 CONDENSER; GEN																																								
	894389-2370		9311-				1				C																													
66 GASKET; BRUSH HOLDER, GEN																																								
	581229-1970		9311-				1				B																													
75 REGULATOR; VOLTAGE, GEN																																								
	581251-0160		9311-				1		A																															
	581270-0040		9311-				1			B	D																													

GENERATOR

0-66

FIG-NO.

KEY NO.

PART NAME

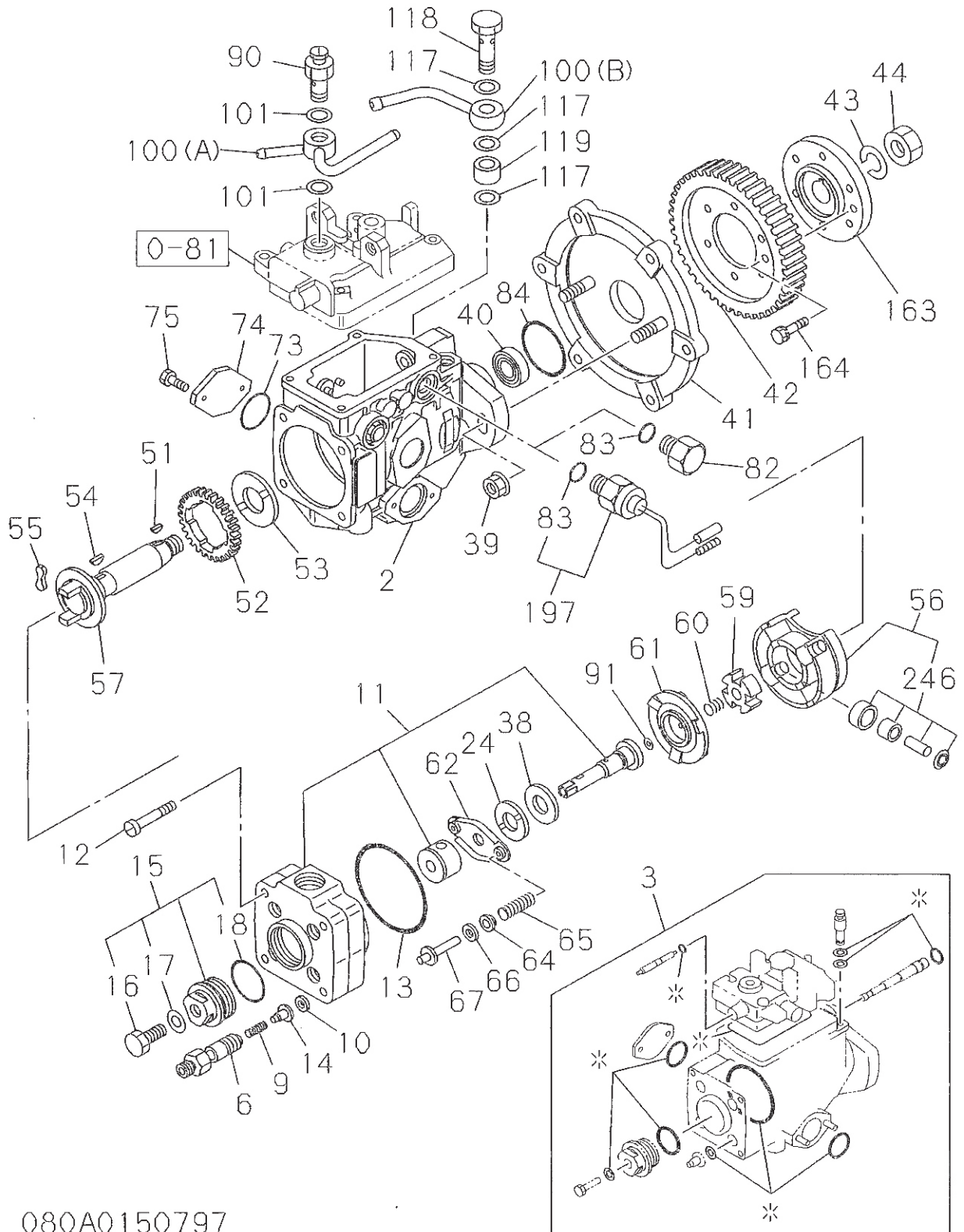
PART NUMBER	I T C	APPLIED DATE	L R Y	5588888888 8899999999 1144777777 2234012222 0032280268 0083321837 3307222315 3495688129 0766391847 0000120000																										Remarks
				A	B	C	D	E	F	G	H	I	J	K	L	M	N	O	P	Q	R	S	T	U	V	W	X	Y	Z	
77	SCREW; REG 897037-8870	9311-	2	E	I																									
86	NUT SET; PULLEY, GEN 894233-6520 982235-0150 894410-3440	9311- 9311- 9311-	1 1 1	B A D C																										

0-80

INJECTION PUMP

FIG-NO.

(NO.1)



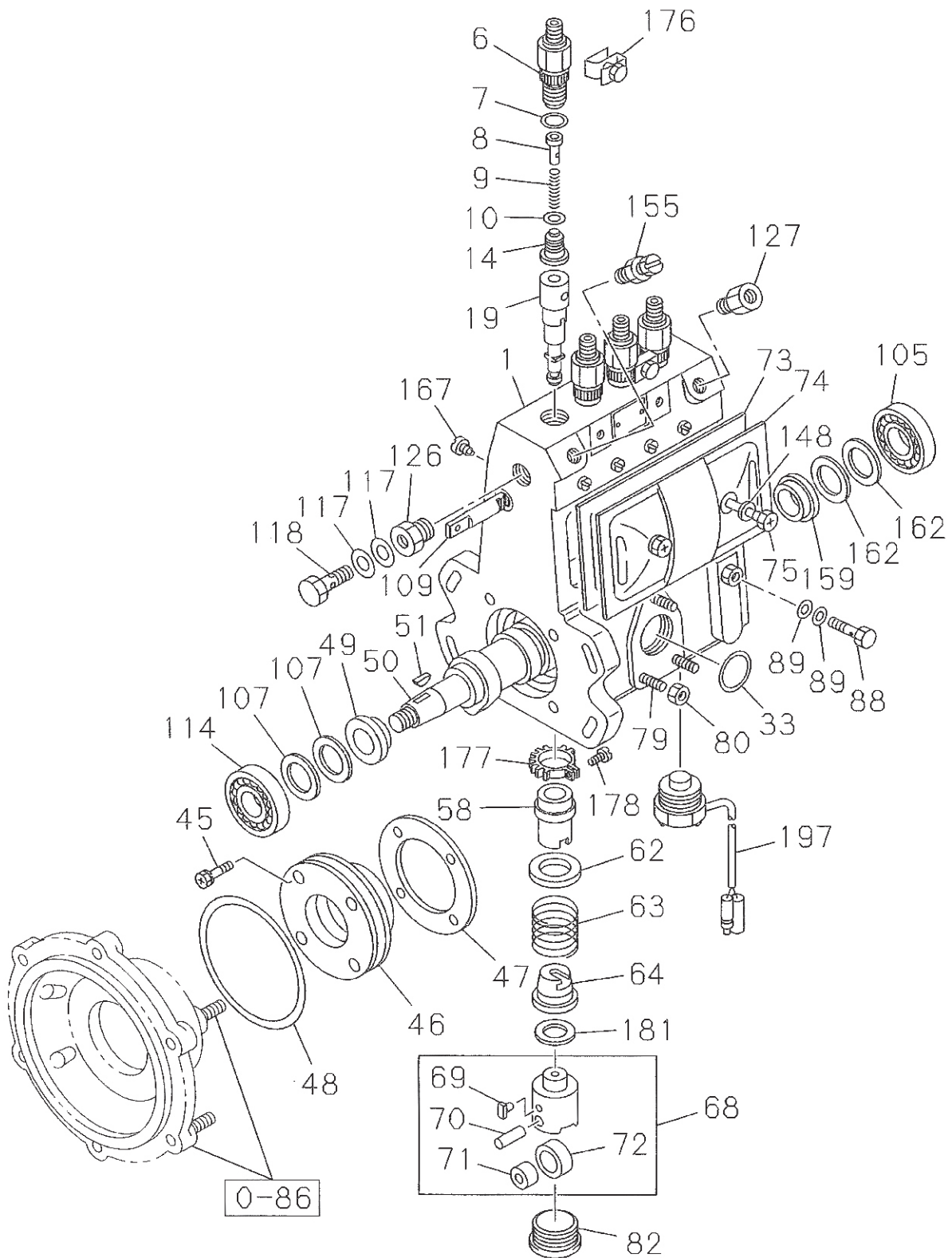
080A0150797

INJECTION PUMP

(NO.2)

0-80

FIG-NO.



0-86

080A0250797

0-80

INJECTION PUMP

FIG-NO.

KEY NO.

PART NAME

PART NUMBER	I T C	APPLIED DATE	Q R T Y	Remarks																																	
				A	B	C	D	E	F	G	H	I	J	K	L	M	N	O	P	Q	R	S	T	U	V	W	X										
1 HOUSING; PUMP, FUEL INJ																																					
897181-5050		9311-	1						I	L	N	O	Q	R	S		W	X		B	C		F	G													
897021-4990		9311-	1						J	M																											
897251-4190		0003-	1								P								Z		D	E		I													
2 HOUSING ASM; PUMP, FUEL INJ																																					
894445-5790		9311-	1	A	B	C	D	E	F	G	H		K					V																			
897247-6920		0006-	1														T	U		Y																	
897357-3040		0205-	1																				H														
3 REPAIR KIT; FUEL INJ PUMP																																					
894228-5450		9311-	1	A	B	C	D	E	F	G	H		K				T	U	V	Y				H													
6 HOLDER; DELIVERY VALVE, INJ PUMP																																					
894227-5820		9311-	4	A	B	C	D	E	F	G	H		K				T	U	V	Y																	
894367-3300		0205-	4																					H													
894366-1160		9311-	4										I																								
515644-0170		9311-	4									J	L	M	N	O	P	Q	R	S		W	X	Z	B	C	D	E	F	G	H	I					
7 GASKET; HOLDER, DELIVERY VALVE																																					
109623-0520		9311-	4									I	J	L	M	N	O	P	Q	R	S		W	X	Z	B	C	D	E	F	G	H	I				
8 STOPPER; DELIVERY VALVE, INJ PUMP																																					
115619-1610		9311-	4										I	J	L	M	N	O	P	Q	R	S		W	X	Z	B	C	D	E	F	G	H	I			
515629-0450		9311-	4										J	L	M	N	O	P	Q	R	S		W	X	Z	B	C	D	E	F	G	H	I				
9 SPRING; DELIVERY VALVE																																					
894227-5810		9311-	4	A	B	C	D	E	F	G	H		K					T	U	V	Y																
894174-8030		0205-	4																						H												
897181-5070		9311-	4										I																								
515643-0010		9311-	4										J	L	M	N	O	Q	R	S		W	X	Z	B	C	F	G	H	I							
115643-0140		0003-	4																	P			Z		D	E											
10 GASKET; DELIVERY VALVE, INJ PUMP																																					
894247-7160		9311-	4	A	B	C	D	E	F	G	H		K					T	U	V	Y				H												
115649-0010		9311-0009	4										I	J	L	M	N	O	Q	S				D													
115649-0010		0010-	4										I	J	L	M	N	Q	R	S		W	X	Z	B	C	D	E	F	G	H	I					
515639-0020		0010-	4																		O																
11 HEAD ASM; DISTR, INJ PUMP																																					
897108-0430		9311-	1	B	D	F																															
897102-5360		9311-	1	A	C	E	G	H		K								T	U	V	Y																
897357-2960		0205-	1																						H												
12 SCREW; DISTR HD, INJ PUMP																																					
894257-6700		9311-	4	A	B	C	D	E	F	G	H		K						T	U	V	Y			H												

INJECTION PUMP

0-80

FIG-NO.

KEY NO.	PART NAME		Remarks																										
	PART NUMBER	APPLIED DATE	QTY	A	B	C	D	E	F	G	H	I	J	K	L	M	N	O	P	Q	R	S	T	U	V	W	X	Y	Z
50	CAMSHAFT; INJ PUMP																												
	897181-5080	9311-	1																										
	897182-6450	9311-	1																										
	897231-5180	9905-0009	1																										
	897231-5180	0010-	1																										
	897251-9110	0010-	1																										
	897251-4200	0003-	1																										
51	KEY; DRIVE GEAR, INJ PUMP																												
	583539-0240	9311-	1	A	B	C	D	E	F	G	H	I	J	K	L	N	O	P	Q	R	S	T	U	V	W	X	Y	Z	
	519619-0490	9311-	1																										
52	GEAR; GOV DRIVE, INJ PUMP																												
	894227-4830	9311-	1	A	B	C	D	E	F	G	H	K																	
53	WASHER; GOV DRIVE GEAR, INJ PUMP																												
	894227-4840	9311-	1	A	B	C	D	E	F	G	H	K																	
54	KEY; FEED PUMP, INJ PUMP																												
	894227-4810	9311-	1	A	B	C	D	E	F	G	H	K																	
55	DAMPER; CAM DRIVE, INJ PUMP																												
	894227-4821	9311-	2	A	C																								
	894169-5280	9311-	2	B	D	E	F	G	H	K																			
56	ROLLER ASM; TIMER, INJ PUMP																												
	894227-4850	9311-	1	A	C	E	G	H																					
	894433-7600	9311-	1	B	D	F																							
57	SHAFT; DRIVE, INJ PUMP																												
	894227-4800	9311-	1	A	B	C	D	E	F	G	H	K																	
	894433-7590	0205-	1																										
58	SLEEVE; CONT, INJ PUMP																												
	981225-0580	9311-	4																										
59	DISC; DRIVE, INJ PUMP																												
	894227-4890	9311-	1	A	B	C	D	E	F	G	H	K																	
	894433-7610	0205-	1																										
60	SPRING; DRIVE DISC, INJ PUMP																												
	894227-6470	9311-	1	A	C	D	E	F	G	H	K																		
	897120-3170	9311-	1	B																									
61	CAM; DISC, PLUNGER, INJ PUMP																												
	894227-4900	9311-	1	B	D	F																							
	894229-1570	9311-	1	A	C	E	G	H	K																				

INJECTION PUMP

0-80

FIG-NO.

KEY NO.	PART NAME										Remarks	
	PART NUMBER	I T C	APPLIED DATE	L R	Q T Y	A B C D E F G H I J K L M N O P Q R S T U V W X Y Z A B C D E F G H I J K L M N O P Q R S T U V W X						
66	SHIM; PLUNGER SPRING, INJ PUMP											
	897146-1390		9311-	AR							H	T=0.4
	897146-1400		9311-	AR							H	T=0.6
	897146-1410		9311-	AR							H	T=0.7
	897146-1420		9311-	AR							H	T=1.9
	897189-3740		9311-	AR							H	T=0.2
67	PIN; GUIDE, PLUNGER SPRING											
	894227-5250		9311-		2	A B C D E F G H						
	897214-3650		9801-		2		K			T U V	Y	
	897185-2850		0205-		2							H
68	TAPPET; CM/SHF, INJ PUMP											
	981221-2230		9311-		4		I J	L M N O	Q R S		W X	B C F G
	515622-0090		0003-		4				P		Z	D E I
69	GUIDE; TAPPET, INJ PUMP											
	515619-0410		9311-		4		I J	L M N O P Q R S		W X	Z	B C D E F G I
70	PIN; TAPPET ROLLER, INJ PUMP											
	981222-2200		9311-		4		I J	L M N O	Q R S		W X	B C F G
	515622-0060		0003-		4				P		Z	D E I
71	BUSHING; TAPPET ROLLER, INJ PUMP											
	115629-0010		9311-		4		I J	L M N O P Q R S		W X	Z	B C D E F G I
72	ROLLER; TAPPET, INJ PUMP											
	115622-0030		9311-		4		I J	L M N O P Q R S		W X	Z	B C D E F G I
73	GASKET; COVER TO HSG											
	894227-4910		9311-		1	A B C D E F G H		K		T U V	Y	H
	894386-5960		9311-		1		I J	L M N O P Q R S		W X	Z	B C D E F G I
74	COVER; HSG, INJ PUMP											
	894242-9670		9311-		1	A B C D E F G H		K		T U V	Y	
	897125-5250		0205-		1							H
	894171-1090		9311-		1		I J	L M N O P Q R S		W X	Z	B C D E F G I
75	SCREW; COVER TO HSG											
	894313-2760		9311-		2	A B C D E F G H		K		T U V	Y	H
	115619-0030		9311-		2		I J	L M N O P Q R S		W X	Z	B C D E F G I
79	STUD; FUEL FEED PUMP TO HSG											
	981215-1150		9311-		3		I J	L M N O P Q R S		W X	Z	B C D E F G I
80	NUT; FUEL FEED PUMP FIX											
	894171-1100		9311-		3		I J	L M N O P Q R S		W X	Z	B C D E F G I

0-80		INJECTION PUMP																																		
FIG-NO.																																				
KEY NO.	PART NAME														Remarks																					
	PART NUMBER	ITC	APPLIED DATE	LR	QTY	8	8	8	8	8	8	8	8	8		8	8	8																		
						A	B	C	D	E	F	G	H	I	J	K	L	M	N	O	P	Q	R	S	T	U	V	W	X							
82	PLUG; HSG, INJ PUMP																																			
	894242-2840		9311-		1	A	B	C	D	E	F	G	H	I	J	K	L	M	N	O	P	Q	R	S	T	U	V	W	X							
	515619-1360		9311-		3							I									P							D								
	515619-1360		9311-		4							J	L	M	N	O					Q	R	S			W	X	Z	B	C	E	F	G	I		
83	GASKET; HSG PLUG																																			
	894227-6710		9311-		1	A	B	C	D	E	F	G	H	I	J	K	L	M	N	O	P	Q	R	S	T	U	V	W	X							
84	GASKET; BRACKET TO HSG																																			
	894247-7220		9311-		1	A		C	E																											
	909561-3530		9311-		1	B	D	F	G	H			K												T	U	V	Y						H		
88	BOLT; EYE, OIL FEED, INJ PUMP																																			
	897012-8360		9311-		1						I	J	L	M	N	O	P	Q	R	S						W	X	Z	B	C	E	F	G	I		
89	GASKET; OIL FEED BOLT, INJ PUMP																																			
	909572-0100		9311-		2						I	J	L	M	N	O	P	Q	R	S						W	X	Z	B	C	E	F	G	I		
	115639-0090		0007-		2																													D		
90	VALVE; OVERFLOW, INJ PUMP																																			
	894227-6440		9311-		1			F																		T	U	V	Y							
	897231-9270		0205-		1																														H	
	897119-1840		9311-		1	A																														
	897122-0630		9311-		1	B	C	D	E	G	H																									
91	SHIM; PLUNGER, INJ PUMP																																			
	894227-5280		9311-		AR	A	B	C	D	E	F	G	H													T	U	V	Y						T=1.90	
	894227-5290		9311-		AR	A	B	C	D	E	F	G	H														T	U	V	Y						T=1.92
	894227-5300		9311-		AR	A	B	C	D	E	F	G	H														T	U	V	Y						T=1.94
	894227-5310		9311-		AR	A	B	C	D	E	F	G	H														T	U	V	Y						T=1.96
	894227-5320		9311-		AR	A	B	C	D	E	F	G	H														T	U	V	Y						T=1.98
	894227-5330		9311-		AR	A	B	C	D	E	F	G	H														T	U	V	Y						T=2.00
	894227-5340		9311-		AR	A	B	C	D	E	F	G	H														T	U	V	Y						T=2.02
	894227-5350		9311-		AR	A	B	C	D	E	F	G	H														T	U	V	Y						T=2.04
	894227-5360		9311-		AR	A	B	C	D	E	F	G	H														T	U	V	Y						T=2.06
	894227-5370		9311-		AR	A	B	C	D	E	F	G	H														T	U	V	Y						T=2.08
	894227-5380		9311-		AR	A	B	C	D	E	F	G	H														T	U	V	Y						T=2.10
	894227-5390		9311-		AR	A	B	C	D	E	F	G	H														T	U	V	Y						T=2.12
	894227-5400		9311-		AR	A	B	C	D	E	F	G	H														T	U	V	Y						T=2.14
	894227-5410		9311-		AR	A	B	C	D	E	F	G	H														T	U	V	Y						T=2.16
	894227-5420		9311-		AR	A	B	C	D	E	F	G	H														T	U	V	Y						T=2.18
	894227-5430		9311-		AR	A	B	C	D	E	F	G	H														T	U	V	Y						T=2.20
	894227-5440		9311-		AR	A	B	C	D	E	F	G	H														T	U	V	Y						T=2.22
	894227-5450		9311-		AR	A	B	C	D	E	F	G	H														T	U	V	Y						T=2.24
	894227-5460		9311-		AR	A	B	C	D	E	F	G	H														T	U	V	Y						T=2.26
	894227-5470		9311-		AR	A	B	C	D	E	F	G	H														T	U	V	Y						T=2.28
	894227-5480		9311-		AR	A	B	C	D	E	F	G	H														T	U	V	Y						T=2.30

INJECTION PUMP

0-80

FIG-NO.

KEY NO.	PART NAME												Remarks																			
	PART NUMBER	I T C	APPLIED DATE	L R	O T Y	88888	88888	88888	88888	88888	88888	88888		88888																		
						A	B	C	D	E	F	G		H	K	L	M	N	O	P	R	S	T	U	V	W	X					
91 SHIM; PLUNGER, INJ PUMP																																
	894227-5490	9311-				A	R	A	B	C	D	E	F	G	H	K			T	U	V	Y										T=2.32
	894227-5500	9311-				A	R	A	B	C	D	E	F	G	H	K			T	U	V	Y										T=2.34
	894227-5510	9311-				A	R	A	B	C	D	E	F	G	H	K			T	U	V	Y										T=2.36
	894227-5520	9311-				A	R	A	B	C	D	E	F	G	H	K			T	U	V	Y										T=2.38
	894227-5530	9311-				A	R	A	B	C	D	E	F	G	H	K			T	U	V	Y										T=2.40
	894227-5540	9311-				A	R	A	B	C	D	E	F	G	H	K			T	U	V	Y										T=2.42
	894227-5550	9311-				A	R	A	B	C	D	E	F	G	H	K			T	U	V	Y										T=2.44
	894227-5560	9311-				A	R	A	B	C	D	E	F	G	H	K			T	U	V	Y										T=2.46
	894227-5570	9311-				A	R	A	B	C	D	E	F	G	H	K			T	U	V	Y										T=2.48
	894227-5580	9311-				A	R	A	B	C	D	E	F	G	H	K			T	U	V	Y										T=2.50
	894227-5590	9311-				A	R	A	B	C	D	E	F	G	H	K			T	U	V	Y										T=2.52
	894227-5600	9311-				A	R	A	B	C	D	E	F	G	H	K			T	U	V	Y										T=2.54
	894227-5610	9311-				A	R	A	B	C	D	E	F	G	H	K			T	U	V	Y										T=2.56
	894227-5620	9311-				A	R	A	B	C	D	E	F	G	H	K			T	U	V	Y										T=2.58
	894227-5630	9311-				A	R	A	B	C	D	E	F	G	H	K			T	U	V	Y										T=2.60
	894227-5640	9311-				A	R	A	B	C	D	E	F	G	H	K			T	U	V	Y										T=2.62
	894227-5650	9311-				A	R	A	B	C	D	E	F	G	H	K			T	U	V	Y										T=2.64
	894227-5660	9311-				A	R	A	B	C	D	E	F	G	H	K			T	U	V	Y										T=2.66
	894227-5670	9311-				A	R	A	B	C	D	E	F	G	H	K			T	U	V	Y										T=2.68
	894227-5680	9311-				A	R	A	B	C	D	E	F	G	H	K			T	U	V	Y										T=2.70
	894227-5690	9311-				A	R	A	B	C	D	E	F	G	H	K			T	U	V	Y										T=2.72
	894227-5700	9311-				A	R	A	B	C	D	E	F	G	H	K			T	U	V	Y										T=2.74
	894227-5710	9311-				A	R	A	B	C	D	E	F	G	H	K			T	U	V	Y										T=2.76
	894227-5720	9311-				A	R	A	B	C	D	E	F	G	H	K			T	U	V	Y										T=2.78
	894227-5730	9311-				A	R	A	B	C	D	E	F	G	H	K			T	U	V	Y										T=2.80
	894227-5740	9311-				A	R	A	B	C	D	E	F	G	H	K			T	U	V	Y										T=2.82
	894227-5750	9311-				A	R	A	B	C	D	E	F	G	H	K			T	U	V	Y										T=2.84
	894227-5760	9311-				A	R	A	B	C	D	E	F	G	H	K			T	U	V	Y										T=2.86
	894227-5770	9311-				A	R	A	B	C	D	E	F	G	H	K			T	U	V	Y										T=2.88
	894227-5780	9311-				A	R	A	B	C	D	E	F	G	H	K			T	U	V	Y										T=2.90
	894111-6580	9311-				A	R	A	B	C	D	E	F	G	H	K			T	U	V	Y										T=1.74
	894111-6590	9311-				A	R	A	B	C	D	E	F	G	H	K			T	U	V	Y										T=1.76
	894111-6600	9311-				A	R	A	B	C	D	E	F	G	H	K			T	U	V	Y										T=1.78
	894111-6610	9311-				A	R	A	B	C	D	E	F	G	H	K			T	U	V	Y										T=1.80
	894111-6620	9311-				A	R	A	B	C	D	E	F	G	H	K			T	U	V	Y										T=1.82
	894111-6630	9311-				A	R	A	B	C	D	E	F	G	H	K			T	U	V	Y										T=1.84
	894111-6640	9311-				A	R	A	B	C	D	E	F	G	H	K			T	U	V	Y										T=1.86
	894111-6650	9311-				A	R	A	B	C	D	E	F	G	H	K			T	U	V	Y										T=1.88
100 PIPE; FUEL INJ PUMP																																
(A)	894317-5130	9311-				1	A	B	C	D	E	F	G	H	K			T	U	V	Y											
(B)	897357-3020	0205-				1																										
(B)	894418-0360	9311-				1	A	B	C	D	E	F	G	H	K				V													
(B)	897258-7610	0006-				1												T	U													
(B)	897309-6190	9311-				1														Y												

INJECTION PUMP

0-80

FIG-NO.

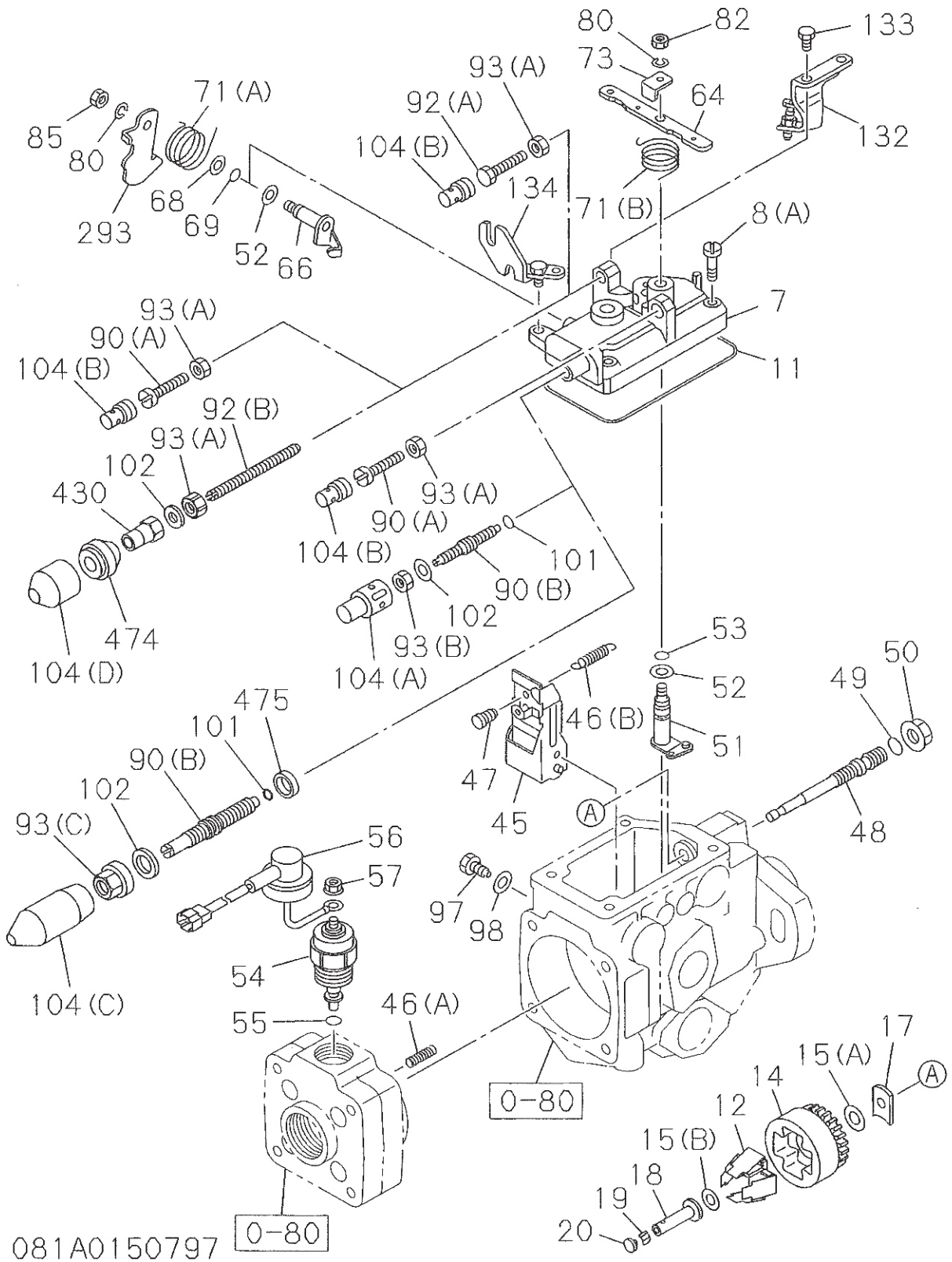
KEY NO.	PART NAME										Remarks													
	PART NUMBER	ITC	APPLIED DATE	LR	QTY	ABCDEFGHIJKL	MNOPQRST	UVWXYZ	ABCDEFGHIJKL	MNOPQRST		UVWXYZ												
117	GASKET; EYE BOLT, INJ PUMP																							
	897249-5450		9311-		3																			
	115759-0010		9311-		2	I	J	L	M	N	O	P	Q	R	S	W	X	Z	B	C	E	F	G	H
	115619-1020		0007-		2																			
118	BOLT; EYE, FUEL INL, INJ PUMP																							
	894227-6600		9311-		1	A	B	C	D	E	F	G	H	K	T	U	V	Y						
	115619-0820		9311-		1	I	J	L	M	N	O	P	Q	R	S	W	X	Z	B	C	E	F	G	H
119	SPACER; FUEL INL, INJ PUMP																							
	894227-6620		9311-		1	A	B	C	D	E	F	G	H	K	T	U	V	Y						
126	ADAPTER; EYE BOLT, PUMP HSG																							
	981235-0170		9311-		1																			
						I	J	L	M	N	O	P	Q	R	S	W	X	Z	B	C	E	F	G	H
127	ADAPTER; FUEL PIPE																							
	515619-0440		9311-		1																			
						I	J	L	M	N	O	P	Q	R	S	W	X	Z	B	C	E	F	G	H
148	GASKET; COVER FIX BOLT																							
	981215-1440		9311-		2																			
						I	J	L	M	N	O	P	Q	R	S	W	X	Z	B	C	E	F	G	H
155	BOLT; AIR BLEED, INJ PUMP																							
	115619-0240		9311-		1																			
						I	J	L	M	N	O	P	Q	R	S	W	X	Z	B	C	E	F	G	H
159	RING; RR BEARING, CM/SHF, INJ PUMP																							
	981225-0470		9311-		1																			
						I	J	L	M	N	O	P	Q	R	S	W	X	Z	B	C	E	F	G	H
162	SHIM; FRT BRG, CM/SHF																							
	515629-0150		9311-	AR		I	J	L	M	N	O	P	Q	S	W		B							T=0.10
	515629-0160		9311-	AR		I	J	L	M	N	O	P	Q	S	W		B							T=0.12
	515629-0170		9311-	AR		I	J	L	M	N	O	P	Q	S	W		B							T=0.14
	515629-0180		9311-	AR		I	J	L	M	N	O	P	Q	S	W		B							T=0.16
	515629-0190		9311-	AR		I	J	L	M	N	O	P	Q	S	W		B							T=0.18
	515629-0200		9311-	AR		I	J	L	M	N	O	P	Q	S	W		B							T=0.50
	515629-0380		9311-	AR		I	J	L	M	N	O	P	Q	S	W		B							T=1.00
	981225-0330		9311-	AR		I	J	L	M	N	O	P	Q	S	W		B							T=0.30
	515619-0390		9311-	AR		I	J	L	M	N	O	P	Q	S	W		B							T=0.70
	515629-0900		9311-	AR		I	J	L	M	N	O	P	Q	S	W		B							T=1.40
	115639-0880		9311-	AR		I	J	L	M	N	O	P	Q	S	W		B							T=2.40
	981225-0490		0007-	AR										R	X	Z	C	D	E	F	G	I		T=0.10
	981225-0500		0007-	AR										R	X	Z	C	D	E	F	G	I		T=0.12
	981225-0510		0007-	AR										R	X	Z	C	D	E	F	G	I		T=0.14
	981225-0520		0007-	AR										R	X	Z	C	D	E	F	G	I		T=0.16
	981225-0530		0007-	AR										R	X	Z	C	D	E	F	G	I		T=0.18
	981225-0540		0007-	AR										R	X	Z	C	D	E	F	G	I		T=0.50
	115629-0070		0007-	AR										R	X	Z	C	D	E	F	G	I		T=0.30
	115629-0080		0007-	AR										R	X	Z	C	D	E	F	G	I		T=1.00

0-81

GOVERNOR; INJECTION PUMP

FIG-NO.

(NO.1)

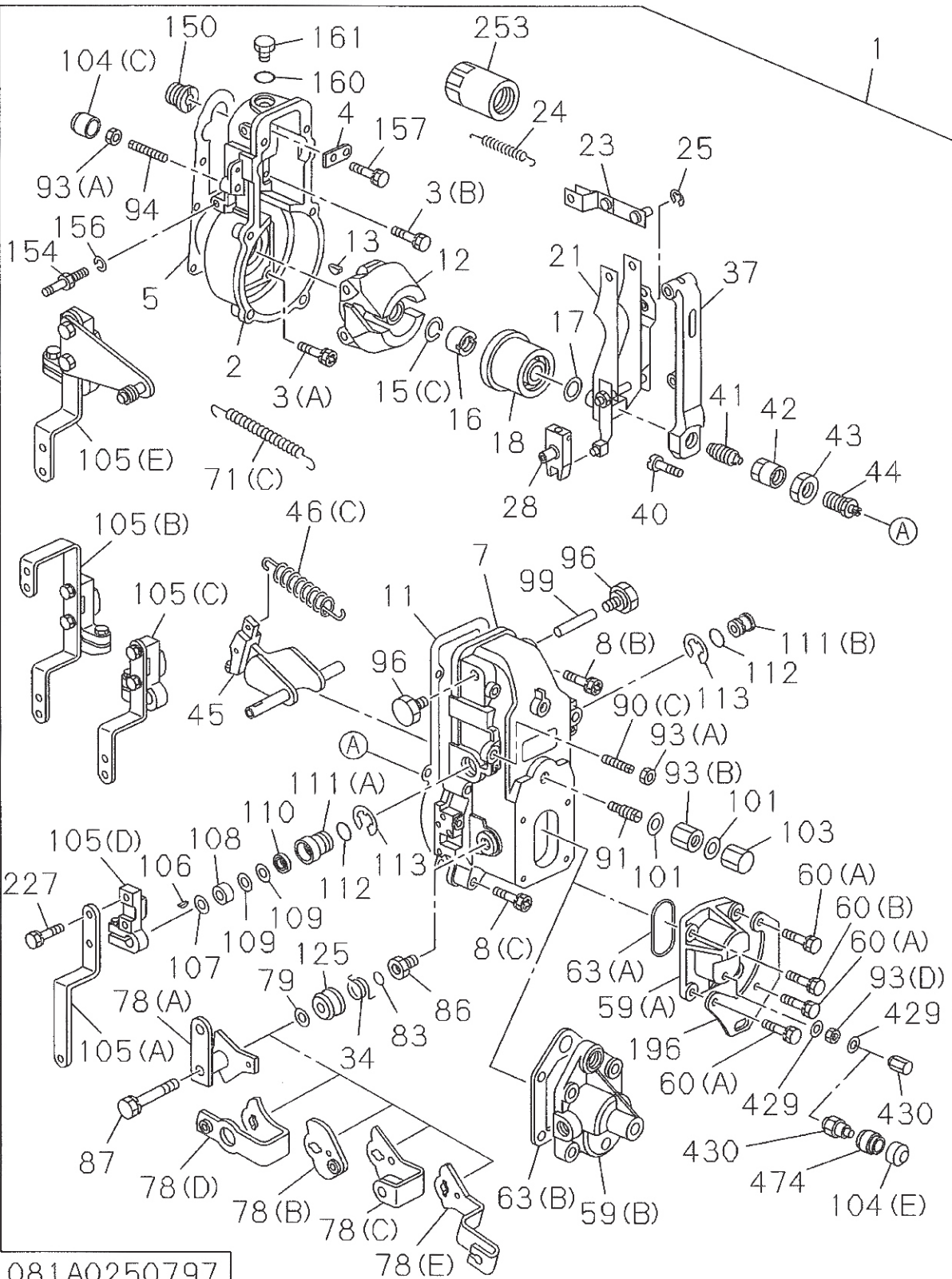


GOVERNOR; INJECTION PUMP

0-81

(NO.2)

FIG-NO.



GOVERNOR; INJECTION PUMP

0-81

FIG-NO.

KEY NO.	PART NAME	I T C	APPLIED DATE	L R T Y	Q	R	S	T	U	V	W	X	Y	Z	A	B	C	D	E	F	G	H	I	J	K	L	M	N	O	P	Q	R	S	T	U	V	W	X	Y	Z	A	B	C	D	E	F	G	H	I	J	K	L	M	N	O	P	Q	R	S	T	U	V	W	X	Y	Z	A	B	C	D	E	F	G	H	I	J	K	L	M	N	O	P	Q	R	S	T	U	V	W	X	Y	Z	A	B	C	D	E	F	G	H	I	J	K	L	M	N	O	P	Q	R	S	T	U	V	W	X	Y	Z	A	B	C	D	E	F	G	H	I	J	K	L	M	N	O	P	Q	R	S	T	U	V	W	X	Y	Z	A	B	C	D	E	F	G	H	I	J	K	L	M	N	O	P	Q	R	S	T	U	V	W	X	Y	Z	A	B	C	D	E	F	G	H	I	J	K	L	M	N	O	P	Q	R	S	T	U	V	W	X	Y	Z	A	B	C	D	E	F	G	H	I	J	K	L	M	N	O	P	Q	R	S	T	U	V	W	X	Y	Z	A	B	C	D	E	F	G	H	I	J	K	L	M	N	O	P	Q	R	S	T	U	V	W	X	Y	Z	A	B	C	D	E	F	G	H	I	J	K	L	M	N	O	P	Q	R	S	T	U	V	W	X	Y	Z	A	B	C	D	E	F	G	H	I	J	K	L	M	N	O	P	Q	R	S	T	U	V	W	X	Y	Z	A	B	C	D	E	F	G	H	I	J	K	L	M	N	O	P	Q	R	S	T	U	V	W	X	Y	Z	A	B	C	D	E	F	G	H	I	J	K	L	M	N	O	P	Q	R	S	T	U	V	W	X	Y	Z	A	B	C	D	E	F	G	H	I	J	K	L	M	N	O	P	Q	R	S	T	U	V	W	X	Y	Z	A	B	C	D	E	F	G	H	I	J	K	L	M	N	O	P	Q	R	S	T	U	V	W	X	Y	Z	A	B	C	D	E	F	G	H	I	J	K	L	M	N	O	P	Q	R	S	T	U	V	W	X	Y	Z	A	B	C	D	E	F	G	H	I	J	K	L	M	N	O	P	Q	R	S	T	U	V	W	X	Y	Z	A	B	C	D	E	F	G	H	I	J	K	L	M	N	O	P	Q	R	S	T	U	V	W	X	Y	Z	A	B	C	D	E	F	G	H	I	J	K	L	M	N	O	P	Q	R	S	T	U	V	W	X	Y	Z	A	B	C	D	E	F	G	H	I	J	K	L	M	N	O	P	Q	R	S	T	U	V	W	X	Y	Z	A	B	C	D	E	F	G	H	I	J	K	L	M	N	O	P	Q	R	S	T	U	V	W	X	Y	Z	A	B	C	D	E	F	G	H	I	J	K	L	M	N	O	P	Q	R	S	T	U	V	W	X	Y	Z	A	B	C	D	E	F	G	H	I	J	K	L	M	N	O	P	Q	R	S	T	U	V	W	X	Y	Z	A	B	C	D	E	F	G	H	I	J	K	L	M	N	O	P	Q	R	S	T	U	V	W	X	Y	Z	A	B	C	D	E	F	G	H	I	J	K	L	M	N	O	P	Q	R	S	T	U	V	W	X	Y	Z	A	B	C	D	E	F	G	H	I	J	K	L	M	N	O	P	Q	R	S	T	U	V	W	X	Y	Z	A	B	C	D	E	F	G	H	I	J	K	L	M	N	O	P	Q	R	S	T	U	V	W	X	Y	Z	A	B	C	D	E	F	G	H	I	J	K	L	M	N	O	P	Q	R	S	T	U	V	W	X	Y	Z	A	B	C	D	E	F	G	H	I	J	K	L	M	N	O	P	Q	R	S	T	U	V	W	X	Y	Z	A	B	C	D	E	F	G	H	I	J	K	L	M	N	O	P	Q	R	S	T	U	V	W	X	Y	Z	A	B	C	D	E	F	G	H	I	J	K	L	M	N	O	P	Q	R	S	T	U	V	W	X	Y	Z	A	B	C	D	E	F	G	H	I	J	K	L	M	N	O	P	Q	R	S	T	U	V	W	X	Y	Z	A	B	C	D	E	F	G	H	I	J	K	L	M	N	O	P	Q	R	S	T	U	V
---------	-----------	-------	--------------	---------	---	---	---	---	---	---	---	---	---	---	---	---	---	---	---	---	---	---	---	---	---	---	---	---	---	---	---	---	---	---	---	---	---	---	---	---	---	---	---	---	---	---	---	---	---	---	---	---	---	---	---	---	---	---	---	---	---	---	---	---	---	---	---	---	---	---	---	---	---	---	---	---	---	---	---	---	---	---	---	---	---	---	---	---	---	---	---	---	---	---	---	---	---	---	---	---	---	---	---	---	---	---	---	---	---	---	---	---	---	---	---	---	---	---	---	---	---	---	---	---	---	---	---	---	---	---	---	---	---	---	---	---	---	---	---	---	---	---	---	---	---	---	---	---	---	---	---	---	---	---	---	---	---	---	---	---	---	---	---	---	---	---	---	---	---	---	---	---	---	---	---	---	---	---	---	---	---	---	---	---	---	---	---	---	---	---	---	---	---	---	---	---	---	---	---	---	---	---	---	---	---	---	---	---	---	---	---	---	---	---	---	---	---	---	---	---	---	---	---	---	---	---	---	---	---	---	---	---	---	---	---	---	---	---	---	---	---	---	---	---	---	---	---	---	---	---	---	---	---	---	---	---	---	---	---	---	---	---	---	---	---	---	---	---	---	---	---	---	---	---	---	---	---	---	---	---	---	---	---	---	---	---	---	---	---	---	---	---	---	---	---	---	---	---	---	---	---	---	---	---	---	---	---	---	---	---	---	---	---	---	---	---	---	---	---	---	---	---	---	---	---	---	---	---	---	---	---	---	---	---	---	---	---	---	---	---	---	---	---	---	---	---	---	---	---	---	---	---	---	---	---	---	---	---	---	---	---	---	---	---	---	---	---	---	---	---	---	---	---	---	---	---	---	---	---	---	---	---	---	---	---	---	---	---	---	---	---	---	---	---	---	---	---	---	---	---	---	---	---	---	---	---	---	---	---	---	---	---	---	---	---	---	---	---	---	---	---	---	---	---	---	---	---	---	---	---	---	---	---	---	---	---	---	---	---	---	---	---	---	---	---	---	---	---	---	---	---	---	---	---	---	---	---	---	---	---	---	---	---	---	---	---	---	---	---	---	---	---	---	---	---	---	---	---	---	---	---	---	---	---	---	---	---	---	---	---	---	---	---	---	---	---	---	---	---	---	---	---	---	---	---	---	---	---	---	---	---	---	---	---	---	---	---	---	---	---	---	---	---	---	---	---	---	---	---	---	---	---	---	---	---	---	---	---	---	---	---	---	---	---	---	---	---	---	---	---	---	---	---	---	---	---	---	---	---	---	---	---	---	---	---	---	---	---	---	---	---	---	---	---	---	---	---	---	---	---	---	---	---	---	---	---	---	---	---	---	---	---	---	---	---	---	---	---	---	---	---	---	---	---	---	---	---	---	---	---	---	---	---	---	---	---	---	---	---	---	---	---	---	---	---	---	---	---	---	---	---	---	---	---	---	---	---	---	---	---	---	---	---	---	---	---	---	---	---	---	---	---	---	---	---	---	---	---	---	---	---	---	---	---	---	---	---	---	---	---	---	---	---	---	---	---	---	---	---	---	---	---	---	---	---	---	---	---	---	---	---	---	---	---	---	---	---	---	---	---	---	---	---	---	---	---	---	---	---	---	---	---	---	---	---	---	---	---	---	---	---	---	---	---	---	---	---	---	---	---	---	---	---	---	---	---	---	---	---	---	---	---	---	---	---	---	---	---	---	---	---	---	---	---	---	---	---	---	---	---	---	---	---	---	---	---	---	---	---	---	---	---	---	---	---	---	---	---	---	---	---	---	---	---	---	---	---	---	---	---	---	---	---	---	---	---	---	---	---	---	---	---	---	---	---	---	---	---	---	---	---	---	---	---	---	---	---	---	---	---	---	---	---	---	---	---	---	---	---	---	---	---	---	---	---	---	---	---	---	---	---	---	---	---	---	---	---	---	---	---	---	---	---	---	---	---	---	---	---	---	---	---	---	---	---	---	---	---

GOVERNOR; INJECTION PUMP

0-81

FIG-NO.

KEY NO.	PART NAME										Remarks											
	PART NUMBER	ITC	APPLIED DATE	LR	QTY	888888	999999	777777	001111	992223		004455	680426	331097	302309	000000	ABCDEFGHIJKLMNOPQRSTU	VWXYZ	Z	ABCDEFGHIJKLMNOPQRSTU	VWXYZ	
20	PLUG; CLOSING, GOV SLEEVE																					
	897144-3590		9311-	AR																		L=5.20
	897144-3600		9311-	AR																		L=5.30
	897144-3610		9311-	AR																		L=5.40
	897144-3620		9311-	AR																		L=5.50
	897144-3630		9311-	AR																		L=5.60
	897144-3640		9311-	AR																		L=5.70
	897144-3650		9311-	AR																		L=5.80
	897144-3660		9311-	AR																		L=5.90
	897144-3670		9311-	AR																		L=6.00
	897144-3680		9311-	AR																		L=6.10
	897144-3690		9311-	AR																		L=6.20
	897144-3700		9311-	AR																		L=6.30
	897144-3710		9311-	AR																		L=6.40
	897144-3720		9311-	AR																		L=6.50
	897144-3730		9311-	AR																		L=6.60
	897144-3740		9311-	AR																		L=6.70
	897144-3750		9311-	AR																		L=6.80
	897144-3760		9311-	AR																		L=6.90
	897144-3770		9311-	AR																		L=7.00
	897144-3780		9311-	AR																		L=7.10
	897144-3790		9311-	AR																		L=7.20
	897144-3800		9311-	AR																		L=7.30
	897144-3810		9311-	AR																		L=7.40
	897144-3820		9311-	AR																		L=7.50
	897144-3830		9311-	AR																		L=7.60
	897144-3840		9311-	AR																		L=7.70
	897144-3850		9311-	AR																		L=7.80
	897144-3860		9311-	AR																		L=7.90
	897144-3870		9311-	AR																		L=8.00
	897144-3880		9311-	AR																		L=8.10
	897144-3890		9311-	AR																		L=8.20
	897144-3900		9311-	AR																		L=8.30
	897144-3910		9311-	AR																		L=8.40
21	LEVER ASM; GUIDE, GOV																					
	897181-5110		9311-																			
	115725-0150		9311-																			
	897251-4220		0004-0011																			
	897251-4220		0012-																			
	897313-3590		0012-																			
	515725-0470		0110-																			
23	LINK; LEVER TO CONT RACK, GOV																					
	115725-0110		9311-																			

0-81

GOVERNOR; INJECTION PUMP

FIG-NO.

KEY NO.	PART NAME																												Remarks										
	PART NUMBER	APPLIED DATE	L	R	Q	T	Y																																
55	GASKET; MAG VLV, INJ PUMP																																						
	894239-3730	9311-	1	A	B	C	D	E	F	G	H	K						T	U	V	Y									H									
56	WIRE; LEAD, MAG VLV, INJ PUMP																																						
	894470-5820	9311-	1	A	B	C	D	E	F	G	H	K						T	U	V	Y									H									
57	NUT; VLV																																						
	894473-1350	9311-0109	1	A	B	C	D	E	F	G	H	K						T	U	V																			
	894473-1350	0110-	1	A	B	C	D	E	F	G	H	K						T	U	V																			
	897138-0421	0110-	1														U																						
	897138-0421	9311-	1															Y										H											
59	COVER; GOV COVER																																						
(A)	115721-0230	9311-	1							I																													
(A)	894167-7930	9311-	1						J	L	M	N	O		Q																								
(B)	115721-3520	0004-	1												P	R	S				W	X	Z	B	C	D	F	G	I										
60	BOLT; COVER FIX, GOV COVER																																						
(A)	515729-1670	9311-	2						I		N																												
(A)	115619-2820	9311-9903	2						J																														
(A)	115619-2820	9905-	2								L	M	O	P	Q	R	S				W	X	Z	C															
(A)	115619-2820	9311-	1						I	J	L	M	N	O	P	Q	R	S				W	X	Z	B	C	D	E	F	G	I								
(B)	901900-6160	9311-	1						I	J	L	M	N	O	P	Q	S				W	X	Z	B	C	D	E	F	G	I									
63	GASKET; COVER TO GOV COVER																																						
(A)	981391-9070	9311-	1						I	J		N																											
(A)	115779-5740	9904-	1								L	M	O	Q																									
(B)	115779-5810	0004-	1												R	S				W	X	Z	B	C	D	F	G	I											
64	LEVER; LOAD CONT, GOV																																						
	894317-5010	9311-	1	A	B	C	D	E	F	G	H	K						T	U	V	Y									H									
	894317-5020	9311-	1	A	B	C	D	E	F	G	H	K						T	U	V	Y									H									
	897214-4690	9311-	1	A													U	V	Y										H										
	897214-4700	9311-	1	A													U	V	Y										H										
66	SHAFT; LEVER																																						
	897047-2020	9311-	1	A	B	C	D	E	F	G	H	K						T	U	V	Y																		
	894317-5030	0205-	1																										H										
68	WASHER; LEVER SHAFT																																						
	894433-2170	9311-	1	A	B	C	D	E	F	G	H	K						T	U	V	Y									H									
69	GASKET; LEVER SHAFT																																						
	894433-2160	9311-	1	A	B	C	D	E	F	G	H	K						T	U	V	Y									H									
71	SPRING; CONT LEVER, GOV																																						
(A)	894317-5040	9311-	1	A	B	C	D	E	F	G	H	K						T	U	V	Y									H									

GOVERNOR; INJECTION PUMP

0-81

FIG-NO.

KEY NO.	PART NAME																												Remarks								
	PART NUMBER	APPLIED DATE	L	Q	R	T	Y	A	B	C	D	E	F	G	H	I	J	K	L	M	N	O	P	Q	R	S	T	U		V	W	X					
	71 SPRING; CONT LEVER, GOV																																				
(B)	894317-5070	9311-	1																																		
(C)	115723-2230	0007-	1																																		
	73 ANGLE; LEVER SPRING, GOV																																				
	894122-7130	9311-	1																																		
	78 LEVER; STOPPER, GOV																																				
(A)	897032-1640	9311-	1																																		
(A)	897231-5200	9905-	1																																		
(B)	894462-9660	9311-	1																																		
(C)	894331-5340	9906-	1																																		
(D)	586752-6030	9311-	1																																		
(E)	587410-7650	0007-	1																																		
(D)	894322-7060	0207-	1																																		
	79 SHIM; LEVER SETTING, GOV																																				
	988410-4210	9311-	AR																																	T=0.20	
	981325-5560	9311-	AR																																	T=0.50	
	115729-2940	9311-	AR																																	T=0.20	
	115729-2950	9311-	AR																																	T=0.25	
	115729-2960	9311-	AR																																	T=0.30	
	115729-2970	9311-	AR																																	T=0.35	
	115729-2980	9311-	AR																																	T=0.40	
	115729-2990	9311-	AR																																	T=0.50	
	80 WASHER; LK, CONT LEVER, GOV																																				
	909150-5060	9311-	2																																		
	82 NUT; CONT LEVER FIX, GOV																																				
	909110-4060	9311-	1																																		
	115729-0060	9801-	1																																		
	83 SEAL; OIL, CONT SHAFT, GOV																																				
	981391-9060	9311-	1																																		
	115729-8850	9904-	1																																		
	981325-5660	0007-	1																																		
	85 NUT; LEVER SHAFT																																				
	909110-4060	9311-	1																																		
	115729-0060	9801-	1																																		
	86 BUSHING; CONT SHAFT, GOV COVER																																				
	981325-4290	9311-	1																																		
	87 BOLT; RETURN SPRING, GOV																																				
	901900-6160	9311-	1																																		M6X16 W/LK WASHER

0-81

GOVERNOR; INJECTION PUMP

FIG-NO.

KEY
NO.

PART NAME

PART NUMBER	I T C	APPLIED DATE	L R	Q T Y	888888	888888	888888	888888	888888	888888	888888	888888	Remarks
					999999	999999	999999	999999	999999	999999	999999	999999	
					777777	777777	777777	777777	777777	777777	777777	777777	
					001111	111111	122222	222222	222222	222222	233333	333333	
					992223	333779	122334	444455	568880	001111	12235		
					004456	666180	427088	888883	437783	331387	7712		
					680426	666033	291695	555806	347866	6372	258		
					331097	883269	642755	551229	788820	64496			
					302309	057475	320701	332257	172582	12375			
					000000	001003	001301	301401	101300	000002	00000		
					A B C D E F G H I J K L M N O P Q R S T U V W X Y Z A B C D E F G H I J K L M N O P Q R S T U V W X								
87	BOLT; RETURN SPRING, GOV												
115729-3960		9311-		1				J	M				
901900-6400		9905-		1					L	Q	W		M6X40
90	SCREW; FULL LOAD ADJ, GOV												
(A) 894426-0490		9311-		1	A B C D E F G H					T U V	Y		
(A) 894426-0490		0205-		2								H	
(B) 894316-2740		9311-		AR	A B C D E F G H					V			L=53.0
(B) 894316-2750		9311-		AR	A B C D E F G H					V			L=55.0
(B) 894316-2760		9311-		AR	A B C D E F G H					V			L=57.0
(B) 897214-4790		9801-		AR				K		T U	Y	H	
(B) 897214-4800		9801-		AR				K		T U	Y	H	
(B) 897214-4810		9801-		AR				K		T U	Y	H	
(C) 515729-1230		9311-		1			I	L N O	R S	W X	Z	B C D E F G I	
(C) 981325-1770		9311-		1			J	M					
91	SPRING CAPSULE; ADJ, GOV												
894427-8480		9311-0008		1			I					D	
894427-8480		0009-		1			I		P		Z	D E	I
115723-2240		0003-0008		1					P				
115723-0730		9311-		1			J	M					
115723-2840		9905-0009		1				L N O	Q S	X			
115723-2840		0010-		1				L N O	Q				
897325-5210		0010-		1					S	X		F G	
894167-7940		0011-		1					R	W	B C		
92	BOLT; FULL LOAD STOPPER, GOV												
(A) 894426-0490		9311-		1	A B C D E F G H					T U V	Y		
(B) 897214-4770		9801-		1						K			
93	NUT; ADJ SCREW LK, INJ PUMP GOV												
(A) 894426-0471		9311-		2	A B C D E F G H		K			T U V	Y	H	
(B) 894316-2770		9311-		1	A B C D E F G H					V			
(C) 897214-4820		9801-		1						T U	Y	H	
(A) 984410-0270		9905-		1				L M N O P	Q S	W X	B	F G I	
(A) 984410-0270		9311-		2			I J					D E	
(A) 115723-1460		9311-		2			J						
(A) 115779-5080		9905-		1				L M N O P Q R S		W X	Z	B C	F G I
(B) 115729-6890		9311-		1			I						
(B) 515729-2090		9311-		1			J	L M N O	Q			E	
(B) 115729-0550		0004-		1					R S	W X	Z	B C D	I
(D) 115779-0400		9311-		1			I J	L M N O	Q			E	
(D) 115729-9560		0004-		1					P R S	W X	Z	B C D	F G I
(B) 115729-7270		0106-		1						X		F G	
94	SCREW; ADJ, CONT LEVER, GOV												
515729-1230		9311-		1			I J					D E	

GOVERNOR; INJECTION PUMP

0-81

FIG-NO.

KEY NO.	PART NAME											Remarks																			
	PART NUMBER	ITC	APPLIED DATE	LR	QTY	A	B	C	D	E	F		G	H	I	J	K	L	M	N	O	P	Q	R	S	T	U	V	W	X	
	94 SCREW; ADJ, CONT LEVER, GOV																														
	115779-5850		9904-		1					M																					
	115779-5090		9905-		1					L	O	Q																			
	897179-6710		9311-0011		1					N	P	RS	WX																		
	897179-6710		0012-		1					N	P	R	W	BC	FG																
	115779-5020		0012-		1							S	X	Z																	
	96 PLUG; LEVER SHAFT, GOV																														
	515729-0530		9311-		2					I	J	LMNO	Q																		
	515729-0530		0004-		1							P	RS	WX	Z	BCD	FG	I													
	97 BOLT; PIVOT, GOV LEVER																														
	894227-6010		9311-		2	ABCDEFGHIH	K						TUV	Y																	
	98 GASKET; PIVOT BOLT, GOV LEVER																														
	894227-6020		9311-		2	ABCDEFGHIH	K						TUV	Y																	
	99 PIN; TENSION LEVER, GOV																														
	981325-0620		9311-		1					I	J	LMNO	Q																		
	115729-7300		0004-		1							P	RS	WX	Z	BCD	FG	I	E												
	101 GASKET; ADJ SPRING CAPSULE, GOV																														
	894227-5980		9311-		1	ABCDEFGHIH	K						TUV	Y																	
	894144-5880		9311-		2					I	J	LMNOPQRS		WX	Z	BCDEFG	I														
	102 WASHER; FULL LOAD ADJ SCREW, GOV																														
	894227-5930		9311-		1	ABCDEFGHIH	K						TUV	Y																	
	909160-5060		9801-		1		K																								
	103 NUT; CAP, ADJ SPRING CAPSULE, GOV																														
	115729-0920		9311-		1					I	J	LMNOPQRS		WX	Z	BCDEFG	I														
	104 CAP; LOCK NUT, ADJ SCREW																														
(A)	894316-2620		9311-		1	ABCDEFGHIH																								L=16.5	
(B)	894316-2630		9311-		1	ABCDEFGHIH								TUV	Y															L=18.0	
(B)	894316-2640		9311-		1	ABCDEFGHIH								TUV	Y															L=21.0	
(B)	894316-2650		9311-		1	ABCDEFGHIH								TUV	Y															L=24.0	
(B)	894316-2660		9311-		1	ABCDEFGHIH								TUV	Y															L=27.0	
(C)	897214-4880		9801-		1		K						TU	Y																	
(C)	897179-6700		9904-		1					LMNOPQRS			WX	Z	BC	FG	I														
(D)	897214-4870		9801-		1		K																								
(E)	115779-5650		9904-		1					LMNOPQRS			WX	Z	BC	FG	I														
(E)	115779-5650		9904-		1					LMNOPQ	S		WX	Z	C																
	105 LEVER; SPD CONT, GOV																														
(B)	894441-8410		9311-		1					I		N	S	X	Z	C	EF	G	I												
(C)	897231-5190		9905-		1					L		P	Q	W	B																

0-81		GOVERNOR; INJECTION PUMP																																				
FIG-NO.																																						
KEY NO.	PART NAME																																					
	PART NUMBER	ITC	APPLIED DATE	LR	QTY	A	B	C	D	E	F	G	H	I	J	K	L	M	N	O	P	Q	R	S	T	U	V	W	X	Remarks								
105	LEVER; SPD CONT, GOV																																					
(A)	897032-1630		9311-		1									J	M	O																						
(D)	115725-1700		9311-		1									J	M	O	R																					
(E)	897322-3330		0007-		1																							D										
106	KEY; SWIVEL LEVER, GOV																																					
	981325-0300		9311-		1									I	J	L	M	N	O	P	Q	R	S				W	X	Z	B	C	D	E	F	G	I	13MM	
107	WASHER; SWIVEL LEVER, GOV																																					
	981325-4880		9311-	AR										I	J	L	M	N	O	P	Q	R	S				W	X	Z	B	C	D	E	F	G	I	T=1.0	
108	COLLAR; SWIVEL LEVER, GOV																																					
	115729-3010		9311-		1									I	J	L	M	N	O	P	Q	R	S				W	X	Z	B	C	D	E	F	G	I		
109	SHIM; SWIVEL LEVER, GOV																																					
	115729-0990		9311-		1									I	J	L	M	N	O	P	Q	R	S				W	X	Z	B	C	D	E	F	G	I		
	981325-1730		9311-	AR										I	J	L	M	N	O	P	Q	R	S				W	X	Z	B	C	D	E	F	G	I	T=0.5	
110	SEAL; OIL, SWIVEL LEVER, GOV																																					
	115729-0980		9311-		1									I	J		N																					
	115779-5760		9904-		1											L	M	O	P	Q	R	S						W	X	Z	B	C	E	F	G	I		
	115729-3520		0007-		1																															D		
111	BUSHING; SWIVEL LEVER, GOV																																					
(A)	897233-0850		9908-		1																							W	X	Z	B	C	D	E	F	G	I	
(A)	897024-2390		9311-		1									I	J	L	M		Q																			
(B)	897233-0860		9908-		1																							W	X	Z	B	C	D	E	F	G	I	
(B)	897024-2400		9311-		1									I	J	L	M		Q																			
112	GASKET; SWIVEL LEVER, GOV																																					
	981321-2050		9311-		2									I	J		N																					
	115779-5730		9904-		2											L	M	O	P	Q	R	S						W	X	Z	B	C	E	F	G	I		
	897322-3320		0007-		2																															D		
113	RING; SNAP, SWIVEL LEVER, GOV																																					
	909185-4150		9311-		2									I	J	L	M	N	O	P	Q	R	S				W	X	Z	B	C	D	E	F	G	I	ID=15 OD=36	
125	CAP; STOP LEVER SPRING, GOV																																					
	981325-2100		9311-		1									J	L	M	N	O	P	Q	R	S					W	Z	B	C	D	E	F	G				
132	BRACKET; ADJ SCREW, GOV																																					
	894317-5080		9311-		1	A	B	C	D	E	F	G	H		K										T	U	V	Y						H				
133	BOLT; BRKT FIX, GOV																																					
	894313-2670		9311-		2	A	B	C	D	E	F	G	H		K										T	U	V	Y						H		M6X12		

GOVERNOR; INJECTION PUMP

0-81

FIG-NO.

KEY NO.	PART NAME																		Remarks													
	PART NUMBER	APPLIED DATE	L	R	T	Y	A	B	C	D	E	F	G	H	I	J	K	L		M	N	O	P	Q	R	S	T	U	V	W	X	
134	BRACKET; CONT CABLE, GOV 894317-5090	9311-	1																													
150	ADAPTER; GOV HSG, INJ PUMP 981315-0650	9311-	1																													
154	BOLT; GOV HSG 897138-5340	0007-	1																													
156	WASHER; GOV HSG 183579-4920	0007-	1																													
157	BOLT; START SPRING PLATE, GOV 901900-8180	9311-	1																													
160	GASKET; PLUG TO HSG 115729-0150 897322-3310	9311- 0007-	1 1																													
161	PLUG; HSG 115729-0380	9311-	1																													
196	BRACKET; COVER 894167-7980 897251-4240	9311- 0004-	1 1																													
227	BOLT; GOV LEVER 515729-0580	9311-	2																													
253	LIMITTER; GOV CONT 894167-7920 115729-6360 894167-7920	9311- 9906- 0004-	1 1 1																													
293	LEVER; CONT 894317-5060 894317-5050	9311- 9311-																														
429	GASKET; CAP NUT 515729-0990 894227-6020	9311- 0004-	2 2																													
430	CAP NUT; ADJ LEVER 897214-4840 115779-5640 115779-5070 115729-0930	9801- 9904- 0004- 9311-	1 1 1 1																													

M8X18 W/LK WASHER


0-81

GOVERNOR; INJECTION PUMP

FIG-NO.

KEY NO.	PART NAME													Remarks
	PART NUMBER	I T C	APPLIED DATE	L R	Q T Y	88888	88888	88888	88888	88888	88888	88888	88888	
430	CAP NUT; ADJ LEVER													
	115729-9550		0007-		1								D	
474	ADAPTER; GOV, INJ PUMP													
	897214-4850		9801-		1			K						
	115779-5670		9311-		1			L M N O	Q					
	115779-5820		0004-		1			P R S	W X Z	B C	F G	I		
475	DAMPER													
	897214-4830		9801-		1			K	T U	Y		H		

MEMO

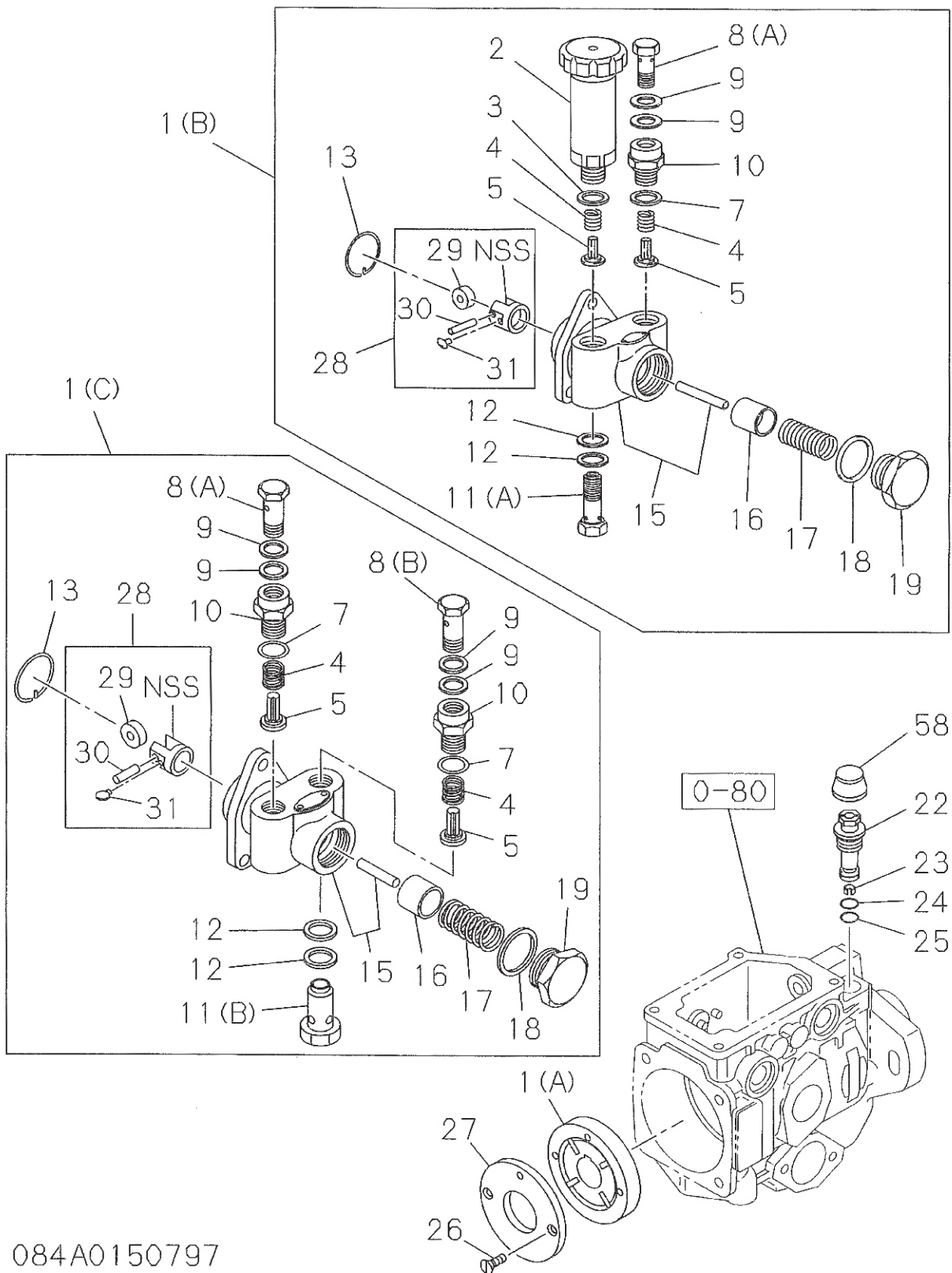


0-84

FEED PUMP; INJECTION PUMP

FIG-NO.

(NO.1)



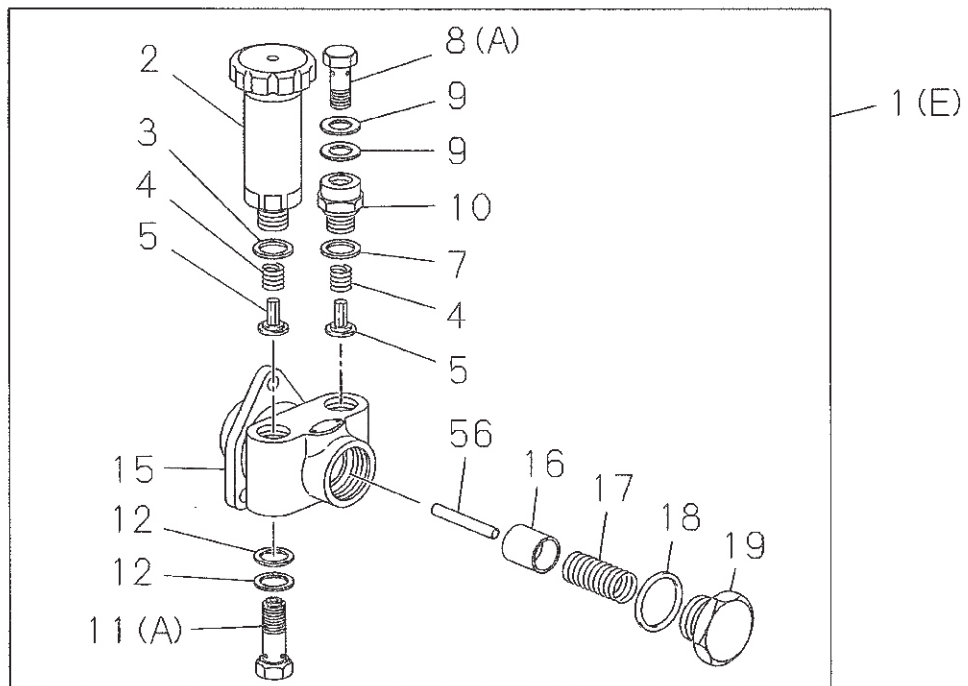
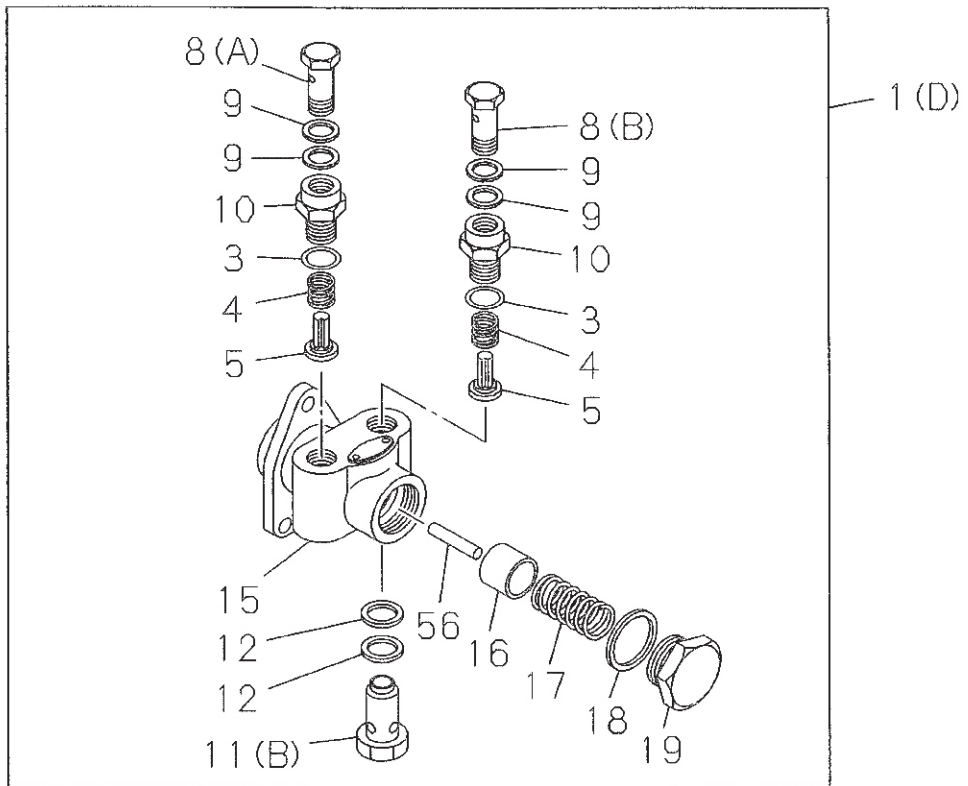
084A0150797

FEED PUMP; INJECTION PUMP

(NO.2)

0-84

FIG-NO.



084A0250797

0-84

FEED PUMP; INJECTION PUMP

FIG-NO.

KEY NO.	PART NAME													Remarks						
	PART NUMBER	ITC	APPLIED DATE	LR	Q	T	Y													
<p>1 PUMP ASM; FUEL FEED, INJ PUMP</p> <p>(A) 894227-4770 9311- 1 A B C D E F G H K T U V Y H</p> <p>(B) 894178-8430 9311- 1 I N S </p> <p>(B) 897016-2680 9311-0009 1 J M W X C</p> <p>(B) 897016-2680 0010- 1 J M W C</p> <p>(B) 897249-9780 0003- 1 P Q Z</p> <p>(B) 897287-9860 0008- 1 Q </p> <p>(B) 897226-8590 9905- 1 L F G</p> <p>(B) 897308-9740 0110- 1 D</p> <p>(B) 897320-0620 0007- 1 D</p> <p>(C) 897063-1560 9906- 1 O R B</p> <p>(C) 897081-8040 0104- 1 R</p> <p>(C) 897327-5490 0110-0208 1 R</p> <p>(D) 897357-2660 0209- 1 E</p> <p>(B) 897308-9740 0010- 1 X</p> <p>(E) 897357-1140 0207- 1 I</p>																				
<p>2 PUMP; PRIMING, FUEL FEED PUMP</p> <p>894131-1300 9311-0009 1 I J M N S W</p> <p>894131-1300 0010- 1 I J M N W B C</p> <p>115761-0060 9905-0009 1 L P Q X Z D</p> <p>115761-0060 0010- 1 L P Q S X Z D F G I</p>																				
<p>3 GASKET; PRIMING PUMP, FUEL FEED PUMP</p> <p>119623-0160 9311- 1 I J L M N P Q S W X Z B C D F G I</p> <p>119623-0160 0209- 2 E</p>																				
<p>4 SPRING; VALVE, FUEL FEED PUMP</p> <p>981351-7020 9311- 2 I J L M N O P Q S W X Z B C D E F G I</p>																				
<p>5 VALVE; FUEL FEED PUMP</p> <p>981351-6020 9311-0009 2 I J M N S W X </p> <p>981351-6020 0010- 2 I J M N W </p> <p>115755-0020 9905-0009 2 L O P Q D</p> <p>115755-0020 0010- 2 L O P Q R S X Z B C D E F G I</p>																				
<p>7 GASKET; PLUG, FUEL FEED PUMP</p> <p>119623-0160 9311- 1 I J L M N P Q S X Z C D F G</p> <p>119623-0160 9311-0208 2 O R B E</p> <p>119623-0160 0209- 2 O R B </p>																				
<p>8 BOLT; EYE, FUEL OUTLET, FEED PUMP</p> <p>(A) 115619-0820 9311- 1 I J M N O P Q R S W X Z B C D E F G I</p> <p>(A) 897063-1550 9905- 1 L </p> <p>(B) 515759-0270 9906- 1 O R E</p>																				

0-84

FEED PUMP; INJECTION PUMP

FIG-NO.

KEY NO.

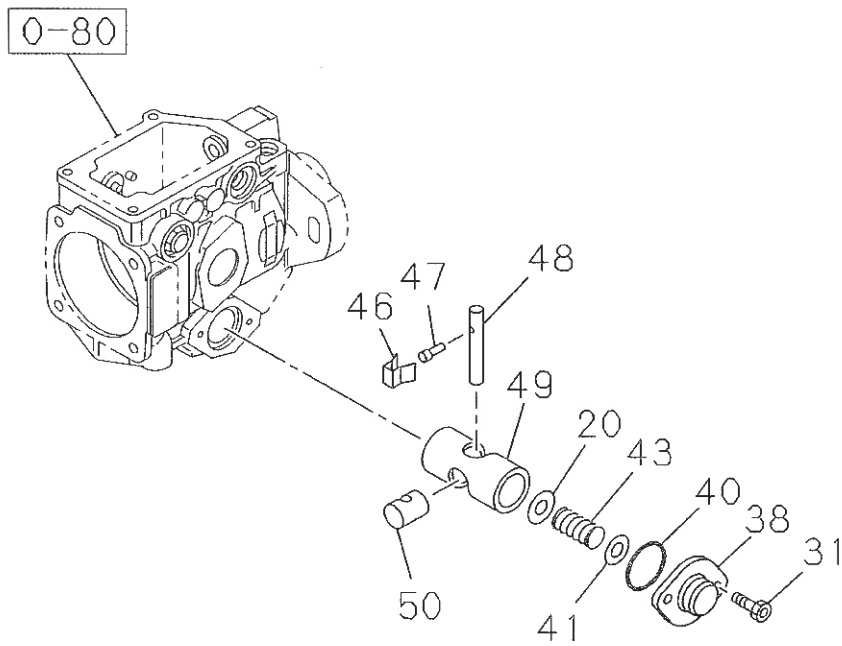
PART NAME

KEY NO.	PART NAME	PART NUMBER	I T C	APPLIED DATE	L R	Q T Y	88888	88888	88888	88888	88888	88888	88888	88888	88888	Remarks
							99999	99999	99999	99999	99999	99999	99999	99999	99999	
							00111	11111	12222	22222	22222	22222	23333	33333		
							99222	33377	91223	34444	55688	80011	112235			
							00445	66618	04270	88888	34377	83313	87712			
							68042	66603	32916	95558	06347	86663	72258			
							33109	78832	69642	75551	22978	88820	64496			
							30230	90574	75320	70133	22571	72582	12375			
							00000	00010	03001	30140	10130	00000	20000			
							ABCDEF	FGHIJK	LMNOPQ	RSTUVW	XYZABC	DEFGHI				
19	PLUG; PISTON SPRING, FUEL FEED PUMP															
	894171-1850	9311-0009		1			I	L N	P Q S			Z	D			
	894171-1850	0010-		1			I	L N	P Q				D	I		
	897027-4310	9311-0009		1			J	M O				WX				
	897027-4310	0010-		1			J	M O	RS			WX	BC	EFG		
22	VALVE; REGULATING, INJ PUMP															
	894424-1940	9311-		1			B	D F								
	894111-6710	9311-		1			A	C E	GH K			TUV	Y			
	894174-8190	0205-		1										H		
23	RING; SPRING, REGULATING VALVE, INJ PUMP															
	894227-6430	9311-		1			A	B C D E F G H	K			TUV	Y		H	
24	GASKET; REGULATING VALVE, INJ PUMP															
	894227-6410	9311-		1			A	B C D E F G H	K			TUV	Y		H	
25	GASKET; REGULATING VALVE, INJ PUMP															
	894227-6400	9311-		1			A	B C D E F G H	K			TUV	Y		H	
26	SCREW; COVER FIX, FUEL FEED PUMP															
	894227-4790	9311-		2			A	B C D E F G H	K			TUV	Y		H	
27	COVER; FUEL FEED PUMP															
	894227-4780	9311-		1			A	B C D E F G H	K			TUV	Y		H	
28	TAPPET ASM; FUEL FEED PUMP															
	515754-0010	9311-0208		1			I	J	L M N O P Q R S			WX	Z	BCDEFG		
	515754-0010	0209-		1			I	J	L M N O P Q R S			WX	Z	BCD FG		
29	ROLLER; TAPPET, FUEL FEED PUMP															
	981351-4030	9311-0208		1			I	J	L M N O P Q R S			WX	Z	BCDEFG		
	981351-4030	0209-		1			I	J	L M N O P Q R S			WX	Z	BCD FG		
30	PIN; TAPPET ROLLER, FUEL FEED PUMP															
	981351-4100	9311-0208		1			I	J	L M N O P Q R S			WX	Z	BCDEFG		
	981351-4100	0209-		1			I	J	L M N O P Q R S			WX	Z	BCD FG		
31	GUIDE; TAPPET, FUEL FEED PUMP															
	115759-0020	9311-0208		2			I	J	L M N O P Q R S			WX	Z	BCDEFG		
	115759-0020	0209-		2			I	J	L M N O P Q R S			WX	Z	BCD FG		
56	PUSH ROD															
	897115-9910	0209-		1									E			
	897115-9910	0207-		1										I		

0-85

AUTO TIMER; INJECTION PUMP

FIG-NO.



085A0150797

AUTO TIMER; INJECTION PUMP

0-85

FIG-NO.

KEY NO.	PART NAME										Remarks	
PART NUMBER	I T C	APPLIED DATE	L R	Q T Y	A B C D E F G H	I J K L M N O P R S T U V W X Y Z	A B C D E F G H I J K L M N O P R S T U V W X Y Z	A B C D E F G H I J K L M N O P R S T U V W X Y Z	A B C D E F G H I J K L M N O P R S T U V W X Y Z	A B C D E F G H I J K L M N O P R S T U V W X Y Z	Remarks	
20	SHIM; INNER SPRING, TIMER, INJ PUMP											
894227-4950		9311-	1		1 A B C D E F G H	K		T U V	Y		H	T=0.60
31	SCREW; TIMER COVER, INJ PUMP											
894313-2760		9311-	2		1 A B C D E F G H	K		T U V	Y		H	
38	COVER; TIMER, INJ PUMP											
894473-1200		9311-	1		1 A B C D E F G H	K		T U V	Y		H	
40	GASKET; TIMER COVER, INJ PUMP											
894227-4910		9311-	1		1 A B C D E F G H	K		T U V	Y		H	
41	SHIM; OUTER SPRING, TIMER, INJ PUMP											
894227-4950		9311-			A R A B C D E F G H	K		T U V	Y		H	T=0.60
894227-4960		9311-			A R A B C D E F G H	K		T U V	Y		H	T=0.70
894227-4970		9311-			A R A B C D E F G H	K		T U V	Y		H	T=0.90
894227-4980		9311-			A R A B C D E F G H	K		T U V	Y		H	T=1.00
894227-4990		9311-			A R A B C D E F G H	K		T U V	Y		H	T=1.20
894121-6200		9311-			A R A B C D E F G H	K		T U V	Y		H	T=2.40
43	SPRING; PISTON, TIMER, INJ PUMP											
894313-6690		9311-			A R	B D F						L=38.8 K=1.75 KG/MM
894343-3400		9311-			A R	B D F		T U	Y			L=38.5
894313-6800		9311-			A R	B D F		T U	Y			L=38.4 K=2.05 KG/MM
897101-2140		0006-			A R			T U	Y			
897028-5671		9311-			A R A	C E G H			V			
894380-6560		9311-			A R A	C E G H			V		H	
897357-2940		0205-			A R						H	
897357-2950		0205-			A R						H	
894386-5910		9801-			A R		K					
897041-6700		9801-			A R		K					
894313-2000		9801-			A R		K					
46	CLIP; HOLDER PIN, TIMER, INJ PUMP											
894227-4880		9311-	1		1 A B C D E F G H	K		T U V	Y		H	
47	PIN; HOLDER PIN, TIMER, INJ PUMP											
894227-4870		9311-	1		1 A B C D E F G H	K		T U V	Y		H	
48	PIN; ROLLER HOLDER, TIMER, INJ PUMP											
894227-4860		9311-	1		1 A B C D E F G H	K		T U V	Y			
894473-1180		0205-	1		1						H	
49	PISTON; TIMER, INJ PUMP											
897014-3150		9311-	1		1 B D F							
897119-3450		9311-	1		1 A C E G H	K		T U V	Y			
894321-1660		0205-	1		1						H	

0-85

AUTO TIMER; INJECTION PUMP

FIG-NO.

KEY NO.

PART NAME

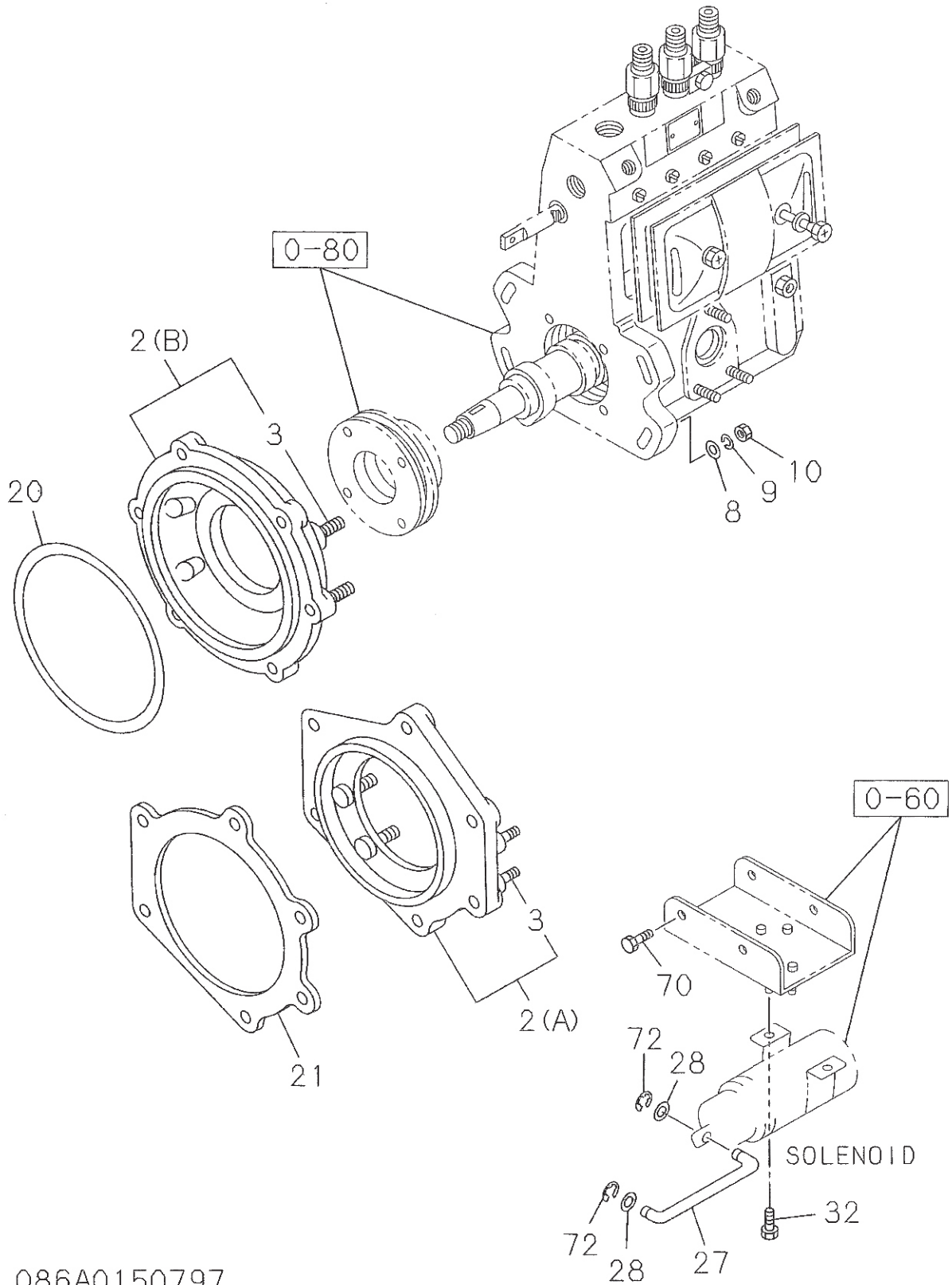
PART NUMBER	I T C	APPLIED DATE	L R	Q T Y	88888	88888	88888	88888	88888	88888	88888	88888	Remarks	
					99999	99999	99999	99999	99999	99999	99999	99999		
					77777	77777	77777	77777	77777	77777	77777			
					00111	11111	12222	22222	22222	22222	23333	33333		
					99222	33377	91223	34444	55688	80011	112235			
					00445	66618	04270	88888	34377	83313	87712			
					68042	66603	32916	95558	06347	86663	72258			
					33109	78832	69642	75551	22978	88820	64496			
					30230	90574	75320	70133	22571	72582	12375			
					00000	00010	03001	30140	10130	00000	20000			
					ABCDEF	GHIJKL	MNOPQR	STUVWX	YZABCD	EFGHIJ	JKLMNO	PQRSTU	VWXY	
50 SLIDER; TIMER PISTON, INJ PUMP														
894433-7650		9311-		1	A	C	E	GH						
897119-1630		9311-		1	B	D								
894227-4930		9311-		1	F		K		TUV	Y		H		

MEMO

0-86

MISCELLANEOUS PARTS; INJECTION PUMP

FIG-NO.



086A0150797

MISCELLANEOUS PARTS; INJECTION PUMP

0-86

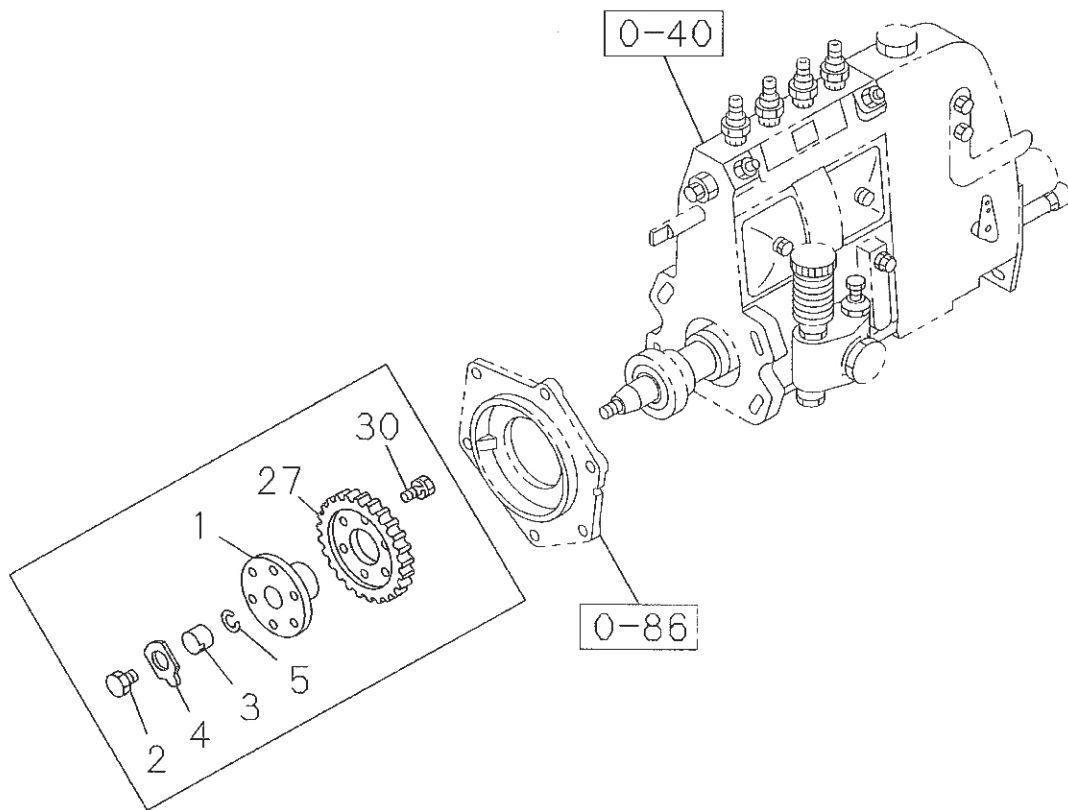
FIG-NO.

KEY NO.	PART NAME		4JG1												4JG2												Remarks									
			P	P	P	P	P	P	P	P	T	T	T	T	T	T	D	D	E	E	F	G	G	J	J	J		J	J	J	K	L	L	S	Z	
	PART NUMBER	APPLIED DATE	Q	R	L	T	Y	000	0000	0000	0000	DHNW	00	00	00	00	00000000	01L	0	11	1234567890	1														
			A	B	C	D	E	F	G	H	I	J	K	L	M	N	O	P	Q	R	S	T	U	V	W	X										
	2	BRACKET; HSG & TIMER, INJ PUMP																																		
(B)	897181-5100	9311-	1					A	B	C	D	E	F	G	H	I	J	K	L	M	O	P	Q	R												
(A)	894167-7870	9311-	1																																	
(B)	897306-0550	0011-	1																		N		S													
	3	STUD; HSG BRKT, INJ PUMP																																		
	904101-0300	9311-	4											G																				M10X30 L=45		
	8	WASHER; PL, HSG BRKT, INJ PUMP																																		
	909164-5100	9311-	4					A	B	C	D	E	F	G	H	I	J	K	M	N	O	P	Q	R	S											
	9	WASHER; LK, HSG BRKT, INJ PUMP																																		
	909150-6100	9311-	4					A	B	C	D	E	F	G	H	I	J	K	M	N	O	P	Q	R	S											
	10	NUT; HSG BRKT, INJ PUMP																																		
	515639-0020	9311-	4					A	B	C	D	E	F	G	H	I	J	K	M	N	O	P	Q	R	S											
	20	GASKET; INJ PUMP																																		
	894109-7070	9311-	1					A	B	C	D	E	F	G	H	I	J	K	L	M	O	P	Q	R	S										—ALSO INCLUDED IN GASKET SET(ENGINE)	
	21	GASKET; INJ PUMP																																	—ALSO INCLUDED IN GASKET SET(ENGINE)	
	897095-5480	9704-	1																																	
	27	ROD; LINK																																		
	897043-4170	9906-	1											G	H	J																				
	897231-0270	0010-	1																																	
	894463-4400	9311-	1																																	
	894450-7240	9311-	1																																	
	28	WASHER; PL																																		
	909160-5050	9311-	2											G	H	J																				
	909160-5050	0010-	3																																	
	32	BOLT; FUEL CUT VLV, INJ PUMP																																		
	050140-6180	9311-	2																																	
	70	BOLT; BRKT																																		
	050140-8250	9311-9805	4																																	
	028680-8200	9806-	4																																M8X25 W/WASHER M8X20 FLANGE	
	72	RING; SNAP, LINK ROD																																		
	909185-4040	9311-	2											G	H	J	K																		ID=4	

0-87

COUPLING; INJECTION PUMP

FIG-NO.



087A0150797

COUPLING; INJECTION PUMP

0-87

FIG-NO.

KEY NO.

PART NAME

PART NUMBER	I T C	APPLIED DATE	L R	Q T Y	4JG1										4JG2										Remarks								
					000	000	000	000	000	000	000	000	000	000	000	000	000	000	000	000	000	000	000	000		000	000						
					123	123	123	123	123	123	123	123	123	123	123	123	123	123	123	123	123	123	123	123		123	123						
					A	B	C	D	E	F	G	H	I	J	K	L	M	N	O	P	Q	R	S	T	U	V	W	X					
1 COUPLING; INJ PUMP DRIVE																																	
897257-1920		0003-		1																N			QRS										
897181-5120		9311-		1																													
897160-5950		9311-9903		1																													
897306-0620		0011-		1	C																												
897308-9890		0004-		1							J	K																					
897231-5220		9904-		1																													
897231-5210		9905-0103		1	AB			E		G																							
897231-5210		0104-		1	AB			E																									
897306-0620		0104-		1	CD			GHI					M		OP																		
897264-1060		0004-		1				J																									
2 BOLT; COUPLING FIX, INJ PUMP					1	A	B	C	D	E	F	G	H	I	J	K			M	N	O	P	Q	R	S								
909662-0070		9311-		1																													
3 NUT; COUPLING FIX, INJ PUMP					1	A	B	C	D	E	F	G	H	I	J	K			M	N	O	P	Q	R	S								
115789-0940		9311-		1																													
988410-5020		9311-		1																													
4 PLATE; LK, COUPLING FIX, INJ PUMP					1	A	B	C	D	E	F	G	H	I	J	K			M	N	O	P	Q	R	S								
509539-0020		9311-		1																													
5 WASHER; COUPLING FIX, INJ PUMP					1	A	B	C	D	E	F	G	H	I	J	K			M	N	O	P	Q	R	S								
988410-2640		9311-		1																													
515619-0480		9311-		1																													
27 GEAR; COUPLING					1	A	B	C	D	E	F	G	H	I	J	K			M	N	O	P	Q	R	S								
894324-3391		9311-		1																													
30 BOLT; GEAR TO COUPLING					6	A	B	C	D	E	F	G	H	I	J	K			M	N	O	P	Q	R	S								
894457-5170		9311-		6																													

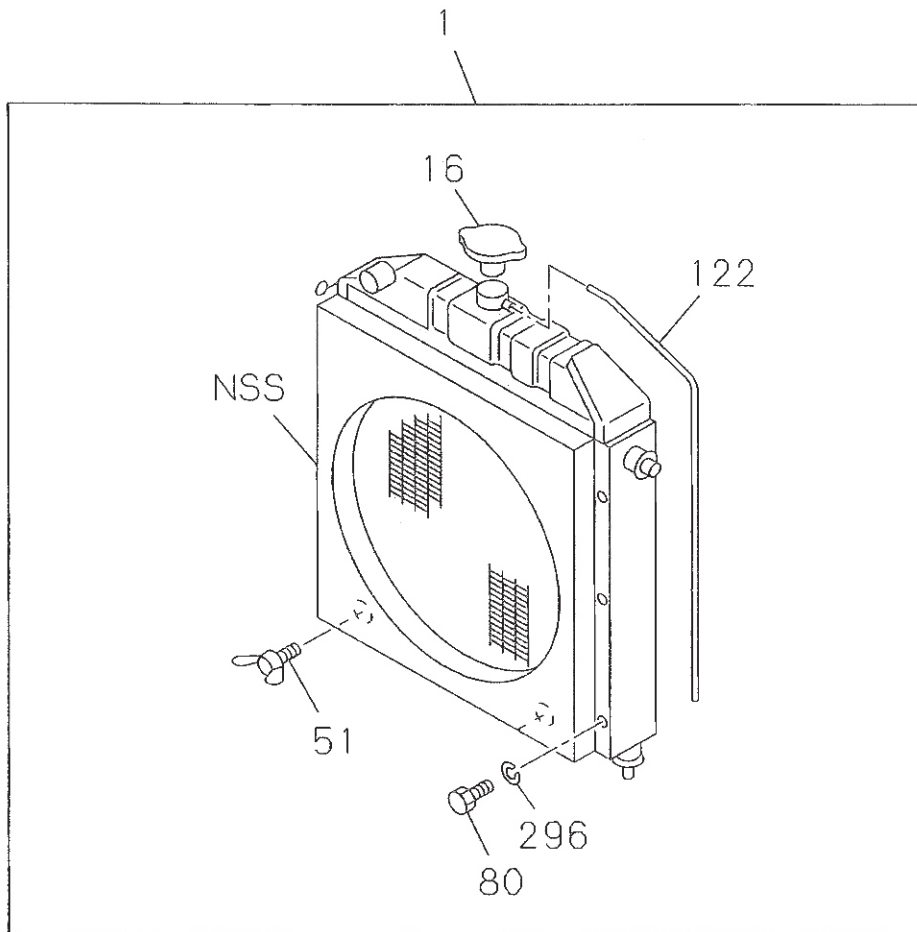
MEMO

1

1-10

RADIATOR

FIG-NO.

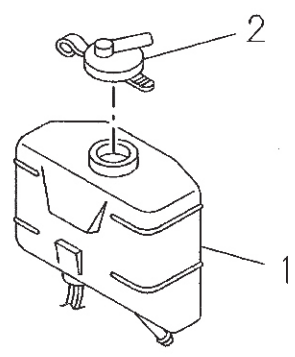
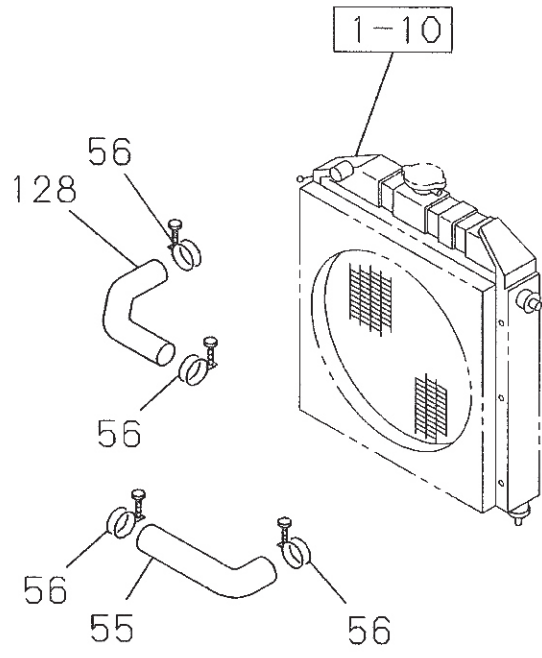


110A0150797

1-11

RADIATOR HOSE AND SUB TANK

FIG-NO.

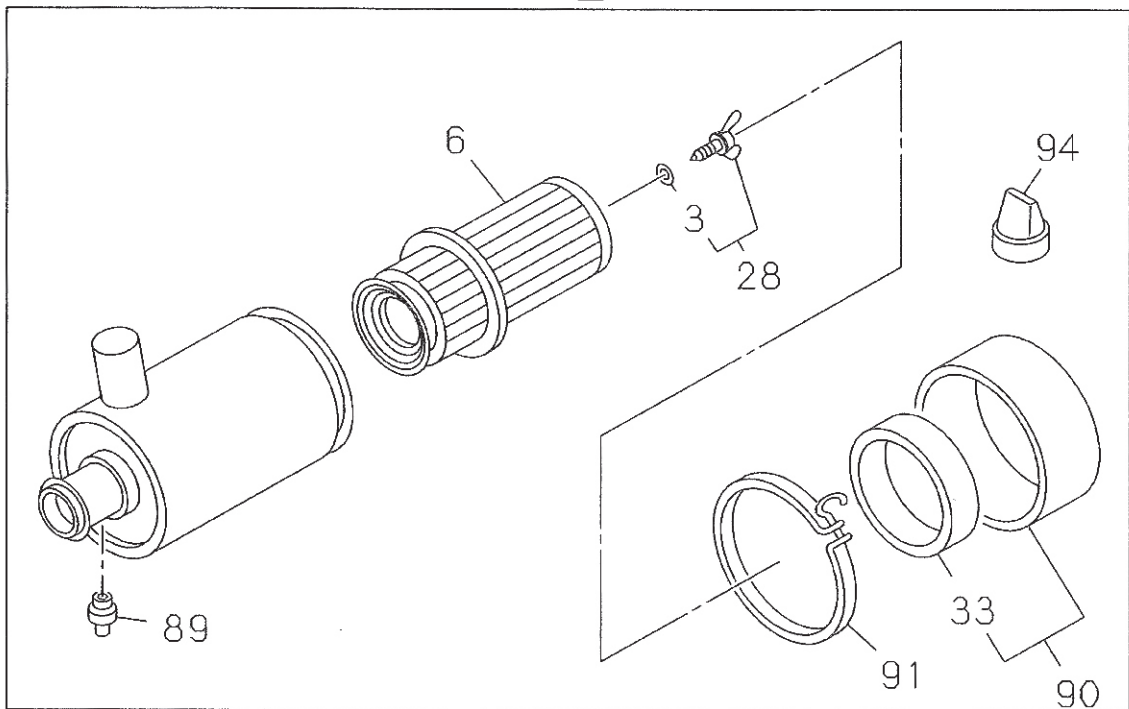
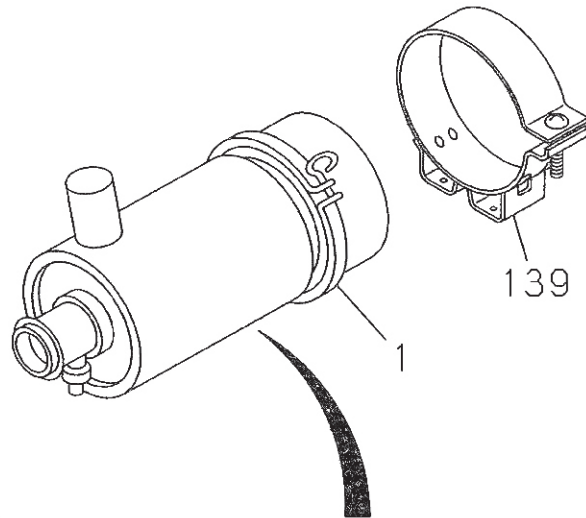


111A0150797

1-30

AIR CLEANER

FIG-NO.

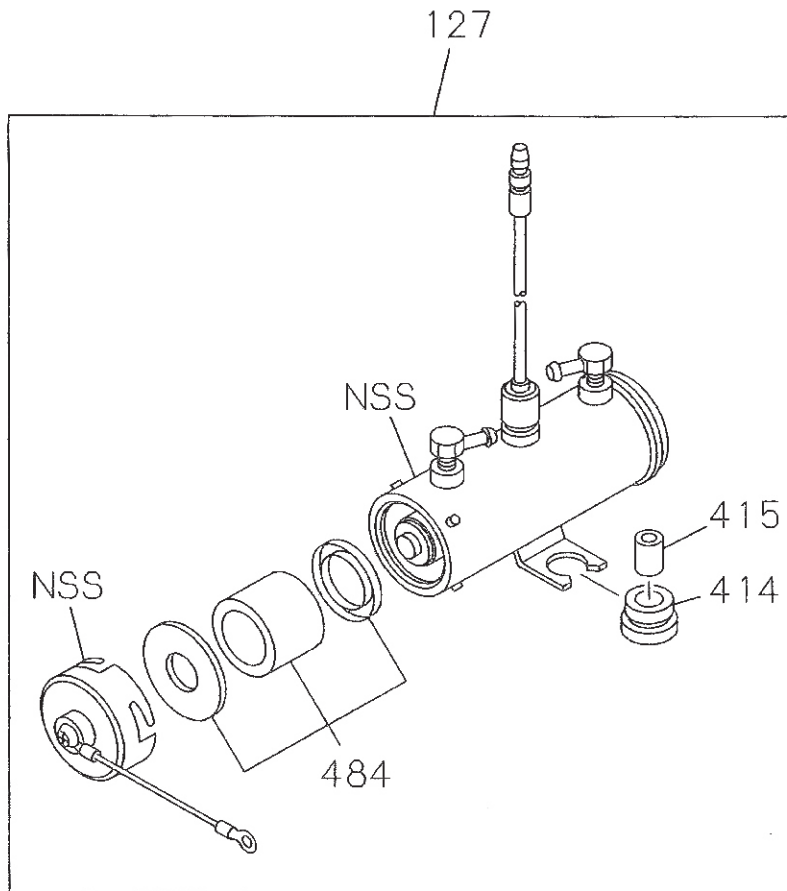


130A0150797

1-40

FUEL TANK

FIG-NO.

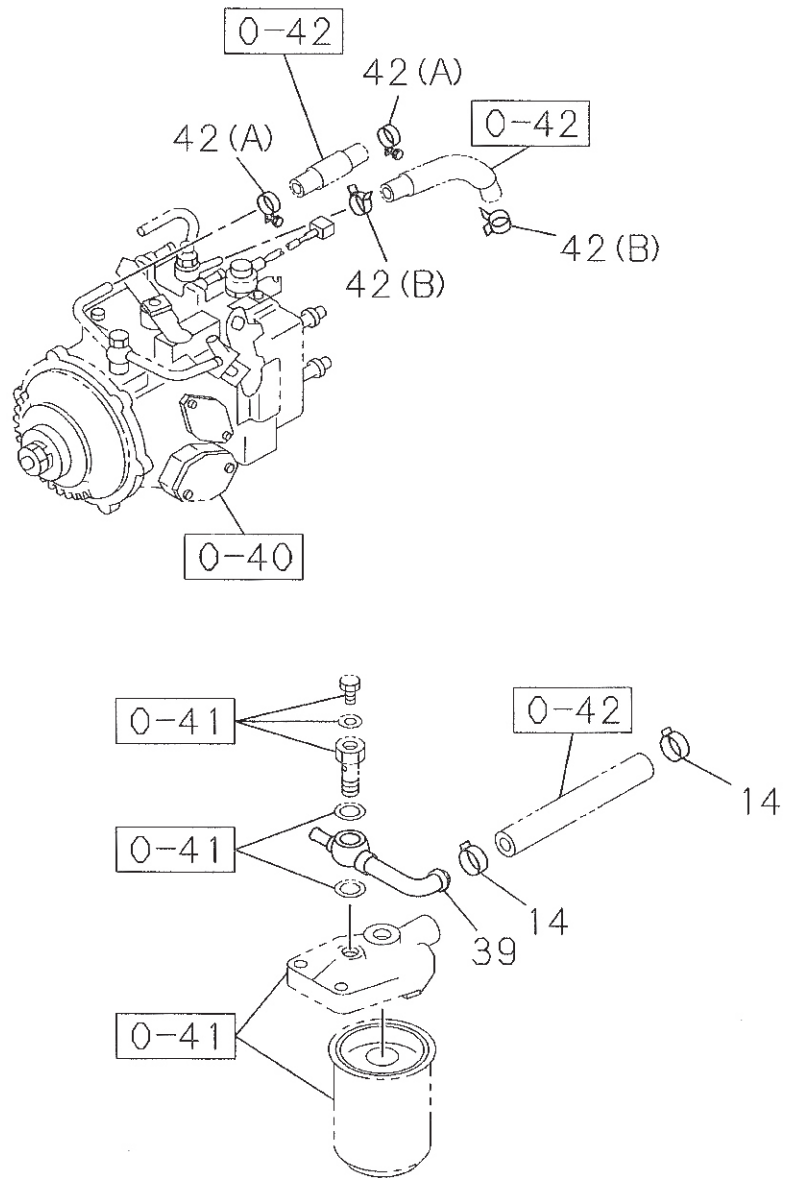


140A0150797

1-41

FUEL PIPING; CHASSIS

FIG-NO.

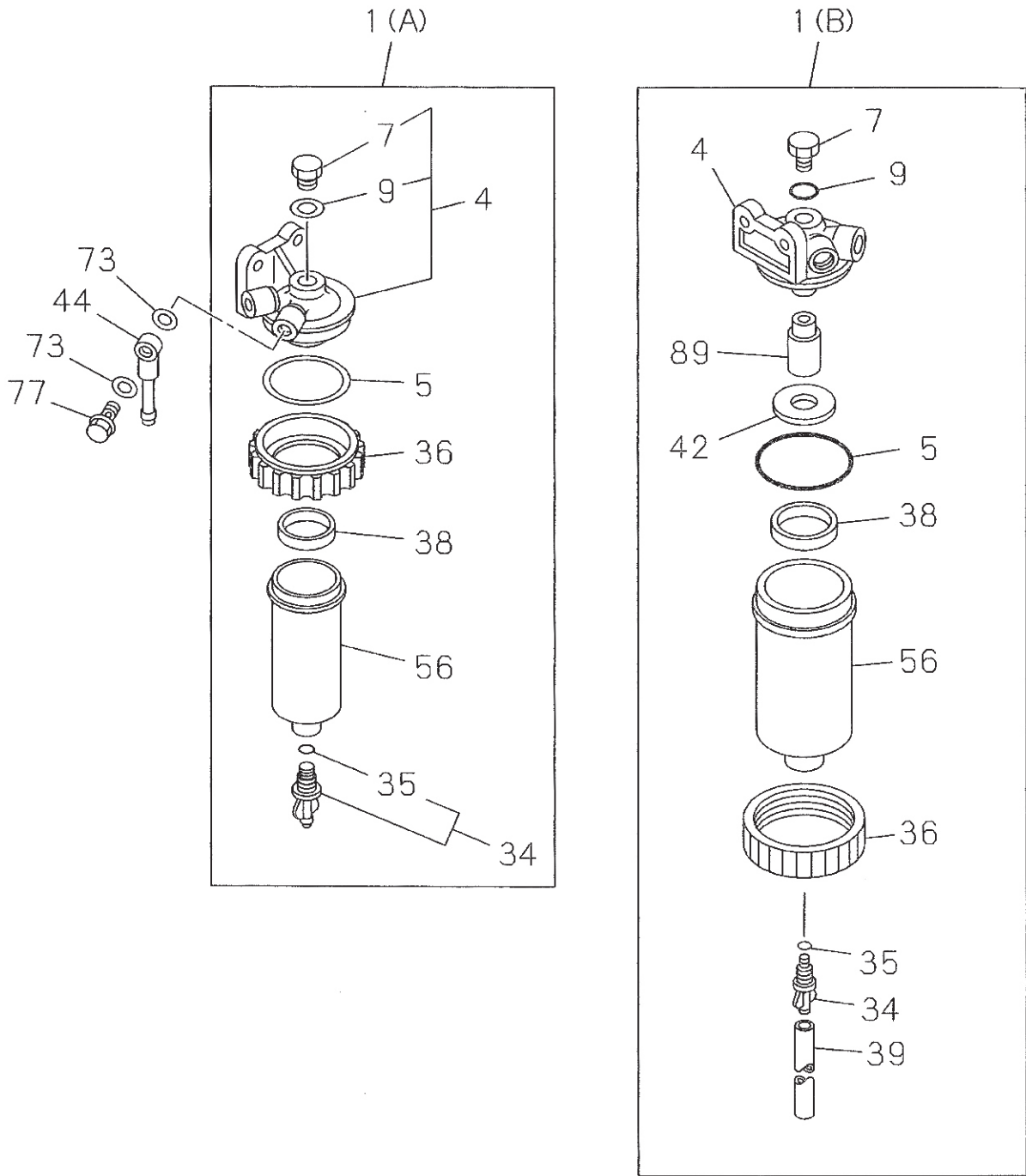


141A0150797

1-45

WATER SEDIMENTER; FUEL

FIG-NO.



145A0150797

1-45	WATER SEDIMENTER; FUEL
FIG-NO.	

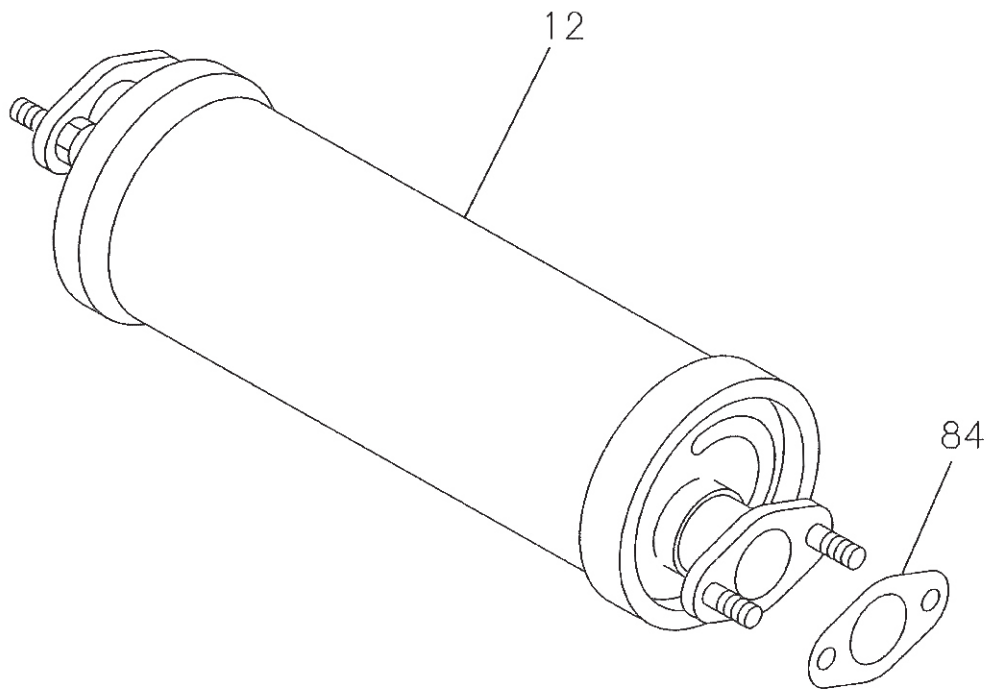
KEY NO.	PART NAME		4JG1													4JG2													Remarks												
			P	H	H	H	V	A	A	A	A	A	B	Y	P	P	P	T	T	T	T	P	D	D	E	E	F	G		J	J	J	J	J	J	J	J	J	K	L	L
PART NUMBER	I T C	APPLIED DATE	L	R	Q	T	Y	1	2	3	4	5	6	7	8	9	0	1	2	3	4	5	6	7	8	9	0	1	2	3	4	5	6	7	8	9	0	1			
ABCDEF GHI JKLMNOP QRSTUVWXY ZABCDEFGHI JKLMNOP QRSTUVWX																																									
77	JOINT; EYE, FUEL SEDIMENTER																																						M14X27 M14X29 M14X29 M10X27		
		109675-0860					2																																		
		909906-3251					2																																		
		909906-3251					1																																		
		515759-0270					1																																		
89	ADAPTER																																								
		897289-1350					1																																		

MEMO

1-50


EXHAUST PIPE AND SILENCER

FIG-NO.



150A0150797

MEMO

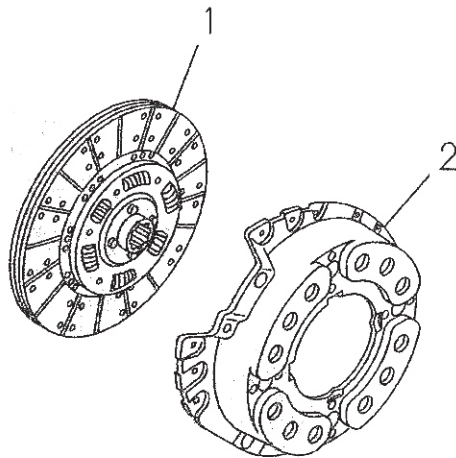


2

2-01


CLUTCH

FIG-NO.



201A0150797

MEMO

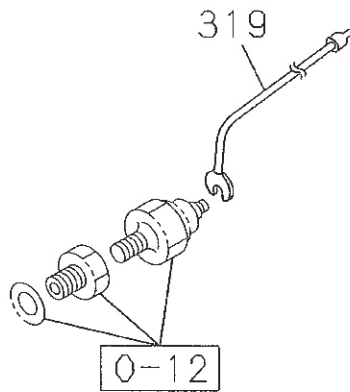




8-10

WIRING HARNESS AND FUSE

FIG-NO.



810A0150797

8-25

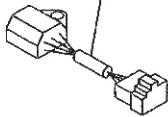
SWITCH AND RELAY; INSTRUMENT PANEL

FIG-NO.

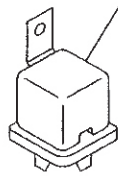
288 (A)



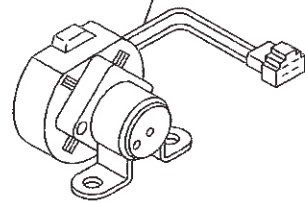
288 (B)



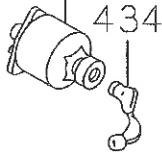
288 (C)



288 (D)



58

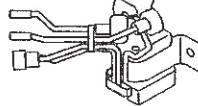


434

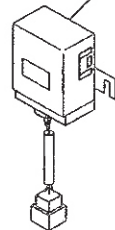
424 (A)



424 (B)



424 (C)



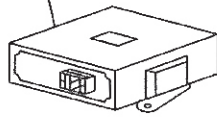
825A0150797

8-26

ELECTRICAL CONTROL AND OTHER PARTS

FIG-NO.

240

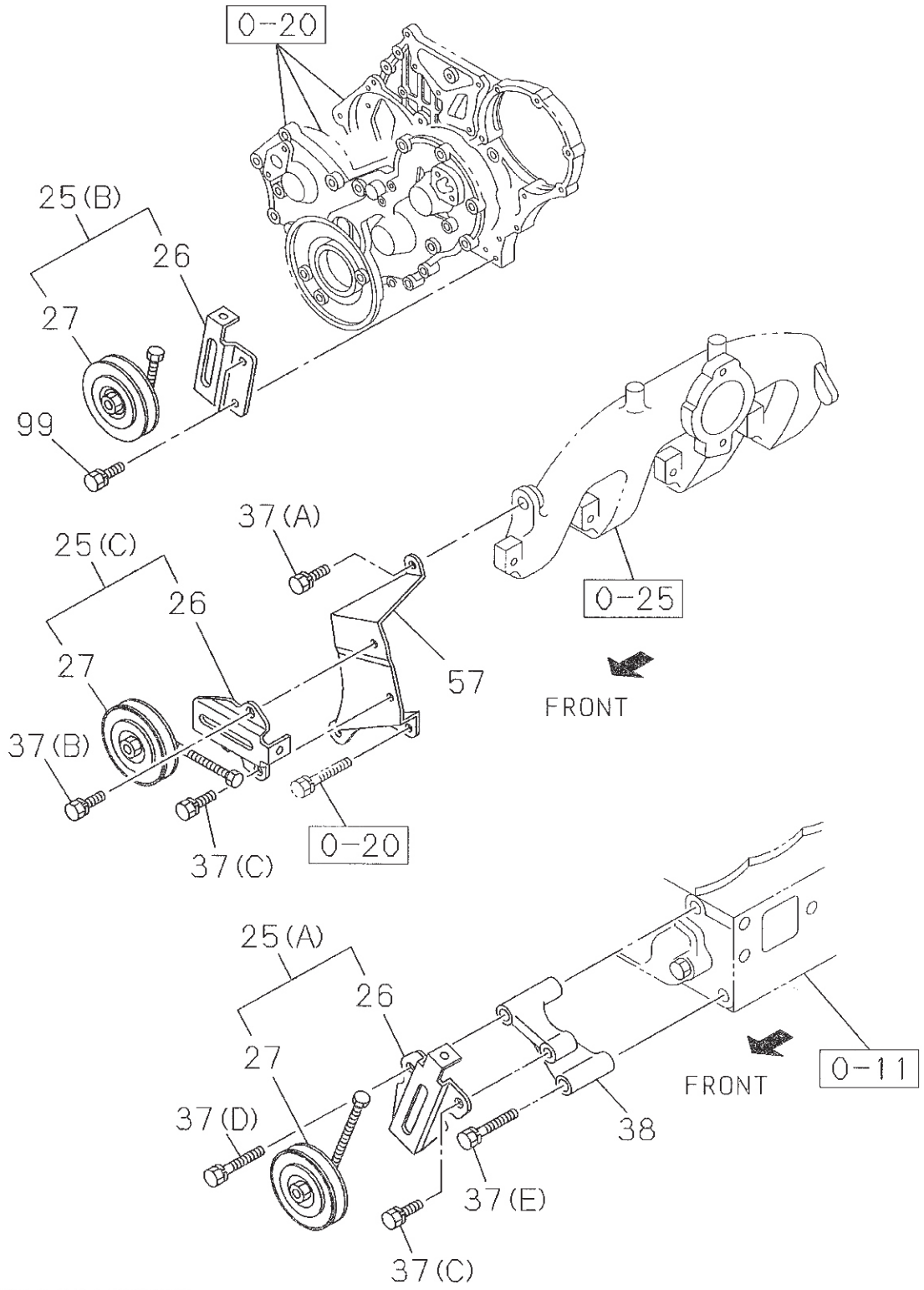


826A0150797

8-50


AIR CONDITIONING SYSTEM; FRONT

FIG-NO.



850A0150797

MEMO



NUMERICAL INDEX

NUMERICAL INDEX

001259-3000 - 091150-2080

PART NUMBER	PAGE	PART NUMBER	PAGE	PART NUMBER	PAGE	PART NUMBER	PAGE
001259-3000	110	028081-0160	132	050040-6140	125	050040-8400	40
003216-2200	74	0200	24	6160	22	8400	66
003266-3000	74	0200	80	6160	41	8400	110
010805-8350	129	0250	131	6160	66	8450	40
010806-2700	42	0350	80	6160	77	8450	41
020800-6120	66	0500	53	6160	131	8500	80
6120	77	0700	80	6180	124	8600	42
6500	77	0800	229	6220	77	8600	98
6550	77	2700	42	6250	124	8600	110
6600	77	2800	28	6350	77	8700	69
8120	121	028085-8110	130	6400	77	8700	98
8140	5	8120	130	6500	77	8800	77
020801-0250	43	028181-0120	124	8120	66	050041-0200	130
2250	25	0200	124	8120	124	0220	49
2250	43	2350	129	8140	73	0250	16
4400	131	2400	129	8140	116	0250	53
4800	49	028680-8200	8	8140	124	0280	9
023801-0300	36	8200	98	8160	27	0280	50
028080-6120	41	8200	124	8160	66	0300	8
6160	22	8200	126	8180	8	0300	43
6200	80	8200	195	8180	24	0320	106
6200	124	8200	229	8180	40	0350	8
6600	77	8250	8	8180	77	0350	131
6700	77	8250	23	8200	40	0400	49
8100	124	8250	98	8200	69	0600	49
8120	5	8250	125	8200	77	0700	49
8120	22	8300	25	8200	98	0800	49
8120	74	8300	69	8200	125	2300	16
8120	106	8300	78	8220	8	2300	43
8160	24	8300	79	8220	73	4250	50
8160	69	8300	116	8220	78	050051-0250	53
8160	229	8300	117	8220	79	2280	129
8200	73	8300	131	8220	124	2350	129
8200	78	8350	8	8250	8	050061-0300	34
8200	79	8350	69	8250	53	050140-6180	131
8220	124	8350	78	8250	79	6180	195
8250	53	8400	66	8250	98	6200	106
8300	42	028681-0250	50	8250	110	6350	77
8400	41	0250	53	8250	121	8000	23
8400	42	0250	229	8250	130	8140	124
8450	8	0300	9	8280	78	8160	74
8450	73	0300	43	8300	25	8180	98
8450	115	0300	229	8300	40	8200	73
8600	41	0350	50	8300	57	8250	23
8600	42	0350	106	8300	69	8250	121
8600	66	0400	8	8300	117	8250	195
8600	69	0400	25	8320	42	8300	69
8600	98	2300	25	8350	8	8300	117
8600	117	028781-0250	53	8350	43	8500	77
8600	229	2300	129	8350	57	050141-0250	98
8700	41	2350	129	8350	69	091150-1080	62
8700	42	2400	129	8350	77	1080	117
8700	69	028881-4200	131	8350	78	1080	118
8700	98	050040-6120	125	8350	79	2080	9
8800	117	6140	41	8350	130	2080	53

NUMERICAL INDEX

091150-2080 - 509800-0780

PART NUMBER	PAGE	PART NUMBER	PAGE	PART NUMBER	PAGE	PART NUMBER	PAGE
091150-2080	57	115619-0240	165	115729-0930	181	181402-0070	130
2100	43	0820	165	0980	180	181510-5130	132
109044-0711	66	0820	186	0990	180	181900-1902	132
109400-1181	57	1020	165	1010	174	2270	132
109468-0021	109	1020	187	1720	174	181910-0520	131
109500-0100	57	1610	156	2790	174	182310-0060	225
109503-2190	57	2820	158	2940	177	182316-0070	225
109600-0051	7	2820	176	2950	177	182410-0082	13
0051	13	115622-0030	161	2960	177	182513-0431	8
0112	7	115629-0010	161	2970	177	0441	8
109605-0500	13	0020	164	2980	177	182553-0390	225
0500	15	0030	164	2990	177	0400	225
0800	43	0040	158	3010	180	0430	225
109623-0130	157	0060	158	3520	180	0440	225
0520	156	0070	164	3960	178	183579-4920	181
0570	21	0070	165	6360	181	509000-0690	27
1830	21	0080	164	6890	178	0841	29
2350	21	0080	165	7270	178	0841	66
2460	22	1050	164	7300	179	0841	130
109630-0850	105	1050	166	8850	177	2270	16
0850	211	115639-0030	166	8910	171	2270	43
109675-0860	212	0090	162	8920	171	2281	77
0951	126	0880	164	8930	171	2732	33
1330	126	0880	165	9550	182	2732	34
109700-8090	117	115643-0140	156	9560	178	509030-0131	98
109704-0181	209	115649-0010	156	115751-0131	187	0291	8
109707-0111	209	115721-0140	170	115752-0010	187	0310	121
1580	24	0230	176	115755-0020	186	509302-0070	57
111760-3190	21	1040	170	115759-0010	165	509400-0420	143
113200-8410	104	3520	176	0010	187	509440-0050	53
8410	211	115722-0170	171	0020	188	0050	73
113211-2110	106	0210	171	0030	187	0100	22
2110	211	115723-0730	178	0420	187	509503-1181	80
113212-1401	105	1030	175	115761-0060	186	1181	110
1401	211	1250	174	115779-0400	178	1270	34
113219-2400	116	1460	175	0930	170	509539-0020	197
3410	117	1460	178	0940	171	509600-0130	7
113260-0011	110	1860	174	5020	179	0130	13
0470	105	2190	174	5070	181	509605-0050	67
113671-0081	78	2230	177	5080	178	0050	69
2080	78	2240	178	5090	179	0050	70
2170	78	2460	175	5640	181	509623-0020	22
114145-1440	58	2640	174	5650	179	0020	124
114219-2120	205	2690	174	5670	182	0700	105
115343-0030	94	2840	178	5730	180	0700	211
115349-0040	100	4320	174	5740	176	509625-0790	42
0410	90	115725-0110	173	5760	180	509630-0240	105
0440	99	0150	173	5800	174	0240	211
0450	99	0170	174	5810	176	509675-0181	124
0460	99	1700	180	5820	182	0321	126
0470	99	115729-0060	177	5850	179	509700-3560	25
0470	100	0150	181	115789-0940	197	3560	109
0480	100	0380	181	119623-0160	186	509707-0041	117
0490	100	0550	178	181129-6770	143	509800-0380	164
115619-0030	161	0920	179	8370	141	0780	34

NUMERICAL INDEX

509800-0870 - 587813-6611

PART NUMBER	PAGE	PART NUMBER	PAGE	PART NUMBER	PAGE	PART NUMBER	PAGE
509800-0870	150	515619-0090	166	515723-0820	174	581219-0330	150
509801-0010	34	0100	166	1010	174	0360	150
511129-0030	14	0110	166	1170	174	0390	150
0060	7	0120	166	1250	175	1890	151
0060	13	0130	166	1600	174	1900	151
0060	14	0150	166	515725-0170	174	581221-0630	150
511219-0080	13	0250	167	0470	173	0650	150
0150	13	0260	167	515729-0270	170	0710	150
0170	13	0270	167	0330	170	581222-0770	151
0180	13	0340	166	0340	171	0860	151
511321-0090	41	0350	166	0530	179	581229-0290	151
0360	45	0360	166	0540	170	1650	152
511322-0180	45	0370	167	0580	181	1660	152
511341-1043	40	0390	164	0710	170	1820	152
511721-0160	7	0390	165	0990	181	1830	152
511771-1301	49	0410	161	1230	178	1970	152
512339-0031	35	0440	165	1670	176	581251-0160	150
512519-0021	27	0480	197	2090	178	0160	152
0021	28	1060	166	2860	171	581262-0050	150
512563-0010	28	1070	166	2870	171	0060	150
512565-0040	27	1080	167	3720	172	581270-0040	152
512569-0060	9	1090	167	515751-0110	187	581410-0236	8
513100-0613	121	1100	167	0120	187	582410-0122	13
513141-0140	121	1120	166	515754-0010	188	0361	13
513160-0030	115	1360	162	515759-0270	186	582450-0130	131
513212-0751	105	1560	158	0270	187	582550-0290	225
513219-0200	104	515622-0060	161	0270	212	0300	225
0200	211	0090	161	519619-0490	159	582650-0930	223
0210	105	515625-0010	166	0490	171	583539-0240	159
0210	211	515629-0150	164	581117-0150	141	586752-6030	177
0221	211	0150	165	581123-0100	142	587410-7650	177
513619-0221	106	0160	164	581124-0031	143	587811-6327	3
513641-0424	80	0160	165	581129-0690	142	587812-6374	3
513642-0550	78	0170	164	0920	142	6375	3
0640	65	0170	165	0960	142	6384	3
513660-3041	77	0180	164	0990	142	6394	3
3081	77	0180	165	1000	142	587813-2050	12
3150	77	0190	164	2110	141	2060	12
514234-0450	205	0190	165	2940	143	2070	12
0590	205	0200	164	581200-3300	129	2080	12
515411-2231	106	0200	165	3470	129	2090	12
2231	109	0380	164	581211-0580	152	2100	12
2231	211	0380	165	0600	152	2110	12
2250	106	0450	156	0670	152	2120	12
2250	109	0490	158	581213-0430	151	2250	3
2250	211	0900	164	0560	151	2260	3
515419-0131	98	0900	165	581214-1230	150	2270	3
0360	110	515637-0020	164	1240	151	2284	3
515619-0010	166	515639-0020	156	1310	150	2291	3
0020	166	0020	195	1320	151	5161	3
0030	166	515641-0010	157	1520	150	5172	3
0040	166	0030	157	1530	151	5181	3
0050	166	515643-0010	156	581215-0400	152	6591	12
0070	166	0090	160	0460	150	6601	12
0080	166	515644-0170	156	0470	150	6611	12

NUMERICAL INDEX

587813-6621 -- 894227-4770

PART NUMBER	PAGE	PART NUMBER	PAGE	PART NUMBER	PAGE	PART NUMBER	PAGE
587813-6621	12	894122-0521	49	894149-7560	157	894171-1850	188
6704	3	2553	25	894151-7451	104	2890	29
6713	3	2563	25	894152-2831	28	9431	14
8353	3	7130	177	3440	28	9440	124
8361	3	894123-6231	5	3451	28	894173-4300	5
8370	12	894125-8621	70	3460	27	8630	44
8380	12	8621	73	3530	89	8630	45
8390	12	8621	116	5950	69	894174-1390	96
8400	12	894126-7700	83	6130	21	1410	94
587814-0201	3	894127-7974	27	9051	98	1410	99
0211	3	894128-0521	229	9891	110	1830	97
0221	3	9630	90	894153-0510	5	1840	90
0231	3	9640	93	7210	78	3440	90
0241	3	894129-3840	28	7221	33	6120	8
0670	12	3860	29	7221	34	8030	156
0680	12	894130-0211	14	7232	8	8070	175
0690	12	5580	7	894155-1830	105	8170	157
0700	12	5590	7	1830	211	8180	157
1202	3	894131-1300	186	3602	41	8190	188
2701	3	894132-3310	131	894157-8840	115	8280	175
2711	3	6740	104	8850	116	8430	158
2721	3	6750	104	8860	116	9391	23
2731	3	6750	105	894158-1080	5	894175-4091	33
3860	3	894133-2075	5	3280	21	894176-6510	116
891325-3970	170	2751	27	894161-8410	78	9620	99
894104-9930	90	7312	28	894167-4250	140	9630	99
894107-6030	25	7322	5	4270	142	9640	99
7260	43	9700	34	4280	140	9650	99
7850	126	9732	22	4300	141	9660	99
894109-6811	73	9742	14	4330	142	9670	99
7061	28	894136-8990	141	4340	142	9680	99
7070	195	9000	141	4350	140	9690	99
8900	83	9000	143	7860	158	9700	99
9014	53	9010	141	7870	195	9710	99
9131	29	894139-3403	34	7920	181	894177-1893	121
894110-2710	30	7471	125	7930	176	8900	14
4801	27	7581	29	7940	178	894178-0810	65
5600	66	894140-1171	45	7980	181	8430	186
894111-6150	66	4310	209	8820	115	894201-6410	34
6191	83	4883	34	8830	115	894202-4563	5
6580	163	894141-9371	29	8830	117	894205-9861	41
6590	163	894142-1561	34	8840	116	9861	42
6600	163	894143-0300	151	8840	117	9861	66
6610	163	4790	104	8850	117	9861	77
6620	163	894144-5880	179	8860	116	9871	41
6630	163	894146-5820	124	8860	117	894212-7140	150
6640	163	6381	65	894169-5280	159	894214-9620	69
6650	163	6381	80	894170-1231	124	894224-8290	66
6710	188	894147-5290	23	1270	65	8290	158
894114-7270	65	5330	57	1280	65	894225-5620	110
894116-4350	151	894148-3900	109	1292	69	5620	111
894120-9982	229	3922	97	1360	130	894226-5540	158
894121-1130	61	894149-3580	79	4860	83	5650	158
1131	61	3591	65	894171-1090	161	894227-4750	158
6200	191	4190	131	1100	161	4770	186

NUMERICAL INDEX

894227-4780 - 894331-5340

PART NUMBER	PAGE	PART NUMBER	PAGE	PART NUMBER	PAGE	PART NUMBER	PAGE
894227-4780	188	894227-5490	163	894227-6410	188	894312-7230	90
4790	188	5500	163	6430	188	894313-2000	191
4800	159	5510	163	6440	162	2670	180
4810	159	5520	163	6470	159	2760	161
4821	159	5530	163	6480	158	2760	191
4830	159	5540	163	6600	165	6690	191
4840	159	5550	163	6620	165	6800	191
4850	159	5560	163	6710	162	894316-2620	179
4860	191	5570	163	894228-4040	160	2630	179
4870	191	5580	163	4360	141	2640	179
4880	191	5590	163	4370	141	2650	179
4890	159	5600	163	4480	140	2660	179
4900	159	5610	163	4490	140	2740	178
4910	161	5620	163	4500	143	2750	178
4910	191	5630	163	5450	156	2760	178
4930	192	5640	163	894229-1570	159	2770	178
4950	191	5650	163	894231-1230	171	3560	73
4960	191	5660	163	1240	171	894317-5010	176
4970	191	5670	163	1250	171	5020	176
4980	191	5680	163	1260	171	5030	176
4990	191	5690	163	894233-6490	151	5040	176
5140	158	5700	163	6510	151	5050	181
5150	157	5710	163	6520	153	5060	181
5161	160	5720	163	6530	152	5070	177
5170	160	5730	163	894235-3690	42	5080	180
5180	160	5740	163	894238-6100	61	5090	181
5190	160	5750	163	6100	89	5130	163
5200	160	5760	163	6100	209	894320-3020	93
5210	160	5770	163	894239-3730	176	3070	90
5220	160	5780	163	894242-0640	141	894321-1660	191
5230	160	5800	157	0710	142	894322-7060	177
5240	160	5810	156	2750	175	894324-1590	35
5250	161	5820	156	2840	162	3350	33
5270	157	5850	175	9670	161	3361	27
5280	162	5900	175	894247-7160	156	3380	29
5290	162	5930	179	7220	162	3391	197
5300	162	5980	179	9031	5	6210	143
5310	162	5990	171	894248-0020	175	6220	140
5320	162	6010	179	1610	131	894326-4390	97
5330	162	6020	157	1610	225	894327-2721	115
5340	162	6020	179	894249-2890	24	3131	79
5350	162	6020	181	894250-1720	61	5641	126
5360	162	6060	175	5140	13	894328-2170	29
5370	162	6070	171	6151	61	4400	46
5380	162	6080	171	894252-5361	27	4420	43
5390	162	6090	171	894254-6011	69	4431	43
5400	162	6100	171	894256-8000	78	4450	44
5410	162	6110	171	9590	5	4470	33
5420	162	6120	171	894257-3190	57	4480	27
5430	162	6130	171	5930	97	5032	34
5440	162	6360	170	6700	156	8320	73
5450	162	6370	157	894258-0140	131	8340	45
5460	162	6380	157	894279-0500	66	894329-6220	116
5470	162	6390	157	0500	70	6910	158
5480	162	6400	188	894312-6991	58	894331-5340	177

NUMERICAL INDEX

894332-2303 - 894440-9690

PART NUMBER	PAGE	PART NUMBER	PAGE	PART NUMBER	PAGE	PART NUMBER	PAGE
894332-2303	49	894371-7120	131	894408-5230	172	894428-8760	172
2311	49	7151	58	5240	172	8770	172
2510	20	9930	34	5250	172	8780	172
7600	83	894372-4990	172	5260	172	8790	172
7860	73	5000	172	5270	172	8800	172
894333-5210	150	5010	172	5280	172	8810	172
894334-7391	20	5020	172	5420	171	8820	172
894335-6802	23	894375-0740	33	894410-3440	153	894429-4210	14
894337-0220	207	894377-2633	57	3450	152	894430-0000	98
8630	130	894379-5430	135	4040	106	0010	98
894338-0960	129	7141	9	894413-8220	73	9831	115
1930	79	894380-6560	191	894414-7963	104	894431-4702	33
894339-9482	89	894381-1610	58	894416-3701	97	894432-6420	13
894340-2611	61	894382-5460	69	3770	106	894433-1651	77
4031	53	894383-7200	115	3770	211	2040	160
6961	115	894385-5620	42	8642	77	2050	160
894341-5310	40	894386-2330	5	894418-0360	163	2060	160
8740	24	5910	191	894419-4572	34	2070	160
8740	125	5930	170	6021	34	2080	160
9050	29	5960	161	894420-2470	97	2090	160
9060	27	894387-9300	167	894422-3260	66	2160	176
894342-3851	20	9770	160	8787	40	2170	176
4140	14	894388-1781	78	894423-1920	21	2220	171
6182	77	894389-2320	150	3140	131	3020	28
7130	53	2330	151	7450	130	3030	29
894343-3400	191	2340	150	7460	79	3040	28
3621	83	2350	152	7560	129	4060	34
894344-9990	49	2360	151	894424-1421	109	4070	27
894345-0000	49	2370	152	1430	109	4270	97
894360-4271	115	2380	151	1940	188	6040	83
4280	115	2390	151	2170	100	6050	83
4291	115	2400	151	3730	152	7171	97
894361-9490	225	2410	150	894425-4500	15	7590	159
894362-0470	8	2420	150	894426-0471	178	7600	159
6720	125	2430	152	0490	178	7610	159
8790	73	2440	152	894427-2012	13	7650	192
9233	121	2450	150	2062	13	8160	160
894365-6742	70	2460	152	3602	65	894434-0711	73
6751	70	7640	77	4560	34	8271	124
6763	73	894391-4720	98	5012	89	894435-0861	49
894366-1160	156	894393-4030	78	8480	178	0871	49
8480	73	894401-6790	115	894428-5382	49	5610	141
894367-2922	104	6800	115	7983	121	5620	141
2933	105	894402-4980	225	7993	40	5630	140
2940	104	5000	225	8032	57	5660	140
3300	156	894403-2410	131	8110	109	5670	142
9560	106	2891	167	8120	69	5690	140
9570	105	894407-6162	53	8680	172	5700	142
894368-2492	97	6240	78	8690	172	5710	142
2520	8	894408-2060	9	8700	172	5720	143
5631	83	5170	171	8710	172	894438-3051	28
894369-0210	83	5190	172	8720	172	894440-0100	78
2993	104	5200	172	8730	172	2810	167
9070	14	5210	172	8740	172	4290	9
894370-9421	209	5220	172	8750	172	9690	203

NUMERICAL INDEX

894441-5921 - 897084-7070

PART NUMBER	PAGE	PART NUMBER	PAGE	PART NUMBER	PAGE	PART NUMBER	PAGE
894441-5921	209	894476-6960	5	897032-1650	160	897049-7080	115
8410	179	894482-2170	90	897035-8590	109	897061-4011	83
894442-1621	74	894483-8941	77	8830	53	5050	131
2250	90	897011-0740	53	897036-1970	27	897062-0860	35
894445-5790	156	4882	53	9560	65	2410	175
894449-3630	203	6850	104	9570	79	3001	35
4630	57	6860	105	897037-1581	61	9490	187
7091	53	6871	100	1670	150	897063-1550	186
7241	53	897012-8360	162	1720	150	1550	187
9453	58	897013-4831	131	1730	152	1560	186
894450-1420	104	897014-3150	191	1740	151	2580	33
7231	131	897015-5151	23	1750	151	2590	33
7240	195	897016-1010	58	4640	73	2600	33
7720	115	2680	186	8870	153	3660	44
894451-9902	57	4730	15	897038-4131	34	4003	78
894453-3411	131	897017-7820	83	897039-1980	20	897065-2322	121
3440	13	7871	88	4733	57	5440	61
5200	34	7881	88	5380	174	9601	57
5481	125	7891	88	8340	207	9700	27
7460	105	7901	89	897040-5010	130	9830	13
7460	211	7911	88	5020	132	9830	116
894454-1990	124	7921	88	7560	33	9841	34
894455-6670	7	7931	88	897041-5211	207	897066-1960	7
6731	209	7941	89	6600	175	1970	7
894456-7942	14	897018-5510	61	6700	191	1980	7
894457-0081	35	6640	69	897042-2621	34	7411	53
1580	35	6840	79	8801	65	897068-7781	225
5170	197	897020-3280	42	9972	129	897069-2870	58
894459-8153	65	5701	29	897043-1871	65	7861	132
8153	80	5710	44	2801	12	897071-5611	42
894460-6870	36	5910	57	4170	195	6730	28
894462-1371	117	897021-4990	156	7411	124	897073-6411	8
8500	152	6900	57	7443	8	6840	27
8590	150	897022-5710	53	897044-1120	121	897074-7281	23
9660	177	8101	77	4180	225	897078-0920	8
894463-4400	195	897023-1821	33	8860	21	9241	40
4460	131	2631	129	897045-1800	65	897079-6530	89
4470	131	897024-2390	180	1810	65	897080-1903	20
894465-6600	61	2400	180	3220	22	1940	22
894467-7261	97	2440	175	3621	42	2141	27
894468-0202	97	897027-4310	188	4410	57	2150	35
2310	57	6011	42	9230	40	9480	229
5170	21	897028-5671	191	897046-2820	132	897081-7421	5
894470-5531	77	5900	65	4250	175	7560	115
5820	176	5920	65	4691	40	8040	186
7650	20	5970	65	7950	109	897083-1620	7
894473-1180	191	6962	104	7960	109	1930	141
1200	191	6973	105	897047-2020	176	1940	143
1280	175	6980	104	2650	207	1950	141
1290	175	6990	105	2660	207	1960	142
1350	176	7000	104	6041	8	3370	158
9670	98	897029-7480	175	9310	20	3580	96
894475-6880	143	897031-0620	174	897048-0551	8	897084-3470	90
6980	142	897032-1630	180	897049-1450	42	3901	25
894476-2820	83	1640	177	5771	80	7070	142

NUMERICAL INDEX

897084-8770 - 897144-3830

PART NUMBER	PAGE	PART NUMBER	PAGE	PART NUMBER	PAGE	PART NUMBER	PAGE
897084-8770	129	897109-3800	129	897118-6980	42	897130-9770	21
897086-1420	90	6423	7	7670	27	897131-5971	57
2281	79	9200	110	7680	5	7290	27
897088-8004	62	897110-5141	53	8690	115	897132-9080	172
897089-1640	130	897111-9621	225	897119-1630	192	897133-4161	7
2780	8	897113-3290	44	1840	162	897136-4130	171
2802	7	3300	44	1870	164	6790	87
2804	7	3361	125	3440	158	6800	87
7980	22	3370	124	3450	191	6850	87
8450	28	7740	215	3460	175	897137-4781	129
8661	41	8000	49	3490	158	6000	140
8671	40	897114-2241	61	8870	61	6010	141
8810	40	2250	110	897120-1783	7	6060	143
8910	69	897115-1291	29	2786	7	897138-0421	176
9320	29	1311	29	2800	8	5330	157
897090-6330	87	6400	117	3070	9	5340	181
8300	87	9910	188	3170	159	6470	187
8790	70	897116-0290	99	9310	23	897139-6030	69
8810	65	0320	99	9330	23	7100	97
897093-5741	215	0330	99	897122-0630	162	7110	97
897094-6902	89	0340	99	2731	23	7130	126
6922	88	0350	99	897123-0500	109	897140-6240	89
6932	88	0360	99	0870	219	6250	89
897095-1672	12	0370	99	0880	219	897141-2850	45
5120	65	0380	99	1201	40	7690	90
5480	195	0390	99	2950	124	7700	90
897101-0780	166	0400	99	3302	65	897144-3550	172
2140	191	0410	99	7340	79	3560	172
5021	28	0420	99	7360	130	3570	172
8732	88	0430	99	7850	46	3580	172
897102-5360	156	0440	99	8850	110	3590	173
897105-0123	65	4810	140	8860	110	3600	173
7900	130	4820	140	9021	33	3610	173
897107-4440	90	4830	140	897124-0120	87	3620	173
5470	89	4840	140	4030	87	3630	173
7390	8	4850	140	897125-2900	87	3640	173
8680	229	4880	143	5250	161	3650	173
8961	129	4890	141	5970	90	3660	173
9542	33	4900	140	6001	131	3670	173
9561	45	4900	142	6011	131	3680	173
9571	109	4910	141	6020	89	3690	173
9581	53	4920	142	897126-2900	229	3700	173
897108-0430	156	4940	142	4920	115	3710	173
0440	175	4950	142	897128-3971	33	3720	173
0450	175	5080	141	4000	116	3730	173
0470	166	5090	140	4490	116	3740	173
0750	49	5100	143	6500	171	3750	173
0762	40	5110	141	6940	175	3760	173
1020	24	5140	142	897129-4120	110	3770	173
6430	78	5150	143	4130	89	3780	173
897109-0920	143	5160	141	4270	40	3790	173
0930	140	5330	116	897130-7441	40	3800	173
1710	44	5580	115	7451	33	3810	173
1780	45	897117-1860	132	7471	20	3820	173
2161	57	2420	40	7530	109	3830	173

NUMERICAL INDEX

897144-3840 - 897213-7950

PART NUMBER	PAGE	PART NUMBER	PAGE	PART NUMBER	PAGE	PART NUMBER	PAGE
897144-3840	173	897170-8640	53	897180-5560	132	897201-2810	129
3850	173	897171-0371	87	6860	45	897202-8780	33
3860	173	0390	170	6870	41	8800	33
3870	173	2620	61	6880	40	8820	33
3880	173	3310	98	7502	58	9812	20
3890	173	3330	97	897181-5050	156	897203-4711	90
3900	173	3330	98	5060	157	5582	20
3910	173	897172-0460	140	5070	156	897204-5501	131
7270	152	0480	142	5080	159	7130	129
7380	152	0500	142	5090	158	7190	129
7400	150	0520	141	5100	195	897205-1261	77
7410	150	0530	140	5110	173	6610	157
7510	152	0550	141	5120	197	6650	174
7520	151	0560	141	897182-2240	79	897207-2321	69
7530	150	0570	141	2892	129	897208-0100	22
7540	151	0580	143	4070	229	0100	23
897145-3230	140	5491	104	4720	78	897209-6090	7
3240	140	7201	78	5680	74	897210-6750	78
3250	143	897173-8661	20	6440	157	8790	130
3270	151	897174-5580	29	6450	159	9160	140
3280	151	5580	30	897183-7330	118	9170	141
5160	152	897175-2640	34	897184-2640	79	9920	140
6120	121	897176-2141	40	6240	151	9930	140
897146-1390	161	6160	35	6250	150	9940	140
1400	161	6170	35	6270	152	897211-2090	69
1410	161	6180	35	6280	150	2121	33
1420	161	6190	35	6290	151	2140	98
5180	8	6990	12	6330	151	2150	25
897147-0340	158	7000	12	6390	150	2730	104
3340	29	7010	12	8281	49	2752	20
9210	5	7020	12	897185-2850	161	2800	89
9840	35	7030	12	897186-5350	45	7531	20
897149-9730	87	7040	13	897187-2240	79	897212-4770	131
9730	88	7050	13	897189-3600	160	5000	150
897160-5950	197	7060	13	3610	160	5020	150
6220	227	897177-5160	131	3620	160	5040	150
6290	15	897178-2060	87	3630	160	5070	151
7060	125	2590	140	3640	160	5080	151
897161-1310	5	2891	129	3650	160	5100	152
897162-7040	143	3113	8	3660	160	5370	70
7050	143	3240	87	3670	160	5400	53
897163-1670	172	3270	170	3680	160	897213-2650	73
1680	172	3280	88	3690	160	3100	109
1690	172	4710	88	3700	160	4700	105
1700	172	4720	88	3710	160	4720	104
1720	167	4730	88	3720	160	4730	104
897166-9770	157	4740	88	3730	160	4730	211
897168-0731	34	7460	40	3740	161	4740	105
897169-0151	69	7520	131	897190-3670	87	4740	211
897170-4000	129	897179-6700	179	9301	33	4750	104
7121	20	6710	179	897192-3332	89	4760	104
7470	88	8541	104	3380	97	4770	105
7480	88	8550	105	6530	61	4780	106
7490	88	9180	33	7690	61	6680	100
7500	89	897180-1700	73	7700	61	7950	110

NUMERICAL INDEX

897213-7960 - 897251-9100

PART NUMBER	PAGE	PART NUMBER	PAGE	PART NUMBER	PAGE	PART NUMBER	PAGE
897213-7960	110	897223-3580	91	897229-2440	132	897238-9810	88
897214-2953	87	3590	91	6220	151	9820	88
3650	161	3600	92	6230	150	9830	89
4690	176	3610	92	6902	33	9840	132
4700	176	3620	92	897230-0690	25	9910	15
4730	175	3630	92	0700	25	9920	118
4770	178	3640	92	6201	87	9930	118
4790	178	3650	92	6241	170	9940	118
4800	178	3660	92	897231-0270	195	9950	118
4810	178	3670	92	1630	205	9960	116
4820	178	3680	92	1640	61	897239-5320	131
4830	182	3690	92	1710	61	5860	109
4840	181	3700	92	2141	41	8071	20
4850	182	3710	92	2280	7	8310	33
4870	179	3720	92	2290	7	8340	116
4880	179	3730	92	2760	141	897240-0220	106
8510	132	3740	92	2800	141	0240	105
897215-3851	170	3750	92	4900	225	0250	104
3860	126	3760	92	5170	157	4100	125
3870	126	3770	92	5180	159	4110	126
3880	117	3770	93	5190	179	4340	83
3890	117	3780	93	5200	177	4430	57
897217-8270	69	3790	93	5210	197	5920	118
897218-1121	40	3800	93	5220	197	5930	118
6470	104	3810	93	5350	104	897241-3620	90
6470	211	3820	93	6640	131	3670	65
9930	29	3830	93	9000	205	3732	170
897219-0014	40	3840	93	9010	205	4700	78
3150	117	3850	93	9020	205	6220	126
3420	90	3860	93	9270	162	897245-4140	35
897220-6040	35	3870	93	897232-2113	61	4150	35
6050	35	3880	93	2190	20	7681	20
7400	45	3890	93	2410	69	897246-5100	132
897222-2470	70	3900	93	6750	5	897247-2902	29
6840	130	3910	93	9570	124	3140	98
9630	87	3920	93	897233-0850	180	6920	156
897223-3390	90	3930	93	0860	180	897248-1480	229
3390	91	9740	151	4260	61	1510	229
3400	97	897225-1200	65	4271	62	1611	34
3410	94	1360	170	897234-6580	157	1970	61
3430	91	2070	140	6590	174	5500	87
3440	91	4723	40	897237-5320	66	5511	87
3450	91	4732	41	897238-9293	7	5534	87
3460	91	4790	44	9370	126	8130	87
3470	91	7181	132	9380	126	897249-5450	164
3480	91	897226-1450	189	9400	125	5450	165
3490	91	4700	49	9420	126	9760	88
3500	91	8580	87	9431	21	9780	186
3510	91	8580	88	9450	116	897251-4190	156
3520	91	8590	186	9640	40	4200	159
3530	91	8640	109	9760	69	4210	170
3540	91	897227-1420	87	9773	87	4220	173
3550	91	1430	170	9780	89	4230	174
3560	91	897228-3180	129	9791	83	4240	181
3570	91	897229-1680	116	9800	88	9100	157

NUMERICAL INDEX

897251-9110 - 897352-9470

PART NUMBER	PAGE	PART NUMBER	PAGE	PART NUMBER	PAGE	PART NUMBER	PAGE
897251-9110	159	897286-8990	109	897305-0810	79	897320-0620	186
897252-2890	30	9050	49	2250	61	897322-3310	181
2900	49	9060	49	3060	125	3320	180
7060	115	897287-2771	73	3090	126	3330	180
897253-0221	87	4210	170	3110	126	6800	78
0940	29	4773	87	4511	40	897323-4430	88
4290	170	5970	129	8580	209	4440	88
5180	49	6570	27	9430	109	4450	88
6830	44	6960	77	9520	88	4460	89
9851	20	7810	87	897306-0550	195	897325-1570	121
9870	20	9781	33	0620	197	1740	21
9880	20	9860	186	0970	67	5210	178
9891	20	897288-1131	170	5560	229	897326-3890	129
9900	20	2500	35	8550	34	897327-2420	87
9920	20	2510	35	897308-9730	88	2430	87
9990	14	5490	78	9740	186	2440	89
897254-6220	87	5501	65	9890	197	5130	157
8130	7	5501	80	897309-4050	116	5140	187
8140	7	8850	118	6190	163	5350	170
8150	7	8860	118	8570	49	5360	170
897255-1190	20	8870	87	897310-6840	67	5490	186
6290	124	8880	79	6880	66	9090	106
897256-0360	132	897289-1170	105	897311-6270	5	9100	109
0370	151	1170	211	6280	87	9160	97
7860	83	1180	106	6290	73	9400	61
897257-1920	197	1180	211	9150	21	897328-1610	78
2230	79	1250	105	9760	121	2550	106
9140	57	1250	211	897312-2140	151	2560	77
9790	54	1310	106	897313-1560	115	5100	142
897258-2431	43	1310	211	2020	115	897329-2080	100
7610	163	1320	106	2030	116	6470	132
7620	158	1320	211	2930	118	897330-2680	89
7660	28	1330	106	2940	115	2690	89
7660	29	1330	211	2990	116	897331-2840	170
9810	80	1340	211	3020	87	5970	87
9830	65	1350	107	3560	115	897332-0340	157
897262-9690	131	1350	212	3590	173	3260	172
897263-1240	129	1360	106	8551	20	897333-3870	80
3930	229	1360	211	8740	73	3880	77
3951	87	2631	35	897314-2270	78	3950	65
3960	49	2640	35	5790	12	3960	65
3970	49	3810	170	8650	170	7880	88
3980	73	897300-2540	115	897316-7440	170	7890	88
4250	229	897302-3880	205	897317-5980	170	7900	88
8010	5	4340	78	897318-6430	20	7910	89
897264-1060	197	6870	44	6450	33	897349-4020	129
1760	132	6880	44	6470	109	897350-3170	57
6901	70	7820	44	6480	132	4440	110
9300	33	897303-0040	21	6500	83	897351-4510	7
897286-8911	40	5640	44	6510	83	897352-7440	12
8930	131	5650	44	6530	69	8650	87
8940	106	5650	45	7100	20	8660	170
8950	49	6820	87	7580	170	8850	109
8960	79	6850	87	7612	87	8860	21
8980	109	897304-9680	20	9300	25	9470	49

NUMERICAL INDEX

897352-9480 - 909164-7060

PART NUMBER	PAGE	PART NUMBER	PAGE	PART NUMBER	PAGE	PART NUMBER	PAGE
897352-9480	49	897355-1640	96	902040-8160	201	909110-4100	42
897355-1110	90	1650	96	902061-0250	49	4100	57
1120	94	1660	96	0250	50	5060	42
1130	94	1670	96	0350	50	5060	132
1140	94	1680	96	0400	49	5080	53
1150	94	1690	96	903065-8160	66	5080	57
1160	94	1700	96	903490-6100	66	5080	70
1170	94	1710	96	903910-4080	61	5080	73
1180	94	1720	96	903920-5100	132	5080	79
1190	94	1730	96	904101-0300	195	5080	117
1200	94	1740	96	904110-6160	42	5080	143
1210	94	1750	96	8140	117	5100	109
1220	94	1760	96	8200	43	909111-4080	129
1230	94	1770	96	8220	66	5080	28
1240	94	1780	96	8250	7	5100	15
1250	94	1790	96	8250	57	909150-5060	42
1260	94	1800	96	8250	117	5060	80
1270	94	1820	96	8350	8	5060	177
1280	94	1830	100	8400	23	5060	201
1290	94	897357-1140	186	8400	66	5080	23
1300	94	2660	186	8450	9	5080	25
1310	94	2940	191	8450	66	5080	46
1320	94	2950	191	904130-8400	8	5080	53
1330	94	2960	156	8400	57	5080	57
1330	95	2970	175	904411-0220	57	5080	65
1340	95	2980	175	0250	42	5080	66
1350	95	2990	172	0250	57	5080	70
1360	95	3000	175	904731-0280	57	5080	80
1370	95	3020	163	0280	58	5080	117
1380	95	3030	166	905820-8450	45	5080	130
1390	95	3040	156	8450	46	5080	132
1400	95	897358-4630	142	908000-7180	27	5080	143
1410	95	4640	140	908030-7430	33	5100	15
1420	95	897359-4470	53	908150-6160	34	5100	41
1430	95	897362-9320	187	908151-0200	14	5100	46
1440	95	897363-5620	33	0200	15	5100	50
1450	95	5890	65	0200	45	5100	57
1460	95	7800	49	0240	14	5100	106
1470	95	897920-0070	29	0500	15	5100	130
1480	95	900090-0590	34	2280	14	5120	42
1490	95	1810	150	908160-5080	35	5140	50
1500	95	6770	164	8160	34	6100	195
1510	95	900097-0110	116	908161-0160	45	8080	29
1520	95	900813-0230	174	0220	14	909160-5050	195
1530	95	901065-8650	29	0320	14	5060	179
1540	95	901066-0400	50	909110-4060	42	5080	24
1550	95	0450	50	4060	177	5080	130
1560	95	0600	50	4080	23	6060	131
1570	95	901900-6140	158	4080	46	7080	42
1580	95	6160	176	4080	57	909164-0100	28
1590	95	6160	177	4080	66	5100	195
1600	96	6400	178	4080	79	5140	132
1610	96	8180	181	4080	130	6080	29
1620	96	8250	121	4100	15	6100	130
1630	96	901910-6180	166	4100	40	7060	65

NUMERICAL INDEX

909164-7060 - 999202-3240

PART NUMBER	PAGE	PART NUMBER	PAGE	PART NUMBER	PAGE	PART NUMBER	PAGE
909164-7060	125	909662-0070	197	921450-6030	201	981351-6020	186
7060	126	0120	21	951249-6040	58	7020	186
7080	24	909664-0010	13	981215-1150	161	981355-0250	187
7080	58	909715-0531	73	1440	165	0350	187
7080	77	909800-9971	130	981221-2230	161	981391-9060	177
7080	79	909801-0341	129	981222-2200	161	9070	176
7080	125	0791	129	981225-0330	164	982235-0150	153
7080	126	0791	130	0330	165	982530-0460	130
7080	130	2021	130	0470	158	982720-0690	13
8080	110	2160	23	0470	165	982951-3240	135
909180-0190	27	909809-0980	201	0490	164	3250	135
0300	45	909814-0141	66	0490	165	3320	135
909185-4040	174	909851-8660	36	0500	164	3330	135
4040	195	909878-5970	15	0500	165	983151-4320	131
4150	180	909902-2380	14	0510	164	984410-0270	178
909202-3080	106	2380	15	0510	165	988410-0370	174
3080	126	909906-3251	109	0520	164	2640	197
909204-5210	24	3251	212	0520	165	4210	177
909521-5350	125	909914-2090	201	0530	164	5020	197
909561-2120	15	7010	117	0530	165	989112-9110	14
2180	73	909915-5121	203	0540	164	989136-4230	78
2220	125	6740	203	0540	165	989214-0150	201
3530	162	6750	203	0570	166	3130	203
909565-2200	116	909920-6090	22	0580	159	3140	203
909571-3160	70	9750	115	981235-0030	166	995821-2550	42
4080	106	911219-2150	24	0150	160	999202-3120	43
4080	125	911341-6194	40	0170	165	3140	14
4100	124	912333-6031	34	0210	160	3140	106
4120	43	6051	34	0420	166	3160	14
4140	15	912373-6060	33	0430	166	3160	24
4140	124	912626-0050	27	0440	166	3160	43
4160	14	913113-0771	121	0450	166	3200	21
4160	24	0860	121	981315-0650	181	3240	21
4160	43	913140-1200	121	981321-2050	180	3240	24
4200	43	913143-0100	121	6840	174		
4240	21	6031	121	981325-0300	180		
4240	24	913260-0562	105	0620	179		
909572-0080	124	913639-0010	66	0860	171		
0080	125	913642-0761	78	0880	171		
0100	162	0770	78	1730	180		
0140	100	0780	78	1770	178		
0140	105	0790	78	2100	180		
0140	109	913712-0130	70	3910	170		
0140	110	913713-0781	69	4290	177		
0140	211	914149-1730	24	4880	180		
0160	124	914210-6731	205	5390	174		
0200	124	8091	205	5510	171		
909606-5350	14	914212-1300	205	5520	171		
909630-0200	54	1310	205	5530	171		
0341	7	914215-1521	205	5560	177		
0341	9	914217-0730	205	5660	177		
0341	58	0740	205	981351-2050	187		
909651-1120	5	914219-1770	205	3030	187		
909661-0050	69	2030	205	4030	188		
0050	70	915419-0721	98	4100	188		