



1.0t-1.8t R 系列内燃平衡重式叉车
1.0t-1.8t R Series Internal Combustion Counterbalanced Forklift Truck

零件目录
PARTS CATALOG

杭叉集团股份有限公司
HANGCHA GROUP CO., LTD.

09/2015

说 明

- 1、本“零件目录”汇集了 2012 款 1.0t~1.8t R 系列各种叉车的零部件。
- 2、查询方法：
 - ① 用户可根据目录中各总成图查找所需的零部件的序号，根据序号可查得相应的图号或标准号。
 - ② 本目录中凡各种叉车通用的零件在目录中不加说明，不通用件除了在目录的右上角表示此总成所适用的车型代号和车型外，还在相应的备注予以区别。
- 3、订购零件时，须写明所用叉车的型号，出厂编号，所需零部件代号、名称及订购数量。
- 4、维修更换零部件时，为确保质量，请使用本公司零部件。
- 5、为提高质量，本公司将对某些零部件进行改进，对改进部分在本目录中不能同时一一修改，请用户谅解，欲了解详细情况可与本公司销售公司及备件处联系。
- 6、-X 集装箱叉车，除门架不同外，其余完全通用。
- 7、门架另见《1.0t-1.8t R 系列内燃平衡重式叉车 门架零件目录》。

INFORMATION

- I .This catalogue collects all of the parts (components)in series of 2012 Version 1-1.8 ton R fork lift trucks.
- II .Looking up methods:
 - I) First looking up the series number of the part (component) in the drawings of the assembly, in which the part (component) is in the catalogue and then the codes of the drawing and standard of the part (the component) in terms of the series number.
 - II) No noted are all of the interchangeable parts and components ,non-interchangeable parts and components are noted that which model can be applied, and it will be noted at top righter corner of catalogue and corresponding remark..
- III. Model, series Number, code Number of drawing and quantity should be given when ordering the spare parts.
- IV. It is recommended to use the parts and components made by us for ideal the service and maintenance.
- V . We reserve the right of the change of the truck in construction for improving our products without notice. For the details of changes, please consult with sales department of Hangzhou Forklift Truck Co., Ltd.
- VI. Container fork lift truck and CP series truck is same except of the lifting system.
- VII. Mast see “1-1.8t R Series Internal Combustion Counterbalanced Forklift Truck **Mast Parts Catalog**”.

©2015 年 9 月 杭叉集团股份有限公司 © 09/2015 HANGCHA GROUP CO., LTD.

缩写及代码:	Abbreviations and codes:
(A) (A1) (B) 车型代号 A1,A2,A3 总成序号 Assy 总成或组件 INC 包含 LPG-Y 单燃料 LPG-QY 双燃料 IMPCO IMPCO 燃料系统 BRC BRC 燃料系统	(A) (A1) (B) Model numbers A1,A2,A3 Item,Assy Assy Assembly INC Including LPG-Y Single fuel LPG-QY Daul fuel IMPCO IMPCO Combustion System BRC BRC Combustion System

目 录 CONTENTS

第一部分	传动系统	PART I	DRIVING SYSTEM.....	1-A
第二部分	转向系统	PART II	STEERING SYSTEM.....	2-A
第三部分	动力系统	PART III	POWER SYSTEM.....	3-A
第四部分	车身系统	PART IV	BODY SYSTEM.....	4-A
第五部分	操纵系统	PART V	CONTROLLING SYSTEM	5-A
第六部分	液压系统	PART VI	HYDRAULIC SYSTEM	6-A
第七部分	电气系统	PART VII	ELECTRICAL SYSTEM	7-A
第八部分	驾驶室	PART VIII	CAB SYSTEM	8-A

第一部分 传动系统目录

Part I Driving system contents

(A) CPC10/15/18N-RG26 (B) CPCD10/15/18N-RG26 (C1) CPC10/15/18N-RW10 (D1) CPCD10/15/18N-RW10 (F1) CPQD10/15/18N-RW21
 (G) CPC10/15/18N-RG26-J (K) CPQ10/15/18N-RW7 (K1) CPQ15/18N-RW7-Y (L) CPQD10/15/18N-RW7 (L1) CPQD15/18N-RW7-Y
 (M) CPCD10/15/18N-RW32 (O) CPQD15/18N-RW51-Y (O1) CPQD15/18N-RW21-Y

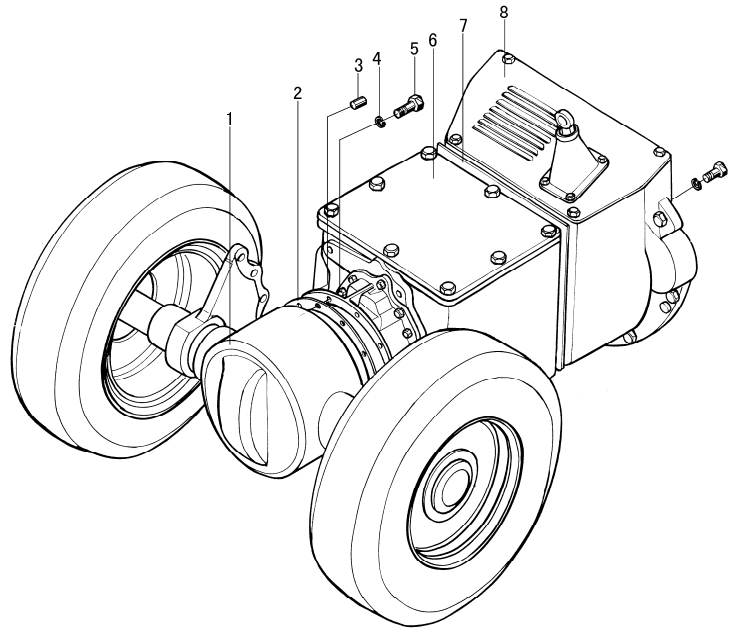
序号 Item	名称 Description	适用车型 Serial No.	页码 Page
图 1 Fig. 1	传动系统 Driving system	(A) (G) (K) (K1)	1-1
图 2 Fig. 2	离合器 Clutch	(A) (G) (K) (K1)	1-2
图 3 Fig. 3	传动系统 Driving system	(B) (D1) (L) (L1) (M)	1-5
图 4 Fig. 4	传动系统 Driving system	(F1) (O) (O1)	1-7
图 5 Fig. 5	前轮 (单轮) Front wheel (Single tyre)	1.0t-1.8t 全部车型/All models of truck	1-8
图 6 Fig. 6	前轮 (双轮) Front wheel (Double tyre)	1.0t-1.8t 全部车型/All models of truck	1-9
图 7 Fig.7	冷却油管总成 Cooling oil pipe assy	(B) (D1) (F1) (L) (L1) (M) (O) (O1)	1-11
图 8 Fig.8	驱动桥 Drive axle	全部车型 All models of truck	1-13
图 9 Fig. 9	制动器 Wheel brake	全部车型 All models of truck	1-17
图 10 Fig. 10	变速箱 (机械式 其 1) 绍兴 Transmission(clutch type Part-1) ShaoXin	1.0t-3.5t JDS 系列机械变速箱 JDS Series Mechanical Gearbox	1-21

序号 Item	名称 Description	适用车型 Serial No.	页码 Page
图 11 Fig. 11	变速箱（机械式 其 2）绍兴 Transmission(clutch type Part-2) ShaoXin	1.0t-3.5t JDS 系列机械变速箱 JDS Series Mechanical Gearbox	1-24
图 11-a Fig. 11-a	主轴组件（绍兴） Spindle assy (ShaoXin)	1.0t-3.5t JDS 系列机械变速箱 JDS Series Mechanical Gearbox	1-28
图 12 Fig.12	变速箱（液力式）绍兴 Transmission(tor-con type) ShaoXin	1.0t-3.5t YQX、YQXD 系列液力变速箱 YQX, YQXD Series Hydrodynamic Gearbox	1-30
图 13 Fig.13	液力离合器（液力式）绍兴 Hydraulic clutch(tor-con type) ShaoXin	1.0t-3.5t YQX、YQXD 系列液力变速箱 YQX, YQXD Series Hydrodynamic Gearbox	1-36
图 14 Fig.14	盖、控制阀、微动阀（液力式）绍兴 Cover control valve & inching valve(tor-con type) ShaoXin	1.0t-3.5t YQXD 系列液力变速箱 YQXD Series Hydrodynamic Gearbox	1-38
图 15 Fig.15	盖、控制阀、微动阀（液力式）绍兴 Cover control valve & inching valve(tor-con type) ShaoXin	1.0t-3.5t YQX 系列液力变速箱 YQX Series Hydrodynamic Gearbox	1-41
图 16 Fig.16	减速器和差速器（绍兴） Reduction & differential (ShaoXin)	1.0t-3.5t 全部车型 All models of truck	1-43
图 17 Fig.17	供油泵（液力式）绍兴 Charging pump(tor-con type) ShaoXin	1.0t-3.5t YQX、YQXD 系列液力变速箱 YQX, YQXD Series Hydrodynamic Gearbox	1-47
图 18 Fig.18	变速箱（机械式 其 1）中南 Transmission(clutch type Part-1) ZhongNan	1.0t-3.5t JDS 系列机械变速箱 JDS Series Mechanical Gearbox	1-48
图 19 Fig.19	变速箱（机械式 其 2）中南 Transmission(clutch type Part-2) ZhongNan	1.0t-3.5t JDS 系列机械变速箱 JDS Series Mechanical Gearbox	1-51
图 20 Fig. 20	变速箱（液力式）中南 Transmission(tor-con type) ZhongNan	1.0t-3.5t YQX、YQXD 系列液力变速箱 YQX, YQXD Series Hydrodynamic Gearbox	1-56
图 21 Fig. 21	液力离合器（液力式）中南 Hydraulic clutch(tor-con type) ZhongNan	1.0t-3.5t YQX、YQXD 系列液力变速箱 YQX, YQXD Series Hydrodynamic Gearbox	1-62
图 22 Fig. 22	DCCT5 控制阀（液力式）中南 inching valve(tor-con type) ZhongNan	1.0t-3.5t YQXD 系列液力变速箱 YQXD Series Hydrodynamic Gearbox	1-64
图 23 Fig. 23	盖、控制阀、微动阀（液力式）中南 Cover control valve & inching valve(tor-con type) ZhongNan	1.0t-3.5t YQX 系列液力变速箱 YQX Series Hydrodynamic Gearbox	1-67

序号 Item	名称 Description	适用车型 Serial No.	页码 Page
图 24 Fig.24	减速器和差速器 (中南) Reduction & differential (ZhongNan)	1.0t-3.5t 全部车型 All models of truck	1-70
图 25 Fig.25	供油泵 (液力式) 中南 Charging pump(tor-con type) ZhongNan	1.0t-3.5t YQX、YQXD 系列液力变速箱 YQX, YQXD Series Hydrodynamic Gearbox	1-74

图 1 传动系统
Fig. 1 Driving system

Ⓐ CPC10/15/18N-RG26 Ⓞ CPC10/15/18N-RG26-J Ⓢ CPC10/15/18N-RW10 Ⓚ CPQ10/15/18N-RW7
Ⓚ1 CPQ15/18N-RW7-Y



序号 Item	物料码 Part No.	名称 Description	数量 Qty	备注或适用车型 Remarks or Serial No.
1	N030-110000-000	驱动桥总成 Drive axle assy	1	见图 8 See Fig.8
2	N120-100001-000	纸垫 Gasket	1	<2014-10-15
2	159895	1598H 密封胶 1598H Salant	1	≥2014-10-15
3	G000120-008025-01	销 B8×25 Pin B8×25	1	
4	G000093-000010-00	垫圈 10 Washer 10	17	
5	G005783-010030-00	螺栓 M10×30 Bolt M10×30	17	
6	JDS18-G00	机械变速箱 Mechanical transmission JDS18	1	<2013-01-01 Ⓐ Ⓞ Ⓢ Ⓚ Ⓚ1
6	A150-120000-000	机械变速箱 Mechanical transmission JDS18A	1	≥2013-01-01 Ⓐ Ⓞ Ⓢ Ⓚ Ⓚ1
7	N150-100002-000	纸垫 Gasket	1	
8	N150-120000-000	离合器 Clutch	1	Ⓐ Ⓞ 见图 2 See Fig.2
8	N152-120000-000	离合器 Clutch	1	Ⓢ 见图 2 See Fig.2
8	R836-120000-000	离合器 Clutch	1	Ⓚ Ⓚ1 见图 2 See Fig.2

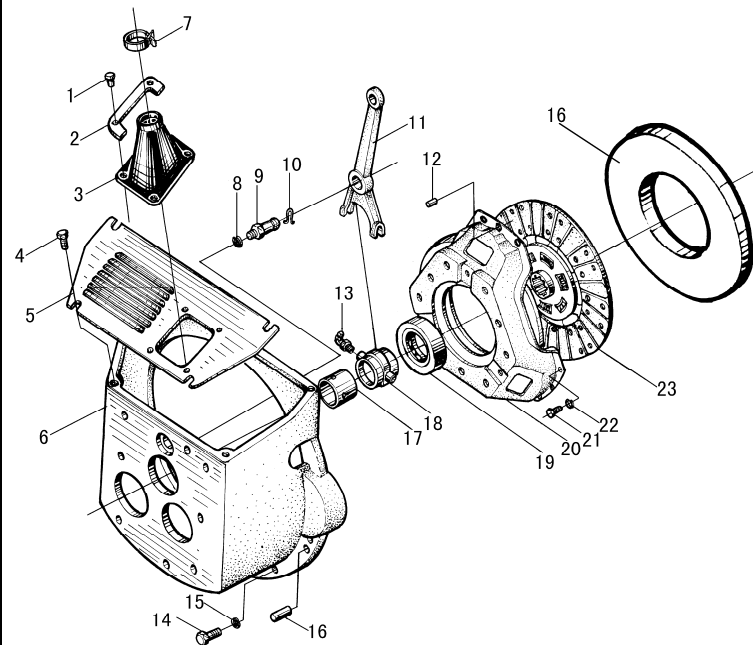
图2 离合器
Fig.2 Clutch

Ⓐ CPC10/15/18N-RG26 Ⓒ CPC10/15/18N-RG26-J Ⓒ CPC10/15/18N-RW10 Ⓓ CPQ10/15/18N-RW7
Ⓓ CPQ15/18N-RW7-Y

序号 Item	物料码 Part No.	名称 Description	数量 Qty	备注或适用车型 Remarks or Serial No.
A1	N150-120000-000	离合器 Clutch	1	Ⓐ Ⓒ
A2	N152-120000-000	离合器 Clutch	1	Ⓒ1
A3	R836-120000-000	离合器 Clutch	1	Ⓓ Ⓓ1
1	N163-610100-W00	扣件 Fastener	4	
2	N150-120005-000	压板 Plate	2	
3	N150-120003-000	防尘罩 Dustproof hood	1	
4	N163-420100-000	螺钉组件 Screw	4	
5	N150-120004-000	离合器盖 Clutch cover	1	
6	N150-120001-000	离合器壳 Clutch housing	1	Ⓐ Ⓒ
6	N152-120001-000	离合器壳 Clutch housing	1	Ⓒ1
6	R836-120001-000	离合器壳 Clutch housing	1	Ⓓ Ⓓ1
7	PKD-100-G00	捆线带 PKD-100 Wire	1	
8	G000093-000012-00	垫圈 12 Washer 12	1	
9	N150-120002-000	分离叉球形支柱 Ball-ended supporting stud, clutch release fork	1	Ⓐ Ⓒ
9	R9217-110001-000			Ⓒ1

图2 离合器
Fig.2 Clutch

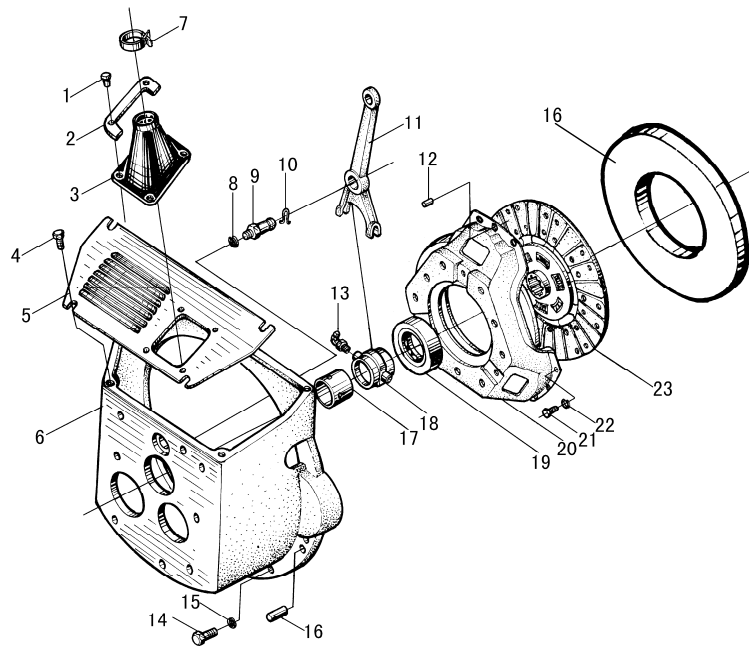
Ⓐ CPC10/15/18N-RG26 Ⓒ CPC10/15/18N-RG26-J Ⓒ CPC10/15/18N-RW10 Ⓐ CPQ10/15/18N-RW7
Ⓐ CPQ15/18N-RW7-Y



序号 Item	物料码 Part No.	名称 Description	数量 Qty	备注或适用车型 Remarks or Serial No.
9	N152-120002-000	分离叉球形支柱 Ball-ended supporting stud, clutch release fork	1	Ⓐ Ⓐ
10	N150-120007-000	挡圈 Snap ring	1	
11	N150-120006-000	分离拨叉 Release fork	1	
12	G00119-000012-00	销 B6×12 Pin B6×12	3	
13	G001153-006000-00	油杯 45°M6 Grease nipple	1	
14	G005783-010035-00	螺栓 M10×35 Bolt M10×35	9	
15	G000093-000010-00	垫圈 10 Washer 10	9	
16	G000120-010035-00	销 10×35 Pin 10×35	2	
A4	N150-121000-000	分离轴承套筒总成 Clutch release collar assy	1	包含/INC:13,17,18
17	N150-121002-000	衬套 Bushing	1	
18	N150-121001-000	分离轴承套筒 Clutch release collar	1	
19	9688211-G00	分离轴承 9688211 Release bearing clutch	1	
20	N150-122000-000	离合器压盘 Clutch pressure plate	1	除Ⓒ外 except Ⓒ
20	30HBG32-121000	离合器压盘 Clutch pressure plate	6	Ⓒ
21	G005783-008025-00	螺栓 M8×25 Bolt M8×25	6	

图2 离合器
Fig.2 Clutch

Ⓐ CPC10/15/18N-RG26 Ⓒ CPC10/15/18N-RG26-J Ⓒ CPC10/15/18N-RW10 Ⓓ CPQ10/15/18N-RW7
Ⓓ CPQ15/18N-RW7-Y



序号 Item	物料码 Part No.	名称 Description	数量 Qty	备注或适用车型 Remarks or Serial No.
22	G000093-000008-00	垫圈 8 Washer 8	1	
23	N150-124000-000	离合器从动盘总成 Clutch pressure plate	1	

图3 传动系统
Fig.3 Driving system

ⓑ CPCD10/15/18N-RG26 ⓓ1 CPCD10/15/18N-RW10 ⓓ CPCD10/15/18N-RW7 ⓓ1 CPQD15/18N-RW7-Y
ⓓ CPCD10/15/18N-RW32

序号 Item	代号 Part No.	名称 Description	数量 Qty	备注或适用车型 Remarks or Serial No.
1	N030-110000-000	驱动桥总成 Drive axle assy	1	见图8 See Fig.8
2	N120-100001-000	纸垫 Gasket	1	<2014-10-15
2	159895	1598H 密封胶 1598H Salant	1	≥2014-10-15
3	G000120-008025-01	销 B8×25 Pin B8×25	1	
4	G000093-000010-00	垫圈 10 Washer 10	11	ⓑ
4	G000093-000010-00	垫圈 10 Washer 10	19	ⓓ ⓓ1
4	G000093-000010-00	垫圈 10 Washer 10	20	ⓓ1 ⓓ
5	G005783-010030-00	螺栓 M10×30 Bolt M10×30	11	
6	YQXD18HA-G00	液力变速箱 Hydraulic transmission box	1	ⓑ
6	YQXD18H1-G00	液力变速箱 Hydraulic transmission box	1	ⓓ ⓓ1
6	YQXD18E-G00	液力变速箱 Hydraulic transmission box	1	ⓓ1 ⓓ
7	G005783-010035-00	螺栓 M10×35 Bolt M10×35	9	ⓑ
7	G005783-010035-00	螺栓 M10×35 Bolt M10×35	8	ⓓ ⓓ1
7	G005786-010035-00	螺栓 M10×1.25×35 Bolt M10×1.25×35	9	ⓓ1 ⓓ
8	G000093-000008-00	垫圈 8 Washer 8	12	

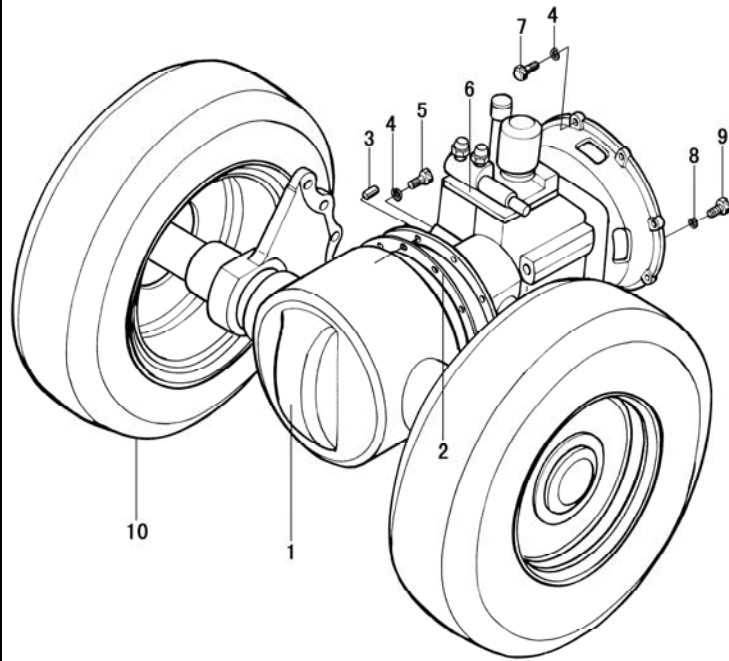


图 3 传动系统
Fig. 3 Driving system

Ⓑ CPCD10/15/18N-RG26 Ⓞ CPCD10/15/18N-RW10 Ⓛ CPQD10/15/18N-RW7 Ⓛ1 CPQD15/18N-RW7-Y
Ⓜ CPCD10/15/18N-RW32

序号 Item	代号 Part No.	名称 Description	数量 Qty	备注或适用车型 Remarks or Serial No.
9	G005783-008020-00	螺栓 M8×20 Bolt M8×20	12	
10	N163-221000-000	前轮总成,单轮 Wheel assy,Single	2	见图 5 See Fig.5
10	R840-112000-000	外前轮总成,双轮 Outer wheel assy,Double	2	见图 6 See Fig.6
10	R840-111000-500	内前轮总成,双轮 Inner wheel assy,Double	2	见图 6 See Fig.6

图4 传动系统
Fig. 4 Driving system

Ⓕ CPQD10/15/18N-RW21 Ⓞ CPQD15/18N-RW51-Y Ⓞ CPQD15/18N-RW21-Y

序号 Item	代号 Part No.	名称 Description	数量 Qty	备注或适用车型 Remarks or Serial No.
1	N030-110000-000	驱动桥总成 Drive axle assy	1	见图 8 See Fig.8
2	N120-100001-000	纸垫 Gasket	1	<2014-10-15
2	159895	1598H 密封胶 1598H Salant	1	≥2014-10-15
3	G000120-008030-01	销 B8×30 Pin B8×30	1	
4	G000093-000010-00	垫圈 10 Washer 10	18	
5	G005783-010030-00	螺栓 M10×30 Bolt M10×30	10	
6	YQXD18E-G00	液力变速箱 Hydraulic transmission	1	
7	G005782-010045-00	螺栓 M10×45 Bolt M10×45	6	
8	G005785-010035-00	螺栓 M10×1.25×35 Bolt M10×1.25×35	2	
9	G006170-000010-00	螺母 M10 Nut M10	6	
10	G000093-000008-00	垫圈 8 Washer 8	12	
11	G005783-008020-00	螺栓 M8×20 Bolt M8×20	12	
12	N163-221000-000	前轮总成,单轮 Wheel assy,Single	2	见图 5 See Fig.5
12	R840-112000-000	外前轮总成,双轮 Outer wheel assy,Double	2	见图 6 See Fig.6
12	R840-111000-500	内前轮总成,双轮 Inner wheel assy,Double	2	见图 6 See Fig.6

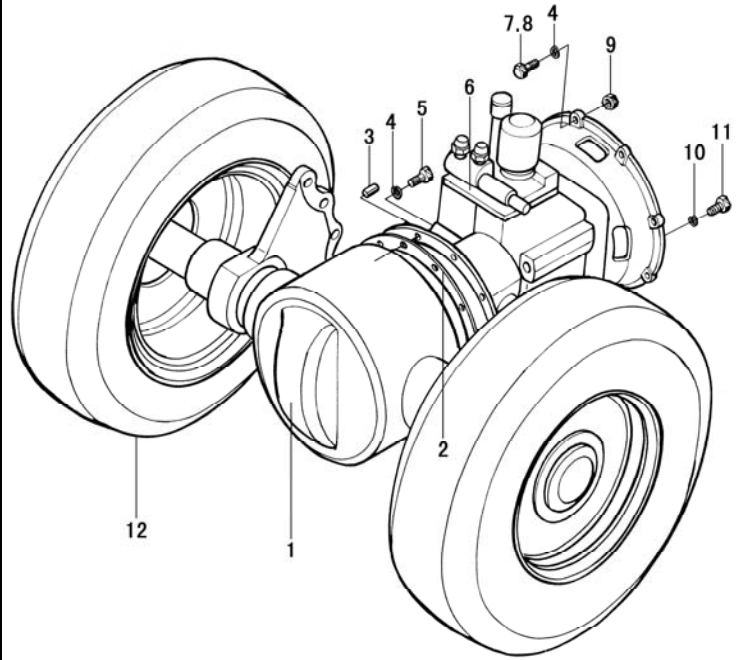


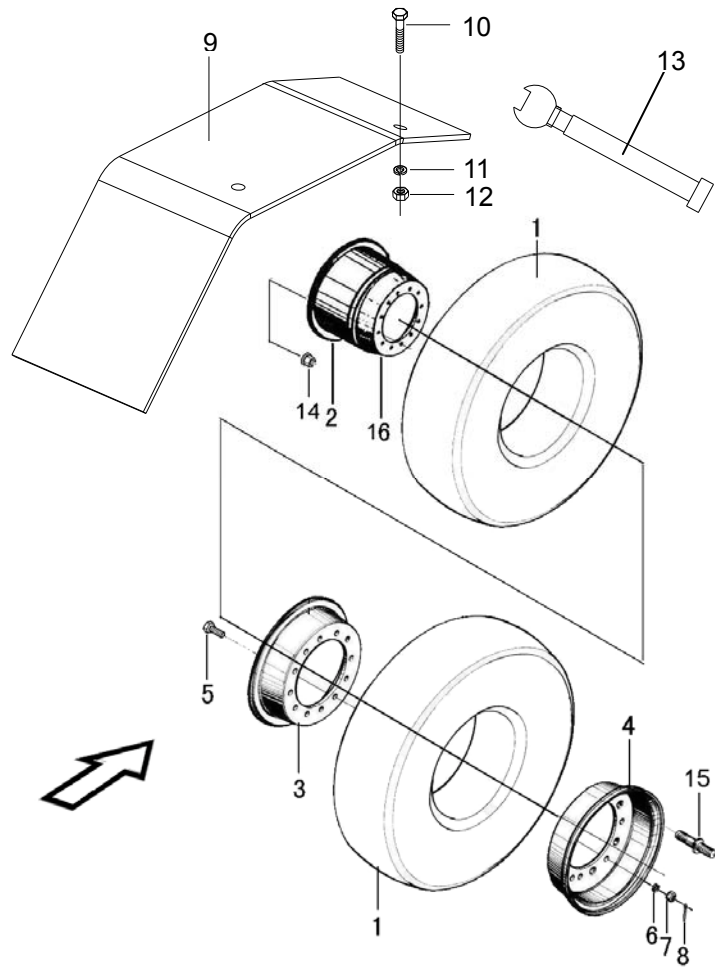
图 5 前轮 (单轮)
Fig. 5 Front wheel (Single tyre)

1.0t-1.8t
全部车型/All models of truck

序号 Item	物料码 Part NO.	名称 Description	数量 Qty	备注或适用车型 Remarks Or Serial No.
A1	MB300-221000-000	前轮总成(单轮) Front wheel assy	2	INC:1-7 实心轮胎 Solid Tyre
A1	N163-221000-000	前轮总成(单轮) Front wheel assy	2	INC.1-7 充气轮胎 Inflated tyre
1	GT10823-006P510-00	实心轮胎 6.50-10 Solid tyre 6.50-10	2	实心轮胎 Solid Tyre
1	GT02982-006P51010-00	充气轮胎 6.50-10-10PR Inflated tyre	2	充气轮胎 Inflated tyre
2	N163-221002-000	内轮辋 Wheel rim,Inner	2	黑色 Black 序号 2、3 配对购买 Item 2,3, Paired provide
3	N163-221001-000	外轮辋 Wheel rim,Outer	2	
4	3E-211003-000	螺栓 Bolt	12	N163-221005-000
5	G000093-000012-00	垫圈 12 Washer 12	12	
6	G009457-000012-01	螺母 M12×1.5 Nut M12×1.5	12	
7	G000091-3P2022-00	销 3.2×22 Pin 3.2×22	12	
8	N163-220010-000	球形螺母 Nut	12	
9	GT10823-006P510-02	无痕轮胎 6.50-10 Non-trace tyre 6.50-10	2	选配 Optional 实心轮胎 Solid Tyre
10	N030-110013-000	轮毂螺栓 Bolt, Hub	12	单轮 Single tyre

图6 前轮(双轮)
Fig.6 Front wheel (Double tyre)

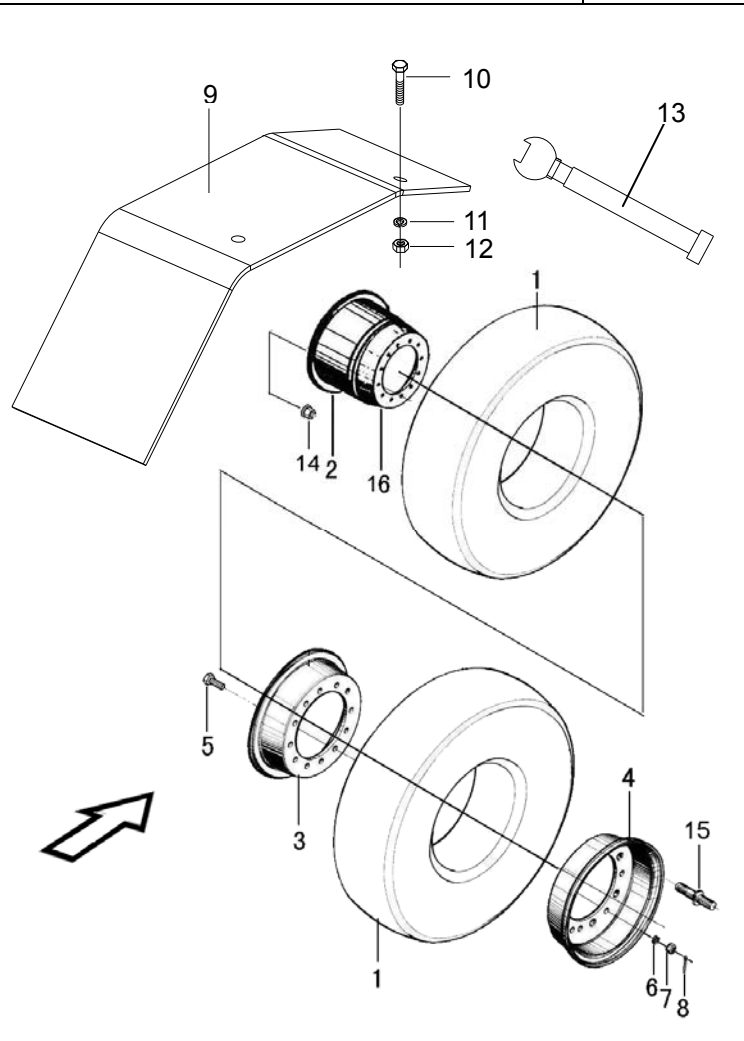
1.0t-1.8t
全部车型/All models of truck



序号 Item	物料码 Part No.	名称 Description	数量 Qty	备注或适用车型 Remarks Or Serial No.
A1	MB150-111000-500	内前轮总成(双轮) Inner front wheel assy(double)	2	INC:1,3-8 实心轮胎 Solid Tyre
A2	MB150-112000-500	外前轮总成(双轮) Out front wheel assy(double)	2	INC:1,2 实心轮胎 Solid Tyre
A1	R840-111000-500	内前轮总成(双轮) Inner front wheel assy(double)	2	INC:1,3-8 充气轮胎 Inflated tyre
A2	R840-112000-500	外前轮总成(双轮) Outer front wheel assy(double)	2	INC:1,2 充气轮胎 Inflated tyre
1	GT10823-006P510-00	轮胎 6.50-10 Tyre 6.50-10	4	实心轮胎 Solid Tyre
1	GT02982-006P51010-00	轮胎 6.50-10-10PR Tyre 6.50-10-10PR	4	充气轮胎 Inflated tyre
2	R840-112100-500	轮辋总成 Rim-assy	2	黑色 Black
3	N163-221001-000	外轮辋 Wheel rim,Outer	2	黑色 Black
4	R840-111001-500	内轮辋 Wheel rim,Inner	2	序号 3、4 一起提供 NO.3、4, Paired provide
5	3E-211003-000	螺栓 Bolt	12	
6	G000093-000012-00	垫圈 12 Washer 12	12	
7	G009457-000012-01	螺母 M12×1.5 Nut M12×1.5	12	
8	G000091-3P2022-00	销 3.2×22 Pin 3.2×22	12	
9	R840-110004-500	左挡泥板 Left fender	1	
9	R840-110005-500	右挡泥板 Right fender	1	

图6 前轮（双轮）
Fig. 6 Front wheel (Double tyre)

1.0t-1.8t
全部车型/All models of truck



序号 Item	物料码 Part No.	名称 Description	数量 Qty	备注或适用车型 Remarks Or Serial No.
10	G005783-012045-00	螺栓 M12×45 Bolt M12×45	4	
11	G000093-000012-00	垫圈 12 Washer 12	4	
12	G006170-000012-00	螺母 M12 Nut M12	4	
13	50CDA-210001	气门接长管 Extension tube	2	
14	N163-220010-000	球形螺母 Nut	12	
15	R840-110001-500	轮毂螺栓 Bolt, Hub	12	双轮 Double tyre
16	R840-110002-500	隔套 Ring	2	

图7 冷却油管总成
Fig. 7 Cooling oil pipe assy

Ⓑ CPCD10/15/18N-RG26 Ⓛ1 CPCD10/15/18N-RW10 Ⓛ1 CPQD10/15/18N-RW21 Ⓛ CPQD10/15/18N-RW7
Ⓛ1 CPQD15/18N-RW7-Y Ⓛ1 CPCD10/15/18N-RW32 Ⓛ CPQD15/18N-RW51-Y Ⓛ1 CPQD15/18N-RW21-Y

序号 Item	代号 Part No.	名称 Description	数量 Qty	备注或适用车型 Remarks or Serial No.
A1	N040-110000-000	冷却油管总成 Oil cooling pipe assy	1	Ⓑ Ⓛ1 Ⓛ Ⓛ1 Ⓛ Ⓛ1
A2	R841-110000-000	冷却油管总成 Oil cooling pipe assy	1	Ⓛ1 Ⓛ1
1	N040-110001-000	螺栓 Bolt	2	
2	J000982-000014-00	垫圈 14 Washer 14	4	
3	Q672-23-G00	双钢丝式环箍 23 Clamp 23	4	
4	N040-110100-000	回油管接头 Connector	2	
5	N040-110002-W00	胶管 L=1300 Rubber pipe, L=1300	1	Ⓑ Ⓛ1 Ⓛ Ⓛ1 Ⓛ Ⓛ1
6	N040-110002-W00	胶管 L=1300 Rubber pipe, L=1300	1	Ⓑ Ⓛ1 Ⓛ Ⓛ1 Ⓛ Ⓛ1
7	G005783-008012-00	螺栓 M8×12 Bolt M8×12	2	Ⓑ Ⓛ1 Ⓛ Ⓛ1 Ⓛ Ⓛ1
7	G005783-008012-00	螺栓 M8×12 Bolt M8×12	4	Ⓛ1 Ⓛ1
8	G000093-000008-00	垫圈 8 Washer 8	2	Ⓑ Ⓛ1 Ⓛ Ⓛ1 Ⓛ Ⓛ1
8	G000093-000008-00	垫圈 8 Washer 8	4	Ⓛ1 Ⓛ1
9	N160-110002-000	抱箍 Clamp	2	Ⓑ Ⓛ1 Ⓛ Ⓛ1 Ⓛ Ⓛ1
9	N160-110002-000	抱箍 Clamp	4	Ⓛ1 Ⓛ1
10	N041-110002-W00	胶管 L=2100 Rubber pipe, L=2100	1	Ⓛ1 Ⓛ1

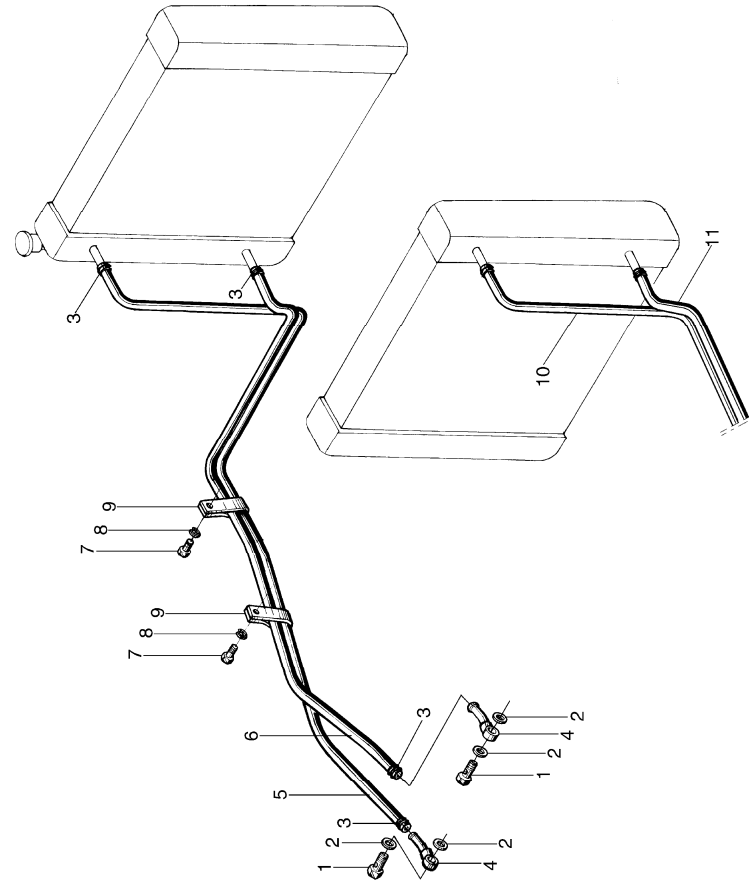


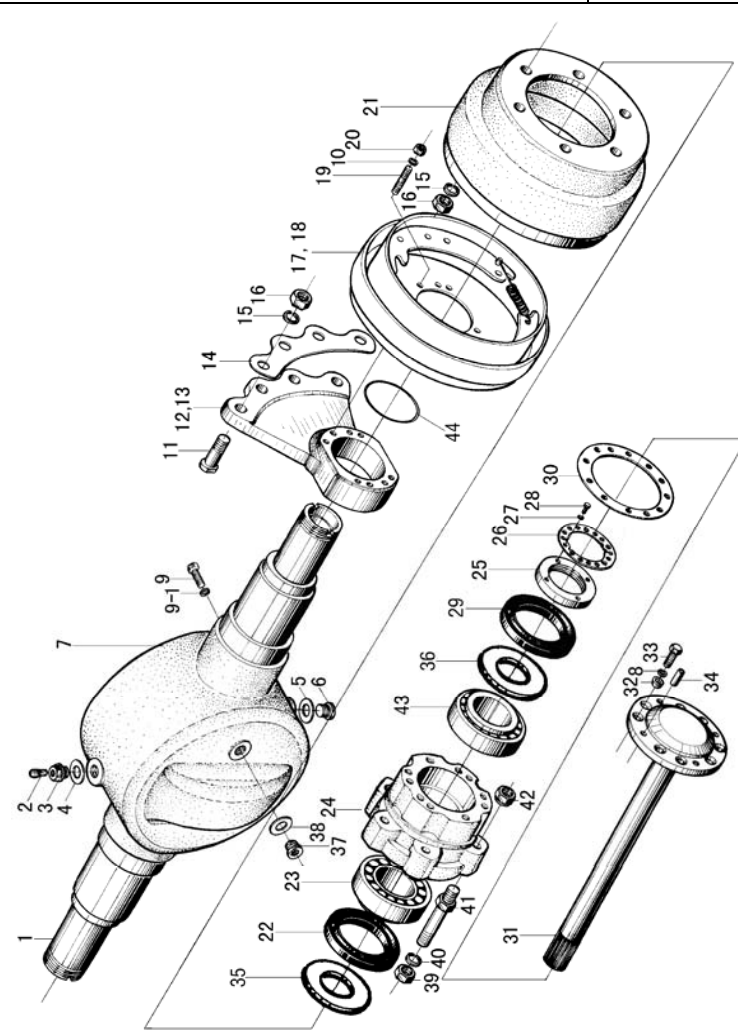
图7 冷却油管总成
Fig. 7 Cooling oil pipe assy

ⓑ CPCD10/15/18N-RG26 ⓓ① CPCD10/15/18N-RW10 ⓕ① CPQD10/15/18N-RW21 ⓓ CPQD10/15/18N-RW7
ⓓ① CPQD15/18N-RW7-Y ⓓⓂ CPCD10/15/18N-RW32 ⓐ CPQD15/18N-RW51-Y ⓐ① CPQD15/18N-RW21-Y

序号 Item	代号 Part No.	名称 Description	数量 Qty	备注或适用车型 Remarks or Serial No.
11	N041-110003-W00	胶管 L=1800 Rubber pipe,L=1800	1	ⓓ① ⓓⓂ

图 8 驱动桥总成
Fig. 8 Drive axle assy

全部车型
All models of truck



序号 Item	代号 Part No.	名称 Description	数量 Qty	备注或适用车型 Remarks or Serial No.
A1	N030-114000-000	桥体 Axle	1	INC:1,7,9,9-1
1	N030-114002-000	套管 Plug	2	不单独提供 Do not supply separately
2	Q903-Z1/8-G00	通气塞 Z 1/8 Vented plug	1	<2013-10-01
3	N163-110017-000	螺塞 Plug	1	
2	XB450-115000-000	呼吸器 Vented plug	1	前期用户, Early users 可两件一起更换 Can replacement two together ≥2013-10-01
3	RC250-110004-000	内六角螺塞 Plug	1	
4	J000982-000022-00	垫圈 22 Washer 22	1	
5	J000982-000020-00	垫圈 20 Washer 20	1	
6	N163-110016-000	螺塞 Plug	1	
7	N030-114001-000	桥壳 Axle housing	1	不单独提供 Do not supply separately
8	G007244-000010-00	垫圈 10 Washer 10	16	
9	G005783-012035-00	螺栓 M10×35 Bolt M10×35	2	
9-1	G000093-000010-00	垫圈 10 Washer 10	2	
10	G000093-000012-00	垫圈 12 Washer 12	12	
11	N030-110004-000	连接螺栓 Bolt	8	

图 8 驱动桥总成
Fig. 8 Drive axle assy

全部车型
All models of truck

序号 Item	代号 Part No.	名称 Description	数量 Qty	备注或适用车型 Remarks or Serial No.
12	N030-110001-000	左支撑板 Plate	1	
13	N030-110002-000	右支撑板 Plate	1	
14	N030-110003-000	垫板 Plate	1	
15	G000093-000018-00	垫圈 18 Washer 18	8	
16	G006171-000018-02	螺母 M18×1.5 Nut M18×1.5	8	
17	N030-111000-G00	左制动器 Left brake	1	
18	N030-112000-G00	右制动器 Right brake	1	
19	N030-110005-000	螺柱 Stud	12	≤2011-11
19	N030-110014-000	螺栓 Bolt	12	≥2011-11
20	G006171-000012-02	螺母 M12×1.5 Nut M12×1.5	12	
21	N030-110006-000	制动鼓 Brake drum	2	
22	HG40692-075010512-01	油封 SD75×105×12 Oil seal	2	
23	GT00276-0033112-00	轴承 33112 Bearing	2	
24	N030-110007-000	轮毂 Hub	2	
25	N030-110010-000	锁紧螺母 Lock nut	2	

图 8 驱动桥总成
Fig. 8 Drive axle assy

全部车型
All models of truck

序号 Item	代号 Part No.	名称 Description	数量 Qty	备注或适用车型 Remarks or Serial No.
26	N030-110011-000	锁紧片 Locking shim	2	
27	G000093-000006-00	垫圈 6 Washer 6	4	
28	G005783-006012-00	螺栓 M6×12 Bolt M6×12	4	
29	N030-110015-000	油封 Oil seal	2	
30	N030-110009-000	纸垫 Gasket	2	
31	N030-110012-000	半轴 Half shaft	2	
32	N030-110016-000	压紧衬套 Clamp split-ring	16	
33	N030-110008-000	螺栓 Bolt	16	
34	G000119-010030-00	销 10×30 Pin 10×30	4	
35	N030-110017-000	挡块 Snap block	2	≤2011-11
36	N030-110018-000	挡块 Snap block	2	≤2011-11
37	J001000-0161P5-00	螺塞 M16×1.5 Plug M16×1.5	1	
38	J000982-000016-00	垫圈 16 Washer 16	1	
39	G006171-000016-02	螺母 M16×1.5 Nut M16×1.5	12	
40	G000093-000016-00	垫圈 16 Washer 16	12	

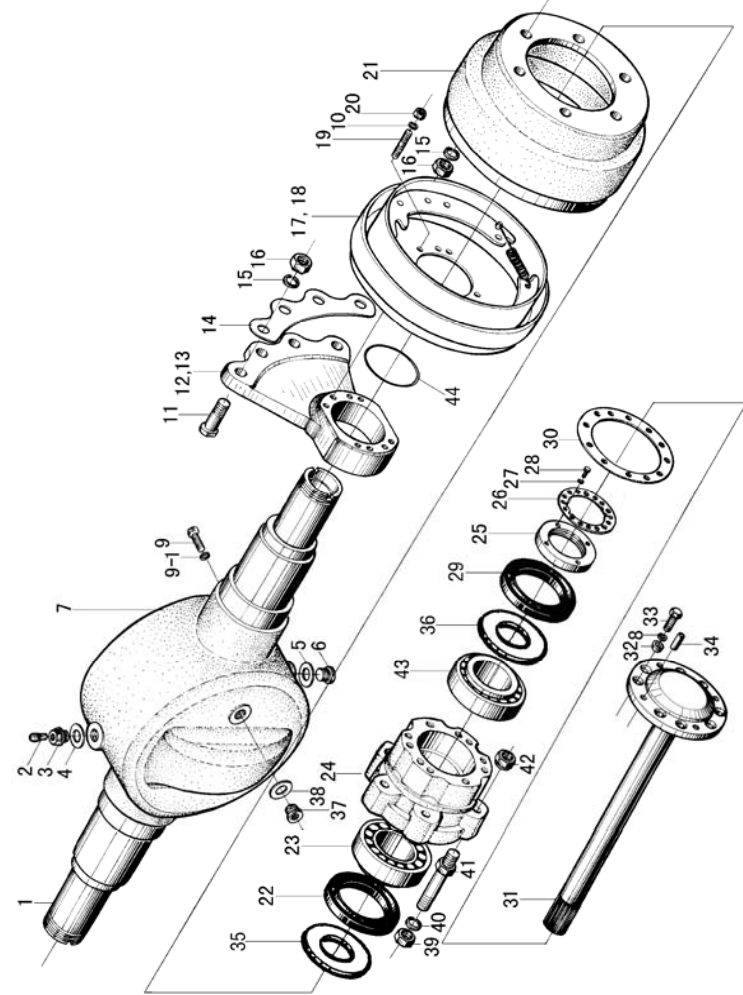
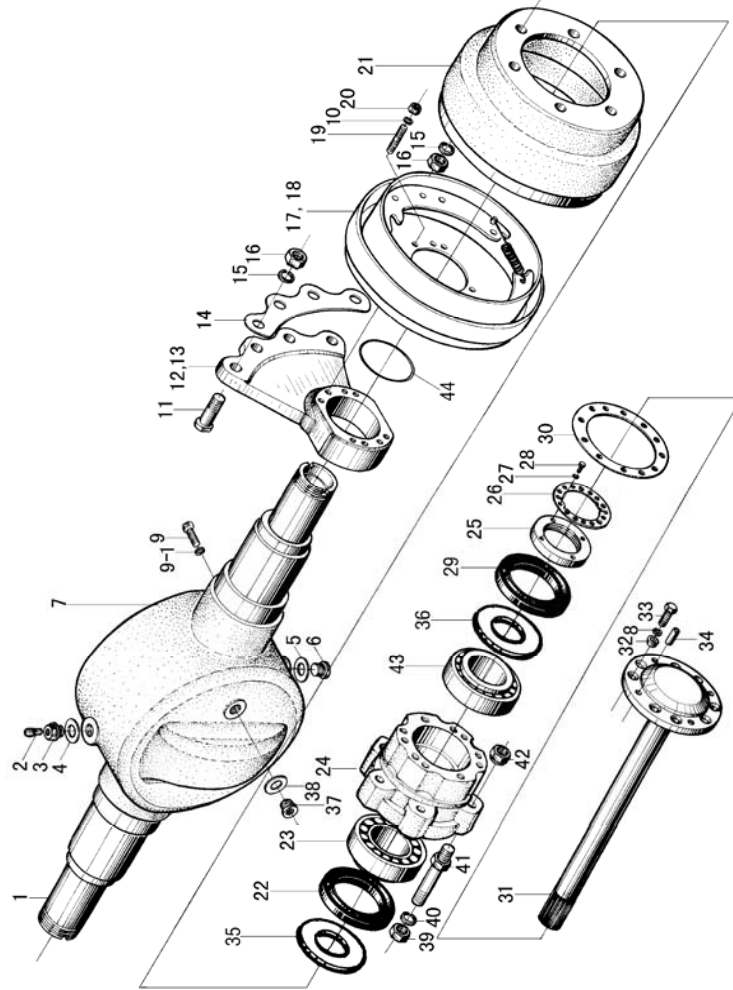


图 8 驱动桥总成
Fig. 8 Drive axle assy

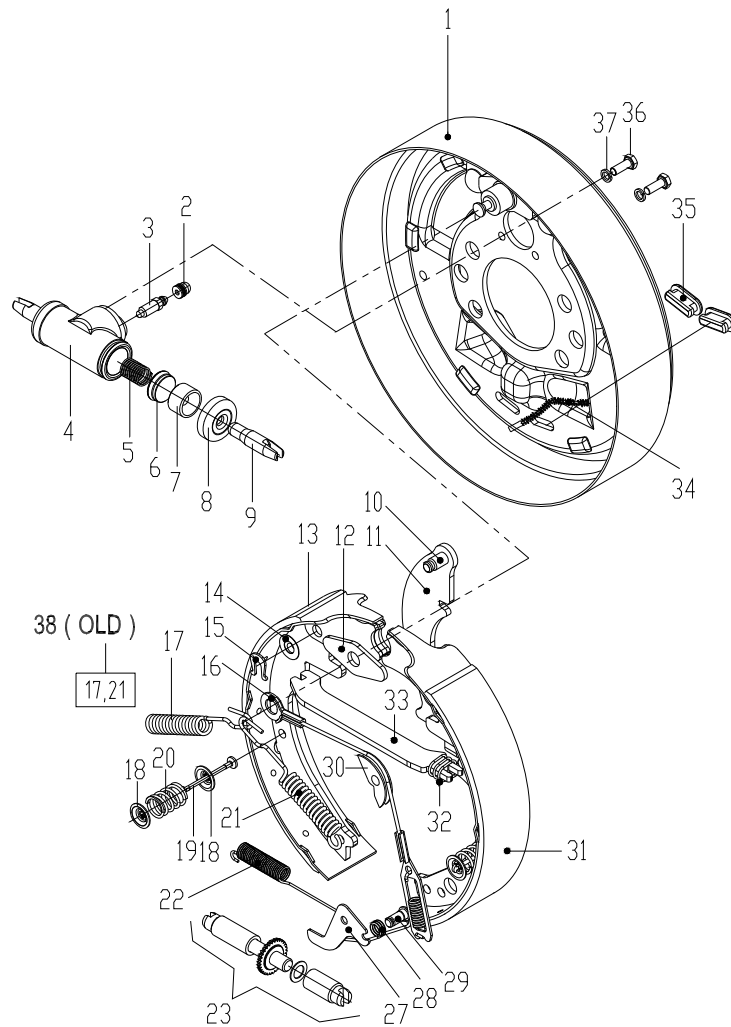
全部车型
All models of truck



序号 Item	代号 Part No.	名称 Description	数量 Qty	备注或适用车型 Remarks or Serial No.
41	N030-110013-000	轮毂螺栓 Bolt	12	单轮 Single tyre
41	R840-110001-500	轮毂螺栓 Bolt	12	双轮 Double tyre
42	N163-220010-000	球面螺母 Nut	12	
43	GT00276-0033112-00	轴承 33112 Bearing	2	
44	G001235-007503P1-00	O 型密封圈 75×3.1 O-ring 75×3.1	2	

图9 制动器总成
Fig.9 Brake assy

1.0t-1.8t 全部车型
1.0t-1.8t All models of truck



序号 Item	代号 Part No.	名称 Description	数量 Qty	备注或适用车型 Remarks or Serial No.
A1	N030-111000-G00	左制动器总成 Brake assy,LH	1	<2015-01-01
A2	N030-112000-G00	右制动器总成 Brake assy,RH	1	<2015-01-01
A1	N030-111000-G01	左制动器总成 Brake assy,LH	1	≥2015-01-01
A2	N030-112000-G01	右制动器总成 Brake assy,RH	1	≥2015-01-01
1	21233-70010G-L	左制动器底板总成 Brake plate assy,LH	2	左 Left
1	21233-70010G-R	右制动器底板总成 Brake plate assy,RH	2	右 Right
A3	21233-70080G	制动分泵总成 Cylinder assy	2	包含/INC:2-9
2	NO PART NO.	分泵放气螺钉帽 Cap bleader	2	
3	NO PART NO.	分泵放气螺钉 Screw,Bleader	2	
4	NO PART NO.	制动分泵缸 Cylinder	2	
5	NO PART NO.	分泵弹簧 Spring	2	
6	21233-70110G	分泵皮碗 Cup	4	
7	NO PART NO.	分泵活塞 Piston	4	
8	21233-70130G	制动分泵护罩 Boots	4	
9	NO PART NO.	分泵活塞顶杆 Link,Connending	4	

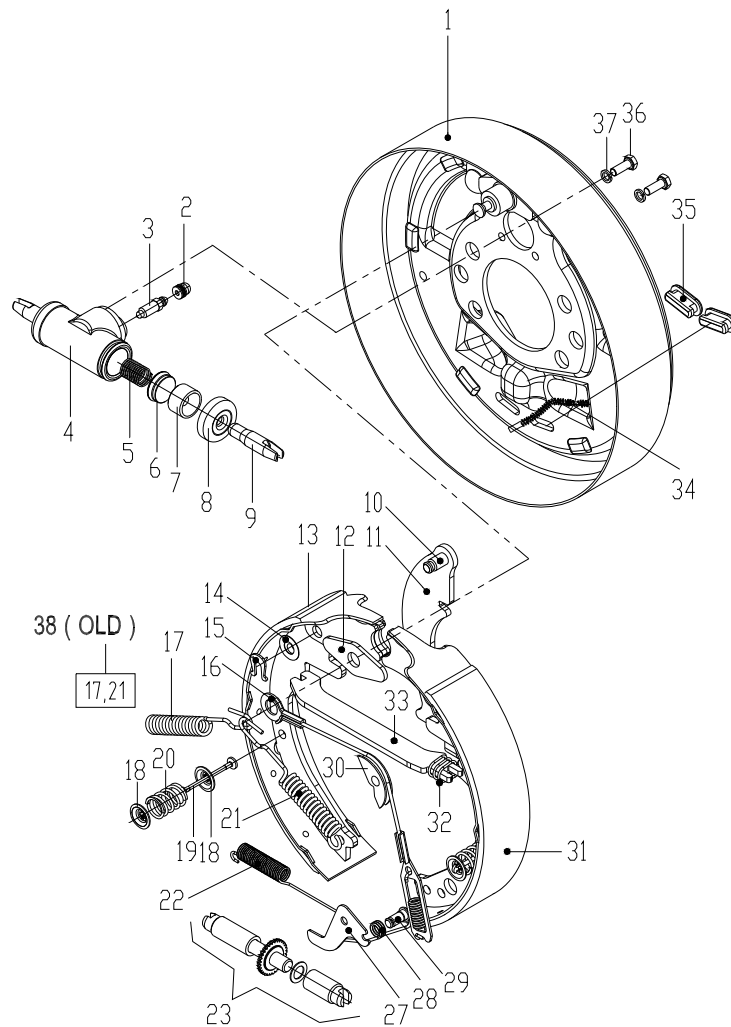
图9 制动器总成
Fig.9 Brake assy

1.0t-1.8t 全部车型
1.0t-1.8t All models of truck

序号 Item	代号 Part No.	名称 Description	数量 Qty	备注或适用车型 Remarks or Serial No.
10	21233-70400G	拉杆销 Pin	2	
11	21233-70370G-L	左手制动拉杆 Brake lever,LH	1	左 Left
11	21233-70370G-R	右手制动拉杆 Brake lever,RH	1	右 Right
12	21233-70410G	导向板 Plate,Shoe guide	2	
13	21233-70150G	制动蹄带摩擦片总成 Brake shoe	2	左右相同 Left & right same
14	24433-70160G	弹性垫片 Elastic gasket	2	
15	24433-70170G	杆销挡圈 Retainer	2	
16	21233-70260G	弹簧拉线装置 Spring&fitting assy	2	<2015-01-01
16	21233-70260G-G	弹簧拉线装置 Spring&fitting assy	2	≥2015-01-01
17	21233-70320G-L	左前制动蹄回位弹簧 Spring shoe, Left Front	1	左 Left ≥2015-01-01
17	21233-70320G-R	右前制动蹄回位弹簧 Spring shoe, Right front	1	右 Right ≥2015-01-01
18	21233-70430G	压簧座 Cup,Shoe hold hown	8	
19	21233-70420G	压簧拉杆 Pin,Shoe hold down	4	
20	21233-70440G	压簧 Spring,Shoe hold down	4	
21	21233-70320G-GL	左后制动蹄回位弹簧 Spring shoe, Rear left	1	左 Left ≥2015-01-01

图9 制动器总成
Fig.9 Brake assy

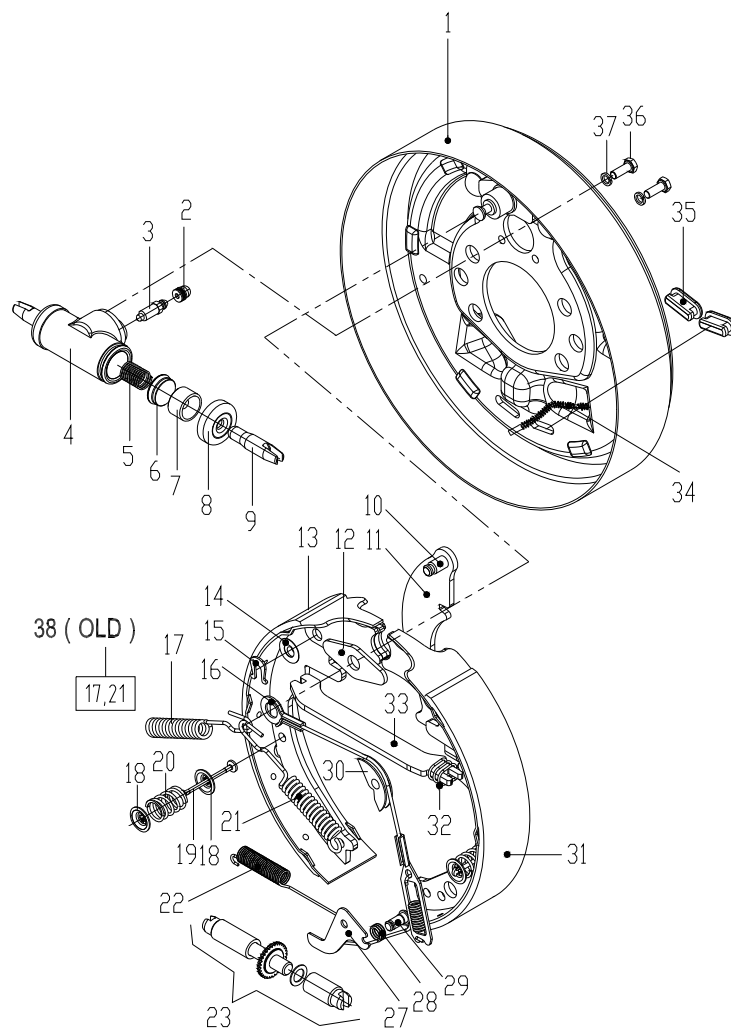
1.0t-1.8t 全部车型
1.0t-1.8t All models of truck



序号 Item	代号 Part No.	名称 Description	数量 Qty	备注或适用车型 Remarks or Serial No.
21	21233-70320G-GR	右后制动蹄回位弹簧 Spring shoe, Rear Right	1	右 Right ≥2015-01-01
22	21233-70350G	回位弹簧 Spring	2	
23	21233-70210G-L	左间隙调整器总成 Adjuster,LH	1	左旋 Left threads
23	21233-70210G-R	右间隙调整器总成 Adjuster,RH	1	右旋 Right threads
27	21233-70340G	棘爪 Lever	2	
28	21233-70360G-L	扭簧 Spring	1	左 Left
28	21233-70360G-R	扭簧 Spring	1	右 Right
29	21233-70310G	扭簧销 Spring Pin	2	
30	21233-70330G	导向块 Guide,cable	2	<2015-01-01
30	21233-70330G-G	导向块 Guide,cable	2	≥2015-01-01
31	21233-70150G	制动蹄带摩擦片总成 Brake shoe	2	<2015-01-01,左右相同 Left & right same
31	21233-70150G-L	左制动蹄带摩擦片及挂簧销总成 Brake shoe,LH	1	左 Left ≥2015-01-01
31	21233-70150G-R	右制动蹄带摩擦片及挂簧销总成 Brake shoe,RH	1	右 Right ≥2015-01-01
32	21233-70390G	推杆弹簧 Spring, push rod	2	

图9 制动器总成
Fig.9 Brake assy

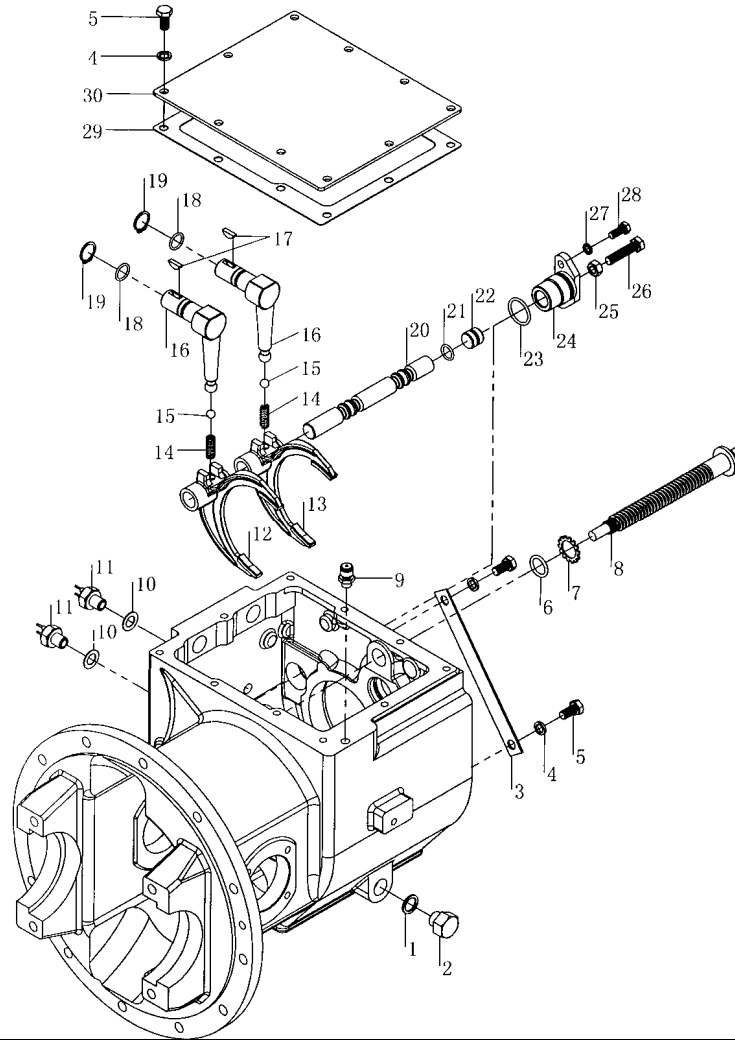
1.0t-1.8t 全部车型
1.0t-1.8t All models of truck



序号 Item	代号 Part No.	名称 Description	数量 Qty	备注或适用车型 Remarks or Serial No.
33	21233-70380G	手制动推杆 Strut	2	<2015-01-01
33	21233-70380G-G	手制动推杆 Push rod, Hand brake	2	≥2015-01-01
34	N030-111200-000	左制动钢索总成 Cable,Control,LH	1	左 Left
34	N030-112200-000	右制动钢索总成 Cable,Control,RH	1	右 Right
35	21233-70450G	胶堵 Plug,Rubber	4	
36	GB21-76-M6×16	螺栓 M6×16 Bolt M6×16	4	
37	GB93-76-6	垫圈 6 Washer 6	4	
38	21233-70320G	制动蹄回位弹簧 Spring shoe	4	<2015-01-01

图 10 变速器(机械式 其 1) 绍兴 ShaoXin
Fig. 10 Transmission(clutch type part-1)

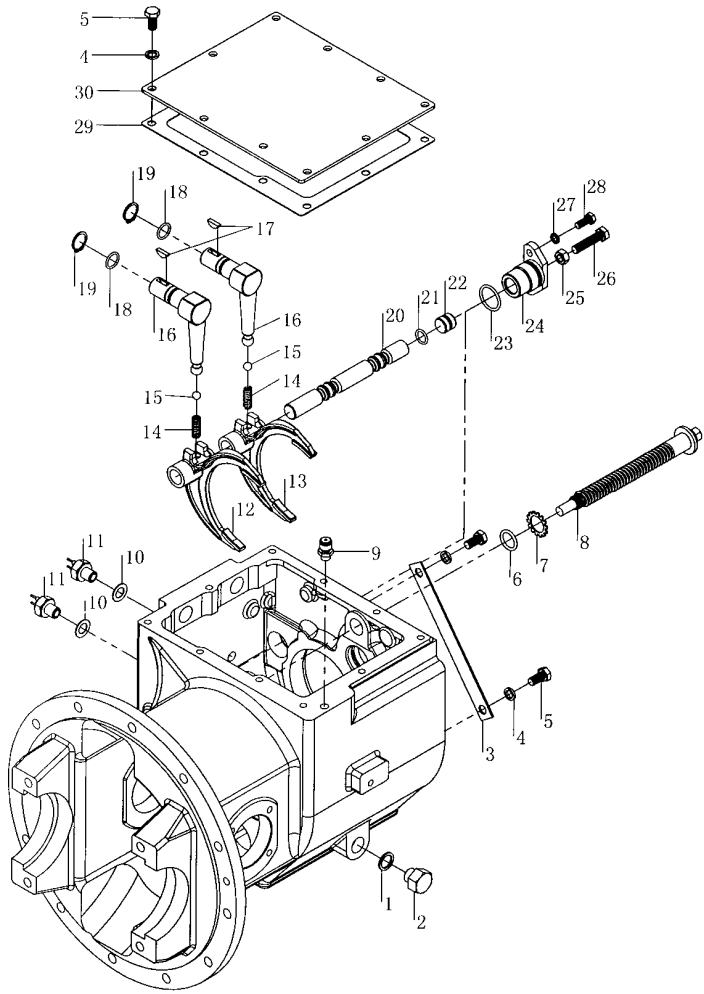
1.0t-3.5t
JDS 系列机械变速箱 JDS Series Mechanical Gearbox



序号 Item	物料码 Part No.	名称 Description	数量 Qty	备注或适用车型 Remarks or Serial No.
1	Q20-03-18×24×2	密封垫圈 18×24×2 Washer 18×24×2	1	
2	JB/ZQ4447-86 R1/2	螺塞 Plug	1	<2013-01-01
2	JDS30-0046	螺塞 M18×1.5 Plug M18×1.5	1	≥2013-01-01
3	JDS30-0042	挡板 Plate	1	≥2013-01-01
4	GB93-87-10	弹簧垫圈 10 Washer lock 10	12	
5	GB5783-86-M10×20	螺栓 M10×20 Bolt M10×20	12	
6	GB1235-76-28×3.5	O 形密封圈 28×3.5 O-ring	1	
7	JDS30-0017	外齿弹性垫圈 Washer	1	
8	JDS30-0010	滑动螺杆 Bolt,slide	1	
9	JDS30-0001	塞体 Air breather	1	<2013-01-01
9	JDS30-0002	盖 Cover	1	<2013-01-01
9	Q903-Z“1/8”—27	钢球通气塞 Z“1/8”—27 Air breather	1	≥2013-01-01
10	14×24×2 Q/301B202-86	密封圈 14×24×2 Seal ring	1	<2013-01-01
10	14×24×1 Q/301B202-86	密封圈 14×24×1 Seal ring 14×24×1	2	≥2013-01-01
11	JK208	倒车灯开关 Switch,back-lamp	1	<2013-01-01

图 10 变速器(机械式 其 1) 绍兴 ShaoXin
Fig. 10 Transmission(clutch type part-1)

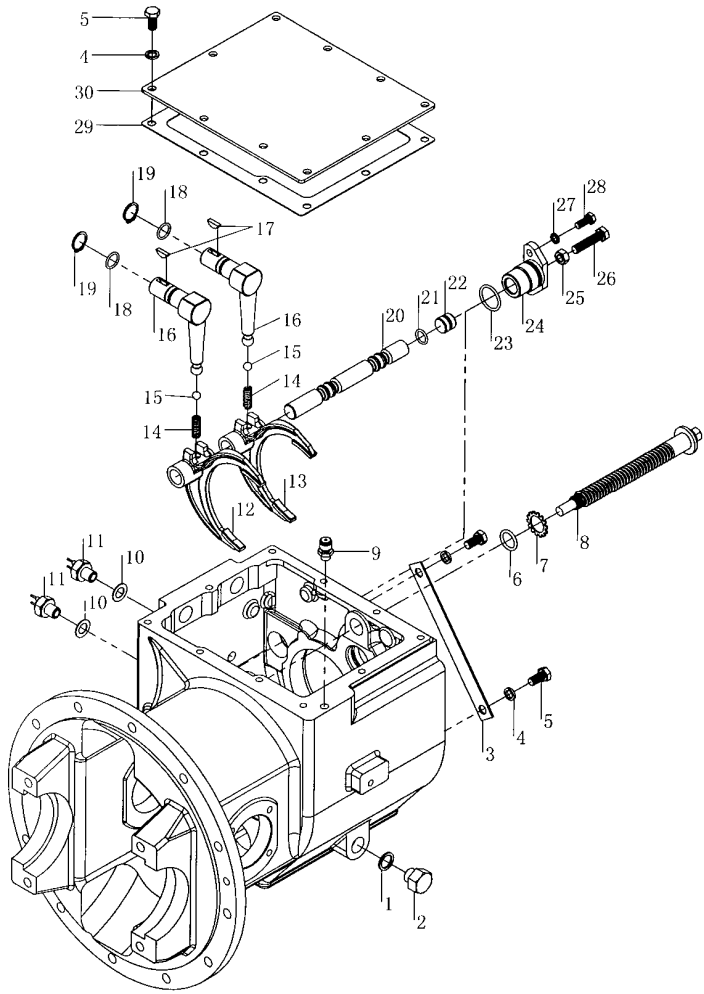
1.0t-3.5t
JDS 系列机械变速箱 JDS Series Mechanical Gearbox



序号 Item	物料码 Part No.	名称 Description	数量 Qty	备注或适用车型 Remarks or Serial No.
11	JK611T	倒车灯开关 Switch,back-lamp	2	≥2013-01-01
12	JDS30-0003	拨叉 Fork,shift	1	<2013-01-01
12	JDS30IIL-0003	拨叉 Fork,shift	1	≥2013-01-01
13	JDS30-0003	拨叉 Fork,shift	1	
14	JDS30-0004	弹簧 Spring	2	
15	GB308-89-10.000G200b	钢球 10.0000 G2006 Ball,steel	2	
16	JDS30-0006	传动杆 Lever,shift	2	
17	GB1099-79-5×19	半圆键 5×19 Key,woodruf 5×19	2	
18	GB1235-76-22×2.4	O 形圈 22×2.4 O-ring 22×2.4	2	
19	GB894.1-86-22	轴用弹性挡圈 22 Snap ring 22	2	
20	JDS30-0005	换挡杆 Rod,shift	1	
21	GB1235-76-20×2.4	O 形圈 20×2.4 O-ring 20×2.4	1	<2013-01-01
21	GB1235-76-20×2.5	O 形密封圈 20×2.5 O-ring 20×2.5	1	≥2013-01-01
22	JDS30-0043	塞 Plug	1	
23	GB1235-76-35×3.1	O 形密封圈 35×3.1 O-ring 35×3.1	1	

图 10 变速器(机械式 其 1) 绍兴 ShaoXin
 Fig. 10 Transmission(clutch type part-1)

1.0t-3.5t
 JDS 系列机械变速箱 JDS Series Mechanical Gearbox



序号 Item	物料码 Part No.	名称 Description	数量 Qty	备注或适用车型 Remarks or Serial No.
24	JDS30-0041	轴臂 Supporter,arm shaft	1	
25	GB6170-86-M10	螺母 M10 Nut M10	1	
26	GB5783-86-M10×45	螺栓 M10×45 Bolt M10×45	1	
27	GB93-87-8	弹簧垫圈 8 Washer lock 8	2	
28	GB5783-86-M8×20	螺栓 M8×20 Bolt M8×20	2	
29	JDS30-0008	箱盖垫片 Gasket,case cover	1	
30	JDS30-0007	箱盖 Cover,case	1	

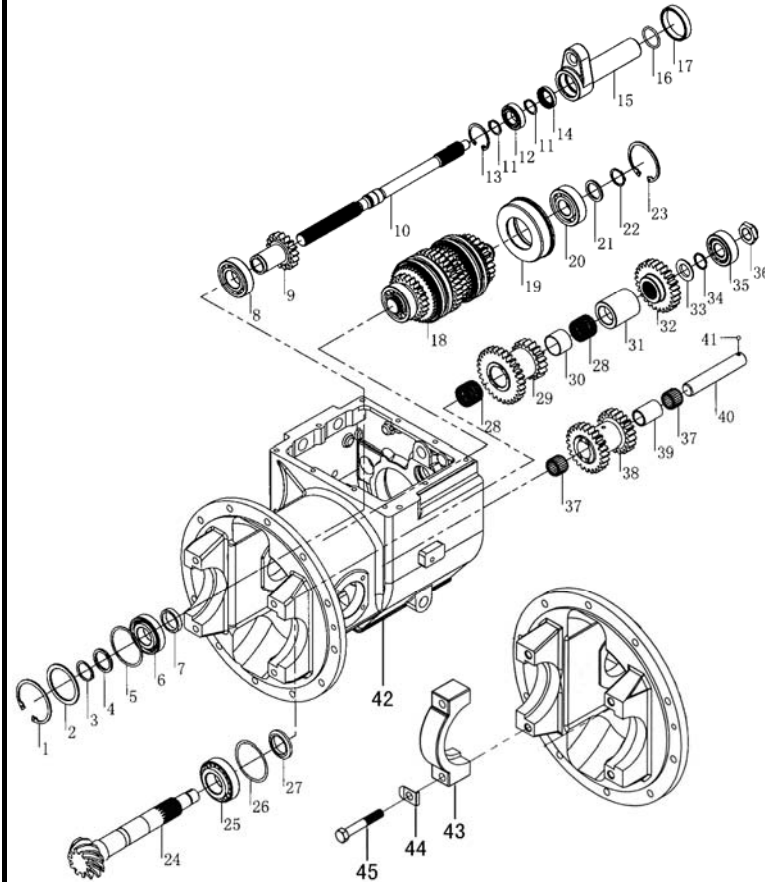
图 11 变速器(机械式 其 2) 绍兴 ShaoXin
Fig.11 Transmission(clutch type part-2)

1.0t-3.5t
JDS 系列机械变速箱 JDS Series Mechanical Gearbox

序号 Item	物料码 Part No.	名称 Description	数量 Qty	备注或适用车型 Remarks or Serial No.
1	GB893.2-86-80	孔用弹性挡圈 80 Snap ring 80	1	
2	JDS30-0009	轴承垫圈 Spacer	1	
3	GB894.1-86-35	轴用弹性挡圈 35 Snap ring 35	1	
4	JDS30-0202	隔圈 Spacer	1	
5	GB305-89-72/78.6	止动环 72/78.6 Ring,thrust	1	
6	GB276-94-6207N	轴承 6207N bearing	1	
7	JDS30-0203	隔套 Spacer	1	
8	GB276-94-6207	轴承 6207 bearings	1	
9	JDS30-0201	输入齿轮 Gear,input	1	
10	JDS30-0301	主动轴 Shaft,main drive	1	
11	GB894.1-86-25	轴用弹性挡圈 25 Snap ring	2	
12	GB276-94-6005	轴承 6005 bearing	1	
13	GB893.2-86-47	孔用弹性挡圈 47 Snap ring	1	
14	JDS30-0019	油封 25×40×8 Seal,oil	1	
15	JDS30-0016	轴承架 Retainer,bearing	1	

图 11 变速器(机械式 其 2) 绍兴 ShaoXin
Fig.11 Transmission(clutch type part-2)

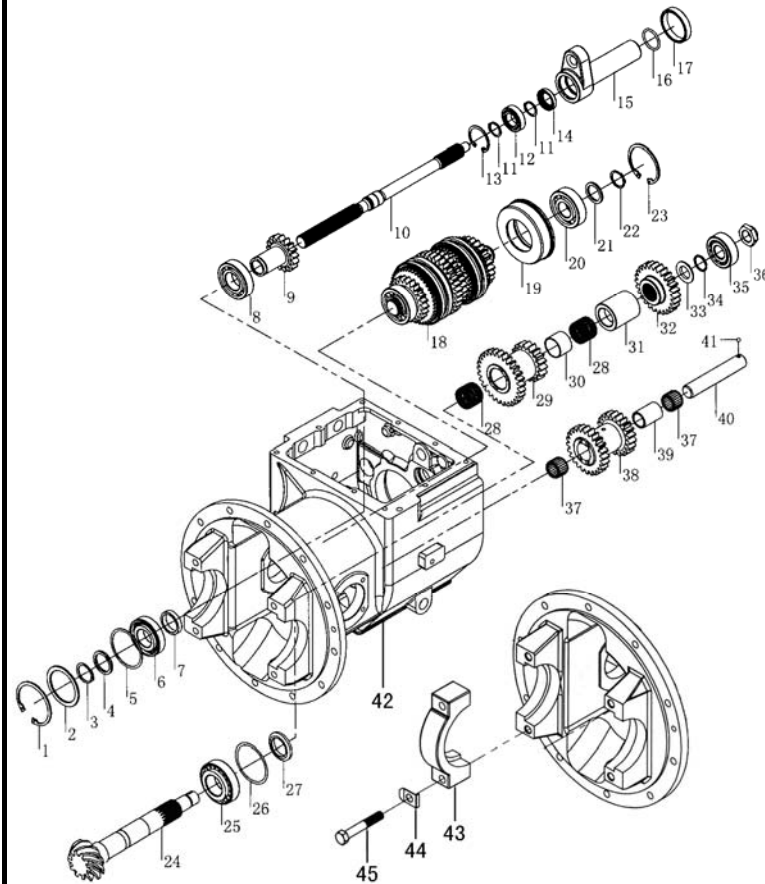
1.0t-3.5t
JDS 系列机械变速箱 JDS Series Mechanical Gearbox



序号 Item	物料码 Part No.	名称 Description	数量 Qty	备注或适用车型 Remarks or Serial No.
16	GB1235-76-42×3.5	O 形密封圈 42×3.5 O-ring	1	
17	JDS30-0018	轴环 Collar	1	
18	JDS30-0400	主轴组件 Spindle assy	1	见图 11-a See Fig. 11-a
19	JDS30-0029	轴承保持圈 Retainer, bearing	1	
20	GB276-94-6306	轴承 6306 bearing	1	
21	JDS30-0027	隔圈 Spacer	1	
22	GB894.1-86-30	轴用弹性挡圈 30 Snap ring	1	
23	GB893.2-86-72	孔用弹性挡圈 72 Snap ring	1	
24	JDS18-0001	输出轴 Shaft,output	1	1t-1.8t
	JDS25-0001			2t-2.5t
	JDS30-0040			3t-3.5t
25	GB297-94-32208	轴承 32208 bearing	1	
26	JDS30-0011 (δ=0.1)	垫片 δ=0.1 Shim	按需 Need	
	JDS30-0011 (δ=0.2)	垫片 δ=0.2 Shim		
	JDS30-0011 (δ=0.3)	垫片 δ=0.3 Shim		

图 11 变速器(机械式 其 2) 绍兴 ShaoXin
Fig.11 Transmission(clutch type part-2)

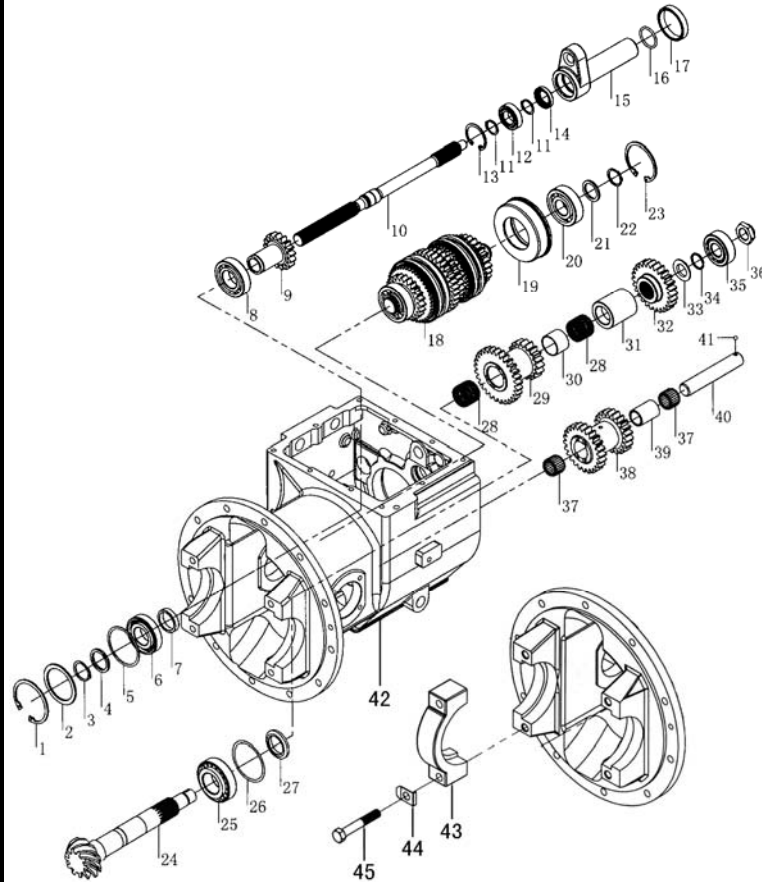
1.0t-3.5t
JDS 系列机械变速箱 JDS Series Mechanical Gearbox



序号 Item	物料码 Part No.	名称 Description	数量 Qty	备注或适用车型 Remarks or Serial No.
27	JDS30-0012	止推垫圈 Washer,stop	1	
28	35×40×30	滚针轴承 Bearing,needle	2	
29	JDS30-0014	双联齿轮 Gear,cluster	1	
30	JDS30-0013	衬套 Spacer	1	
31	JDS30-0015	衬套 Spacer	1	
32	JDS30-0020	输出齿轮 Gear,output	1	
33	JDS30-0021	止推板 Plate,thrust	1	
34	JDS30-0022	隔环 spacer ring	1	
35	GB297-94-32305	轴承 32305 Bearing 32305	1	
36	JDS30-0023	锁紧螺母 Lock nut	1	
37	25×33×24	滚针轴承 Bearing,needle	2	
38	JDS30-0035	惰轮 Gear,reverse,idler	1	
39	JDS30-0036	衬套 Spacer	1	
40	JDS30-0034	惰轮轴 Shaft, reverse idler	1	
41	GB308-89-6.3500 G2006	钢球 6.3500 G2006 Ball,steel	1	

图 11 变速器(机械式 其 2) 绍兴 ShaoXin
Fig.11 Transmission(clutch type part-2)

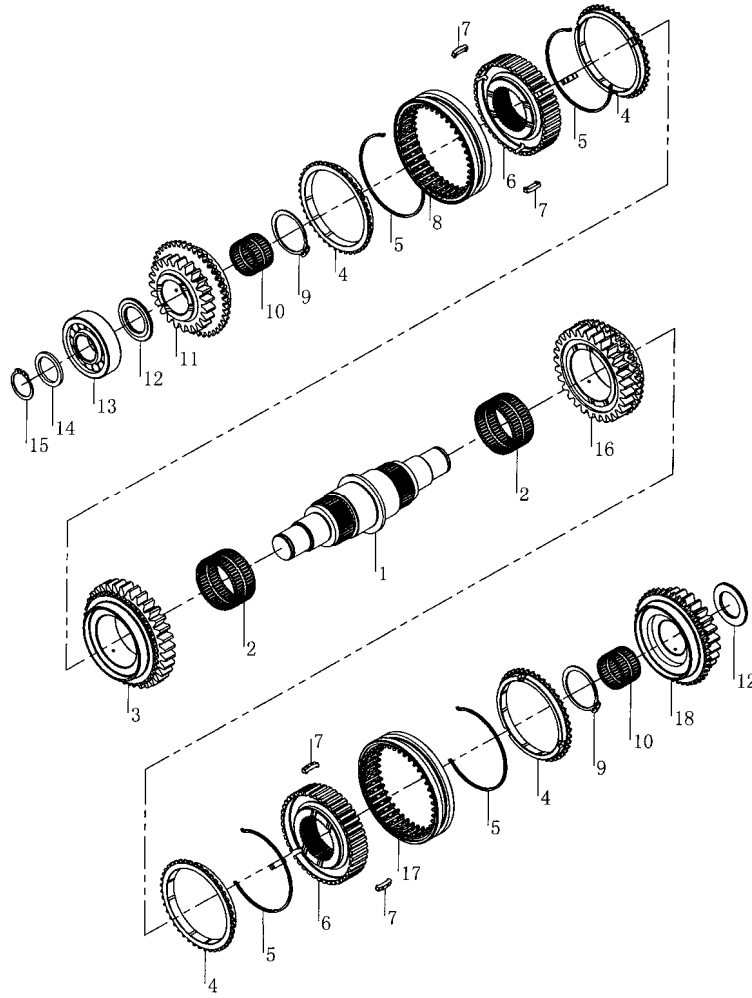
1.0t-3.5t
JDS 系列机械变速箱 JDS Series Mechanical Gearbox



序号 Item	物料码 Part No.	名称 Description	数量 Qty	备注或适用车型 Remarks or Serial No.
42	JDS25-0101	机械变速箱壳体 Case,transmission	1	1t-2.5t
42	JDS30-0101	机械变速箱壳体 Case,transmission	1	3t-3.5t
43	YQX25-0101	轴承座 Cap,bearing	2	1t-2.5t
43	YQX30-0102	轴承座 Cap,bearing	2	3t-3.5t
44	YQX25-0004	锁片 Plate,lock	4	1t-2.5t
44	YQX30-0023	锁片 Plate,lock	4	3t-3.5t
45	YQX30-0101	螺栓 Bolt	4	

图 11-a 主轴组件 (绍兴)
Fig.11-a Spindle assy (ShaoXin)

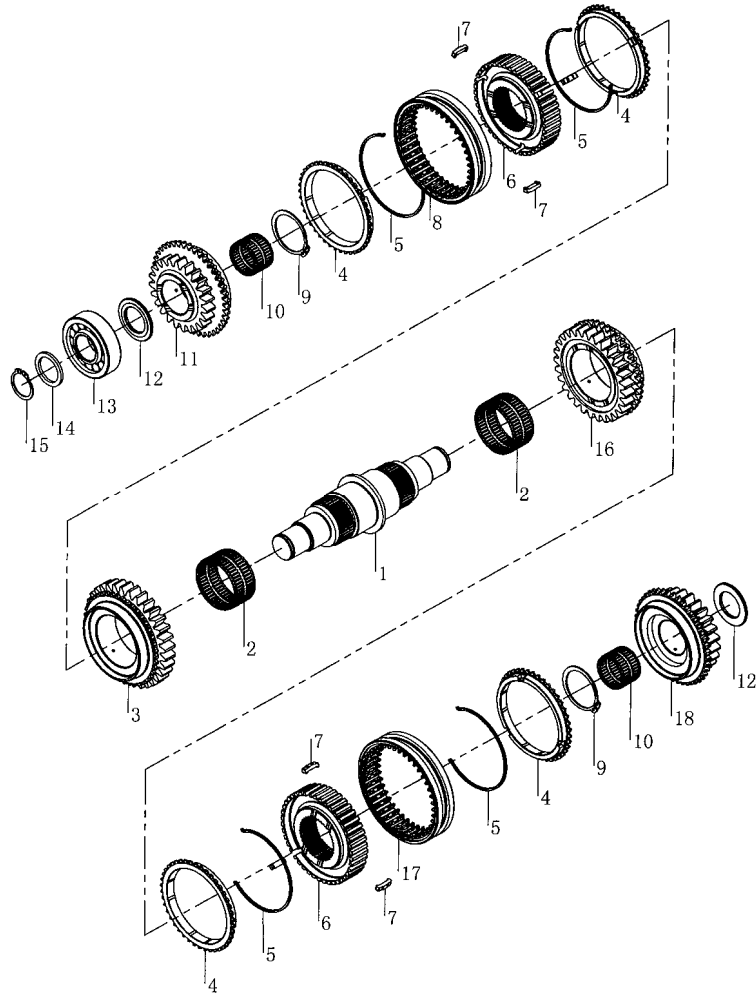
1.0t-3.5t
JDS 系列机械变速箱 JDS Series Mechanical Gearbox



序号 Item	物料码 Part No.	名称 Description	数量 Qty	备注或适用车型 Remarks or Serial No.
A1	JDS30-0400	主轴组件 Spindle assy	1	包含/INC:1-18
1	JDS30-0039	主轴 Shaft,main	1	
2	56×61×30	滚针轴承 Bearing,needle	2	
3	JDS30-0037	低速齿轮 Gear,low speed	1	
4	JDS30-0030	同步环 Ring,block	4	
5	JDS30-0031	弹簧 Spring	4	
6	JDS30-0028	离合器从动盘毂 Hub,clutch	2	
7	JDS30-0032	嵌块 Insert	6	
8	JDS30-0033	1/2 档啮合套 Sleeve	1	
9	GB894.1-86-48	轴用弹性挡圈 48 Snap ring	2	
10	35×40×27	滚针轴承 Bearing,needle	2	
11	JDS30-0038	高速齿轮 Gear,high speed	1	
12	JDS30-0026	止推垫圈 Washer,stop	2	
13	GB283-94-NJ306	轴承 NJ306 Bearing NJ306	1	
14	JDS30-0027	隔圈 Spacer	1	

图 11-a 主轴组件 (绍兴)
Fig.11-a Spindle assy (ShaoXin)

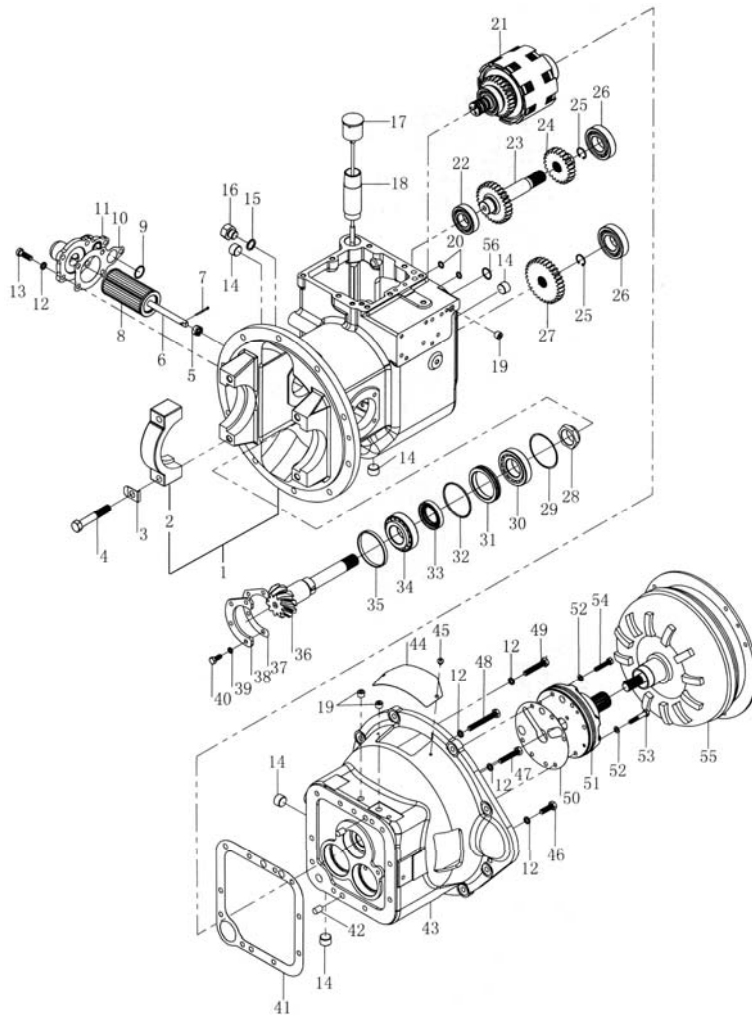
1.0t-3.5t
JDS 系列机械变速箱 JDS Series Mechanical Gearbox



序号 Item	物料码 Part No.	名称 Description	数量 Qty	备注或适用车型 Remarks or Serial No.
15	GB894.1-86-30	轴用弹性挡圈 Snap ring	1	
16	JDS30-0024	倒档齿轮 Gear,reverse	1	
17	JDS30-0033	啮合套 Sleeve	1	<2013-01-01
17	JDS30-0044	啮合套 Sleeve	1	≥2013-01-01
18	JDS30-0025	前进档齿轮 Gear,forward	1	

图 12 变速箱（液力式）绍兴 SHAOXIN
Fig.12 Transmission(tor-con type)

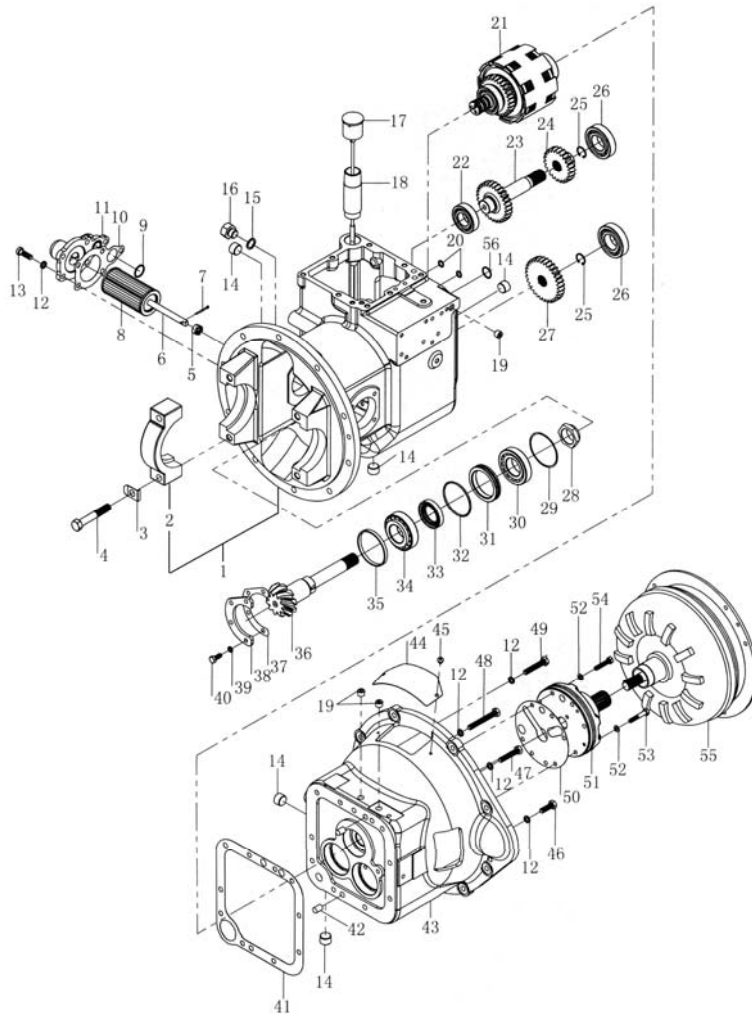
1.0t-3.5t
YQX、YQXD 系列液力变速箱
YQX, YQXD Series Hydrodynamic Gearbox



序号 Item	物料码 Part No.	名称 Description	数量 Qty	备注或适用车型 Remarks or Serial No.
1	YQX25-0100	液力变速箱壳体组件 Case assy,Transmission	1	1t-1.8t:YQXD18HA
	YQX25AS-0100	液力变速箱壳体组件 Case assy,Transmission	1	1t-1.8t: YQXD18E,YQXD18HB YQXD18H1
	YQX25AS-0100	液力变速箱壳体组件 Case assy,Transmission	1	2t-2.5t
	YQX30AS-0100	液力变速箱壳体组件 Case assy,Transmission	1	3t-3.5t
2	YQX25-0101	轴承座 Bearing seat	2	1t-2.5t, 不单独提供 Do not supply separately
	YQX30-0102	轴承座 Bearing seat	2	3t-3.5t, 不单独提供 Do not supply separately
3	YQX25-0004	锁片 Plate,Lock	4	1t-2.5t
	YQX30-0023	锁片 Plate,Lock	4	3t-3.5t
4	YQX30-0101	螺栓 Bolt	4	
5	GB6181-86-12	螺母 M12 Nut M12	1	
6	YQX30AS-0502	螺杆 Screw	1	
7	GB91-86-3.2×28	开口销 3.2×28 Cotter pin 3.2×28	1	
8	YQX30AS-0510	滤网组件 Filter components	1	
9	GB1235-76-28×2.4	O形密封圈 28×2.4 O-ring 28×2.4	1	

图 12 变速箱（液力式）绍兴 SHAOXIN
Fig.12 Transmission(tor-con type)

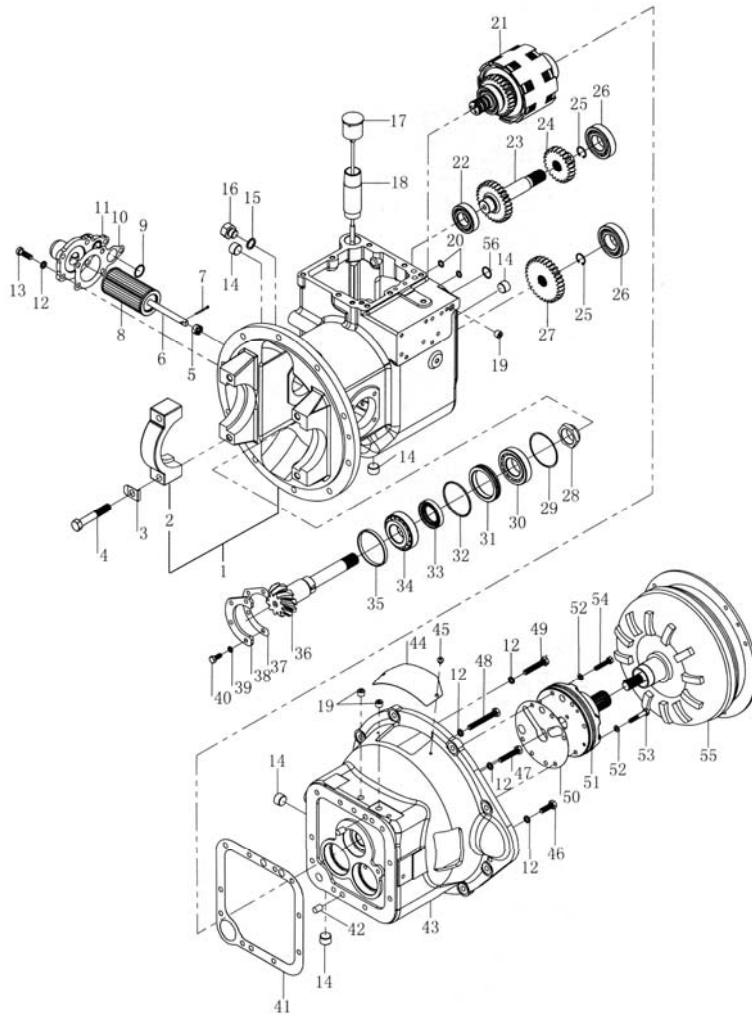
1.0t-3.5t
YQX、YQXD 系列液力变速箱
YQX, YQXD Series Hydrodynamic Gearbox



序号 Item	物料码 Part No.	名称 Description	数量 Qty	备注或适用车型 Remarks or Serial No.
10	YQX30AS-0503	纸垫 Paper pad	1	
11	YQX30AS-0501	油滤座 Oil filter seat	1	
12	GB93-87-10	垫圈 10 Washer 10	14	
13	GB70-85-M10×30	螺钉 M10×30 Screw M10×30	5	
14	JB/ZQ4446-86-R1/2	螺塞 R1/2 Screw plug R1/2	3	
15	Q20-03-18×24×1.5	密封垫 18×24×1.5 Gasket 18×24×1.5	1	
16	JDS30-0046	螺塞 Screw plug	1	
17	YQX30-0400	加油器盖组件 Fuel lid assy	1	
18	YQX30-0007	加油管 Pipe oil fill	1	
19	JB/ZQ4446-86-R1/4	螺塞 R1/4 Screw plug R1/4	3	
20	GB1235-76-15×2.4	O 形密封圈 15×2.4 O-ring 15×2.4	2	
21	YQX18-1000	液力离合器总成 Hydraulic clutch,Assy	1	1t-1.8t 见图 13 See Fig.13
	YQX30-1000	液力离合器总成 Hydraulic clutch,Assy	1	2t-3.5t 见图 13 See Fig.13
22	GB276-94-6206	轴承 6206 Bearing 6206	1	

图 12 变速箱（液力式）绍兴 SHAOXIN
Fig.12 Transmission(tor-con type)

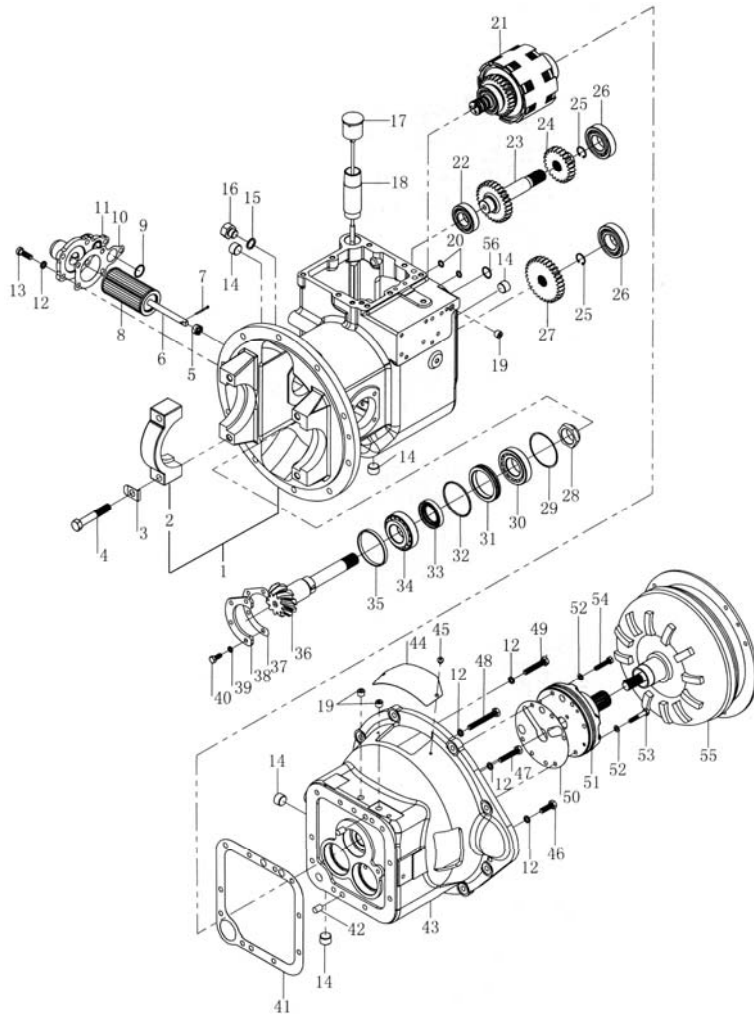
1.0t-3.5t
YQX、YQXD 系列液力变速箱
YQX, YQXD Series Hydrodynamic Gearbox



序号 Item	物料码 Part No.	名称 Description	数量 Qty	备注或适用车型 Remarks or Serial No.
23	YQX30-0015	惰轮轴 Shaft, Idler	1	
24	YQX30-0013	惰轮 Gear, Idler	1	
25	GB893.1-86-24	孔用弹性挡圈 24 Circlips for holes 24	2	
26	GB276-94-6207	轴承 6207 Bearing 6207	2	
27	YQX30-0012	输出齿轮 Output gear	1	
28	YQX30-0014	锁紧螺母 Nut	1	
29	YQX30-0016	垫 Pad		按需 Need
30	GB297-94-30208	轴承 30208 Bearing 30208	1	
31	YQX30-0001	油封保持架 Retainer, Oil seal	1	
32	GB1235-76-80×3.1	O 形圈 80×3.1 O-ring 80×3.1	1	
33	YQX30-0005	输出轴油封 Seal, Oil	1	
34	GB297-94-32208	轴承 32208 Bearing 32208	1	
35	YQX30-0003	轴环 Collar	1	
36	YQX18-0001	输出轴 Shaft, Output	1	1t-1.8t
36	YQX25-0001	输出轴 Shaft, Output	1	2t-2.5t

图 12 变速箱（液力式）绍兴 SHAOXIN
Fig.12 Transmission(tor-con type)

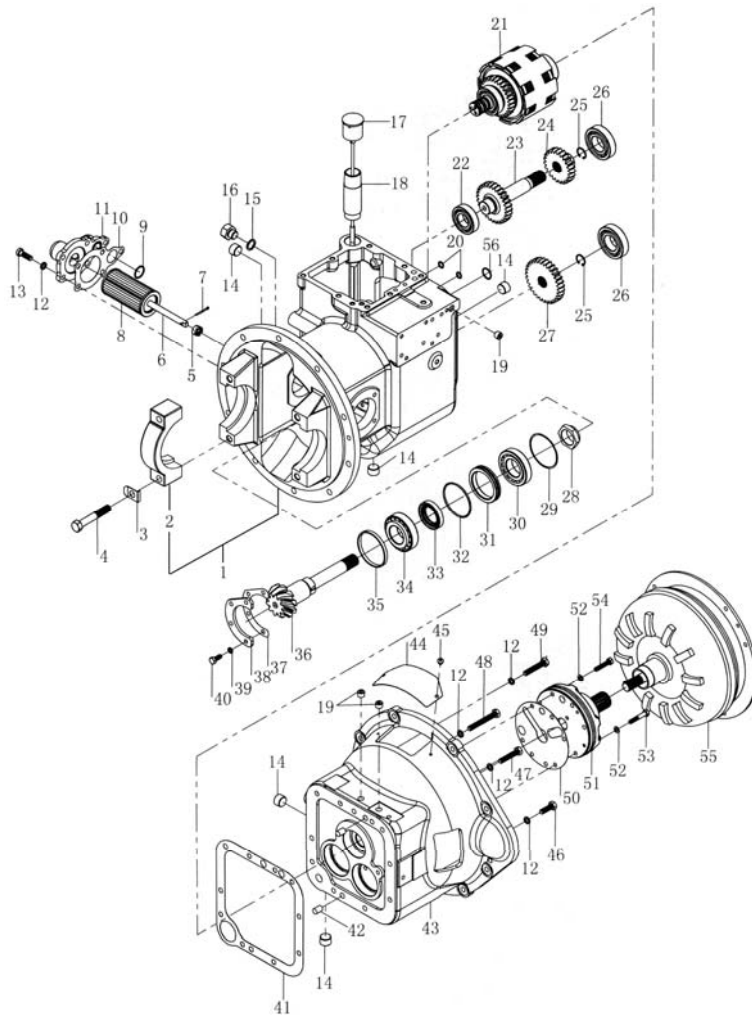
1.0t-3.5t
YQX、YQXD 系列液力变速箱
YQX, YQXD Series Hydrodynamic Gearbox



序号 Item	物料码 Part No.	名称 Description	数量 Qty	备注或适用车型 Remarks or Serial No.
36	YQX30-0011	输出轴 Shaft,Output	1	3t-3.5t
37	YQX30-0002	垫片 Shim		按需 Need
38	YQX30-0004	支承片 Plate,Bearing support	1	
39	GB93-87-8	垫圈 8 Washer 8	4	
40	GB5783-86-M8×20	螺栓 M8×20 Bolt M8×20	4	
41	YQX30AS-0001	垫片 Shim	1	
42	GB119-86-B12×20	圆柱销 B12×20 Pin,Parallel B12×20	2	
43	YQX30H-0201	变矩器壳体 Case, Torque-converter	1	YQXD18E,YQXD18HB, YQX25-2,YQXD25-2, YQXD25H-2,YQX30, YQXD30,YQXD30H
	YQX30G1-0201	变矩器壳体 Case, Torque-converter	1	YQXD25G1,YQXD30G1
	YQX30W-0201	变矩器壳体 Case, Torque-converter	1	YQX18H1, YQX30H1 YQXD18H1,YQXD25H1-2 YQXD30H1
	YQX30-0201	变矩器壳体 Case, Torque-converter	1	YQX18HA, YQXD18HA YQX25A-2, YQXD25A-2 YQX30A, YQXD30A
44	YQX30-0202	盖板 Cover	1	

图 12 变速箱（液力式）绍兴 SHAOXIN
Fig.12 Transmission(tor-con type)

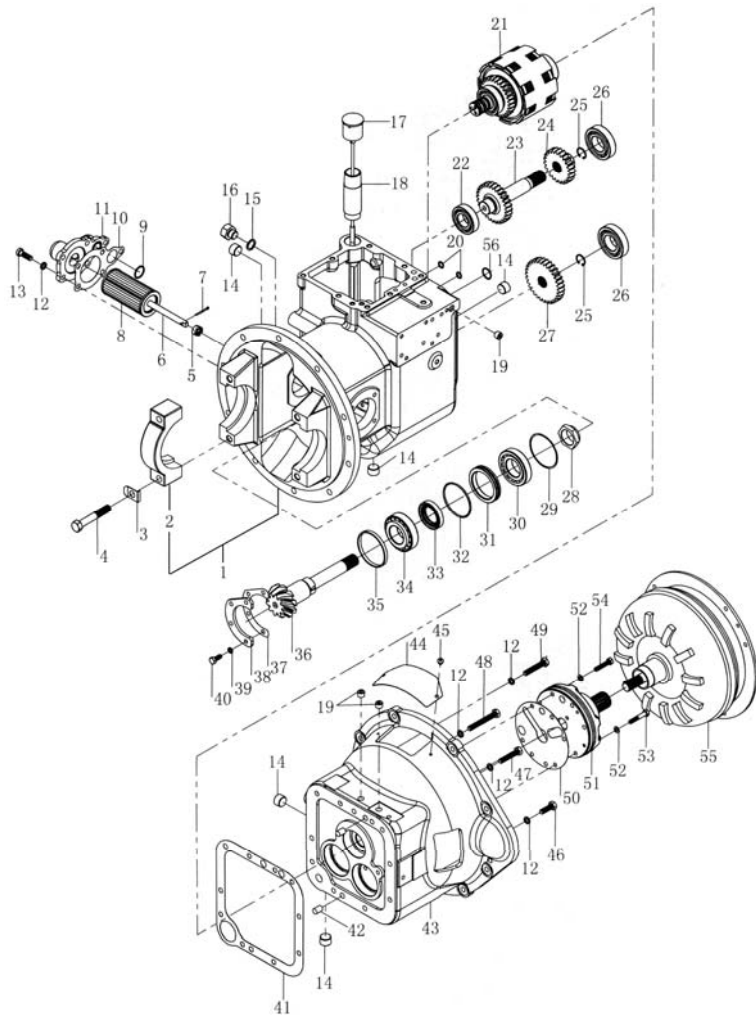
1.0t-3.5t
YQX、YQXD 系列液力变速箱
YQX, YQXD Series Hydrodynamic Gearbox



序号 Item	物料码 Part No.	名称 Description	数量 Qty	备注或适用车型 Remarks or Serial No.
45	GB818-85-M6×8	十字槽螺钉 M6×8 Screw M6×8	2	
46	GB5783-86-M10×30	螺栓 M10×30 Bolt M10×30	4	
47	GB5783-86-M10×50	螺栓 M10×50 Bolt M10×50	1	
48	GB5783-86-M10×75	螺栓 M10×75 Bolt M10×75	1	
49	GB5783-86-M10×55	螺栓 M10×55 Bolt M10×55	3	
50	YQX30-0010	垫片 Shim	1	
51	YQX30-3000	油泵总成 Charging pump	1	见图 17 See Fig.17
52	Q20-03-8×14×1.5	密封圈 8×14×1.5 Gasket 8×14×1.5	6	
53	GB5780-86-M8×45	螺栓 M8×45 Bolt M8×45	4	
54	GB5780-86-M8×40	螺栓 M8×40 Bolt M8×40	2	
55	YQX30H-6000	YJH265 液力变矩器 Torque-converter	1	YQXD18E, YQX25-2,YQXD25-2 YQXD30,YQXD18H1, YQXD25H1-2,YQXD30H1 , YQX18H1, YQX30H1 YQX30
	YQX30A-6000	YTH265D-3 液力变矩器 Torque-converter	1	YQXD18HB,YQXD25H-2 YQXD30H
	YQX30G1-6000	YJH265-8 液力变矩器 Torque-converter	1	YQXD25G1,YQXD30G1

图 12 变速箱（液力式）绍兴 SHAOXIN
Fig.12 Transmission(tor-con type)

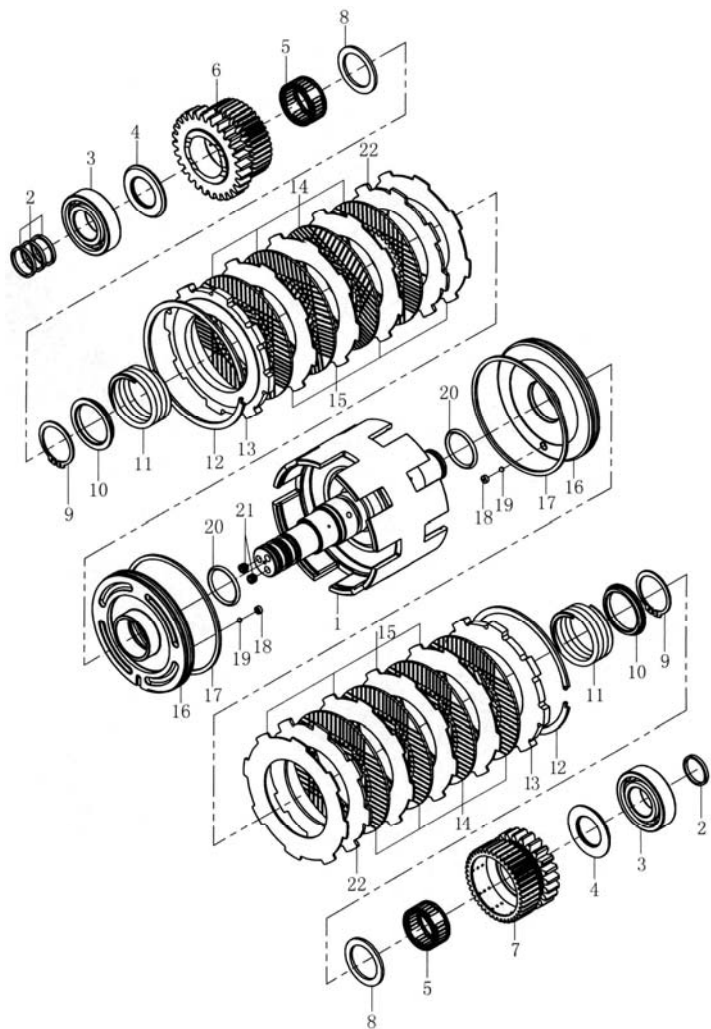
1.0t-3.5t
YQX、YQXD 系列液力变速箱
YQX, YQXD Series Hydrodynamic Gearbox



序号 Item	物料码 Part No.	名称 Description	数量 Qty	备注或适用车型 Remarks or Serial No.
55	YQX30-6000	YTH265D-2 液力变矩器 YTH265D-2 Torque-converter	1	YQX18HA, YQXD18HA YQX25A-2, YQXD25A-2 YQX30A, YQXD30A
56	GB1235-76-24×2.4	O形密封圈 24×2.4 O-ring 24×2.4	1	

图 13 液力离合器（液力式）绍兴 SHAOXIN
Fig.13 Hydraulic clutch(tor-con type)

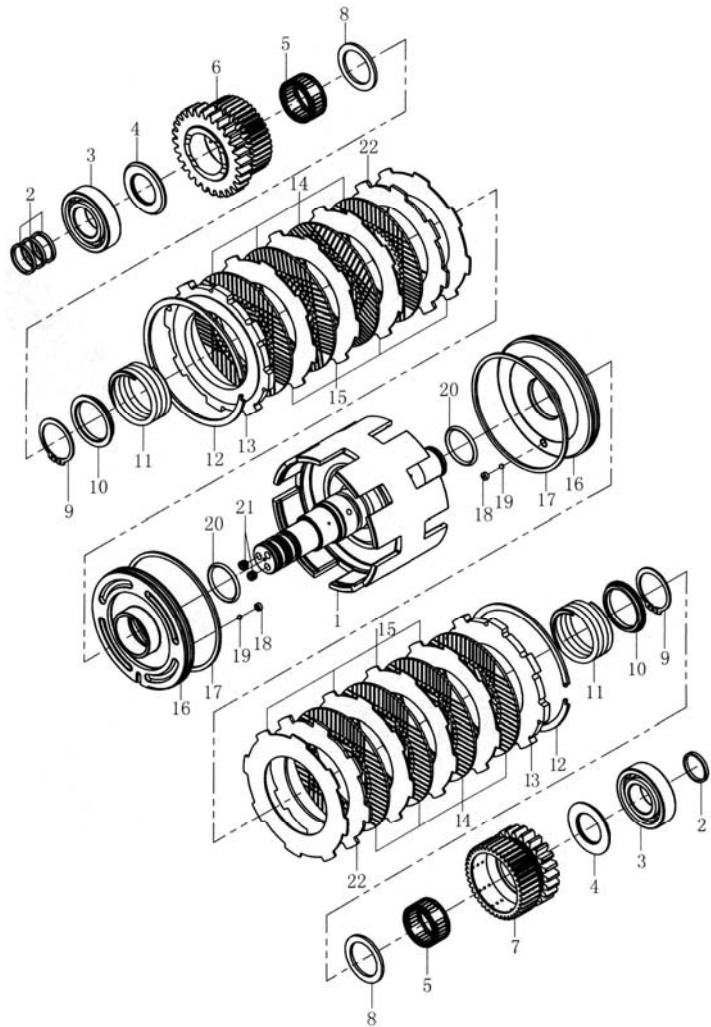
1.0t-3.5t
YQX、YQXD 系列液力变速箱
YQX, YQXD Series Hydrodynamic Gearbox



序号 Item	物料码 Part No.	名称 Description	数量 Qty	备注或适用车型 Remarks or Serial No.
A1	YQX18-1000	液力离合器总成 Hydraulic clutch,Assy	1	1t-1.8t See Fig.12 Item21
A2	YQX30-1000	液力离合器总成 Hydraulic clutch,Assy	1	2t-3.5t See Fig.12 Item21
1	YQX30-1100	输入轴组件 Shaft assy,Input	1	
2	YQX30-1006	密封环 (A) Ring,Seal	4	
3	GB276-94-6206	轴承 6206 Bearing 6206	2	
4	YQX30-1007	离合器-止推环 (B) Ring,Thrust	2	
5	K35×42×20	滚针轴承 Bearing,Needle	2	
6	YQX30-1005	倒车档齿轮 Gear,Reverse	1	
7	YQX30-1003	前进档齿轮 Gear,Forward	1	
8	YQX30-1008	离合器-止推环 (A) Ring,Thrust	2	
9	GB894.1-86-40	轴用弹性挡圈 40 Circlips for shaft 40	2	
10	YQX30-1009	弹簧座 Seat,Spring	2	
11	YQX30-1004	回程弹簧 Spring,Return	2	
12	YQX30-1014	卡环 Snap ring	2	

图 13 液力离合器（液力式）绍兴 SHAOXIN
Fig.13 Hydraulic clutch(tor-con type)

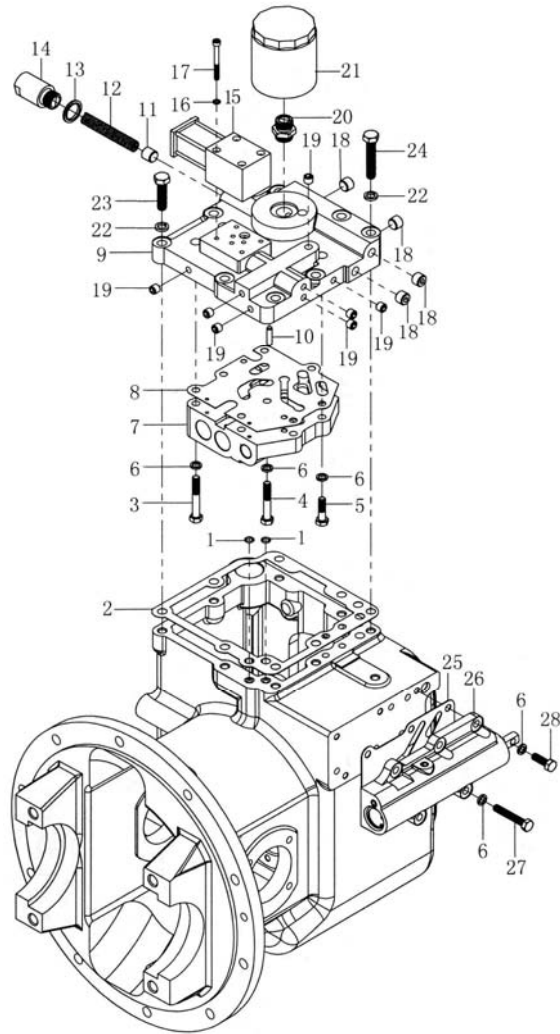
1.0t-3.5t
YQX、YQXD 系列液力变速箱
YQX, YQXD Series Hydrodynamic Gearbox



序号 Item	物料码 Part No.	名称 Description	数量 Qty	备注或适用车型 Remarks or Serial No.
13	YQX18-1001	端板 Plate,End	2	1t-1.8t
	YQX30-1001	端板 Plate,End	8	2t-3.5t
14	YQX30-1013	摩擦片 Disk,Friction	6	1t-1.8t
	YQX30-1013	摩擦片 Disk,Friction	8	2t-3.5t
15	YQX30-1012	隔片 Spacer	6	1t-1.8t
	YQX30-1012	隔片 Spacer	8	2t-3.5t
16	YQX30-1002	活塞 Piston	2	
17	YQX30-1011	密封环 (B) Ring,seal	2	
18	YQX30-1010	堵塞 Plug	2	
19	GB308-89-G200b-4	钢球 4.0000 G200b Ball,steel 4.0000 G200b	2	
20	GB1235-76-40×3.5	O 形圈 40×3.5 O-ring, 40×3.5	2	
21	GB78-85-M8×8	螺钉 M8×8 Screw, M8×8	2	
22	YQX18-1002	蝶形板 Disc shaped plate	2	1t-1.8t

图 14 盖、控制阀、微动阀（液力式）绍兴
Fig.14 Cover control valve &
inching valve (tor-con type) SHAOXIN

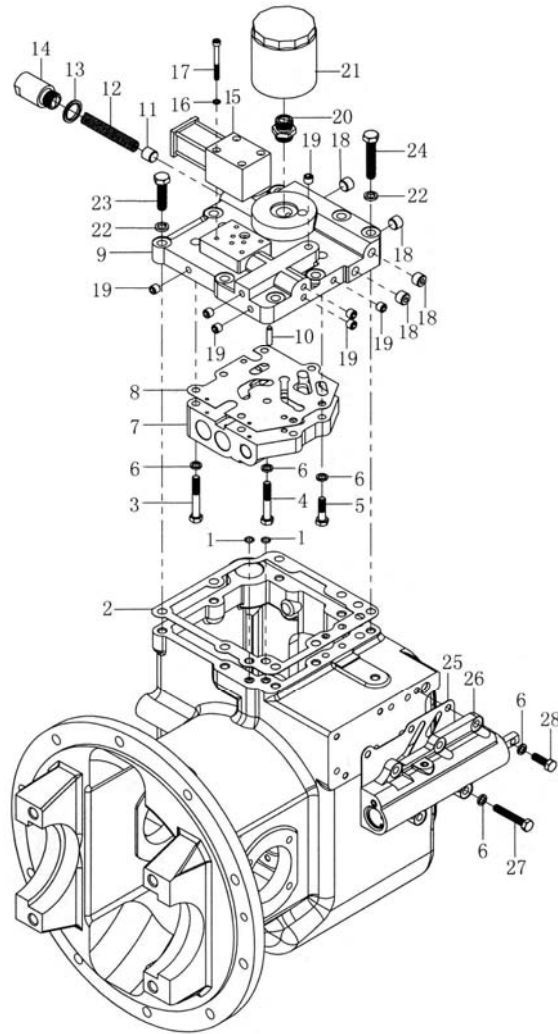
1.0t-3.5t
YQXD（电磁阀换向）系列液力变速箱
YQXD (Solenoid valve Commutation) Series Hydrodynamic Gearbox



序号 Item	物料码 Part No.	名称 Description	数量 Qty	备注或适用车型 Remarks or Serial No.
1	GB1235-76-11×1.9	O 形密封圈 11×1.9 O-ring 11×1.9	2	
2	YQX30-0008	垫片 Shim	1	
3	GB5782-86-M8×55	螺栓 M8×55 Bolt M8×55	3	
4	GB5782-86-M8×50	螺栓 M8×50 Bolt M8×50	3	
5	GB5782-86-M8×30	螺栓 M8×30 Bolt M8×30	2	
6	GB93-87-8	弹簧挡圈 8 Washer 8	13	
A1	YQX30D-4100	盖和控制阀总成 Assy, Cover Control valve	1	包含 INC:7,9
7	YQX30D-4120	控制阀总成 Control valve	1	不单独提供 Do not supply separately
8	YQX30-4001	密封垫 Gasket	1	
9	YQX30D-4111	壳体盖 Cover, Case	1	不单独提供 Do not supply separately
10	GB119-86-A6×25	圆柱销 A6×25 Pin, Parallel A6×25	1	
11	YQX30D-4112	活塞 Piston	1	
12	YQX30-4003	弹簧 Spring	1	
13	JB982-77-20	组合密封垫 20 Combination gasket 20	1	
14	YQX30-4002	安全阀盖 Cup	1	

图 14 盖、控制阀、微动阀（液力式）绍兴
Fig.14 Cover control valve & inching valve (tor-con type) SHAOXIN

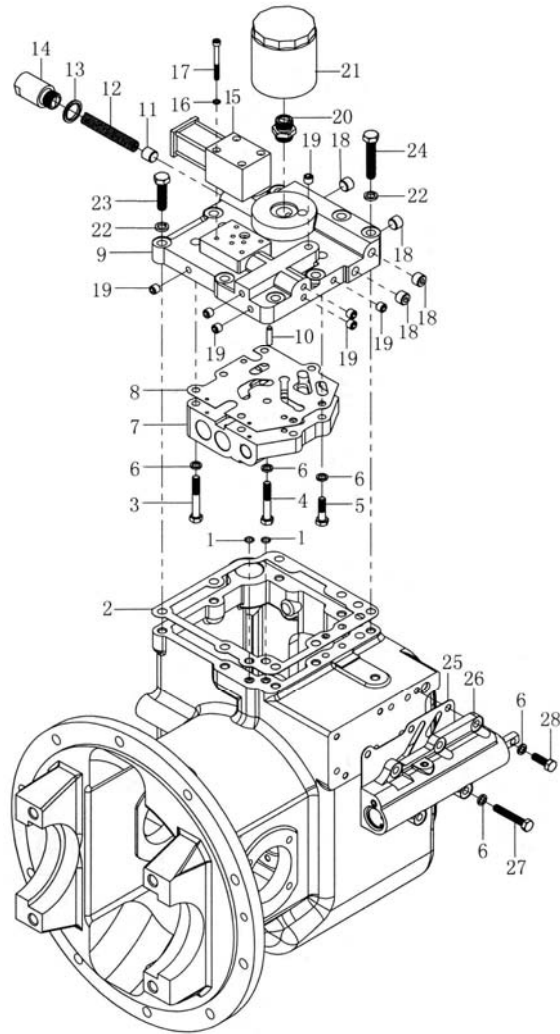
1.0t-3.5t
YQXD（电磁阀换向）系列液力变速箱
YQXD (Solenoid valve Commutation) Series Hydrodynamic Gearbox



序号 Item	物料码 Part No.	名称 Description	数量 Qty	备注或适用车型 Remarks or Serial No.
15	YQX30D-4200	电磁换向阀, 三线插头 Solenoid valve, 3-way plug	1	<2012-01
15	YQX30DH-4200	电磁换向阀, 四线插头 Solenoid valve, 4-way plug	1	≥2012-01 防水接插件 Plug & Socket Waterproof
16	GB859-76-5	弹簧挡圈 5 Spring block circle 5	4	
17	GB70-85-M5×50	螺钉 M5×50 Screw M5×50	4	
18	Q/ZB285-ZG1/4	内六角螺塞 ZG1/4 Plug, Hexagon ZG1/4	4	
19	Q/ZB285-ZG1/8	内六角螺塞 ZG1/8 Plug, Hexagon ZG1/8	7	
20	YQX30-4005	管接头 Nipple	1	
21	YQX30-0300	滤油器 (II) Oil filter	1	
22	GB93-87-10	垫圈 10 Washer 10	8	
23	GB5783-86-M10×40	螺栓 M10×40 Bolt M10×40	6	
24	GB5783-86-M10×55	螺栓 M10×55 Bolt M10×55	2	
25	YQX30-0022	衬垫 Liner	1	
26	YQX30-5000	微动阀总成 Inching valve	1	

图 14 盖、控制阀、微动阀（液力式）绍兴
 Fig.14 Cover control valve &
 inching valve (tor-con type) SHAOXIN

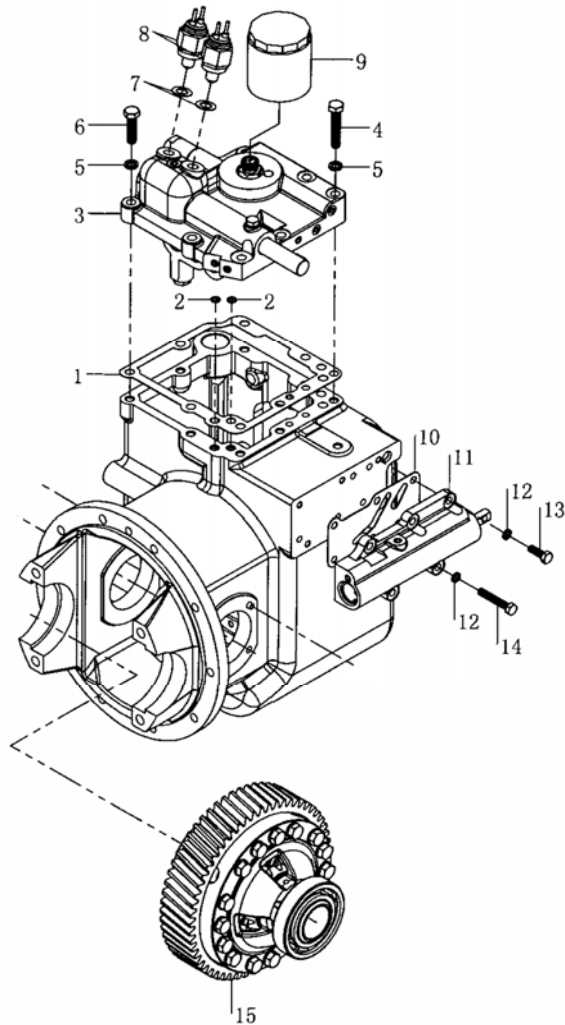
1.0t-3.5t
 YQXD（电磁阀换向）系列液力变速箱
 YQXD (Solenoid valve Commutation) Series Hydrodynamic Gearbox



序号 Item	物料码 Part No.	名称 Description	数量 Qty	备注或适用车型 Remarks or Serial No.
27	GB5783-86-M8×50	螺栓 M8×50 Bolt M8×50	2	
28	GB5783-86-M8×25	螺栓 M8×25 Bolt M8×25	3	

图 15 盖、控制阀、微动阀（液力式）绍兴
Fig.15 Cover control valve &
inching valve (tor-con type) SHAOXIN

1.0t-3.5t
YQX(手动换向)系列液力变速箱
YQX(Manual control Commutation) Series Hydrodynamic Gearbox



序号 Item	物料码 Part No.	名称 Description	数量 Qty	备注或适用车型 Remarks or Serial No.
1	YQX30-0008	垫片 Shim	1	
2	GB1235-76-11×1.9	O 形密封圈 11×1.9 O-ring 11×1.9	2	
3	YQX30-4000	盖和控制阀总成 Assy, Cover Control valve	1	
4	GB5783-86-M10×55	螺栓 M10×55 Bolt M8×55	2	
5	GB93-87-10	弹簧垫圈 10 Washer 10	16	
6	GB5783-86-M10×40	螺栓 M10×40 Bolt M10×40	6	
7	14×24×2 Q/301B202-86	密封圈 14×24×2 Seal ring	2	<2013-01-01
7	14×24×1 Q/301B202-86	密封圈 14×24×1 Seal ring 14×24×1	2	≥2013-01-01
8	JK208	倒车灯开关 Switch	2	<2013-01-01
8	JK611T	倒车灯开关 Switch,back-lamp	2	≥2013-01-01
9	YQX30-0300	滤油器 (II) Oil filter	1	
10	YQX30-0022	衬垫 Liner	1	
11	YQX30-5000	微动阀总成 Inching valve	1	
12	GB93-87-8	弹簧垫圈 8 Washer 8	5	
13	GB5783-86-M8×25	螺栓 M8×25 Bolt M8×25	3	

图 16 减速器和差速器 (绍兴)
Fig.16 Reduction & differential (ShaoXin)

1.0t-3.5t
全部车型 All models of truck

序号 Item	物料码 Part No.	名称 Description	数量 Qty	备注或适用车型 Remarks or Serial No.
1	GB5783-86-M10×25	螺栓 M10×25 Bolt M10×25	8	
2	GB93-87-10	垫圈 10 Washer 10	8	
3	YQX30-0021	轴承盖 Cover,Bearing	2	
4	GB1235-76-75×3.1	O 型密封圈 75×3.1 O-ring 75×3.1	2	
5	YQX30-0017	垫片 (δ=0.1,0.2,0.5) Shim (δ=0.1,0.2,0.5)		按需 Need
6	GB297-94-32207	轴承 32207 Bearing 32207	2	
7	YQX18-0002	螺旋伞齿轮 Spiral bevel gear	1	1.0t-1.8t
	YQX25-0003	螺旋伞齿轮 Spiral bevel gear	1	2t-2.5t
	YQX30-0020	螺旋伞齿轮 Spiral bevel gear	1	3t-3.5t
8	YQX30-0019	衬套 Bushing	1	
9	YQX25-0002	齿轴 Shaft,Final pinion	1	1.0t-1.8t
	YQX30-0018	齿轴 Shaft,Final pinion	1	2.0t-3.5t
A1	YQX18-2000	差速器总成 Differential assy	1	1.0t-1.8t 包含/INC:10-23
A1	YQX18-2000	差速器总成 Differential assy	1	2.0t-2.5t JDS 机械变速箱 Mechanical Gearbox 包含/INC:10-23

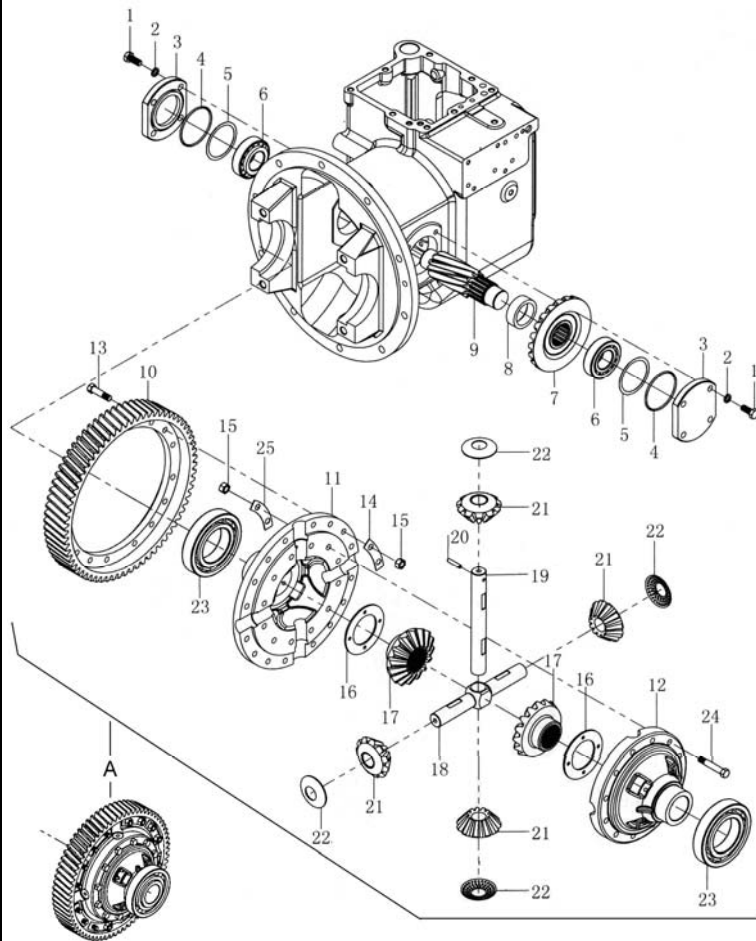


图 16 减速器和差速器 (绍兴)
Fig.16 Reduction & differential (ShaoXin)

1.0t-3.5t
全部车型 All models of truck

序号 Item	物料码 Part No.	名称 Description	数量 Qty	备注或适用车型 Remarks or Serial No.
A2	YQX25-2-2000	差速器总成 Differential assy	1	2t-2.5t 液力变速箱 Hydrodynamic Gearbox 包含/ INC:10-12,16-24
A3	YQX30-2000	差速器总成 Differential assy	1	3t-3.5t 包含/INC:10-25
10	YQX25-2003	大齿圈 Gear ring	1	1t-2.5t
	YQX30-2003	大齿圈 Gear ring	1	3t-3.5t
11	YQX25-2101	差速器右半壳 Case RH, Differential Gear	1	1t-1.8t
	YQX25-2101		1	2.0t-2.5t JDS 机械变速箱 Mechanical Gearbox
	HDCS30-1101		1	2t-2.5t 液力变速箱 Hydrodynamic Gearbox
	YQX30-2101		1	3t-3.5t
12	YQX25-2102	差速器左半壳 Case LH,Differential Gear	1	1t-1.8t
	YQX25-2102		1	2.0t-2.5t JDS 机械变速箱 Mechanical Gearbox
	HDCS30-1102		1	2t-2.5t 液力变速箱 Hydrodynamic Gearbox
	YQX30-2102		1	3t-3.5t
13	YQX25-2002	螺栓 Bolt	12	1t-1.8t
	YQX25-2002	螺栓 Bolt	12	2.0t-2.5t JDS 机械变速箱 Mechanical Gearbox

图 16 减速器和差速器 (绍兴)
Fig.16 Reduction & differential (ShaoXin)

1.0t-3.5t
全部车型 All models of truck

序号 Item	物料码 Part No.	名称 Description	数量 Qty	备注或适用车型 Remarks or Serial No.
13	YQX30-2002	螺栓 Bolt	16	3t-3.5t
14	YQX25-2001	锁紧垫片 Washer,Lock	6	1t-1.8t
	YQX25-2001	锁紧垫片 Washer,Lock	6	2.0t-2.5t JDS 机械变速箱 Mechanical Gearbox
	YQX30-2001	锁紧垫片 Washer,Lock	8	3t-3.5t
15	GB6176-86-M10×1.25	螺母 M10×1.25 Nut M10×1.25	12	1t-1.8t
	GB6176-86-M10×1.25	螺母 M10×1.25 Nut M10×1.25	12	2.0t-2.5t JDS 机械变速箱 Mechanical Gearbox
	GB6176-86-M10×1.25	螺母 M10×1.25 Nut M10×1.25	28	3t-3.5t
16	YQX25-2007	垫圈 Washer	2	1t-2.5t
	YQX30-2007	垫圈 Washer	2	3t-3.5t
17	YQX25-2009	半轴齿轮 Gear side	2	1t-2.5t
	YQX30-2009	半轴齿轮 Gear side	2	3t-3.5t
18	YQX25-2008	齿轮轴 I Pinion shaft I	1	1t-2.5t
	YQX30-2008	齿轮轴 I Pinion shaft I	1	3t-3.5t
19	YQX25-2005	齿轮轴 II Pinion shaft II	1	1t-2.5t
	YQX30-2005	齿轮轴 II Pinion shaft II	1	3t-3.5t

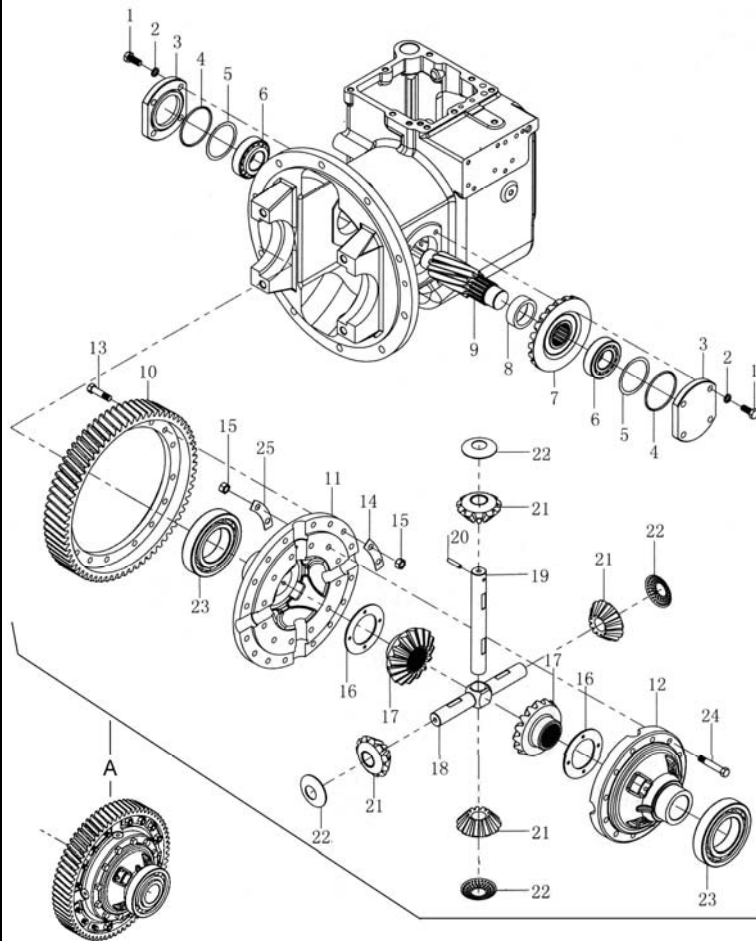


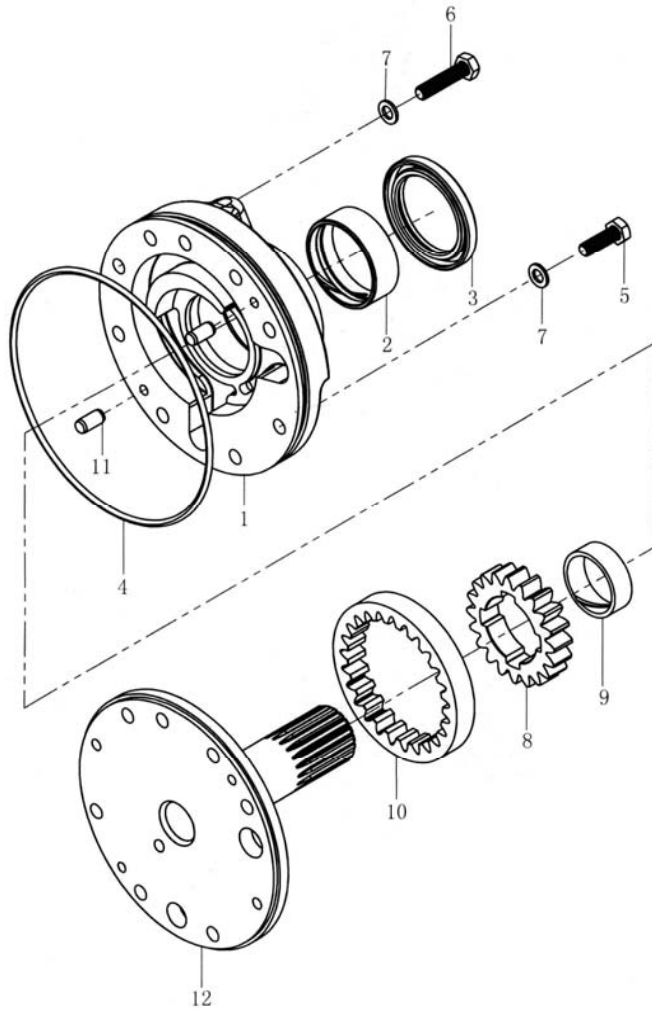
图 16 减速器和差速器 (绍兴)
Fig.16 Reduction & differential (ShaoXin)

1.0t-3.5t
全部车型 All models of truck

序号 Item	物料码 Part No.	名称 Description	数量 Qty	备注或适用车型 Remarks or Serial No.
20	GB119-86-B6×30	圆柱销 B6×30 Pin,Parallel B6×30	1	1t-2.5t
	GB119-86-B6×28	圆柱销 B6×28 Pin,Parallel B6×28	1	3t-3.5t
21	YQX25-2006	行星齿轮 Planetary pinion	4	1t-2.5t
	YQX30-2006	行星齿轮 Planetary pinion	4	3t-3.5t
22	YQX25-2004	止推垫圈 Washer,Thrust	4	1t-2.5t
	YQX30-2004	止推垫圈 Washer,Thrust	4	3t-3.5t
23	GB276-94-6211	轴承 6211 Bearing 6211	2	1t-2.5t
	GB276-94-6213	轴承 6213 Bearing 6213	2	3t-3.5t
24	HDCS30-1101	螺栓 Bolt	16	2t-2.5t
24	YQX30-2104	螺栓 Bolt	12	3t-3.5t
25	YQX30-2103	锁紧垫片 Washer,Lock	6	3t-3.5t

图 17 供油泵（液力式）绍兴 SHAOXIN
Fig.17 Charging pump(tor-con type)

1.0t-3.5t
YQX、YQXD 系列液力变速箱
YQX, YQXD Series Hydrodynamic Gearbox



序号 Item	物料码 Part No.	名称 Description	数量 Qty	备注或适用车型 Remarks or Serial No.
A	YQX30-3000	油泵总成 Charging pump	1	见图 12 序号 51 See Fig.12 Item51
1	YQX30-3007	泵壳 Case,Pump	1	
2	YQX30-3001	衬套 Bushing	1	
3	GB9877.1-88-B50×68×8	油封 (F) B50×68×8 Seal,Oil B50×68×8	1	
4	GB3452.1-92-145×3.55	O 型密封圈 145×3.55 O-ring 145×3.55	1	
5	GB5783-86-M8×25	螺栓 M8×25 Bolt M8×25	1	
6	GB5783-86-M8×35	螺栓 M8×35 Bolt M8×35	1	
7	Q20-03-8×14×1.5	密封圈 8×14×1.5 Gasket 8×14×1.5	2	
8	YQX30-3003	主动齿轮 Gear,Drive	1	
9	YQX30-3004	衬套 Bushing	1	
10	YQX30-3005	被动齿轮 Gear,Driven	1	
11	GB119-86-B8×16	圆柱销 B8×16 Pin,Parallel B8×16	2	
12	YQX30-3006	导轮座 Support,Starter	1	

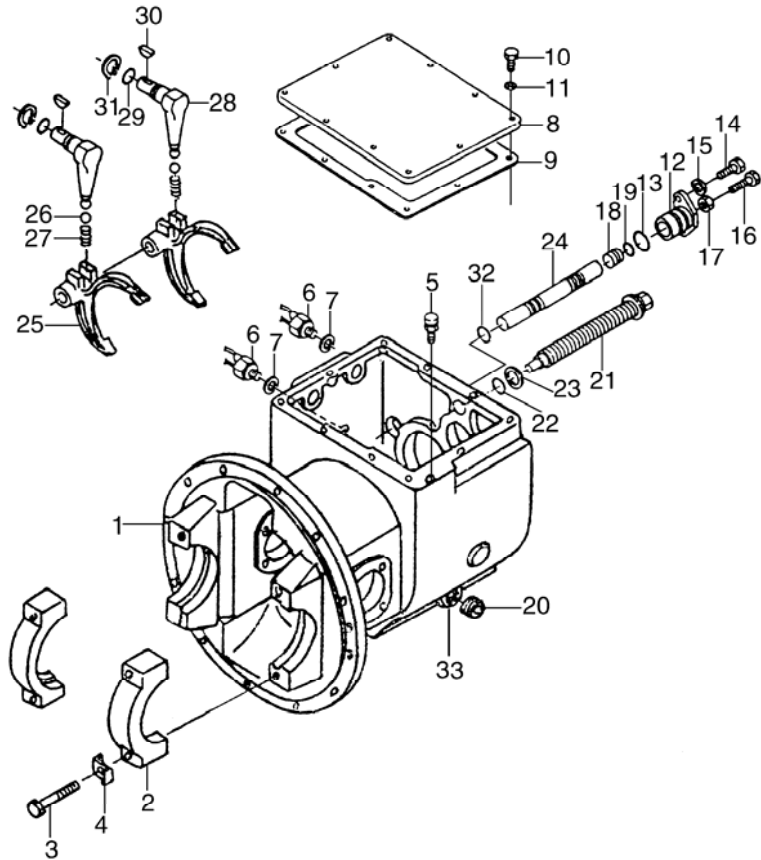
图 18 变速器(机械式 其 1)中南 ZhongNan
Fig.18 Transmission(clutch type part-1)

1.0t-3.5t
JDS 系列机械变速箱 JDS Series Mechanical Gearbox

序号 Item	物料码 Part No.	名称 Description	数量 Qty	备注或适用车型 Remarks or Serial No.
1	JDS25.001	机械变速箱壳体 Case,transmission	1	1t-2.5t
	JDS30.001	机械变速箱壳体 Case,transmission	1	3t-3.5t
2	JDS25.002	轴承座 Cap,bearing	2	1t-2.5t
	JDS30.072	轴承座 Cap,bearing	2	3t-3.5t
3	YDS30.089	螺栓 Bolt	4	
4	YDS25.003	锁片 Plate,lock	4	1t-2.5t <2013-01-01
4	JDS25.003	锁片 Plate,lock	4	1t-2.5t ≥2013-01-01
4	YDS30.082	锁片 Plate,lock	4	3t-3.5t
5	JDS30.050	塞体 Air breather	1	
	JDS30.051	盖 Cover	1	
6	JK208	倒车灯开关 Switch,back-lamp	1	≥2013-01-01 数量 2 Qty2
7	14×24×2 Q/301B202-86	密封圈 14×24×2 Seal ring	1	≥2013-01-01 数量 2 Qty2
8	JDS30.048	箱盖 Cover,case	1	
9	JDS30.049	箱盖垫片 Gasket,case cover	1	
10	GB5783-86-M10×1.25×16	螺栓 M10×1.25×16 Bolt M10×1.25×16	10	<2013-01-01

图 18 变速器(机械式 其 1)中南 ZhongNan
Fig.18 Transmission(clutch type part-1)

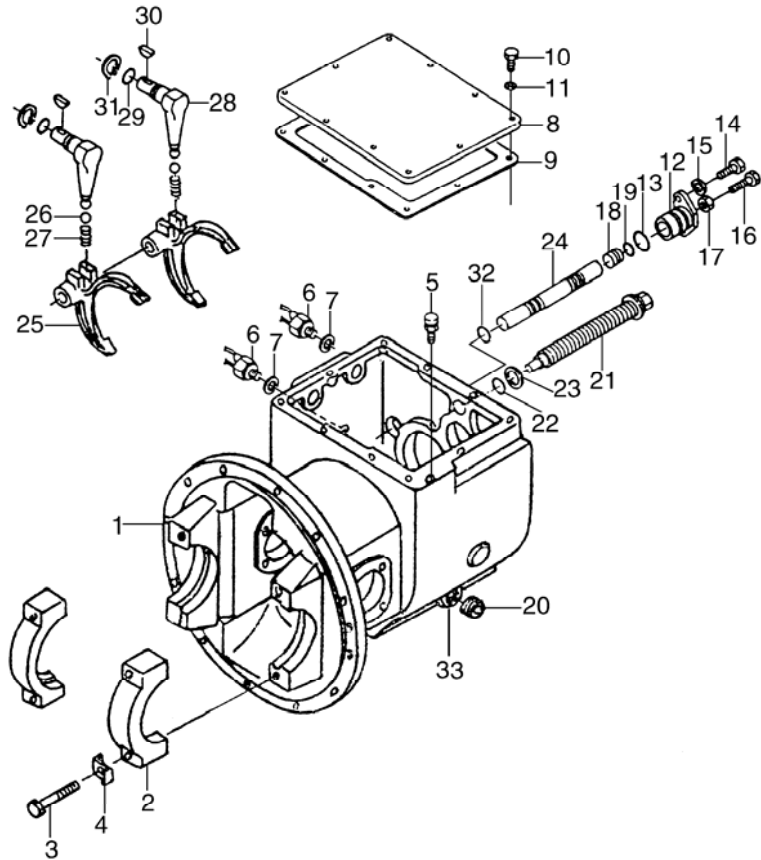
1.0t-3.5t
JDS 系列机械变速箱 JDS Series Mechanical Gearbox



序号 Item	物料码 Part No.	名称 Description	数量 Qty	备注或适用车型 Remarks or Serial No.
10	GB5783-2000-M10×20	螺栓 M10×20 Bolt M10×20	10	≥2013-01-01
11	GB93-87-10	垫圈 10 Washer lock 10	10	
12	JDS30.031	轴臂 Supporter, arm shaft	1	
13	35×3.1 GB1235-76	O 形圈 35×3.1 O-ring	1	
14	GB5783-2000-M8×20	螺栓 M8×20 Bolt	2	
15	GB93-87-8	垫圈 8 Washer, lock	2	
16	GB5783-2000-M10×45	螺栓 M10×45 Bolt	1	
17	GB6170-2000-M10	螺母 M10 Nut	1	
18	JDS30.032	塞 Plug	1	
19	20×2.4 GB1235-76	O 形圈 20×2.4 O-ring	1	
20	YDS30.104	螺塞 Plug	1	<2013-01-01
20	YBS5.133	螺塞 Plug	1	≥2013-01-01
21	JDS30.027	滑动螺栓 Bolt, slide	1	
22	28×3.5 GB1235-76	O 形圈 28×3.5 O-ring	1	
23	JDS30.028	外齿弹性垫圈 Washer	1	

图 18 变速器(机械式 其 1)中南 ZhongNan
Fig.18 Transmission(clutch type part-1)

1.0t-3.5t
JDS 系列机械变速箱 JDS Series Mechanical Gearbox



序号 Item	物料码 Part No.	名称 Description	数量 Qty	备注或适用车型 Remarks or Serial No.
24	JDS30.033	换挡杆 Rod,shift	1	
25	JDS30.044	拨叉 Fork,shift	2	
26	10.0000G200b GB/T308-2002	钢球 10.000G200b Ball,steel	2	
27	JDS30.045	弹簧 Spring	2	
28	JDS30.047	转动杆 Lever,shift	2	
29	22×2.4 GB1235-76	O 形圈 22×2.4 O-ring	2	
30	5×19 GB/T1099.1-2003	半圆键 5×19 Key,woodruf	2	
31	GB/T894.1-86-22	弹性挡圈 22 Snap ring	2	
32	JDS30.033	调整垫片 Shim	1/3	
33	18 JB982-77	组合密封垫圈 Washer	1	
			2	
			2	

图 19 变速器(机械式 其 2)中南 ZhongNan
Fig.19 Transmission(clutch type part-2)

1.0t-3.5t
JDS 系列机械变速箱 JDS Series Mechanical Gearbox

序号 Item	物料码 Part No.	名称 Description	数量 Qty	备注或适用车型 Remarks or Serial No.
1	JDS30.026	轴环 Collar	1	
2	JDS30.025	主动轴 Shaft,main drive	1	
3	JDS30.024	轴承架 Retainer,bearing	1	
4	42×3.5 GB1235-76	O 形圈 42×3.5 O-ring	1	
5	AC1315E0	油封 Seal,oil	1	
6	6005 GB/T276-94	深沟球轴承 6005 Deep groove ball bearings	1	
7	GB893.2-86-47	弹性挡圈 47 Snap ring	1	
8	GB894.1-86-25	弹性挡圈 25 Snap ring	2	
9	JDS30.037	输入齿轮 Gear,innut	1	
10	JDS30.038	隔套 Spacer	1	
11	6207 GB/T276-94	深沟球轴承 6207 Deep groove ball bearings	1	
12	6207N GB/T276-94	外圈有止动槽的深沟球轴承 Ball,bearings	1	
	72/78.6 GB305-89	72/78.6 止动环 Ring,thrust	1	
13	JDS30.040	隔套 Spacer	1	
14	GB894.1-86-35	弹性挡圈 35 Snap ring	1	

图 19 变速器(机械式 其 2)中南 ZhongNan
Fig.19 Transmission(clutch type part-2)

1.0t-3.5t
JDS 系列机械变速箱 JDS Series Mechanical Gearbox

序号 Item	物料码 Part No.	名称 Description	数量 Qty	备注或适用车型 Remarks or Serial No.
15	JDS30.039	轴承垫圈 Spacer	1	
16	GB893.2-86-80	弹性挡圈 80 Snap ring	1	
17	JDS30.003	主轴 Shaft,main	1	
18	NJ306E GB/T283-94	圆柱滚子轴承 NJ306 Bearing,roller	1	
19	GB894.1-86-48	弹性挡圈 48 Snap ring	2	
20	GB894.1-86-30	弹性挡圈 30 Snap ring	2	
21	JDS30.018	隔圈 $\delta=3.0,3.1,3.2,3.3,3.4$ Spacer	1/5 $\times 2$	
22	JDS30.017	止推垫圈 Washer,stop	2	
23	JDS30.019	轴承保持架 Retainer, bearing	1	
24	GB893.2-86-72	弹性挡圈 72 Snap ring	1	
25	6306 GB/T276-94	深沟球轴承 6306 Bearing,ball	1	
26	JDS30.010	啮合套 Sleeve	1	
27	JDS30.007	离合器从动盘毂 Hub,clutch	2	
28	JDS30.013	同步环 Ring,block	4	
29	JDS30.011	嵌块 Insert	6	

图 19 变速器(机械式 其 2)中南 ZhongNan
Fig.19 Transmission(clutch type part-2)

1.0t-3.5t
JDS 系列机械变速箱 JDS Series Mechanical Gearbox

序号 Item	物料码 Part No.	名称 Description	数量 Qty	备注或适用车型 Remarks or Serial No.
30	JDS30.012	弹簧 Spring	4	
31	JDS30.002	高速齿轮 Gear,high speed	1	
32	JDS30.004	低速齿轮 Gear,low speed	1	
33	JDS30.014	前进档齿轮 Gear,forward	1	
34	JDS30.005	倒档齿轮 Gear,reverse	1	
35	JDS30.015W	滚针轴承 Bearing,needle	2	
36	GB5846-86-KJ35×40×27 S	滚针轴承 KJ35×40×27S Bearing,needle	2	
37	JDS30.006	惰轮轴 Shaft, reverse idler	1	
38	6.3500G200b GB308-89	钢球 6.3500G200b Ball,steel	1	
39	JDS30.008	惰轮 Gear,reverse,idler	1	
40	KMJ25×33×24	滚针轴承 Bearing,needle	2	
41	JDS30.009	衬套 Spacer	1	
42	JDS18.041	输出轴 Shaft,output	1	1-1.8t
42	JDS25.041	输出轴 Shaft,output	1	2-2.5t
42	JDS30.041	输出轴 Shaft,output	1	3-3.5t

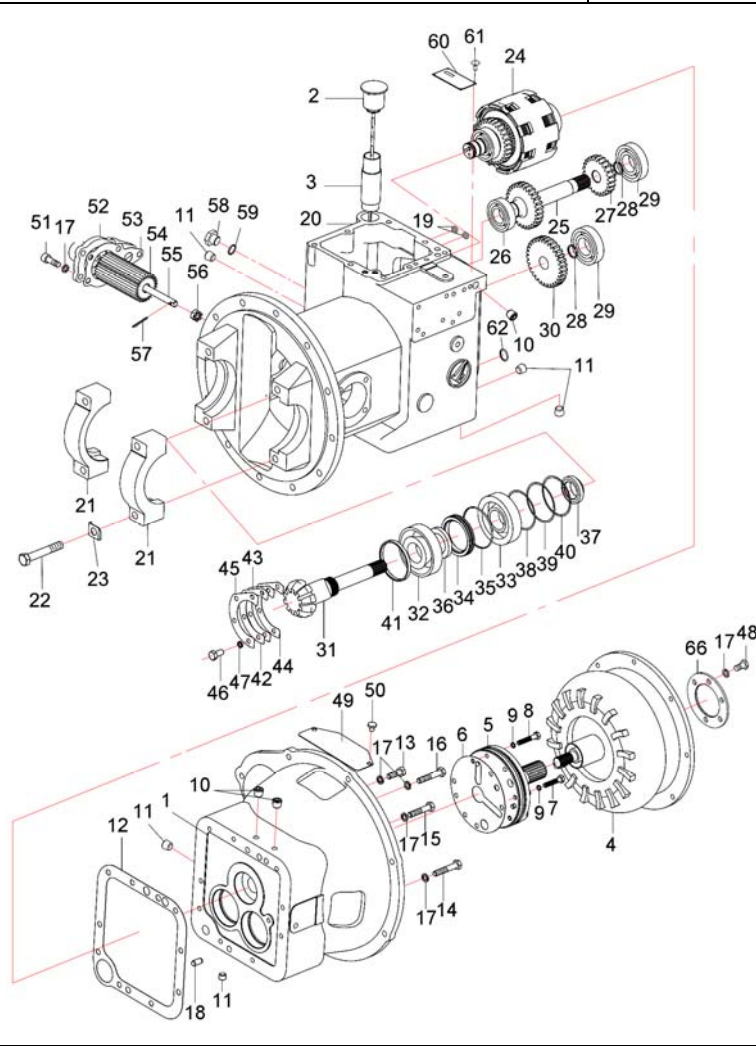
图 19 变速器(机械式 其 2)中南 ZhongNan
Fig.19 Transmission(clutch type part-2)

1.0t-3.5t
JDS 系列机械变速箱 JDS Series Mechanical Gearbox

序号 Item	物料码 Part No.	名称 Description	数量 Qty	备注或适用车型 Remarks or Serial No.
43	JDS30.043 ($\delta=0.1$)	垫片 $\delta=0.1$ Shim	1/3	
44	JDS30.043 ($\delta=0.2$)	垫片 $\delta=0.2$ Shim		
45	JDS30.043 ($\delta=0.3$)	垫片 $\delta=0.3$ Shim		
46	JDS30.042	止推垫圈 Washer,stop	1	
47	JDS30.020 ($\delta=4$)	止推板 $\delta=4$ Plate,thrust	1/4	
	JDS30.020 ($\delta=4.5$)	止推板 $\delta=4.5$ Plate,thrust		
	JDS30.020 ($\delta=5$)	止推板 $\delta=5$ Plate,thrust		
	JDS30.020 ($\delta=5.5$)	止推板 $\delta=5.5$ Plate,thrust		
48	JDS30.021	弹簧垫圈 Spring washer	1	
49	JDS30.075	防松螺母 Nut	1	
50	32208 GB/T297-94	圆锥滚子轴承 32208 Bearing,taper roller	1	
51	32305 GB/T297-94	圆锥滚子轴承 32305 Bearing,taper roller	1	
52	JDS30.035	双联齿轮 Gear,cluster	1	
53	JDS30.034	衬套 Spacer	1	
54	K35×40×30ZW	滚针轴承 K35×40×30ZW Bearing,needle	2	

图 20 变速箱（液力式）中南 ZhongNan
Fig. 20 Transmission(tor-con type)

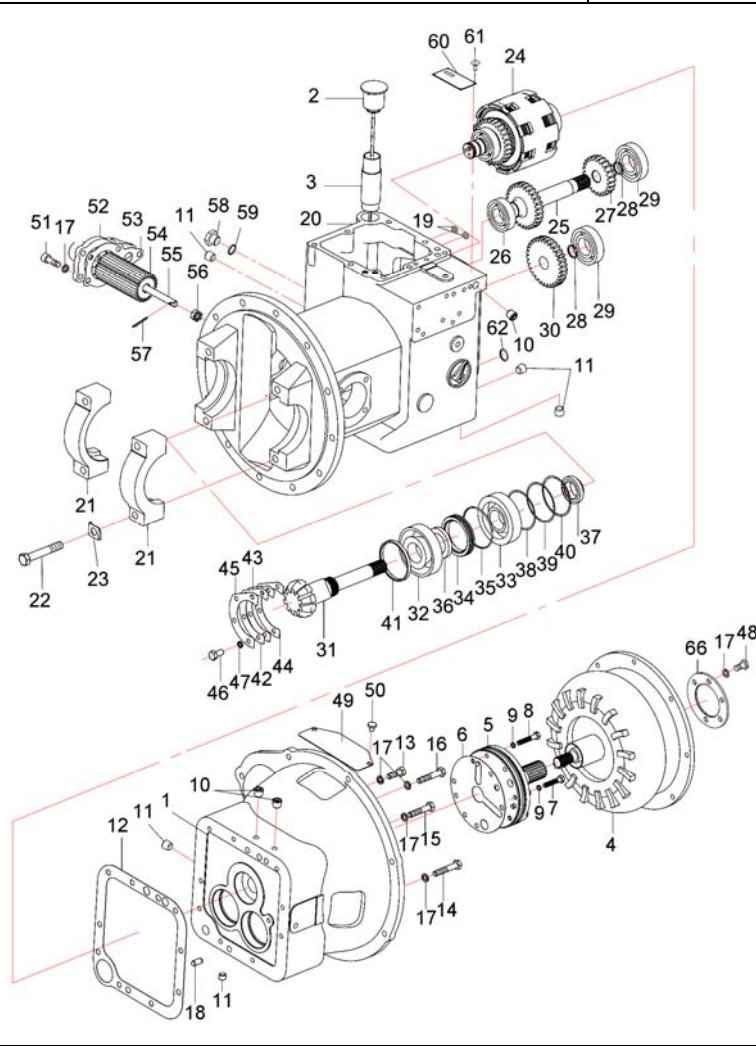
1.0t-3.5t
YQX、YQXD 系列液力变速箱
YQX, YQXD Series Hydrodynamic Gearbox



序号 Item	物料码 Part No.	名称 Description	数量 Qty	备注或适用车型 Remarks or Serial No.
1	YDS30.035	变矩器壳体 Case, Torque-converter	1	YQXD18E
	YDS30H1.001			YQX18H1, YQX30H1 YQXD18H1
	YDS30A.001			YQXD25A
	YDS30.035			YQXD25H
	YDS30.035			YQX30 YQXD30
	YDS30A.001			YQX18HA YQX30A, YQXD30A
	YDS30.035			YQX30H
2	YDS30.909	加油口盖 Cup, Oil fill	1	
3	YDS30.049	加油管 Pipe oil fill	1	
4	YJH265	液力变矩器 Torque-converter	1	YQXD18E
	YJH265			YQX18H1, YQX30H1 YQXD18H1
	YJH265D			YQXD25A
	YJH265A			YQXD25H
	YJH265			YQX30 YQXD30
	YJH265D			YQX18HA YQX30A, YQXD30A

图 20 变速箱（液力式）中南 ZhongNan
Fig. 20 Transmission(tor-con type)

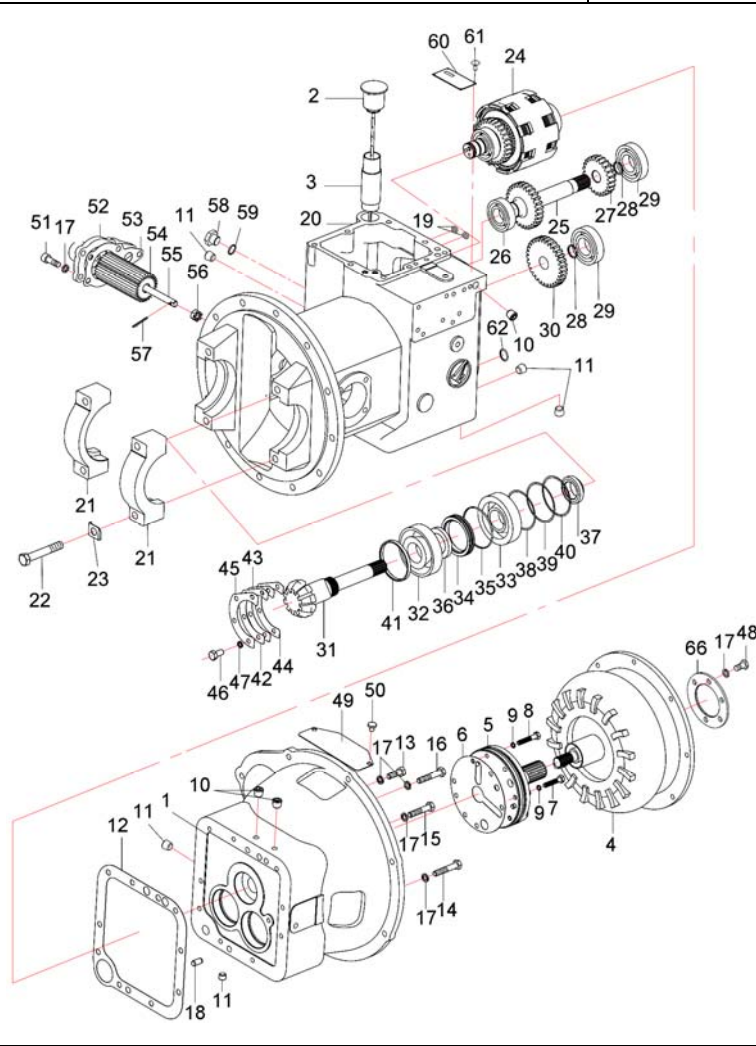
1.0t-3.5t
YQX、YQXD 系列液力变速箱
YQX, YQXD Series Hydrodynamic Gearbox



序号 Item	物料码 Part No.	名称 Description	数量 Qty	备注或适用车型 Remarks or Serial No.
4	YJH265A	液力变矩器 Torque-converter	1	YQX30H
5	YDS30.906	供油泵总成 Charging pump assy	1	见图 25 See Fig. 25
6	YDS30.100	垫片 Gasket	1	
7	YDS30.110	螺栓 Bolt	2	
8	YDS30.111	螺栓 Bolt	4	
9	8 JB/T 982-1977	组合密封垫圈 Combined sealing washer	6	
10	YDS30.103	螺塞 Plug	3	
11	YDS30.104	螺塞 Plug	5	
12	YDS30.038	垫片 Gasket	1	
13	GB/T5783-2000-M10×30	螺栓 Bolt	4	
14	GB/T5783-2000-M10×50	螺栓 Bolt	1	
15	GB/T5783-2000-M10×55	螺栓 Bolt	3	
16	GB/T5783-2000-M10×75	螺栓 Bolt	1	
17	GB/T93-1987-10	弹簧垫圈 Washer spring	20	
18	GB/T119.1-2000-10h8×20	圆柱销 Round pin	2	

图 20 变速箱（液力式）中南 ZhongNan
Fig. 20 Transmission(tor-con type)

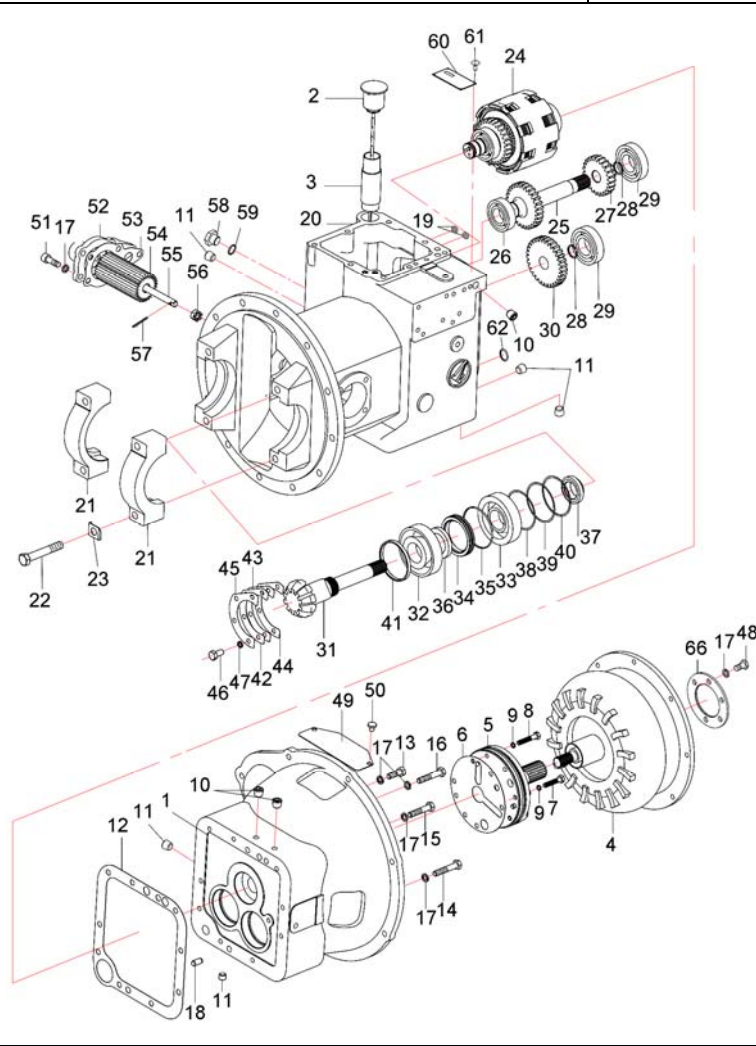
1.0t-3.5t
YQX、YQXD 系列液力变速箱
YQX, YQXD Series Hydrodynamic Gearbox



序号 Item	物料码 Part No.	名称 Description	数量 Qty	备注或适用车型 Remarks or Serial No.
19	15×2.4 GB1235-76	O 形密封圈 O-ring	2	
20	YDS25.018	液力变速箱壳体 Case, Transmission	1	1t-2.5t
	YDS30.136			3t-3.5t
21	YDS25.002	轴承座 Bearing seat	2	1t-2.5t
	YDS30.072			3t-3.5t
22	YDS30.089	螺栓 Bolt	4	
23	YDS25.003	锁片 Plate,lock	4	1t-2.5t
	YDS30.082			3t-3.5t
24	YDS18.901	液力离合器总成 Clutch, hydraulic	1	1t-1.8t 见图 27 SeeFig.27
	YDS30.901			2t-3.5t 见图 27 SeeFig.27
25	YDS30.025	惰轮轴 Shaft,idler	1	
26	6206 GB/T276-1994	深沟球轴承 Deep groove ball bearings	1	
27	YDS30.037	惰轮 Gear,idler	1	
28	GB/T893.1-1986-24	孔用弹性挡圈 Circlips For Holes	1	
29	6207 GB/T276-1994	深沟球轴承 Deep groove ball bearings	2	

图 20 变速箱（液力式）中南 ZhongNan
Fig.20 Transmission(tor-con type)

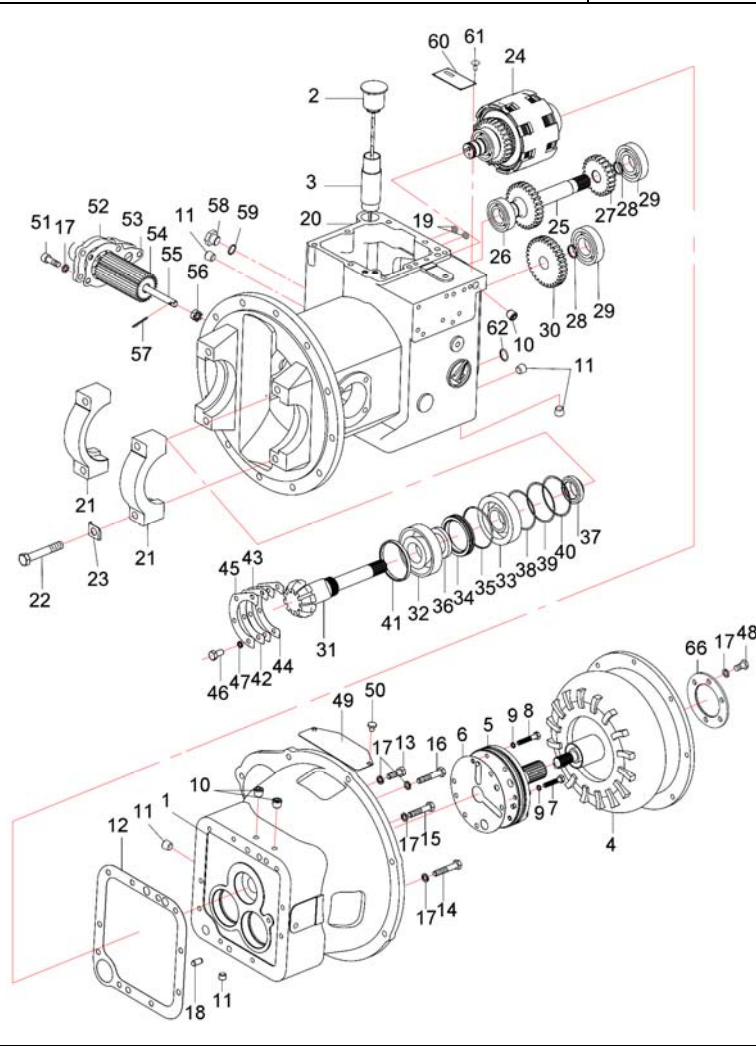
1.0t-3.5t
YQX、YQXD 系列液力变速箱
YQX, YQXD Series Hydrodynamic Gearbox



序号 Item	物料码 Part No.	名称 Description	数量 Qty	备注或适用车型 Remarks or Serial No.
30	YDS30.036	输出齿轮 Gear output	1	
31	YDS18.003	输出轴 Shaft,output	1	1t-1.8t
	YDS25.017			2t-2.5t
	YDS30DY.002			3t-3.5t
32	32208 GB/T 297-1994	圆锥滚子轴承 Bearing,taper rollrt	1	
33	30208 GB/T 297-1994	圆锥滚子轴承 Bearing,taper rollrt	1	
34	YDS30.023	油封保持架 Retainer,oil seal	1	
35	80×3.1 GB1235-76	O形密封圈 O-ring	1	
36	12163-82131	油封 Seal,oil	1	
37	YDS30.024	螺母 Nut	1	
38	YDS30.019 (δ=0.1)	垫 Shim	按需 Need d	
39	YDS30.019 (δ=0.2)			
40	YDS30.019 (δ=0.5)			
41	YDS30.020	轴环 Collapsible	1	

图 20 变速箱（液力式）中南 ZhongNan
Fig.20 Transmission(tor-con type)

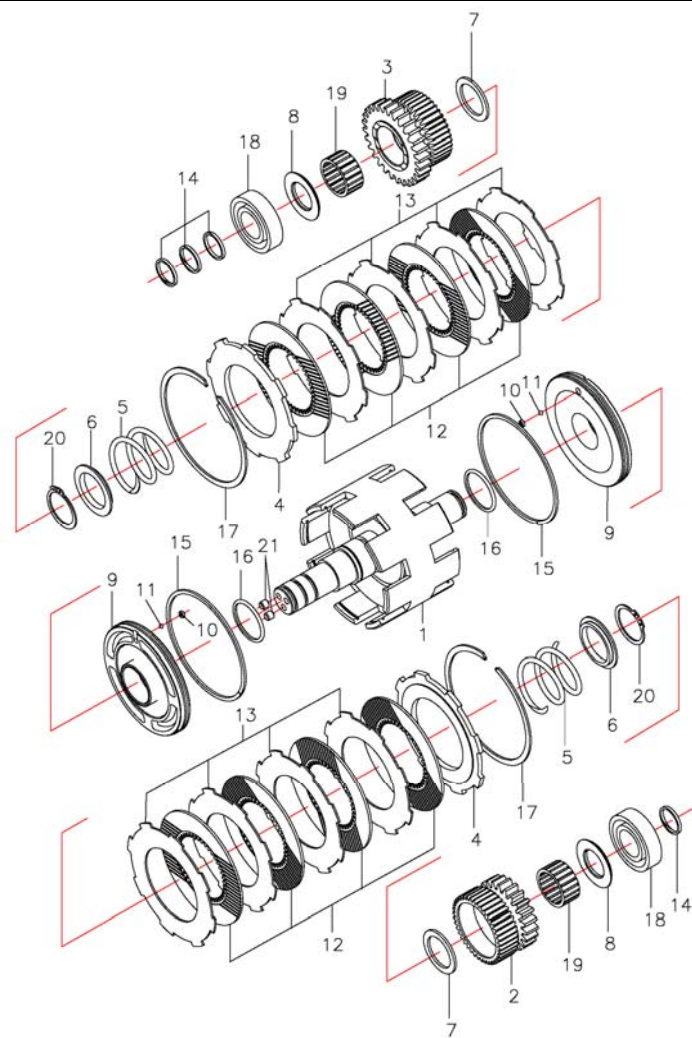
1.0t-3.5t
YQX、YQXD 系列液力变速箱
YQX, YQXD Series Hydrodynamic Gearbox



序号 Item	物料码 Part No.	名称 Description	数量 Qty	备注或适用车型 Remarks or Serial No.
42	YDS30.022 ($\delta=0.1$)	垫片 Shim	按需 Need d	
43	YDS30.022 ($\delta=0.2$)			
44	YDS30.022 ($\delta=0.5$)			
45	YDS30.021	支承片 Plate,,support	1	
46	GB/T5783-2000-M8×20	螺栓 Bolt	4	
47	GB/T93-1987-8	弹簧垫圈 Washer, spring	4	
48	GB/T5786-2000-M10×1.25×20	螺栓 Bolt	6	
49	YDS30.112	窗盖 Cover	1	
50	GB/T818-2000-M8×10	螺钉 Screw	2	
51	GB/T70.1-2000-M10×30	螺钉 Screw	5	
52	YDS30.133	油滤座 Seat ,Strainer	1	
53	YDS30.134	纸垫 paper washer	1	
54	YBS3.814	滤网组件 Filter components	1	
55	YDS30.135	螺杆 screw stem	1	
56	GB/T6181-1986-M12	螺母 Nut	1	

图 21 液力离合器(液力式) 中南 ZhongNan
Fig.21 Hydraulic clutch(tor-con type)

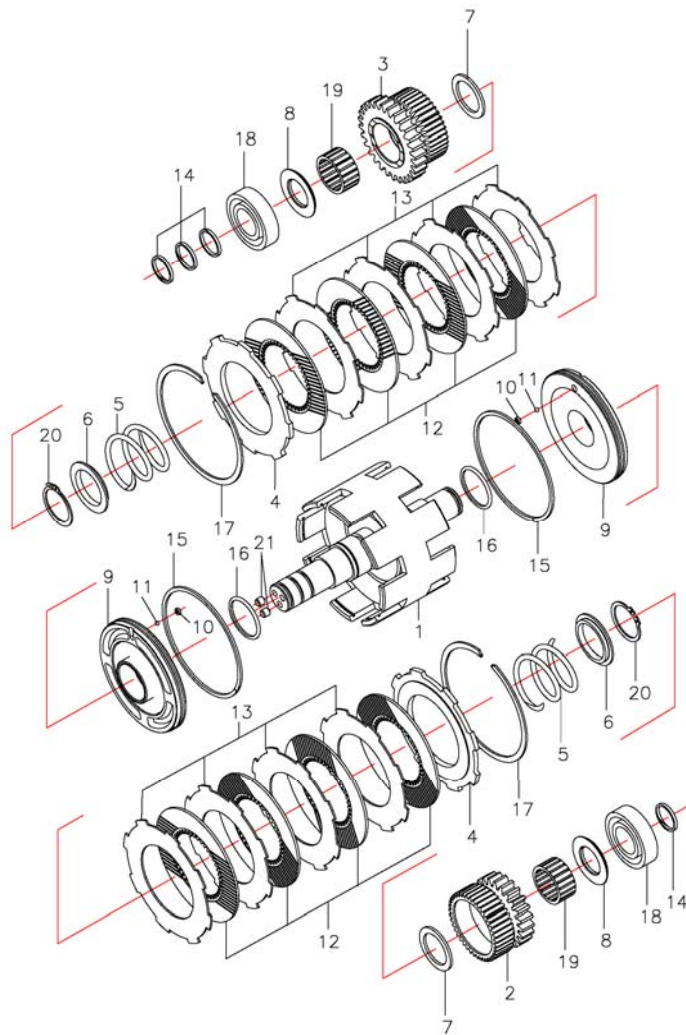
1.0t-3.5t
YQX、YQXD 系列液力变速箱
YQX, YQXD Series Hydrodynamic Gearbox



序号 Item	物料码 Part No.	名称 Description	数量 Qty	备注或适用车型 Remarks or Serial No.
A1	YDS18.901	液力离合器总成 Hydraulic clutch,assy	1	1t-1.8t See Fig.20 Item24
A2	YDS30.901	液力离合器总成 Hydraulic clutch,assy	1	2t-3.5t See Fig.20 Item24
1	YDS30.802	输入轴总成 Assy,Shaft,input	1	
2	YDS30.008	前进档齿轮 Gear,forward	1	
3	YDS18.002	后退档齿轮 Gear,reverse	1	
4	YDS30.012	端板 Plate,end	2	1t-1.8t
4	YDS30.018	端板 Plate,end	2	2t-3.5t
5	YDS30.009	回程弹簧 Spring,return	2	
6	YDS30.010	弹簧座 Seat,spring	2	
7	YDS30.011	止推环 (A) Ring,thrust	2	
8	YDS30.012	止推环 (B) Ring,thrust	2	
A3	YDS30.902	活塞总成 Piston assy	2	包含/INC.9-11
9	YDS30.005	活塞 Piston	2	
10	YDS30.006	塞 Plug	2	
11	4 G200b GB/T 308-2002	钢球 Steel ball	2	

图 21 液力离合器(液力式) 中南 ZhongNan
Fig.21 Hydraulic clutch(tor-con type)

1.0t-3.5t
YQX、YQXD 系列液力变速箱
YQX, YQXD Series Hydrodynamic Gearbox



序号 Item	物料码 Part No.	名称 Description	数量 Qty	备注或适用车型 Remarks or Serial No.
12	11243-82141	摩擦片 Disk,friction	8	2-3.5t 数量/Qty8 1-1.8t 数量/Qty6
13	123S3-82111	隔片 Spacer	8	2-3.5t 数量/Qty8 1-1.8t数量/Qty6
14	YDS30.015	密封环 (A) Ring,seal	4	
15	YDS30.016	密封环 (B) Ring,seal	2	
16	40×3.5 GB 1235-76	O 形密封圈 O-ring	2	
17	YDS30.017	卡环 Snap ring	2	
18	6026 GB/T 276-9994	深沟球轴承 Deep groove ball bearings	2	
19	K35×42×20	滚针轴承 Bearing,needle	2	
20	GB/T 894.1-1986-40	轴用弹性挡圈 Circlips For shaft 40	2	
21	GB/T 77-2000-M8×8	螺钉 Screw	2	

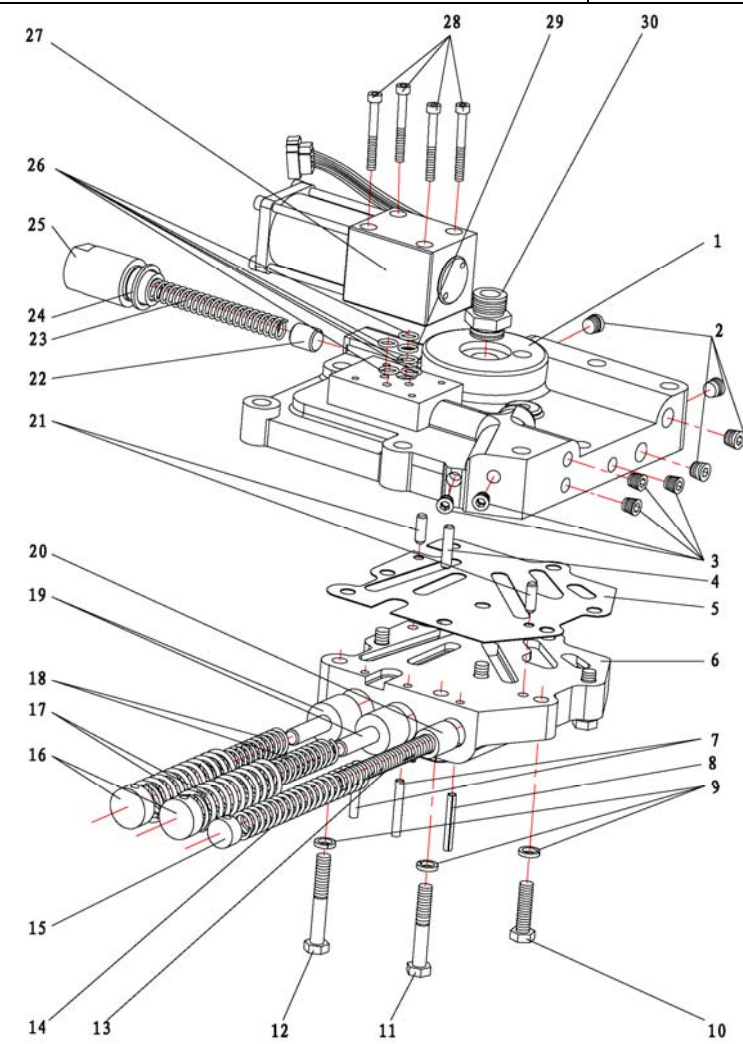
图 22 DCCT5 控制阀（液力式）中南
Fig.22 inching valve(tor-con type) ZhongNan

1.0t-3.5t
YQXD（电磁阀换向）系列液力变速箱
YQXD (Solenoid valve Commutation) Series Hydrodynamic Gearbox

序号 Item	物料码 Part No.	名称 Description	数量 Qty	备注或适用车型 Remarks or Serial No.
A1	DCCT5	DCCT5 控制阀总成 inching valve assy	1	包含/INC:1-30,<2012-01
A1	DCCT5-HF	DCCT5-HF 控制阀总成 inching valve assy	1	包含INC:1-30,≥2012-01, 防水接插件 Plug & Socket Waterproof
1	11243-83272	壳体盖 Cover, Case	1	不单独提供 Do not supply separately
2	YDS30.103	螺塞 Plug	4	
3	YDS30.102	螺塞 Plug	5	
4	GB/T119.1-2000-6h8×28	圆柱销 Round pin	1	
5	116H3-82361a	纸垫 Paper washer	1	
6	15583-83362	阀体 Valve body	1	不单独提供 Do not supply separately
7	GB/T879.1-2000-5×40	弹性圆柱销 Elastic cylindrical pin	2	
8	GB/T879.1-2000-5×35	弹性圆柱销 Elastic cylindrical pin	1	
9	GB/T93-1987-8	垫圈 Washer	8	
10	GB/T5783-2000-M8×30-10.9	螺栓 Bolt	2	
11	GB/T5782-2000-M8×50-10.9	螺栓 Bolt	3	
12	GB/T5782-2000-M8×55-10.9	螺栓 Bolt	3	

图 22 DCCT5 控制阀 (液力式) 中南
Fig.22 inching valve (tor-con type) ZhongNan

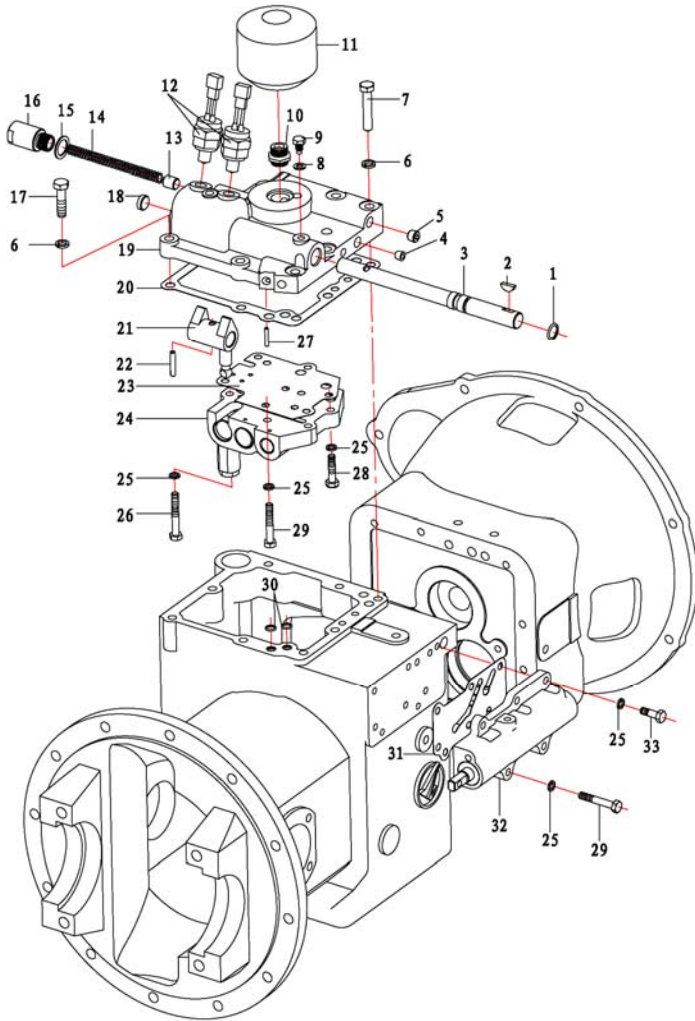
1.0t-3.5t
YQXD (电磁阀换向) 系列液力变速箱
YQXD (Solenoid valve Commutation) Series Hydrodynamic Gearbox



序号 Item	物料码 Part No.	名称 Description	数量 Qty	备注或适用车型 Remarks or Serial No.	
13	YDS30.059	弹簧 Spring	1	不单独提供 Do not supply separately	
14	15583-82411a	弹簧 Spring	1		
15	YDS30.060	塞 Plug	1		
16	YDS30.064	塞 Plug	2		
17	YDS30.062	弹簧 Spring	2		
18	YDS30.063	弹簧 Spring	2		
19	YDS30.061	阀芯 Balsa	2		
20	YDS30.057	活塞 Piston	1		
21	GB/T119.1-2000-6h8×18	圆柱销 Round pin	2		
22	YDS30.052	活塞 Piston	1		
23	YDS30.050	弹簧 Spring	1		
24	20 JB/T982-1977	组合密封垫圈 Combined sealing washer	1		
25	YDS30.051	安全阀盖 Relief valve cover	1		
26	9.00×1.80 GB3452.1-1992	O形密封圈 O-ring	5		

图 23 盖、控制阀、微动阀（液力式）中南
 Fig.23 Cover control valve & inching valve (tor-con type) ZhongNan

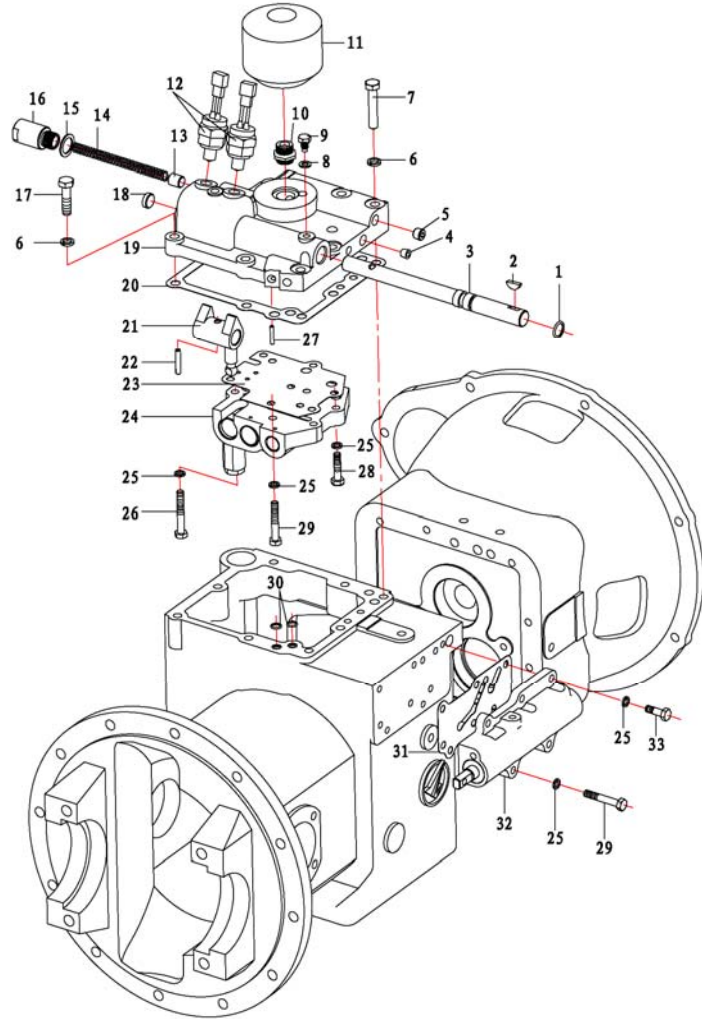
1.0t-3.5t
 YQX、YQXD 系列液力变速箱
 YQX, YQXD Series Hydrodynamic Gearbox



序号 Item	物料码 Part No.	名称 Description	数量 Qty	备注或适用车型 Remarks or Serial No.
1	20×2.4 GB1235-76	O 形密封圈 O-ring	1	
2	5×19 GB/T1099.1-2003	半圆键 Key, woodruf	1	
3	YDS30.032	变速臂轴 Shaft, shift arm	1	
4	YDS30.102	螺塞 Plug	6	
5	YDS30.103	螺塞 Plug	4	
6	GB/T93-1987-10	弹簧垫圈 Washer, spring	8	
7	GB/T5783-2000-M10×55-10.9	螺栓 Bolt	2	
8	8×14×1.5 Q/301B202-86	密封圈 Seal ring	1	
9	YDS30.068	固定螺栓 Bolt, set	1	
10	YDS30.048	管接头 Nipple	1	
11	YBS5.904	滤清器 Strainer	1	
12	JK208	倒车灯开关 Switch	2	
13	YDS30.052	活塞 Piston	1	
14	YDS30.050	弹簧 Spring	1	
15	20×28×1.5Q/301B202-86	密封圈 Seal ring	1	

图 23 盖、控制阀、微动阀（液力式）中南
Fig.23 Cover control valve & inching valve (tor-con type) ZhongNan

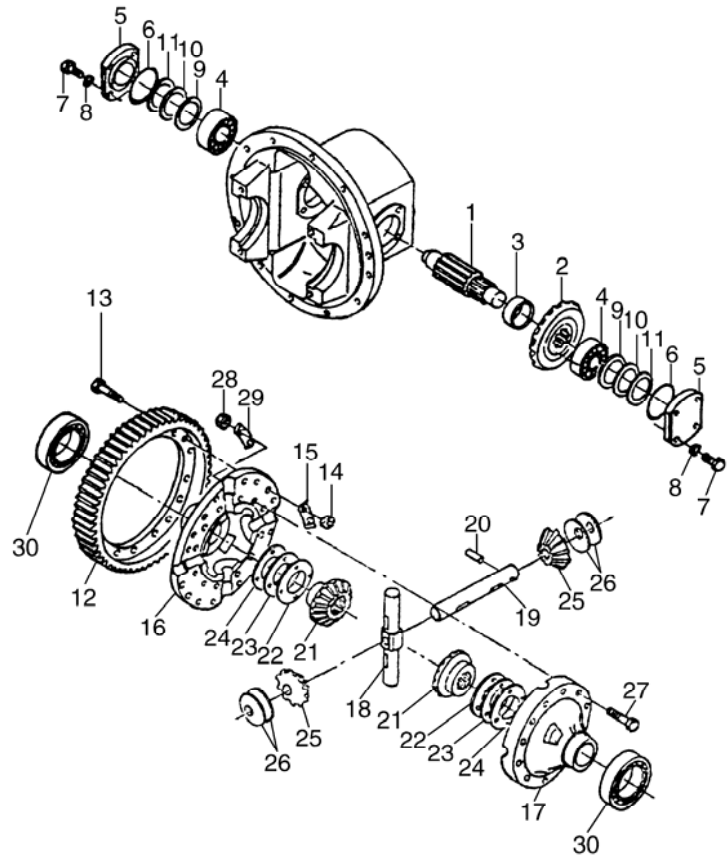
1.0t-3.5t
YQX、YQXD 系列液力变速箱
YQX, YQXD Series Hydrodynamic Gearbox



序号 Item	物料码 Part No.	名称 Description	数量 Qty	备注或适用车型 Remarks or Serial No.
16	YDS30.051	安全阀盖 Cup	1	
17	GB/T5783-2000-M10×40-10.9	螺栓 Bolt	6	
18	YDS30.034	塞子 Plug	1	
A1	YDS30.907	盖和控制阀总成 Assy, Cover Control valve	1	INC:19,21,24
19	YDS30.066	壳体盖 Cover,case	1	不单独提供 Do not supply separately
20	YDS30.067	垫片 Gasket	1	
21	YDS30.033	变速臂 Arm,shift	1	不单独提供 Do not supply separately
22	GB/T879.1-2000-6×32	弹性圆柱销 Elastic cylindrical pin	1	
23	YDS30.065	垫片 Gasket	1	
24	YDS30.904	控制阀总成 Control valve assy	1	不单独提供 Do not supply separately
25	GB/T93-1987-8	弹簧垫圈 Washer,lock	11	
26	GB/T5783-2000-M8×55-10.9	螺栓 Bolt	2	
27	GB/T879.1-2000-4×25	弹性圆柱销 Elastic cylindrical pin	1	
28	GB/T5783-2000-M8×35-10.9	螺栓 Bolt	2	
29	GB/T5783-2000-M8×50-10.9	螺栓 Bolt	4	

图 24 减速器和差速器 (中南)
Fig.24 Reduction & differential (ZhongNan)

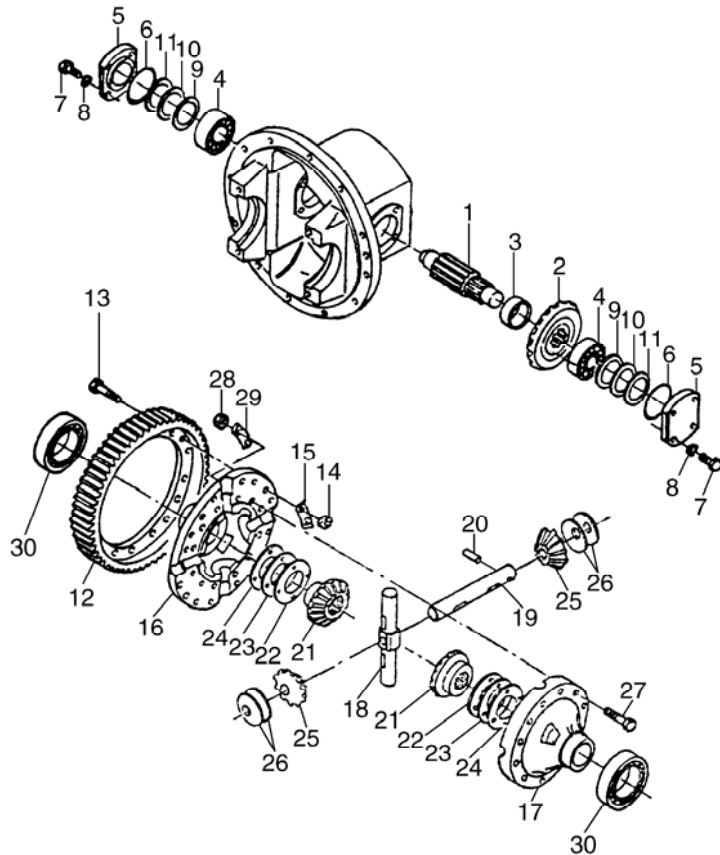
1.0t-3.5t
全部车型 All models of truck



序号 Item	物料码 Part No.	名称 Description	数量 Qty	备注或适用车型 Remarks or Serial No.
1	YDS25.016	齿轴 Shaft, final pinion	1	1t-2.5t
	YDS30.070	齿轴 Shaft, final pinion	1	3t-3.5t
2	YDS18.004	螺旋伞齿轮 Gear, spiral bevel	1	1t-1.8t
	YDS25.015	螺旋伞齿轮 Gear, spiral bevel	1	2t-2.5t
	YDS30DY.071	螺旋伞齿轮 Gear, spiral bevel	1	3t-3.5t
3	YDS30.086	衬套 Spacer	1	
4	32207 GB/T297-94	圆锥滚子轴承32207 Bearing, taper roller	2	
5	YDS30.087	轴承盖 Cover, bearing	2	<2013-01-01
5	YDS18.005	轴承盖 Cover, bearing	2	≥2013-01-01
6	75×3.1 GB1235-76	O形圈75×3.1 O-ring	2	
7	GB5783-86 M10×25	螺栓M10×25 Bolt	8	<2013-01-01
7	GB5783-2000 M10×30	螺栓M10×30 Bolt	8	≥2013-01-01
8	GB93-87-10	弹簧垫圈10 Washer, spring	8	

图 24 减速器和差速器 (中南)
Fig.24 Reduction & differential (ZhongNan)

1.0t-3.5t
全部车型 All models of truck



序号 Item	物料码 Part No.	名称 Description	数量 Qty	备注或适用车型 Remarks or Serial No.
9	YDS30.090 (δ=0.1,0.15)	垫片δ=0.1,0.15 Shim	2	3组选装6件 Select 6 piece in 3 groups
10	YDS30.090 (δ=0.2)	垫片δ=0.2 Shim	2	
11	YDS30.090 (δ=0.5)	垫片δ=0.5 Shim	2	
12	YDS25.010	齿圈 Gear, ring	1	1t-2.5t
A1	YDS25.901	差速器总成 Differential assy	1	1t-2.5t 包含/INC:12,16-30
A2	YDS30.905	差速器总成 Differential assy	1	3t-3.5t 包含/INC:12-30
12	YDS25.073	齿圈 Gear, ring	1	3t-3.5t
13	YDS30.077	螺栓 Bolt	16	3t-3.5t
14	GB/T6176-2000-M10× 1.25-12	螺母 Nut	16	3t-3.5t
15	YDS30.088	锁紧垫片 Washer, lock	8	3t-3.5t
16	YDS25.004	右差速器壳 Case, cross R,H	1	1t-2.5t ZhongNan 16、17成对购买 16、17Paired buy
17	YDS25.005	左差速器壳 Case, cross L,H	1	
16	YDS30.074	右差速器壳 Case, cross R,H	1	3t-3.5t 16、17成对购买 16、17Paired buy
17	YDS30.075	左差速器壳 Case, cross L,H	1	
18	YDS25.008	齿轮轴 (I) Shaft, pinion	1	1t-2.5t

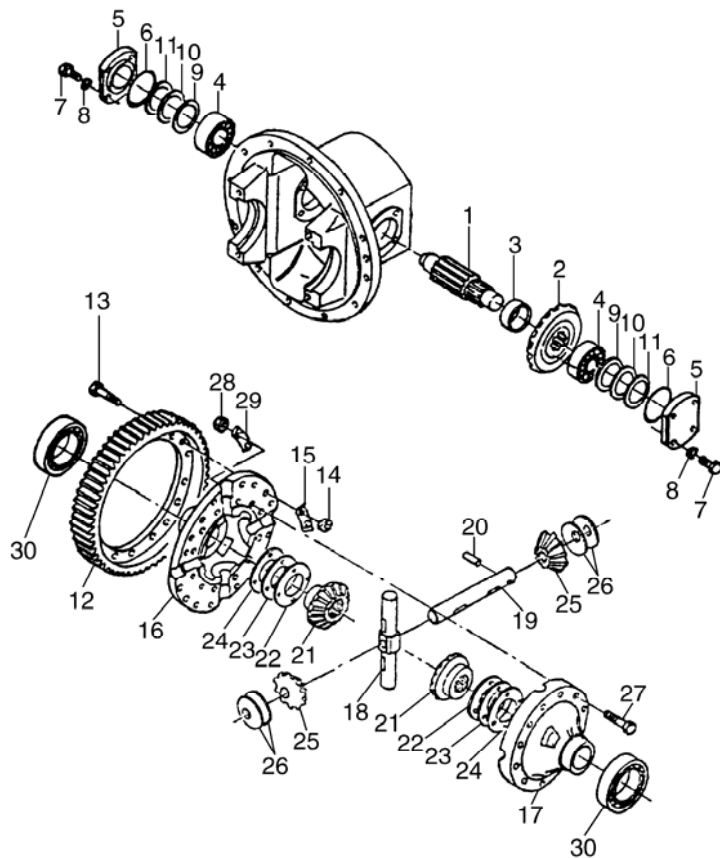
图 24 减速器和差速器 (中南)
Fig.24 Reduction & differential (ZhongNan)

1.0t-3.5t
全部车型 All models of truck

序号 Item	物料码 Part No.	名称 Description	数量 Qty	备注或适用车型 Remarks or Serial No.
18	YDS30.080	齿轮轴 (I) Shaft, pinion	1	3t-3.5t
19	YDS25.009	齿轮轴 (II) Shaft, pinion	1	1t-2.5t
	YDS30.081	齿轮轴 (II) Shaft, pinion	1	3t-3.5t
20	GB119-86-B6×28	园柱销B6×28 Pin parallel	1	1t-2.5t
20	GB119-86-B6×30	园柱销B6×30 Pin parallel	1	3t-3.5t
21	YDS25.011	半轴齿轮 Gear, side	2	1t-2.5t
	YDS30.085	半轴齿轮 Gear, side	2	3t-3.5t
22	YDS25.012 (δ=1.8)	垫圈δ=1.8 Washer	1/4	1t-2.5t
23	YDS25.012 (δ=2.0)	垫圈δ=2.0 Washer	2	
24	YDS25.012 (δ=2.2)	垫圈δ=2.2 Washer	1/4	1t-2.5t
24	YDS25.012 (δ=2.4)	垫圈δ=2.4 Washer	2	
22	YDS30.079S (δ=2.2)	垫圈δ=2.2 Washer	1/3	3t-3.5t
23	YDS30.079S(δ=2.4)	垫圈δ=2.4 Washer		
24	YDS30.079S (δ=2.5)	垫圈δ=2.5 Washer		
25	YDS25.007	行星齿轮 Gear, pinion	4	1t-2.5t

图 24 减速器和差速器 (中南)
Fig.24 Reduction & differential (ZhongNan)

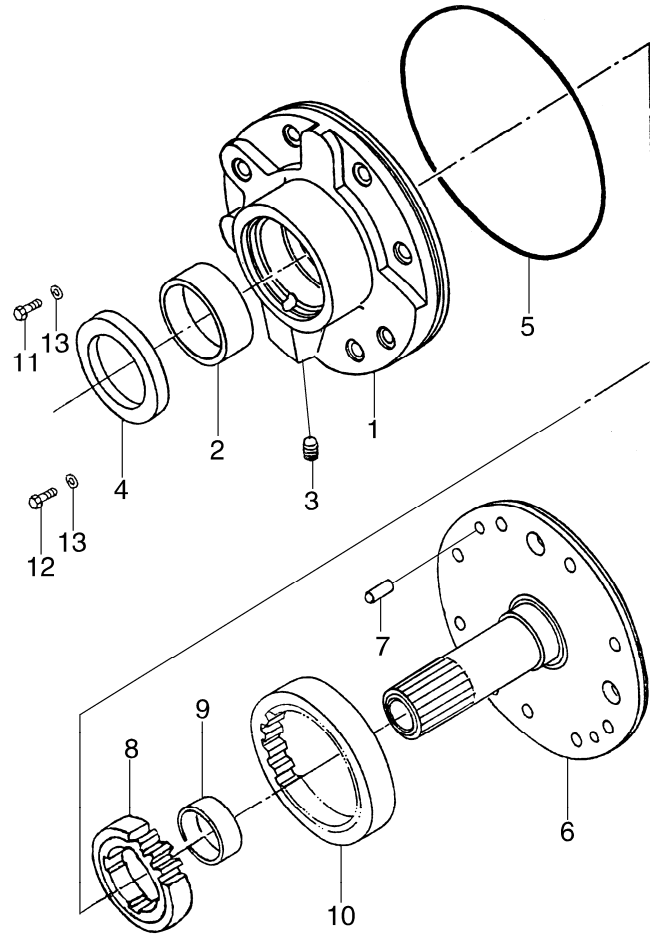
1.0t-3.5t
全部车型 All models of truck



序号 Item	物料码 Part No.	名称 Description	数量 Qty	备注或适用车型 Remarks or Serial No.
25	YDS30.083	行星齿轮 Gear, pinion	4	3t-3.5t
26	YDS25.006 (δ=1.8)	止推垫片δ=1.8 Washer, thrust	1/3 × 4	1t-2.5t
26	YDS25.006 (δ=,2.0)	止推垫片δ=,2.0 Washer, thrust		
26	YDS25.006 (δ=2.2)	止推垫片δ=2.2 Washer, thrust		
26	YDS30.084	止推垫片 Washer, thrust	4	3t-3.5t
27	YDS25.013	螺栓 Bolt	12	1t-2.5t
27	YDS30.076	螺栓 Bolt	12	3t-3.5t
28	GB6176-2000-M10×1.2 5-S12	螺母M10×1.25,12级 Nut	12	
29	YDS25.014	锁紧垫片 Washer, lock	6	1t-2.5t
29	YDS30.078	锁紧垫片 Washer, lock	6	3t-3.5t
30	6211 GB/T276-94	深沟球轴承6211 Deep groove ball bearings	2	1t-2.5t
30	6213 GB/T276-94	深沟球轴承6211 Deep groove ball bearings	2	3t-3.5t

图 25 供油泵（液力式）中南 ZhongNan
Fig.25 Charging pump(tor-con type)

1.0t-3.5t
YQX、YQXD 系列液力变速箱
YQX, YQXD Series Hydrodynamic Gearbox



序号 Item	物料码 Part No.	名称 Description	数量 Qty	备注或适用车型 Remarks or Serial No.
A1	YDS30.906	供油泵总成 Charging pump assy	1	见图 20 序号 5 See Fig.20 Item5
1	YDS30.091	泵壳 Case,pump	1	
2	YDS30.092	衬套 Bushing	1	
3	YDS30.102	堵头 Plug	1	
4	AH2847R	油封 B50×68×8 Seal,oil	1	
5	145×3.55G GB3452.1-92	O 形圈 145×3.55G O-ring	1	
6	YDS30.095	导轮座 Support,starter	1	
7	GB119-86-B8×16	圆柱销 B8×16 Pin,paraller	1	
8	YDS30.096	主动齿轮 Gear, drive	1	
9	YDS30.097	衬套 Bushing	1	
10	YDS30.098	被动齿轮 Gear,driven	1	
11	GB/T 5783-2000-M8×25 -10.9	螺栓 M8×25 Bolt	1	
12	GB/T 5783-2000-M8×35 -10.9	螺栓 M8×35 Bolt	1	
13	8-JB982-77	组合密封垫圈 Combined sealing washer	2	

第二部分 转向系统目录

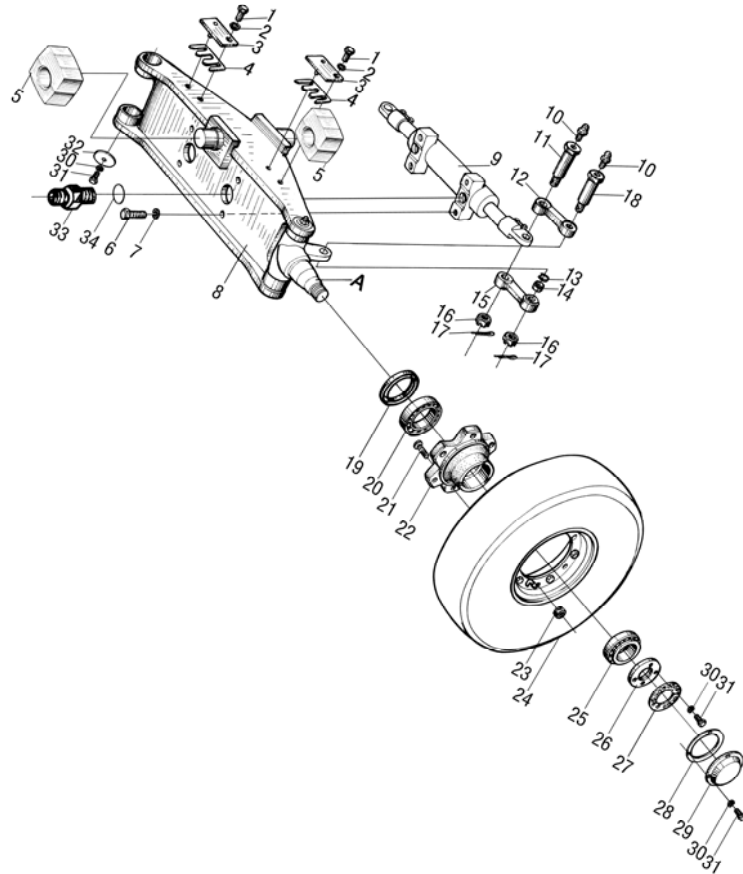
Part II Steering system contents

Ⓐ CPC10/15/18N-RG26 Ⓑ CPCD10/15/18N-RG26 Ⓒ CPC10/15/18N-RW10 Ⓓ CPCD10/15/18N-RW10 Ⓔ CPQD10/15/18N-RW21
 Ⓔ CPC10/15/18N-RG26-J Ⓕ CPQ10/15/18N-RW7 Ⓖ CPQ15/18N-RW7-Y Ⓗ CPQD10/15/18N-RW7 Ⓖ CPQD15/18N-RW7-Y
 Ⓜ CPCD10/15/18N-RW32 Ⓞ CPQD15/18N-RW51-Y Ⓟ CPQD15/18N-RW21-Y

序号 Item	名称 Description	适用车型 Serial No.		页码 Page
图 1 Fig.1	转向桥 I Steering axle I	全部车型 All models of truck		2-1
图 2 Fig.2	转向桥 II Steering axle II	全部车型 All models of truck		2-4
图 3 Fig.3	转向车轮总成 Steering wheel assy	全部车型 All models of truck		2-6
图 4 Fig.4	转向油缸 Steering cylinder	全部车型 All models of truck		2-7
图 5 Fig.5	转向装置 Steering device	全部车型 All models of truck	Ⓜ, <2014-06-23	2-8
图 5-1 Fig.5-1	转向装置 (减震) Steering device (Shock absorption)	选配 Optional 全部车型 All models of truck	Ⓜ, ≥2014-06-23	2-10
图 6 Fig.6	转向管装置 Steering pipe device	全部车型 All models of truck		2-13

图1 转向桥 I
Fig.1 Steering axle I

全部车型
All models of truck



序号 Item	代号 Part No.	名称 Description	数量 Qty	备注或适用车型 Remarks or Serial No.
1	G005786-010030-00	螺栓 M10×1.25×30 Bolt M10×1.25×30	2	
2	G000093-000010-00	垫圈 10 Washer 10	2	
3	N030-223000-000	限位板 Plate	2	
4	N030-220005-000	调整垫片 Adjusting shim	2 组	
5	R840-220001-000	减震块 Shock absorption block	2	
6	G005786-014040-00	螺栓 M14×1.5×40 Bolt M14×1.5×40	4	
7	G000093-000014-00	垫圈 14 Washer 14	4	
8	R840-222000-001	转向桥体(焊接) Steering axle body, Welding	1	<2014-02-01
8	R840-220006-000	转向桥体(铸造) Steering axle body, casting	1	≥2014-02-01
9	R840-224000-000	转向油缸 Steering cylinder	1	见图 4 See Fig.4
10	Q701B45-NPT1/16-G00	油杯 Grease nipple	4	
11	N030-220006-000	销轴 Pin shaft	2	
12	N030-220007-000	上联杆 Tie-rod bar	2	
13	G0893P2-000028-00	挡圈 28 Snap ring 28	4	
14	G009163-1500000-03	轴承 GE15ES-2RS Bearing GE15ES-2RS	4	

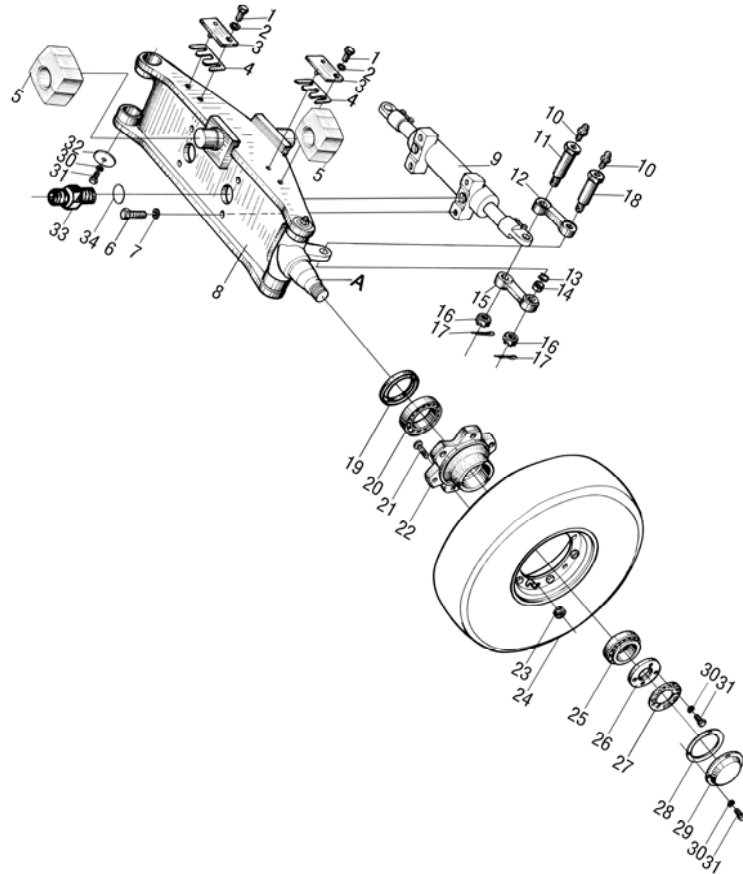
图1 转向桥 I
Fig.1 Steering axle I

全部车型
All models of truck

序号 Item	代号 Part No.	名称 Description	数量 Qty	备注或适用车型 Remarks or Serial No.
15	N030-220008-000	下联杆 Tie-rodbar	2	
16	G009459-000014-01	螺母 M14×1.5 Nut M14×1.5	4	
17	G000091-3P2040-00	销 3.2×40 Pin 3.2×40	4	
18	N030-220006-000	销轴 Pin shaft	2	
19	G013871-060009008-01	油封 FB60×90×8 Oil seal FB60×90×8	2	
20	GT00297-0030208-00	轴承 30208 Bearing 30208	2	
21	N030-220010-000	联接螺栓 Bolt	12	
22	N030-220012-001	转向轮毂 Hub	2	
23	N030-220009-000	球形螺母 Nut	12	
24	N030-221000-000	转向轮胎总成 Steering wheel assy	2	见图 3 See Fig.3
25	GT00297-0030305-00	轴承 30305 Bearing 30305	2	
26	N030-220015-000	锁紧螺母 Lock nut	2	
27	N030-220016-000	防松垫圈 Washer	2	
28	N030-220013-000	纸垫 Gasket	2	
29	N030-220014-000	端盖 End cover	2	

图 1 转向桥 I
Fig.1 Steering axle I

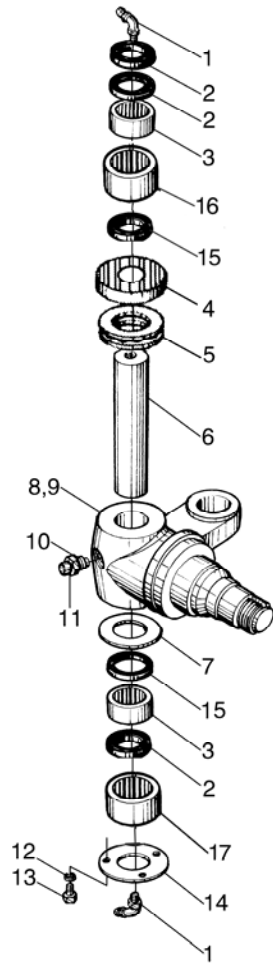
全部车型
All models of truck



序号 Item	代号 Part No.	名称 Description	数量 Qty	备注或适用车型 Remarks or Serial No.
30	G000093-000006-00	垫圈 6 Washer 6	16	
31	G005783-006012-00	螺栓 M6×12 Bolt M6×12	16	
32	R840-220002-000	盖板 Cover plate	2	
33	R960-220101-000	直通接头 Connector	2	
34	JISB2401-P11-G00	O 形密封圈 P11 O-ring P11	2	

图2 转向桥 II
Fig.2 Steering axle II

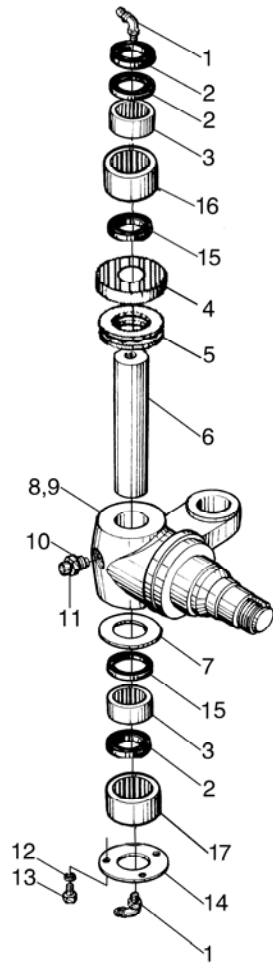
全部车型
All models of truck



序号 Item	代号 Part No.	名称 Description	数量 Qty	备注或适用车型 Remarks or Serial No.
1	Q701B45-NPT1/8-G00	油杯 Grease nipple	4	
2	N030-220001-000	油封 Oil seal	6	
3	JT07918-0253230-00	轴承 K253230 Bearing K253230	4	
4	GT04663-0081205-00	轴承 81205 Bearing 81205	2	
5	N030-220003-000	防尘套 Dustproof bush	2	
6	N030-220002-000	主销 Pin	2	
7	N030-220011-000	调整垫片 Adjusting shim	2 组	
8	N030-220004-000	左转向节 Lefts teering knuckle	1	
9	N030-220017-000	右转向节 Right steering knuckle	1	
10	G000093-000010-00	垫圈 10 Washer 10	2	
11	N163-220027-000	固定螺栓 Bolt	2	
12	G000093-000006-00	垫圈 6 Washer 6	2	
13	G005783-006012-00	螺栓 M6×12 Bolt M6×12	6	
14	R840-220002-000	盖板 Cover plate	2	
15	R840-220005-000	油封 Seal ring	2	

图2 转向桥 II
Fig.2 Steering axle II

全部车型
All models of truck



序号 Item	代号 Part No.	名称 Description	数量 Qty	备注或适用车型 Remarks or Serial No.
16	R840-220003-000	钢套 I Sleeve	2	
17	R840-220004-000	钢套 II Sleeve	2	

图 3 转向车轮总成
Fig.3 Steering wheel assy

全部车型 1.5t-1.8t
All models of truck

序号 Item	物料码 Part NO.	名称 Description	数量 Qty	备注或适用车型 Remarks Or Serial No.
A1	MB150-221000-000	转向车轮总成 Steering wheel assy	2	INC:1-7 实心轮胎Solid Tyre
A1	N030-221000-000	转向车轮总成 Steering tyre assy	2	INC:1-7 充气轮胎Inflated tyre
1	GT10823-0000508-00	实心轮胎 5.00-8 Solid Tyre 5.00-8	2	实心轮胎 Solid Tyre
1	GT02982-000050810-00	充气轮胎 5.00-8-10PR Inflated tyre	2	充气轮胎 Inflated tyre
2	N030-221002-000	内轮辋 Rim,Inner	2	黑色 Brack 序号 2、3 配对购买 Item 2, 3, 2,3 Paired provide
3	N030-221001-000	外轮辋 Rim,Outer	2	
4	N030-221003-000	螺栓 Bolt	12	
5	G000093-000010-00	垫圈 10 Washer 10	12	
6	G009457-000010-00	螺母 M10×1.25 Nut M10×1.25	12	
7	G000091-2P5020-00	销 2.5×20 Pin 2.5×20	12	
8	N030-220009-000	球形螺母 Nut	12	
9	GT10823-0000508-02	无痕轮胎 5.00-8 Non-trace tyre 5.00-8	2	选配 Optional 实心轮胎 Solid Tyre

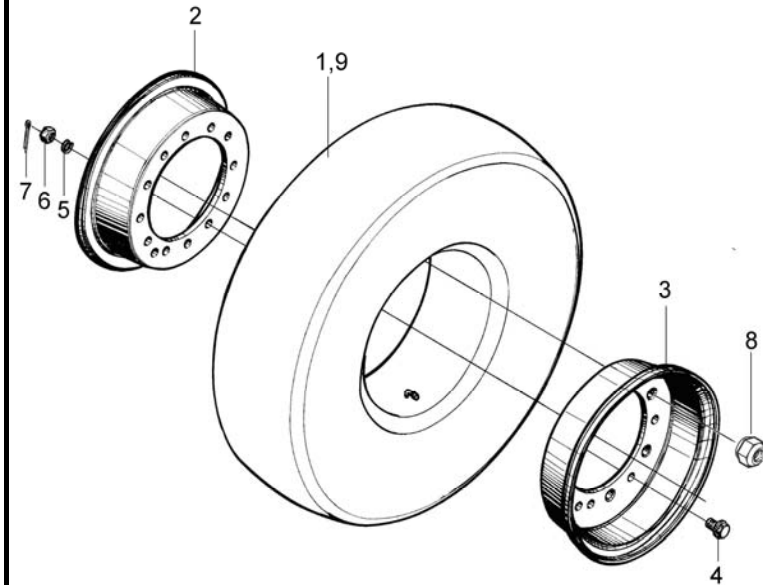


图 4 转向油缸
Fig.4 Steering cylinder

全部车型
All models of truck

序号 Item	代号 Part No.	名称 Description	数量 Qty	备注或适用车型 Remarks or Serial No.
A1	R840-224000-000	转向油缸 Steering cylinder	1	Inc.1-12
1	N030-224001-W00	钢丝挡圈 Snap ring	2	
2	AR2342E5-G00	DKB 防尘圈 40 Dustproof ring	2	
3	FU0497K0-G00	ISI密封圈d40 Seal ring	2	
4	R840-224001-W00	导向套 Guide bush	2	
5	G001235-006503P1-00	O 形密封圈 65×3.1 O-ring 65×3.1	2	
6	G001235-006003P5-00	O 形密封圈 60×3.5 O-ring 60×3.5	2	
7	R840-224100-000	缸体 Cylinder body	1	
8	PT0200600-TN46NA-G00	格莱圈 D60 Ring D60	1	
9	N030-224100-W00	活塞杆组件 Piston rod assy	1	
10	G0893P1-000028-00	挡圈 28 Snap ring 28	2	
11	G009163-1500000-03	轴承 GE15ES-2RS Bearing GE15ES-2RS	2	
12	SF-1-4025-G00	复合衬套 4025 Bush 4025	2	
K1	R840-224-000-Kit	转向油缸修理包 Steering cylinder repair kits	1	INC: 2,3,5,6,8

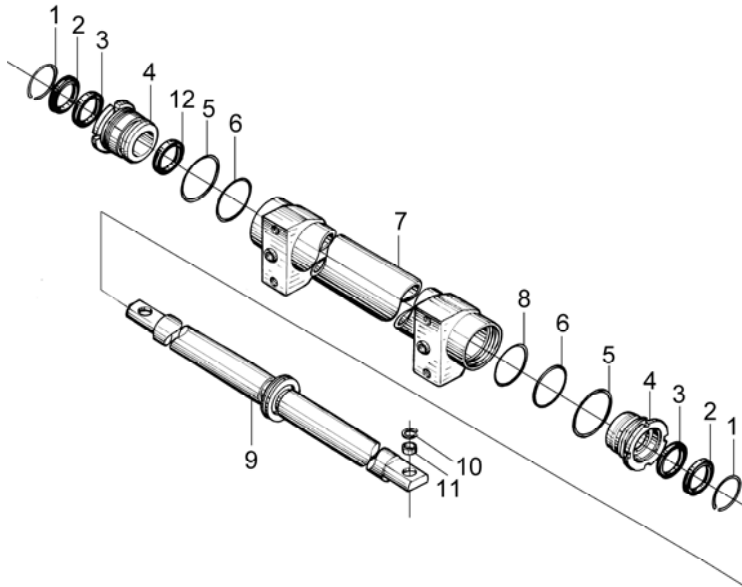


图5 转向装置
Fig.5 Steering device

全部车型
All models of truck

Ⓜ CPCD10/15/18N-RW32
<2014-06-23

序号 Item	代号 Part No.	名称 Description	数量 Qty	备注或适用车型 Remarks or Serial No.
1	N163-211000-000	方向盘总成 Steering wheel assy	1	
2	G006173-000016-00	螺母 M16×1.5 Nut M16×1.5	1	
3	G000093-000016-00	垫圈 16 Washer 16	1	
4	G005783-010035-00	螺栓 M10×35 Bolt M10×35	4	
5	G000093-000010-00	垫圈 10 Washer 10	8	
6	G006184-000010-00	螺母 M10 Nut M10	2	
7	N163-213001-000	垫圈 Washer	4	
8	N163-213300-000	右立板总成 Right clamp assy	1	
9	N163-213200-000	支架体 Bracket	1	
10	N163-213100-000	左立板总成 Left clamp assy	1	
11	N163-210006-000	夹紧螺栓 Bolt	4	
12	N163-210004-000	垫圈 Washer	2	
13	N163-210005-000	夹紧套 Sleeve	1	
14	N163-215000-001	夹紧手柄 Handle	1	
15	N163-210003-000	螺栓 Bolt	1	

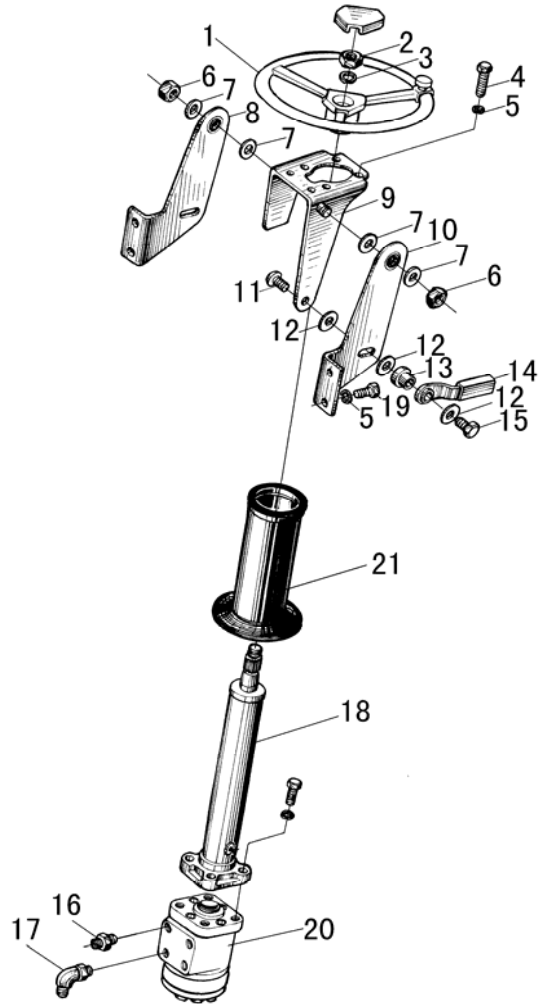
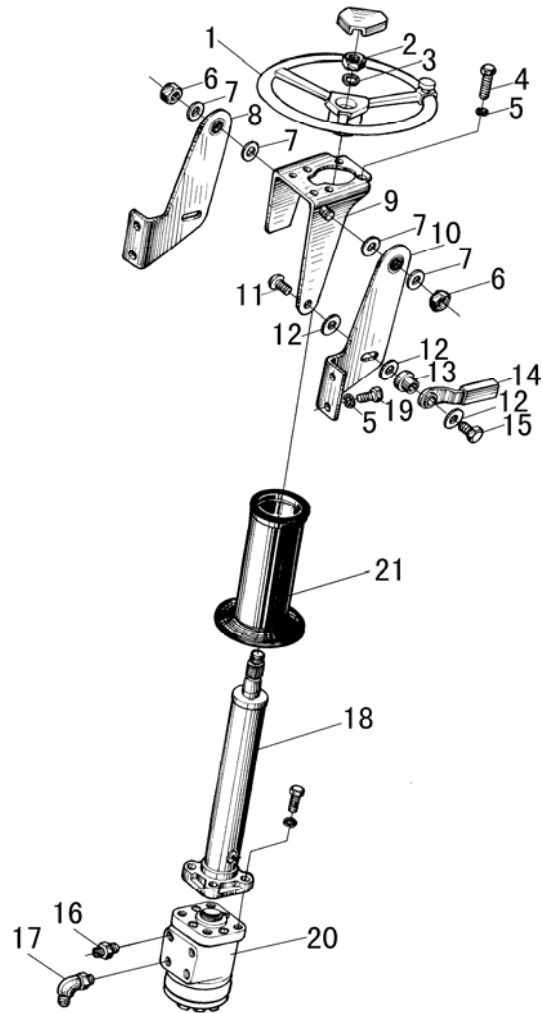


图 5 转向装置
Fig.5 Steering device

全部车型
All models of truck

Ⓜ CPCD10/15/18N-RW32
<2014-06-23

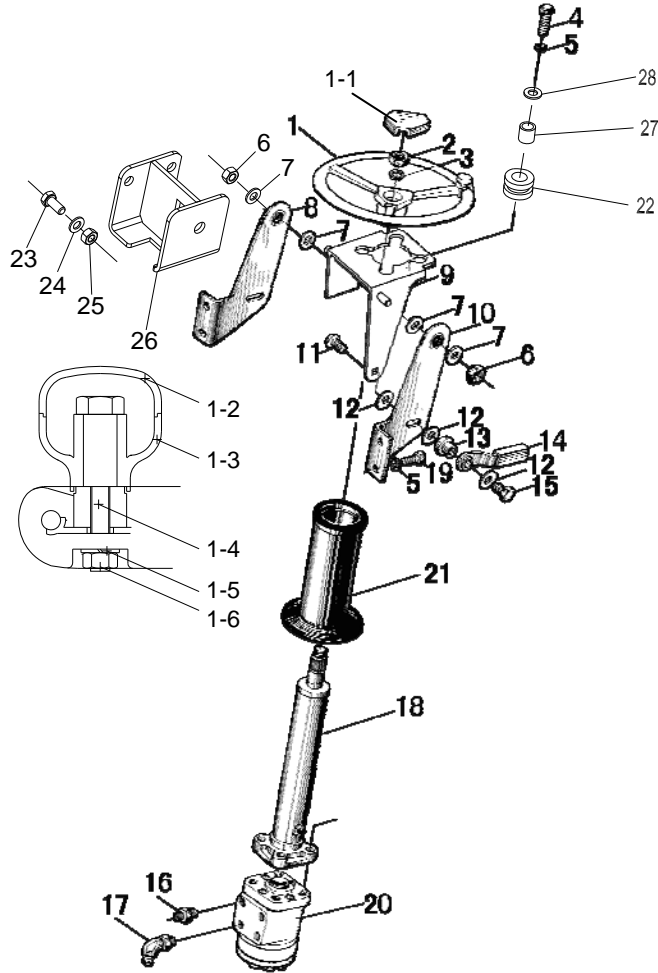


序号 Item	代号 Part No.	名称 Description	数量 Qty	备注或适用车型 Remarks or Serial No.
16	N163-214000-000	管接头 Pipe connector	2	
17	N163-216000-000	管接头 Pipe connector	2	
18	N163-212000-001	转向管装置 Steering pipe device	1	见图 6 See Fig.6
19	G005786-010020-00	螺栓 M10×1.25×20 Bolt M10×1.25×20	4	
20	N030-212000-000	转向器 Orbitrol	1	1.5t-1.8t
21	N163-210007-000	转向管套 Sleeve	1	

图 5-1 转向装置 (减震)
Fig.5-1 Steering device(Shock absorpion)

选配 Optional
全部车型 All models of truck

Ⓜ CPCD10/15/18N-RW32
≥2014-06-23

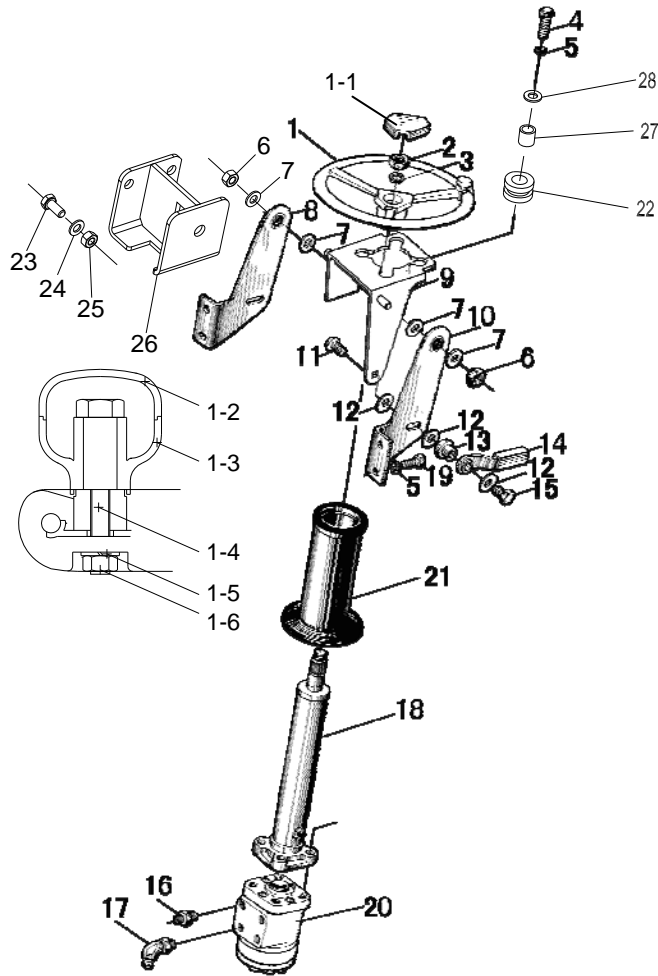


序号 Item	代号 Part No.	名称 Description	数量 Qty	备注或适用车型 Remarks Or Serial No.
1	N163-211000-000	方向盘总成 Steering wheel assy	1	
1-1	N163-211001-W00	喇叭按钮 Horn button	1	
A1	XD-12681	把手总成 KNOB ASSY	1	包含/INC:1-2~1-6
1-2	NO PART NO.	盖子 Lid	1	
1-3	NO PART NO.	把手 Knob	1	
1-4	NO PART NO.	螺栓 Bolt	1	
1-5	G000848-000008-00	垫圈 8 Washer 8	1	
1-6	G001337-000008-00	螺母 M8 Nut M8	1	
2	G006173-000016-00	螺母 M16×1.5 Nut M16×1.5	1	
3	G000093-000016-00	垫圈 16 Washer 16	1	
4	G005783-010045-00	螺栓 M10×45 Bolt M10×45	4	
5	G000093-000010-00	垫圈 10 Washer 10	8	
6	G006184-000010-00	螺母 M10 Nut M10	2	
7	N163-213001-000	垫圈 Washer	4	
8	N163-213300-000	右立板总成 Right clamp assy	1	

图 5-1 转向装置 (减震)
Fig.5-1 Steering device(Shock absorption)

选配 Optional
全部车型 All models of truck

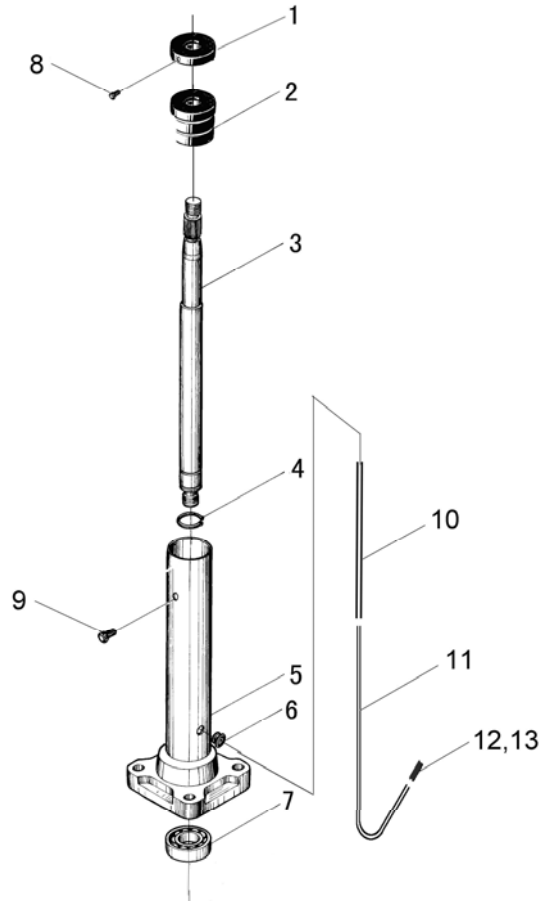
Ⓜ CPCD10/15/18N-RW32
≥2014-06-23



序号 Item	代号 Part No.	名称 Description	数量 Qty	备注或适用车型 Remarks Or Serial No.
9	NC9321-213100-000	支架体 Bracket	1	
10	N163-213100-000	左立板总成 Left clamp assy	1	
11	N163-210006-000	夹紧螺栓 Bolt	4	
12	N163-210004-000	垫圈 Washer	2	
13	N163-210005-000	夹紧套 Sleeve	1	
14	N163-215000-001	夹紧手柄 Handle	1	
15	N163-210003-000	螺栓 Bolt	1	
16	N163-214000-000	管接头 Pipe connector	2	
17	N163-216000-000	管接头 Pipe connector	2	
18	NC9321-212000-000	转向管装置 Steering pipe device	1	见图 6, See Fig.6 减震 Shock absorption
19	G005786-010020-00	螺栓 M10×1.25×20 Bolt M10×1.25×20	4	
20	N030-212000-000	转向器 Orbitrol	1	1.5t-1.8t
21	N163-210007-000	管接头 Pipe connector	1	
22	30DH-200002A	橡胶垫 Rubber pad	4	
23	G005783-008018-00	螺栓 M8×18 Bolt M8×18	2	

图 6 转向管装置
Fig.6 Steering pipe device

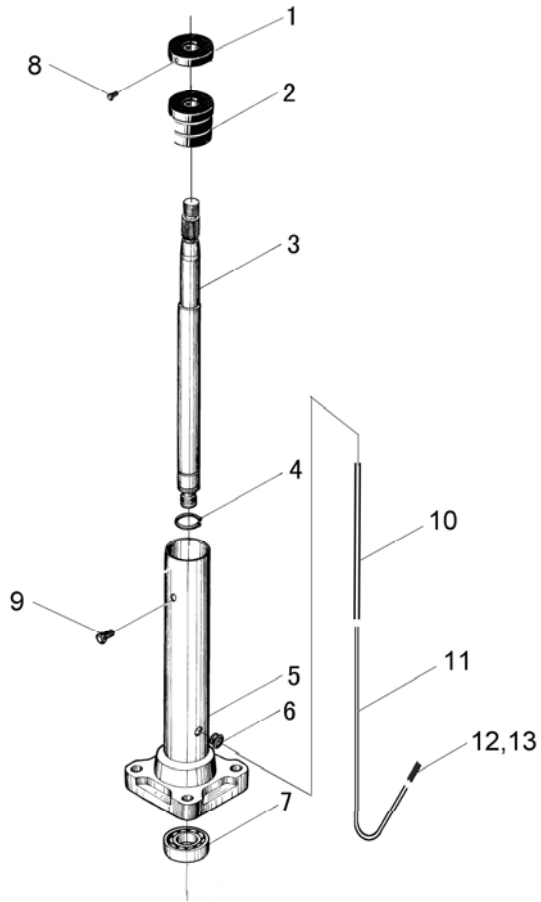
全部车型
All models of truck



序号 Item	代号 Part No.	名称 Description	数量 Qty	备注或适用车型 Remarks or Serial No.
A1	N163-212000-001	转向管装置 Steering pipe device	1	INC.1-13 Fig.5 Item 18
A2	NC9321-212000-000	转向管装置 Steering pipe device	1	包含/INC: 1-13, 减震 Shock absorption
1	50W-423003A	导电圈 Conductive cover	1	
2	N163-212006-000	绝缘套 Sleeve	1	
3	N163-212005-000	转向轴 Steering shaft	1	
4	G0894P1-000020-00	挡圈 20 Snapring 20	1	
5	N163-212300-000	转向管总成 Steering pipe assy	1	
5	NC9321-212100-000	转向管总成 Steering pipe assy	1	减震 Shock absorption
6	50W-423005A	护套 Sleeve	1	
7	GT00276-0061904-00	轴承 61904 Bearing 61904	1	
8	G000071-003008-00	螺钉 M3x8 Screw M3x8	2	
9	G000073-005008-00	螺钉 M5x8 Screw M5x8	2	
10	N163-212007-W00	玻璃丝套管 Sleeve	1	
11	B0001014	导线 QFR1x1.0 黑 Line	1	L=400mm
12	DJ3011A-4-11-G00	单线圆柱复合插头 Plug	1	

图 6 转向管装置
Fig. 6 Steering pipe device

全部车型
All models of truck



序号 Item	物料码 Part No.	名称 Description	数量 Qty	备注或适用车型 Remarks or Serial No.
13	DJ211-4B-G00	圆柱形插头 Plug	1	

第三部分 动力系统目录

Part III Power system contents

- (A) CPC10/15/18N-RG26 (B) CPCD10/15/18N-RG26 (C) CPC10/15/18N-RW10 (D1) CPCD10/15/18N-RW10 (F1) CPQD10/15/18N-RW21
 (G) CPC10/15/18N-RG26-J (K) CPQ10/15/18N-RW7 (K1) CPQ15/18N-RW7-Y (L) CPQD10/15/18N-RW7 (L1) CPQD15/18N-RW7-Y
 (M) CPCD10/15/18N-RW32 (O) CPQD15/18N-RW51-Y (O1) CPQD15/18N-RW21-Y

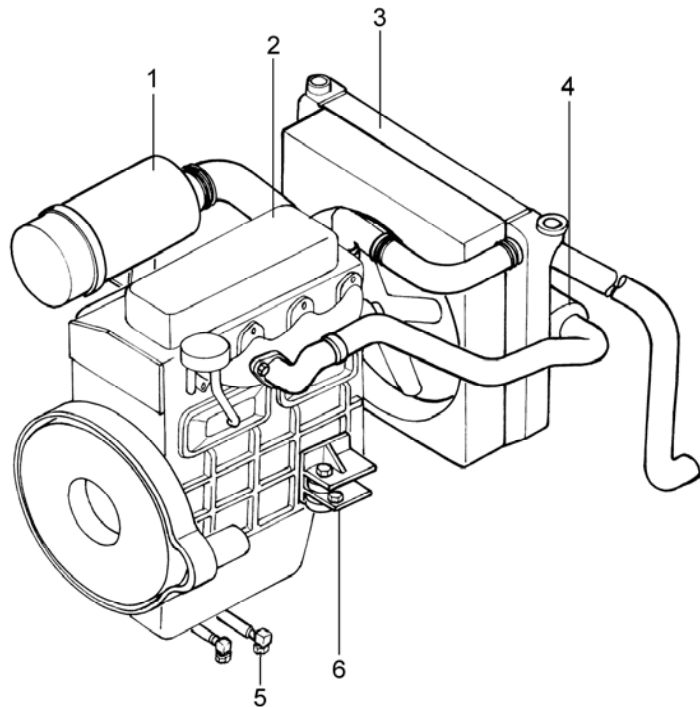
序号 Item	名称 Description	适用车型 Serial No.	页码 Page
图 1 Fig.1	动力系统 Power system	(A) (B) (G)	3-1
图 2 Fig.2	进气系统 Air intake system	(A) (B) (G)	3-2
图 3 Fig.3	排气系统 Exhaust system	(A) (B)	3-3
图 4 Fig.4	排气系统 Exhaust system	(G)	3-4
图 5 Fig.5	冷却系统 Cooling system	(A) (B) (G)	3-5
图 6 Fig.6	燃油系统 Fule system	(A) (B) (G)	3-7
图 7 Fig.7	发动机安装 Engine mount	(A) (B)	3-8
图 8 Fig.8	发动机安装 Engine mount	(G)	3-9
图 9 Fig.9	动力系统 Power system	(C1) (D1)	3-10
图 10 Fig.10	动力系统 Power system	(M)	3-11

序号 Item	名称 Description	适用车型 Serial No.	页码 Page
图 11 Fig.11	进气系统 Air intake system	Ⓒ1 Ⓓ1	3-12
图 12 Fig.12	进气系统 Air intake system	Ⓜ	3-13
图 13 Fig.13	排气系统 Exhaust system	Ⓒ1 Ⓓ1	3-15
图 14 Fig.14	排气系统 Exhaust system	Ⓜ	3-16
图 15 Fig.15	冷却系统 Cooling system	Ⓒ1 Ⓓ1	3-17
图 16 Fig. 16	冷却系统 Cooling system	Ⓜ	3-19
图 17 Fig.17	燃油系统 Fule system	Ⓒ1 Ⓓ1	3-21
图 18 Fig.18	燃油系统 Fule system	Ⓜ	3-23
图 19 Fig. 19	发动机安装 Engine mount	Ⓒ1 Ⓓ1	3-25
图 20 Fig.20	发动机安装 Engine mount	Ⓜ	3-26
图 21 Fig.21	动力系统 Power system	Ⓕ1 Ⓚ Ⓛ	3-27
图 22 Fig.22	动力系统 Power system	Ⓚ1 Ⓛ1 ○ ○1	3-28
图 23 Fig.23	进气系统 Air intake system	Ⓕ1 Ⓚ Ⓚ1 Ⓛ Ⓛ1 ○ ○1	3-31
图 24 Fig.24	进气系统 Air intake system	Ⓚ1 Ⓛ1 ○1	3-32

序号 Item	名称 Description	适用车型 Serial No.	页码 Page
图 25 Fig.25	排气系统 Exhaust system	F1 O O1	3-33
图 26 Fig.26	排气系统 Exhaust system	K K1 L L1	3-34
图 27 Fig.27	冷却系统 Cooling system	F1 K K1 L L1 O O1	3-35
图 28 Fig.28	燃油系统 (汽油和双燃料) Fuel system (Gasoline & Dual fuel)	F1 K K1 L L1 O O1	3-37
图 29 Fig.29	燃油系统 (单燃料) Fuel system (Single fuel)	K1 L1 O O1	3-38
图 30 Fig.30	发动机安装 Engine mount	F1 O O1	3-39
图 31 Fig.31	发动机安装 Engine mount	K K1 L L1	3-40
图 32 Fig.32	高位进气系统 High Air intake system	1.0t-3.5t 全部车型 All models of truck	3-41
图 32-A Fig.32-A	高位进气系统 High Air intake system	1.0t-3.5t 仅选配双空滤 only Optional: Dual air filter	3-42
图 33 Fig.33	高位排气系统 High Exhaust system	C1 D1 F1 O O1	3-43
图 34 Fig.34	高位排气系统 High Exhaust system	M	3-44

图1 动力系统
Fig.1 Power system

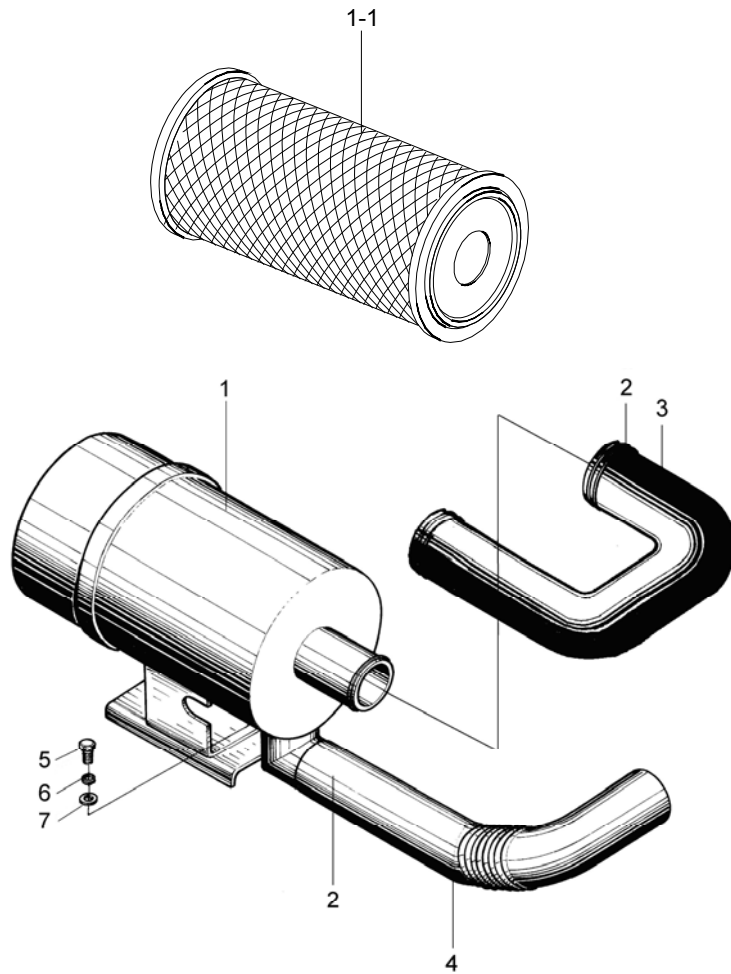
Ⓐ CPC10/15/18N-RG26 Ⓑ CPCD10/15/18N-RG26 Ⓒ CPC10/15/18N-RG26-J



序号 Item	代号 Part No.	名称 Description	数量 Qty	备注或适用车型 Remarks or Serial No.
1	R840-310000-001	进气系统 Air intake system	1	
2	R840-301000-G00	柴油机 Diesel engine		
3	R830-330000-001	冷却系统 Cooling system	1	Ⓐ Ⓒ
3	R840-330000-001	冷却系统 Cooling system	1	Ⓑ
4	N030-320000-003	排气系统 Exhaust system	1	Ⓐ Ⓑ
4	R839-320000-000	排气系统 Exhaust system	1	Ⓒ
5	R840-340000-001	燃油系统 Fuel system	1	
6	R830-350000-000	发动机安装 Engine mount	1	Ⓐ Ⓑ
6	R839-350000-000	发动机安装 Engine mount	1	Ⓒ

图2 进气系统
Fig.2 Air intake system

Ⓐ CPC10/15/18N-RG26 Ⓑ CPCD10/15/18N-RG26 Ⓒ CPC10/15/18N-RG26-J



序号 Item	代号 Part No.	名称 Description	数量 Qty	备注或适用车型 Remarks or Serial No.
1	R840-311000-001	空气滤清器 Air cleaner	1	
1-1	KW1025	滤芯 Filter paper	1	
2	Q676-76-G00	环箍 76 Clamp 76	3	
3	N030-310001-000	发动机进气管 Engine air intake pipe	1	
4	N163-310001-000	进气管 Air intake pipe	1	
5	G005783-008016-000	螺栓 M8×16 Bolt M8×16	2	
6	G000093-000008-00	垫圈 8 Washer 8	2	
7	G0097P1-000008-00	垫圈 8 Washer 8	2	

图3 排气系统
Fig.3 Exhaust system

Ⓐ CPC10/15/18N-RG26 Ⓑ CPCD10/15/18N-RG26

序号 Item	代号 Part No.	名称 Description	数量 Qty	备注或适用车型 Remarks or Serial No.
1	N030-320001-000	排气管垫片 Exhaust pipe gasket	1	
2	N030-322000-003	消声器总成 Muffler assy	1	
3	G005783-008065-00	螺栓 M8×65 Bolt M8×65	2	
4	G001337-000008-00	螺母 M8 Nut M8	2	
5	G000096-000008-00	垫圈 8 Washer 8	4	
6	N163-320100-000	环状减震垫 Ringlike dampener	4	
7	N030-320003-002	消声器左支架 Muffler left bracket	1	
8	G000093-000008-00	垫圈 8 Washer 8	4	
9	G005786-008020-02	螺栓 M8×1×20 Bolt M8×1×20	4	
10	N030-320002-002	消声器右支架 Muffler right bracket	1	

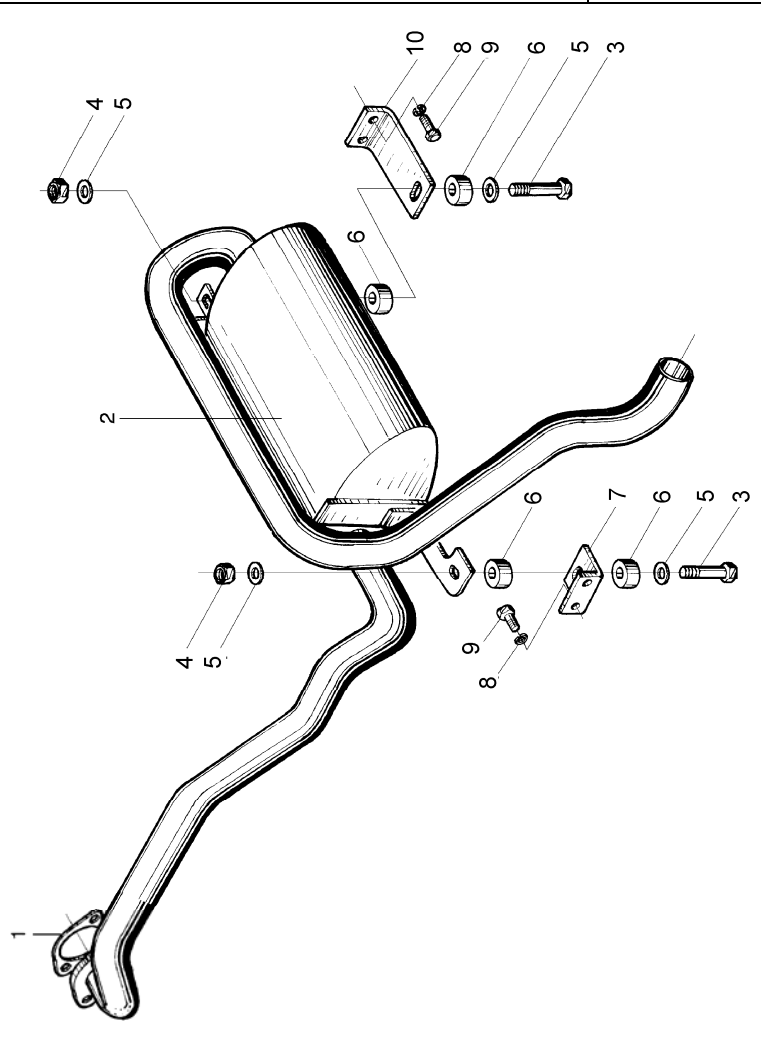
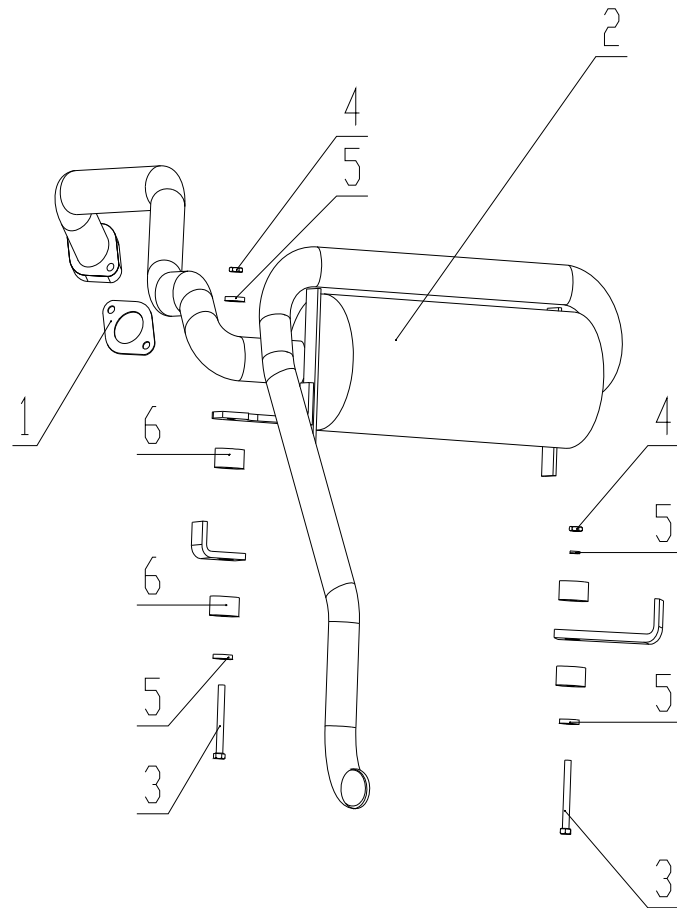


图4 排气系统
Fig.4 Exhaust system

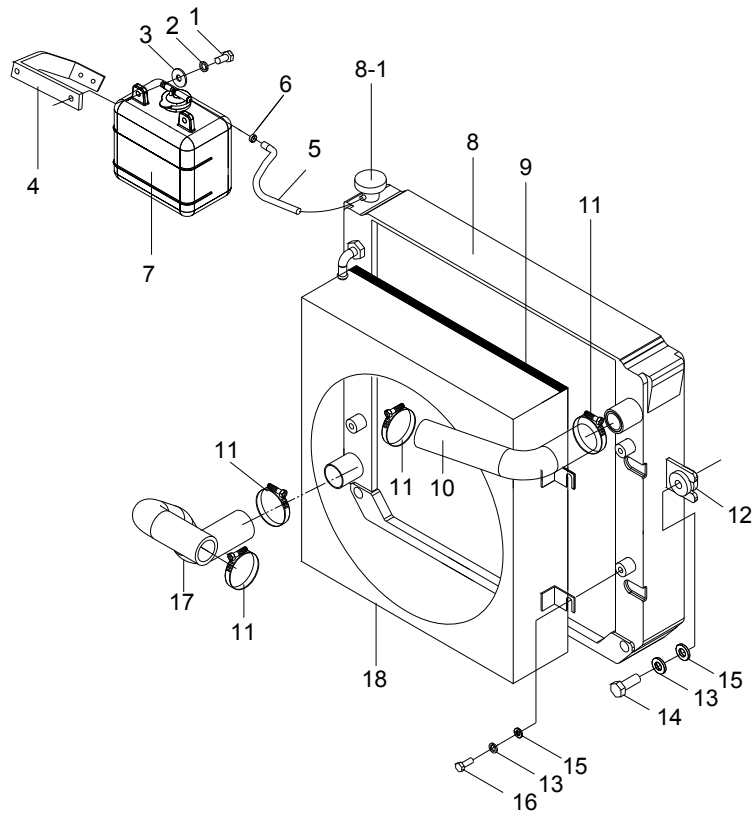
© CPC10/15/18N-RG26-J



序号 Item	代号 Part No.	名称 Description	数量 Qty	备注或适用车型 Remarks or Serial No.
1	N030-320001-000	排气管垫片 Exhaust pipe gasket	1	
2	N030-322000-003	消声器总成 Muffler assy	1	
3	G005783-008065-00	螺栓 M8×65 Bolt M8×65	2	
4	G001337-000008-00	螺母 M8 Nut M8	2	
5	G000096-000008-00	垫圈 8 Washer 8	4	
6	N163-320100-000	环状减震垫 Ringlike dampener	4	

图5 冷却系统
Fig.5 Cooling system

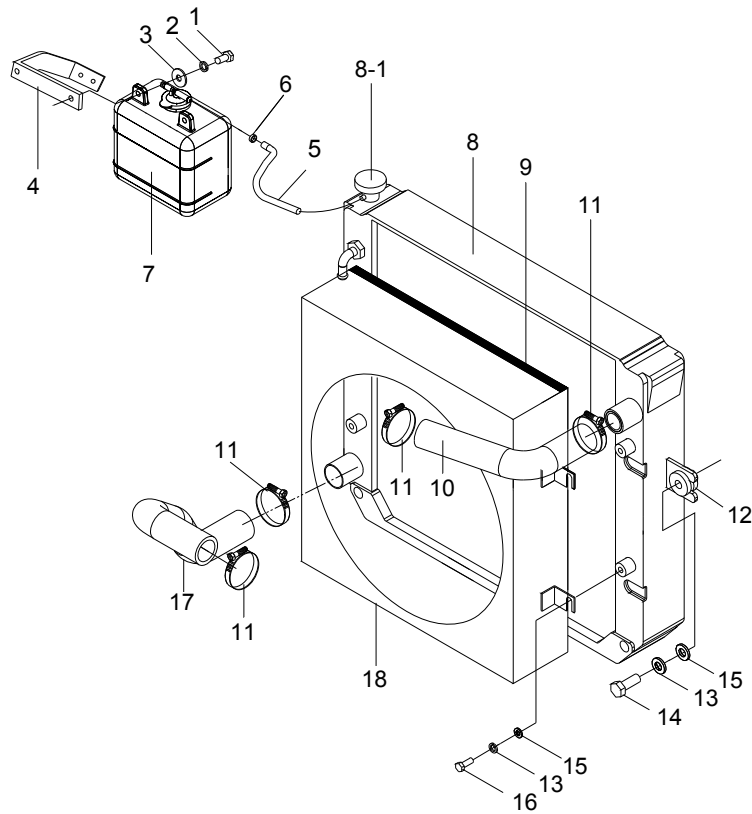
Ⓐ CPC10/15/18N-RG26 Ⓑ CPCD10/15/18N-RG26 Ⓒ CPC10/15/18N-RG26-J



序号 Item	代号 Part No.	名称 Description	数量 Qty	备注或适用车型 Remarks or Serial No.
1	G005783-0028020-00	螺栓 M8×20 Bolt M8×20	4	选配 Optional
2	G000096-000008-00	垫圈 8 Washer 8	2	选配 Optional
3	G000093-000008-00	垫圈 8 Washer 8	4	选配 Optional
4	NC9321-330001-000	支架 Bracket	1	选配 Optional
5	N042-330001-W00	输水胶管 Φ8×Φ12 Rubber pipe	1	
6	Q672-12-G00	双钢丝式环箍 12 Clamp	2	
7	XF250-330200-000	膨胀水箱 Expansion water box	1	选配 Optional
8	N030-334000-000	散热器总成 Radiator assy	1	Ⓐ Ⓒ <2014-07-01
8	N030-334000-001	散热器总成 Radiator assy	1	Ⓐ Ⓒ ≥2014-07-01
8	N040-334000-000	散热器总成 Radiator assy	1	Ⓑ <2014-07-01
8	N040-334000-001	散热器总成 Radiator assy	1	Ⓑ ≥2014-07-01
8-1	Q/SD0130-20B(A=0.9)	散热器盖 Radiator Cap	1	
9	N030-330003-000	密封条 Seal strip	1	
10	N030-330001-000	散热器进水管 Rubber pipe for inlet	1	
11	Q672-45-G00	双钢丝式环箍45 Clamp 45	4	

图5 冷却系统
Fig.5 Cooling system

Ⓐ CPC10/15/18N-RG26 Ⓑ CPCD10/15/18N-RG26 Ⓒ CPC10/15/18N-RG26-J



序号 Item	代号 Part No.	名称 Description	数量 Qty	备注或适用车型 Remarks or Serial No.
12	N163-333000-001	缓冲垫 Cushion	4	
13	G000093-000006-00	垫圈6 Washer 6	8	
14	G005783-006030-00	螺栓 M6×30 Bolt M6×30	4	
15	G000096-000006-00	垫圈 6 Washer 6	8	
16	G5783-006016-00	螺栓 M6×16 Bolt M6×16	4	
17	N030-330002-000	散热器出水管 Rubber pipe for outlet	1	
18	R840-332000-001	护风圈总成 Fan shroud assy	1	

图6 燃油系统
Fig.6 Fuel system

Ⓐ CPC10/15/18N-RG26 Ⓑ CPCD10/15/18N-RG26 Ⓒ CPC10/15/18N-RG26-J

序号 Item	代号 Part No.	名称 Description	数量 Qty	备注或适用车型 Remarks or Serial No.
1	N030-340003-W00	输油胶管 $\phi 8 \times \phi 16.5$ Rubber pipe	1	
2	Q672-16-G00	双钢丝式环箍 16 Clamp 16	4	
3	G005783-006016-00	螺栓 M6×16 Bolt M6×16	6	
4	N030-340002-W00	输油胶管 $\phi 8 \times \phi 16.5$ Rubber pipe	1	
5	N163-341000-G00	燃油箱盖 Cover of fuel case	1	
6	J000982-000006-00	垫圈 6 Washer 6	6	
7	N163-340002-000	磁铁 Ring magnetic iron	1	
8	J000982-000024-00	垫圈 24 Washer 24	1	
9	N163-340008-000	螺塞 Plug	1	
10	R960-341000-001	燃油箱盖组件 Cover of fuel case	1	
10-1	30DH-441000	燃油过滤器 Suction filter	1	
11	N163-700007-000	垫 Pad	1	

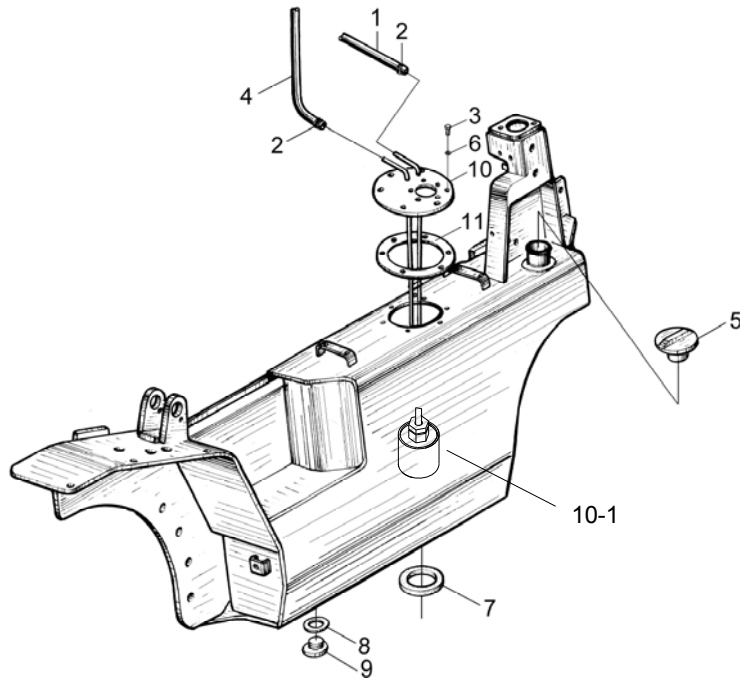
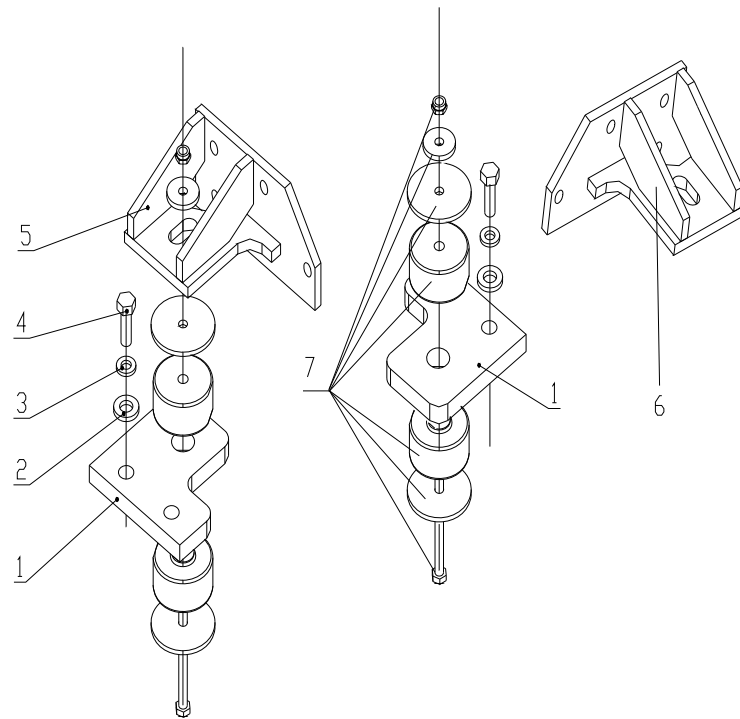


图7 发动机安装
Fig.7 Engine mount

Ⓐ CPC10/15/18N-RG26 Ⓑ CPCD10/15/18N-RG26



序号 Item	代号 Part No.	名称 Description	数量 Qty	备注或适用车型 Remarks or Serial No.
1	R830-350001-000	安装板 mount plate	1	
2	N163-350002-000	垫圈 Washer	4	
3	G000093-000016-00	垫圈 16 Washer 16	4	
4	G005786-016055-01	螺栓 M16×1.5×55 Bolt M16×1.5×55	4	
5	R839-350100-000	发动机左支架 Engine left bracket	1	
6	R839-350200-000	发动机右支架 Engine right bracket	1	
7	N150-350100-000	缓冲垫总成 Cushion assy	2	

图 8 发动机安装
Fig.8 Engine mount

© CPC10/15/18N-RG26-J

序号 Item	代号 Part No.	名称 Description	数量 Qty	备注或适用车型 Remarks or Serial No.
1	R839-350100-000	发动机左支架 Engine left bracket	1	
2	R839-350200-000	发动机右支架 Engine right bracket	1	
3	N150-350100-000	缓冲垫总成 Cushion assy	2	

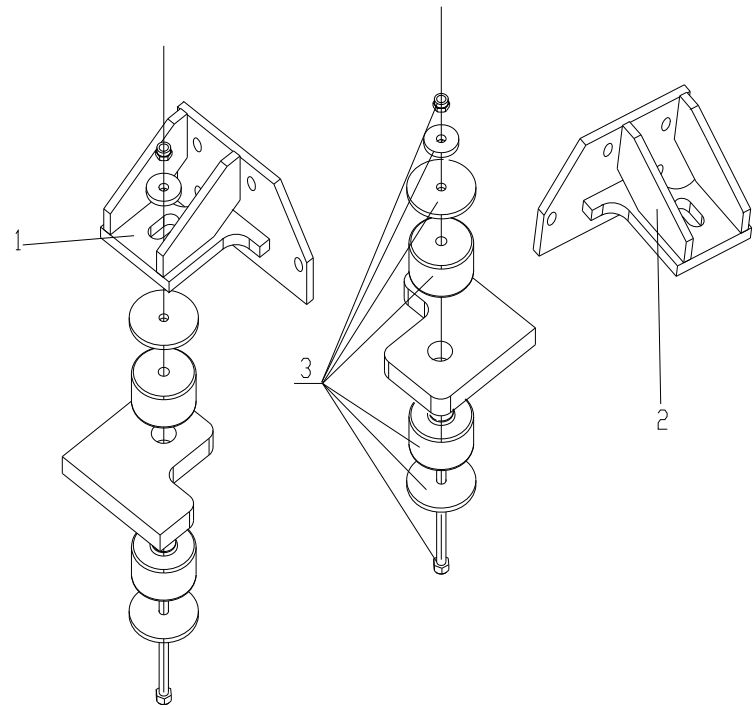
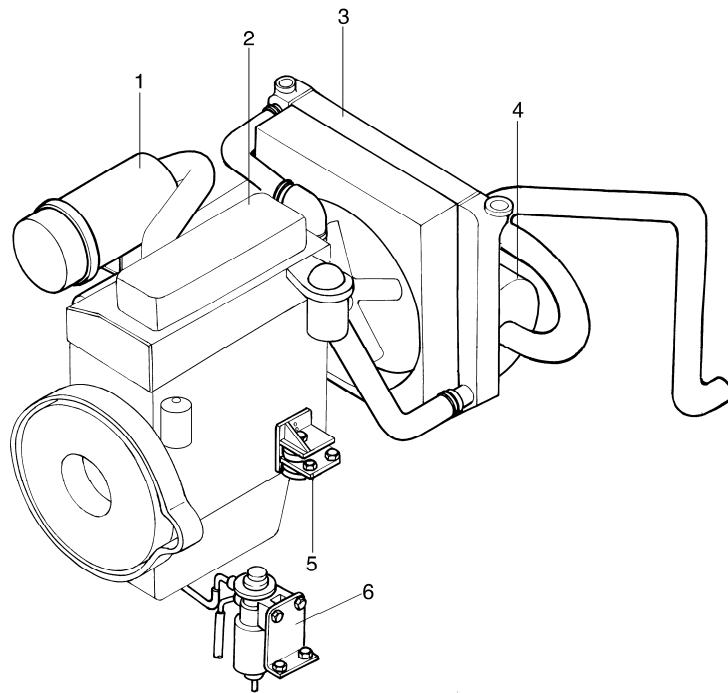


图9 动力系统
Fig.9 Power system

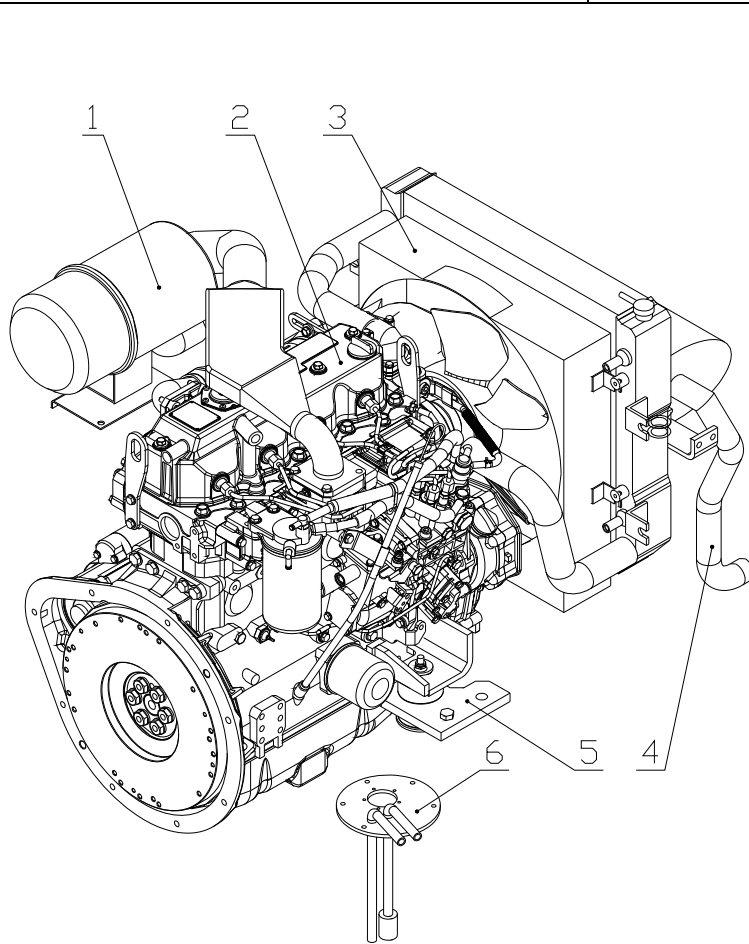
Ⓒ1 CPC10/15/18N-RW10 Ⓓ1 CPCD10/15/18N-RW10



序号 Item	代号 Part No.	名称 Description	数量 Qty	备注或适用车型 Remarks or Serial No.
1	R847-310000-001	进气系统 Air intake system	1	
2	R967-30100-G00	柴油机 Diesel engine	1	
3	R837-330000-001	冷却系统 Cooling system	1	Ⓒ1
3	R847-330000-001	冷却系统 Cooling system	1	Ⓓ1
4	R841-32000-000	排气系统 Exhaust system	1	
5	R841-350000-001	发动机安装 Engine mount	1	
6	R841-340000-000	燃油系统 Fuel system	1	

图 10 动力系统
 Fig.10 Power system

Ⓜ CPCD10/15/18N-RW32



序号 Item	代号 Part No.	名称 Description	数量 Qty	备注或适用车型 Remarks or Serial No.
1	R844-310000-001	进气系统 Air inlet system	1	
2	4TNE92-HRJ-G00	柴油机 Diesel engine	1	
3	R844-330000-001	冷却系统 cooling system	1	
4	R844-320000-000	排气系统 Exhaust system	1	
5	R844-350000-000	发动机安装 Engine support	1	
6	R9621-340000-001	燃油系统 Fuel system	1	

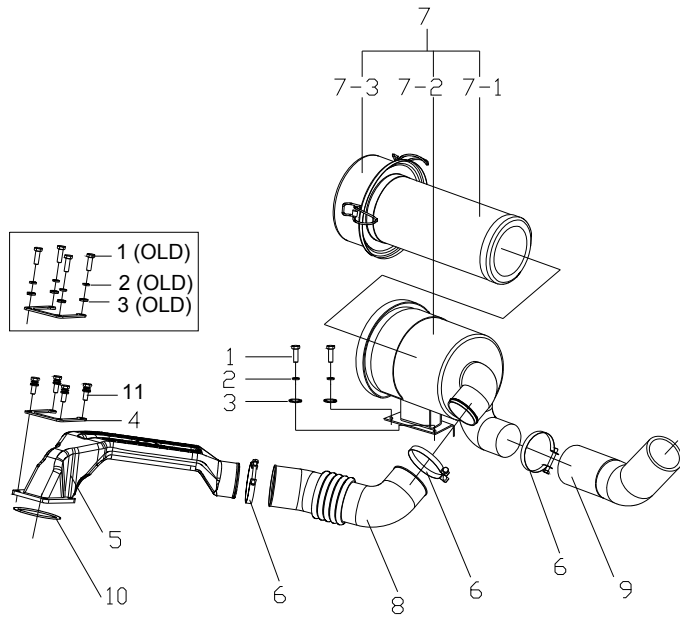
图 11 进气系统
Fig.11 Air intake system

Ⓒ1 CPC10/15/18N-RW10 ⒸD1 CPCD10/15/18N-RW10

序号 Item	代号 Part No.	名称 Description	数量 Qty	备注或适用车型 Remarks or Serial No.
1	R8512-311000-000	空气滤清器 Air cleaner	1	
1-1	KW1025	滤芯 Filter paper	1	
2	Q676-76-G00	双钢丝式环箍 76 Clamp 76	3	
3	N041-310001-000	发动机进气管 Engine air intake pipe	1	
4	G005783-008016-00	螺栓 M8×16 Bolt M8×16	2	
5	G000093-000008-00	垫圈 8 Washer 8	2	
6	G0097P1-000008-00	垫圈 8 Washer 8	2	
7	N163-310001-000	进气管 Air intake pipe	1	

图 12 进气系统
Fig.12 Air inlet system

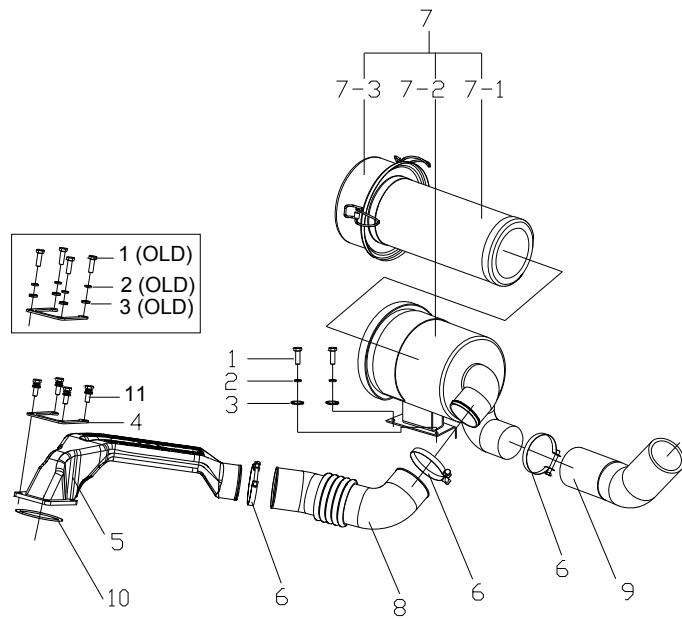
Ⓜ CPCD10/15/18N-RW32



序号 Item	代号 Part No.	名称 Description	数量 Qty	备注或适用车型 Remarks Or Serial No.
1	G005783-008016-00	螺栓 M8×16 Bolt M8×16	6	<2012-12-07
1	G005783-008016-00	螺栓 M8×16 Bolt M8×16	2	≥2012-12-07
2	G000093-000008-00	垫圈 8 Washer 8	6	<2012-12-07
2	G000093-000008-00	垫圈 8 Washer 8	2	≥2012-12-07
3	G0097P1-000008-00	垫圈 8 Washer 8	6	<2012-12-07
3	G0097P1-000008-00	垫圈 8 Washer 8	2	≥2012-12-07
4	XF250-310003-000	钢垫 Steel washer	1	
5	XF250-313000-000	进气接管 Air intake pipe	1	
6	Q676-76-G00	双钢丝式环箍 76 Clamp 76	3	
7	R8512-311000-000	空气滤清器 Air cleaner	1	包含 INC:7-1,7-2,7-3
7-1	KW1025	空滤器滤芯 Filter element	1	
7-2	NO PART NO.	滤清器壳 Body	1	
7-3	NO PART NO.	滤清器盖 Cover	1	
8	R9621-310001-000	发动机进气管 Air intake pipe to engine	1	
9	N163-310001-000	进气管 Air intake pipe	1	

图 12 进气系统
Fig.12 Air inlet system

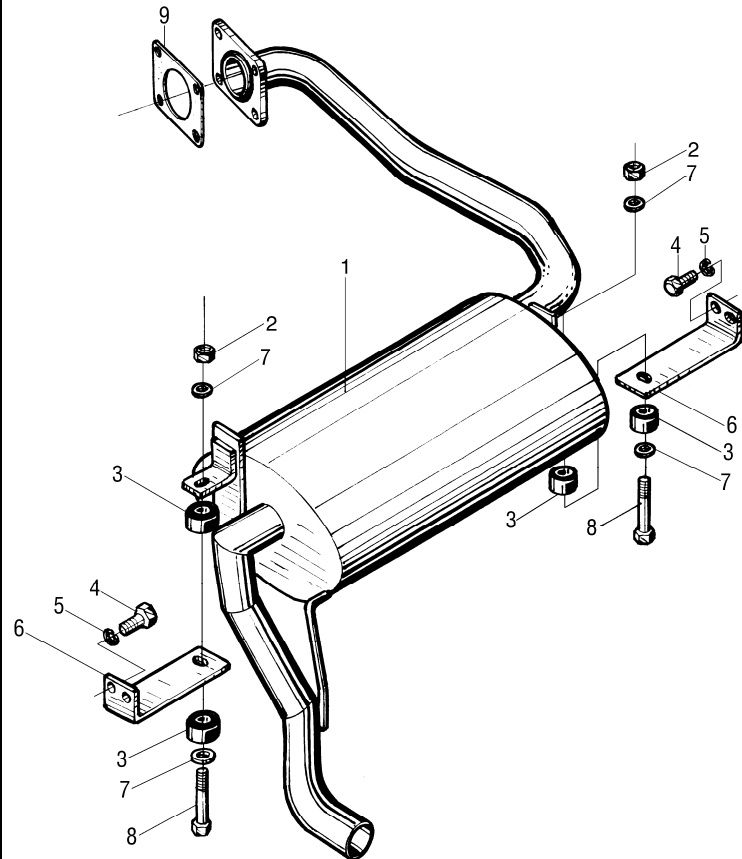
Ⓜ CPCD10/15/18N-RW32



序号 Item	代号 Part No.	名称 Description	数量 Qty	备注或适用车型 Remarks Or Serial No.
10	G3452P1-00733P55-00	O形圈 73×3.55 O-ring 73×3.55	1	
11	G907417-008025-00	螺栓组件M8×25 Bolt assy M8×25	4	≥2012-12-07

图 13 排气系统
Fig.13 Exhaust system

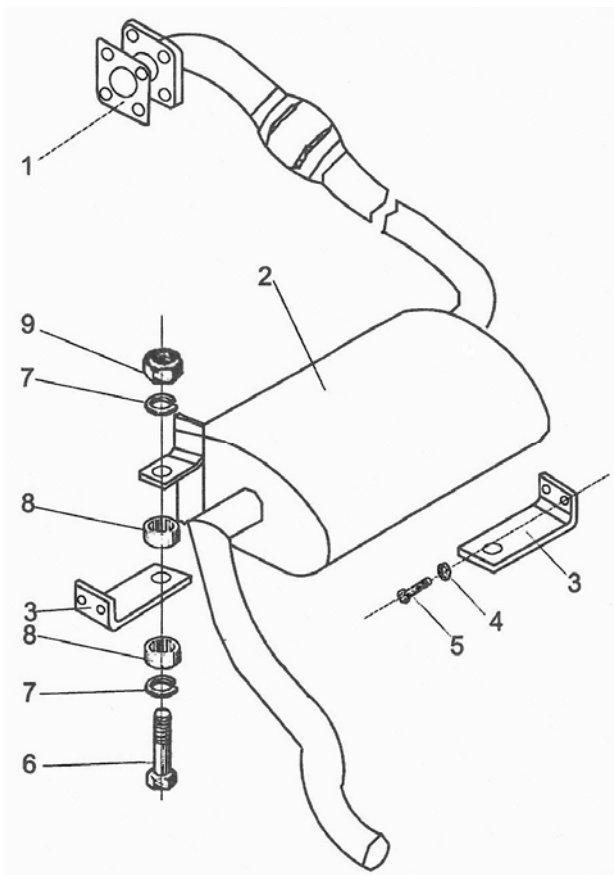
Ⓒ1 CPC10/15/18N-RW10 Ⓓ1 CPCD10/15/18N-RW10



序号 Item	代号 Part No.	名称 Description	数量 Qty	备注或适用车型 Remarks or Serial No.
1	R841-321000-000	消声器总成 Muffler assy	1	
2	G001337-000008-00	螺母 M8 Nut M8	2	
3	N163-320100-000	环状减震垫 Ringlike dampener	4	
4	G005786-008020-02	螺栓 M8×1×20 Bolt M8×1×20	4	
5	G000093-000008-00	垫圈 8 Washer 8	4	
6	N030-320002-001	消声器右支架 Muffler right bracket	2	
6	N030-320002-002	消声器右支架 Muffler right bracket	2	
7	G000096-000008-00	垫圈 8 Washer 8	4	
8	G005783-008065-00	螺栓 M8×65 Bolt M8×65	2	
9	N121-320001-000	垫片 δ 1.75 Gasket δ 1.75	1	

图 14 排气系统
Fig.14 Exhaust system

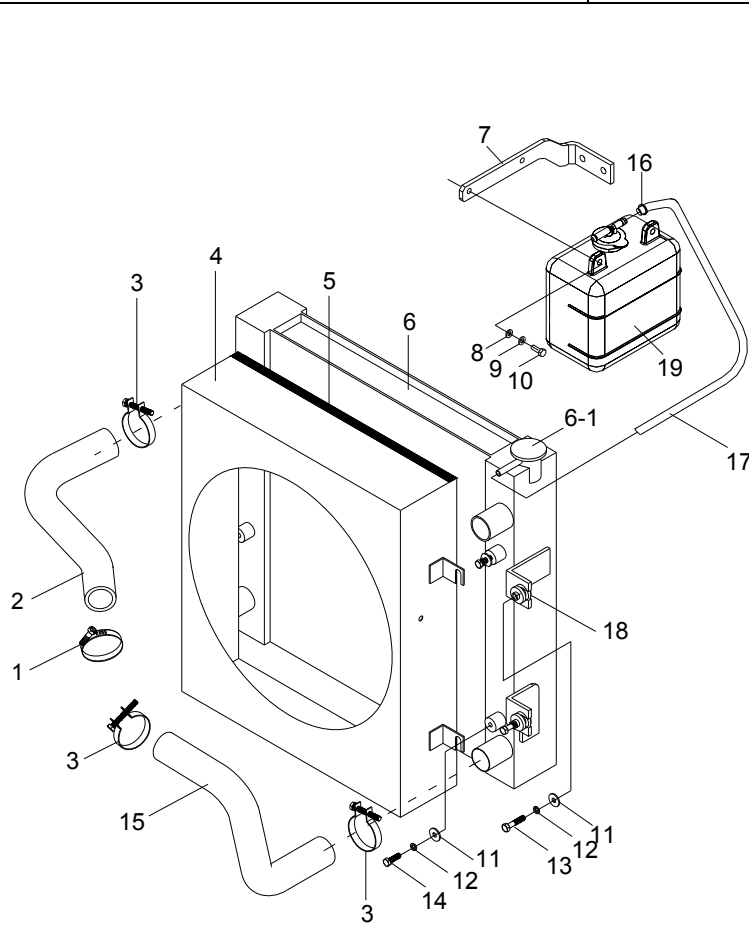
Ⓜ CPCD10/15/18N-RW32



序号 Item	代号 Part No.	名称 Description	数量 Qty	备注或适用车型 Remarks or Serial No.
1	R568-320002-000	垫片 Shim	1	
2	R844-321000-000	消声器总成 Muffler assy	1	
3	N030-320002-002	消声器右支架 Right suport	2	
4	G000093-000008-00	垫圈 8 Washer 8	4	
5	G005786-008020-02	螺栓 M8×1×20 Bolt M8×1×20	4	
6	G005783-008065-00	螺栓 M8×65 Bolt M8×65	2	
7	G000096-000008-00	垫圈 8 Washer 8	4	
8	N163-320100-000	环状减震垫 Ringlike dampener	4	
9	G001337-000008-00	螺母 M8 Nut M8	2	

图 15 冷却系统
Fig.15 Cooling system

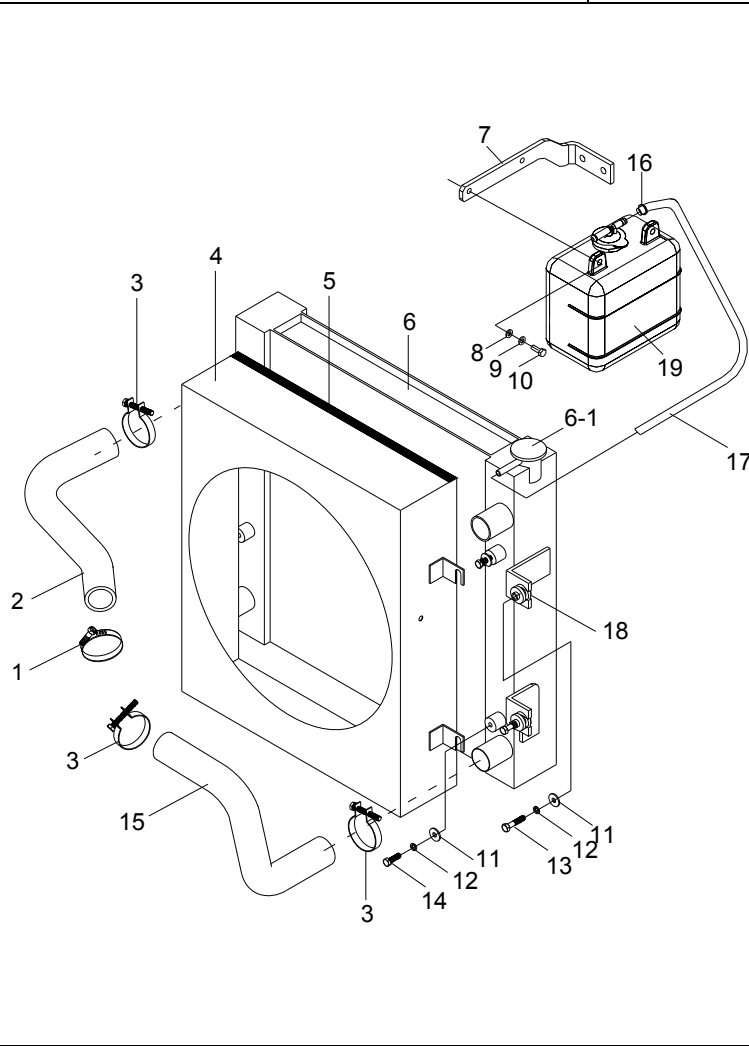
Ⓒ1 CPC10/15/18N-RW10 Ⓓ1 CPCD10/15/18N-RW10



序号 Item	代号 Part No.	名称 Description	数量 Qty	备注或适用车型 Remarks or Serial No.
1	Q672-42-G00	双钢丝式环箍 42 Clamp 42	1	
2	R841-330001-000	散热器进水胶管 Rubber pipe for intake	1	
3	Q672-45-G00	双钢丝式环箍 45 Clamp 45	3	
4	NC847-332000-000	护风圈总成 Fan shroud assy	1	
5	N030-330003-00	密封条 Seal strip	1	
6	R837-331000-001	散热器总成 Radiator assy	1	Ⓒ1
6	R844-331000-000	散热器总成 Radiator assy	1	Ⓓ1
6-1	Q/SD0130-20B(A=0.9)	散热器盖 Radiator Cap	1	
7	NC9321-330001-000	支架 Bracket	1	
8	G000096-000008-00	垫圈 8 Washer 8	2	
9	G000093-000008-00	垫圈 8 Washer 8	2	
10	G005783-008020-00	螺栓 M8×20 Bolt M8×20	2	
11	G000096-000006-00	垫圈 6 Washer 6	8	
12	G000093-000006-00	垫圈 6 Washer 6	8	
13	G005783-006030-00	螺栓 M6×30 Bolt M6×30	4	

图 15 冷却系统
Fig.15 Cooling system

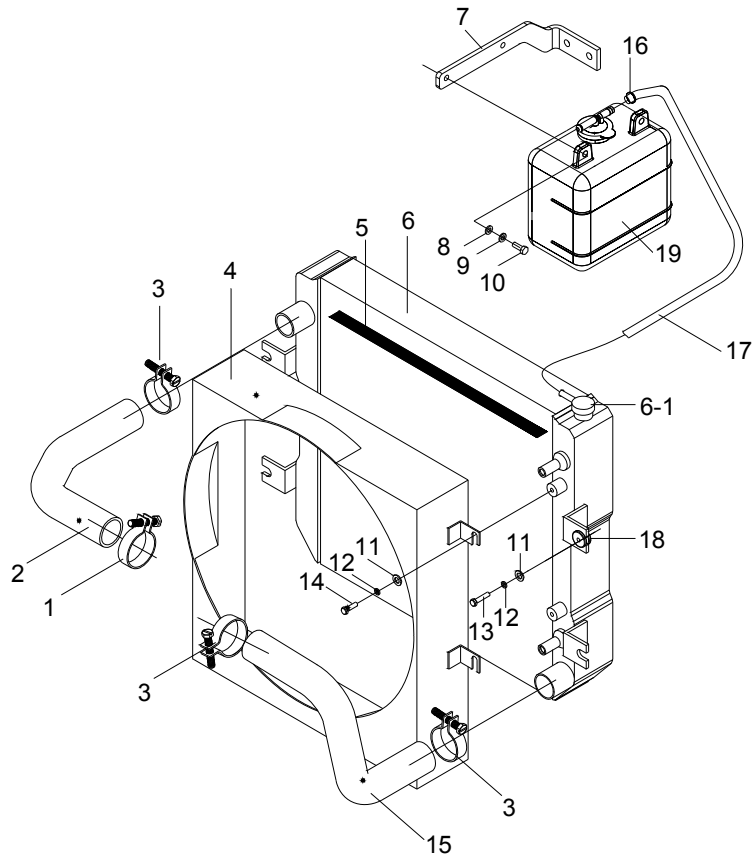
Ⓒ1 CPC10/15/18N-RW10 Ⓒ1 CPCD10/15/18N-RW10



序号 Item	代号 Part No.	名称 Description	数量 Qty	备注或适用车型 Remarks or Serial No.
14	G005783-006018-00	螺栓 M6×18 Bolt M6×18	4	
15	R841-330002-000	散热器出水胶管 Rubber pipe for outtake	1	
16	Q672-12-G00	双钢丝式环箍 12 Clamp 12	2	
17	XF250-330003-W00	输水胶管 φ8×φ12 Rubber pipe φ8×φ12	1	
18	N163-333000-001	缓冲垫 Cushion	4	
19	XF250-330200-000	膨胀水箱 Expansion water box	1	

图 16 冷却系统
Fig.16 Cooling system

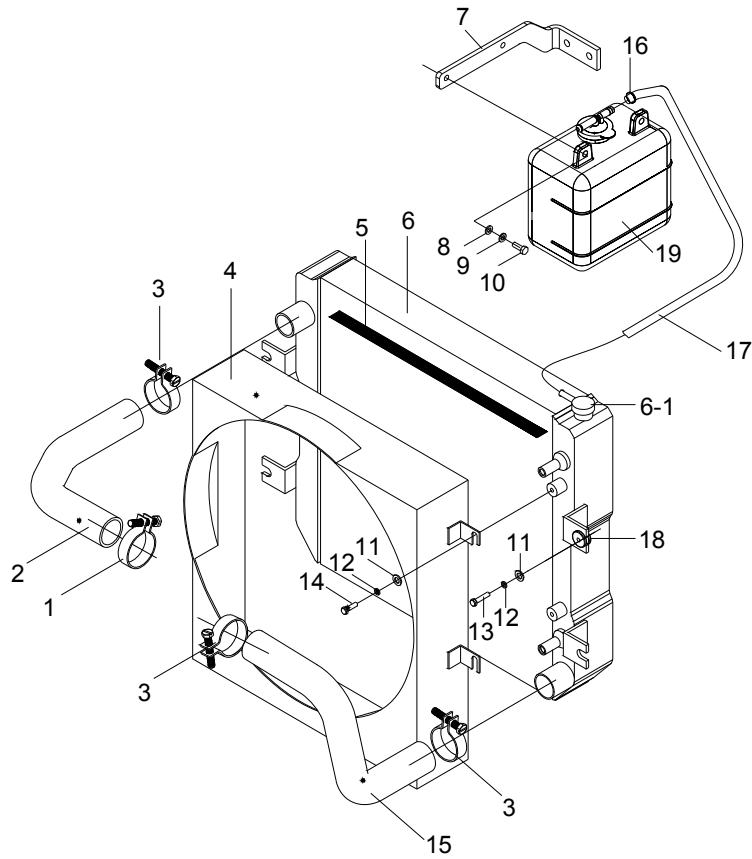
Ⓜ CPCD10/15/18N-RW32



序号 Item	代号 Part No.	名称 Description	数量 Qty	备注或适用车型 Remarks or Serial No.
1	Q672-42-G00	双钢丝式环箍 42 Clamp 42	1	
2	R844-330001-000	散热器进水胶管 Rubber pipe for intake	1	
3	Q672-45-G00	双钢丝式环箍 45 Clamp 45	3	
4	R844-332000-000	护风圈总成 Fan shroud assy	1	
5	N150-330003-00	密封条 Seal strip	1	
6	R844-331000-000	散热器总成 Radiator assy	1	
7	NC9321-330001-000	支架 Bracket	1	
8	G000096-000008-00	垫圈 8 Washer 8	2	
9	G000093-000008-00	垫圈 8 Washer 8	2	
10	G005783-008020-00	螺栓 M8×20 Bolt M8×20	2	
11	G000096-000006-00	垫圈 6 Washer 6	8	
12	G000093-000006-00	垫圈 6 Washer 6	8	
13	G005783-006030-00	螺栓 M6×30 Bolt M6×30	4	
14	G005783-006018-00	螺栓 M6×18 Bolt M6×18	4	
15	R844-330002-000	散热器出水胶管 Rubber pipe for outtake	1	

图 16 冷却系统
Fig.16 Cooling system

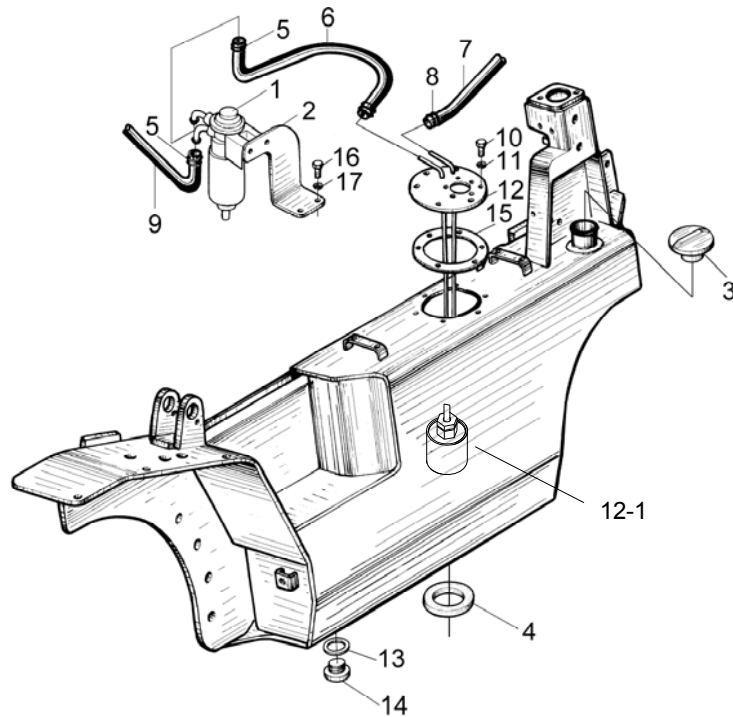
Ⓜ CPCD10/15/18N-RW32



序号 Item	代号 Part No.	名称 Description	数量 Qty	备注或适用车型 Remarks or Serial No.
16	Q672-12-G00	双钢丝式环箍 12 Clamp 12	2	
17	R5322-330003-W00	输水胶管 $\phi 8 \times \phi 12$ Rubber pipe $\phi 8 \times \phi 12$	1	
18	N163-333000-001	缓冲垫 Cushion	4	
19	XF250-330200-000	膨胀水箱 Expansion water box	1	

图 17 燃油系统
Fig.17 Fuel system

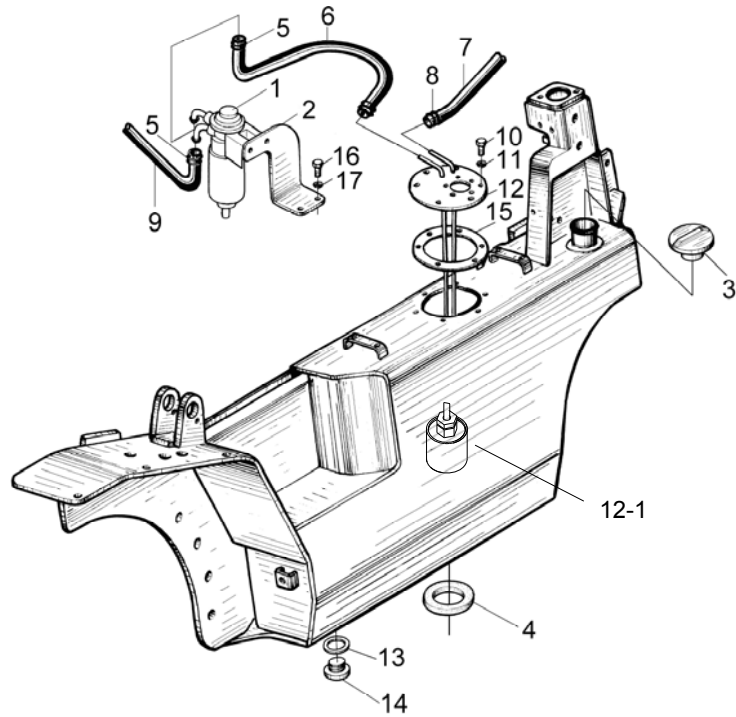
Ⓒ CPC10/15/18N-RW10 Ⓓ CPCD10/15/18N-RW10



序号 Item	代号 Part No.	名称 Description	数量 Qty	备注或适用车型 Remarks or Serial No.
1	7LK-000-G00	柴油滤清器总成 Diesel Filter assy	1	
2	R531-340002-000	支架 Bracket	1	
3	N163-341000-G00	燃油箱盖 Cover of fuel case	1	
4	N163-340002-000	磁铁 Ring magnetic iron	1	
5	Q672-18-G00	双钢丝式环箍 18 Clamp 18	4	
6	R841-340002-W00	输油胶管 $\phi 8 \times \phi 16.5$ Rubber pipe	1	
7	R841-340003-W00	输油胶管 $\phi 6 \times \phi 13.5$ Rubber pipe	1	
8	Q672-16-G00	双钢丝式环箍 16 Clamp	2	
9	R841-340001-W00	输油胶管 $\phi 8 \times \phi 16.5$ Rubber pipe	1	
10	G005783-006016-00	螺栓 M6×16 Bolt M6×16	6	
11	J000982-000006-00	垫圈 6 Washer 6	6	
12	R963-341000-001	燃油箱盖组件 Cover of fuel case	1	
12-1	30DH-441000	燃油过滤器 Suction filter	1	
13	J000982-000024-00	垫圈 24 Washer 24	1	
14	N163-340008-000	螺塞 Plug	1	

图 17 燃油系统
Fig.17 Fuel system

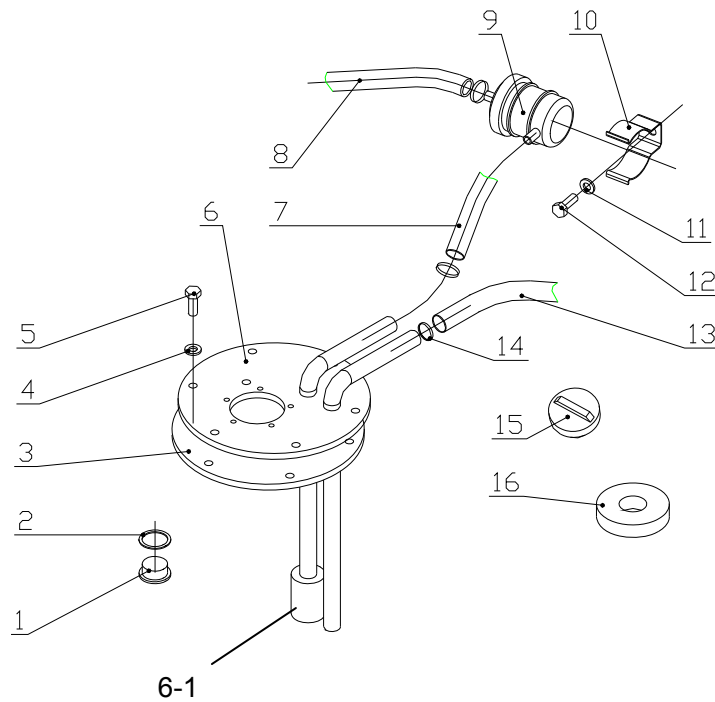
ⓐ CPC10/15/18N-RW10 ⓑ CPCD10/15/18N-RW10



序号 Item	代号 Part No.	名称 Description	数量 Qty	备注或适用车型 Remarks or Serial No.
15	N163-700007-000	垫 Pad	1	
16	G005783-008020-00	螺栓M8×20 Bolt M8×20	4	
17	G000093-000008-00	垫圈 8 Washer 8	4	

图 18 燃油系统
Fig.18 Fule system

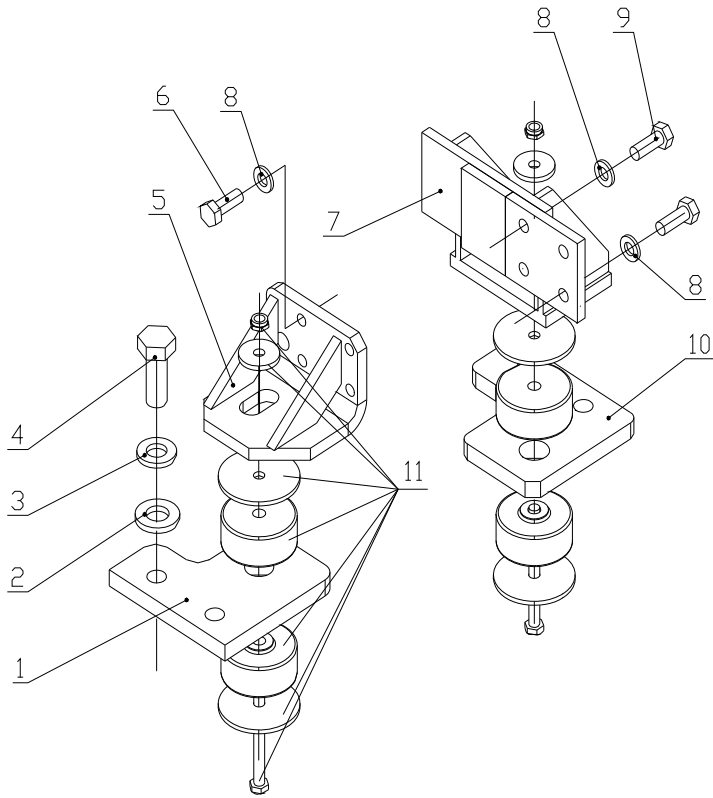
Ⓜ CPCD10/15/18N-RW32



序号 Item	物料码 Part No.	名称 Description	数量 Qty	备注或适用车型 Remarks or Serial No.
1	N163-340008-000	螺塞 Pulg	1	
2	J000982-000022-00	垫圈 22 Washer 22	1	
3	N163-700007-000	垫 washer	1	
4	J000982-000006-00	垫圈 6 Washer 6	6	
5	G005783-006016-00	螺栓 M6×16 Bolt M6×16	6	
6	R960-341000-001	燃油箱盖组件 Cover of fuel case	1	
6-1	30DH-441000	燃油过滤器 Suction filter	1	
7	R9621-340002-W00	输油胶管 (内径 φ8) Rubber pipe	1	
8	R9621-340001-W00	输油胶管 (内径 φ8) Rubber pipe	1	
9	YD-206-100T-G00	燃油滤清器 Fuel separator	1	
10	198072-04320-G00	燃油滤清器支架 Support	1	
11	G005783-008015-00	螺栓 M8×15 Bolt M8×15	1	
12	G000093-000008-00	垫圈 8 Washer 8	1	
13	R9621-340003-W00	回油胶管 (内径 φ8) Rubber pipe	1	
14	Q672-18-G00	双钢丝式环箍 18 Clampe 18	6	
15	N163-341000-G00	燃油箱盖 Cover of fuel case	1	

图 19 发动机安装
Fig.19 Engine mount

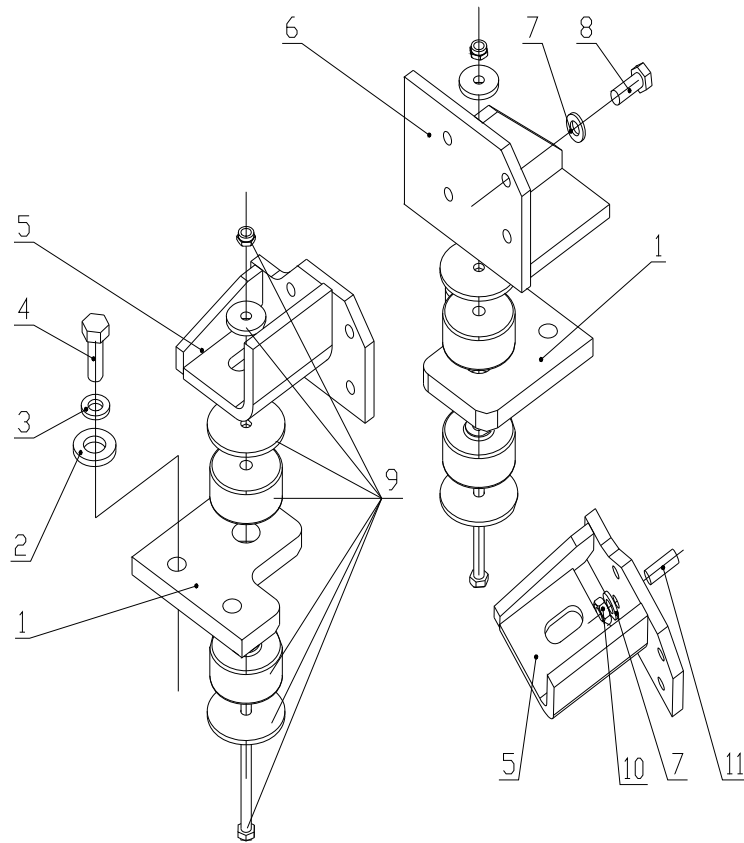
Ⓒ1 CPC10/15/18N-RW10 Ⓓ1 CPCD10/15/18N-RW10



序号 Item	代号 Part No.	名称 Description	数量 Qty	备注或适用车型 Remarks or Serial No.
1	R841-350000-000	安装板 mount plate	1	
2	N163-350002-000	垫圈 washer	4	
3	G000093-000016-00	垫圈 16 Washer 16	4	
4	G005786-016055-01	螺栓 M16×1.5×55 Bolt M16×1.5×55	4	
5	R841-350100-001	发动机左支架 Engine left bracket	1	
6	G005786-010030-00	螺栓 M10×1.25×30 Bolt M10×1.25×30	6	
7	R841-350200-000	发动机右支架 Engine right bracket	1	
8	G000093-000010-00	垫圈 10 Washer 10	8	
9	G005786-010040-00	螺栓 M10×1.25×40 Bolt M10×1.25×40	2	
10	R830-350001-000	安装板 mount plate	1	
11	N150-350100-000	缓冲垫总成 Cushion assy	2	

图 20 发动机安装
Fig.20 Engine mount

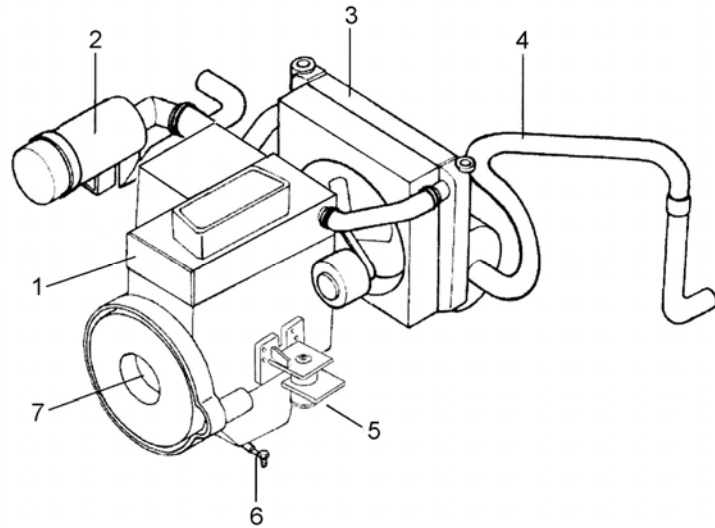
Ⓜ CPCD10/15/18N-RW32



序号 Item	代号 Part No.	名称 Description	数量 Qty	备注或适用车型 Remarks or Serial No.
1	R830-350001-000	安装板 Bracket	2	
2	N163-350002-000	垫圈 washer	4	
3	G000093-000016-00	垫圈 16 Washer 16	4	
4	G005786-016055-01	螺栓 M16×1.5×55 Bolt M16×1.5×55	4	
5	R844-350100-000	发动机左支架 Engine left bracket	1	
6	R844-350200-000	发动机右支架 Engine right bracket	1	
7	G000093-000010-00	垫圈 10 Washer 10	8	
8	G005783-010030-00	螺栓 M10×30 Bolt M10×30	7	
9	N150-350100-000	缓冲垫总成 Cushion assy	2	
10	G006170-000010-00	螺母 M10 Nut M10	1	
11	G000897-010032-00	螺柱 M10×32 Bolt M10×32	1	

图 21 动力系统
Fig.21 Power system

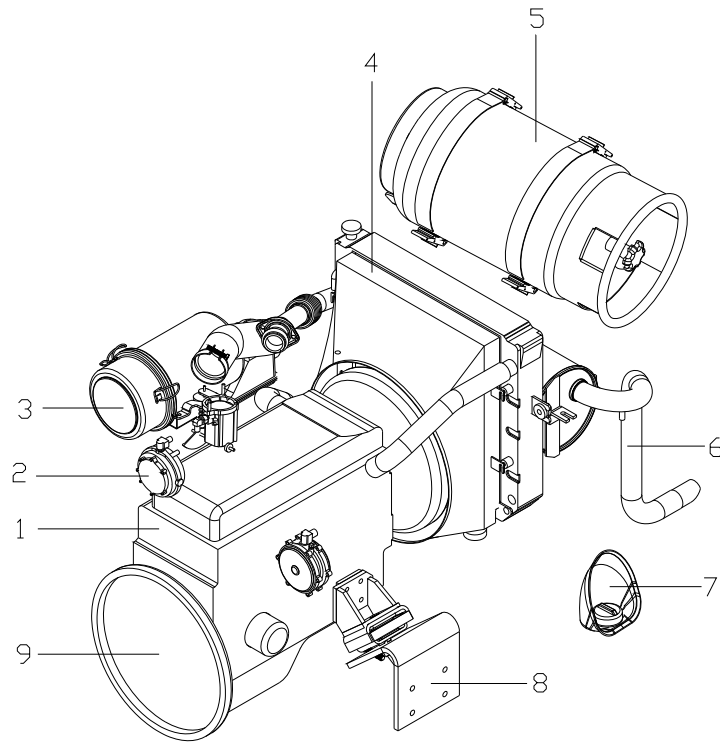
Ⓕ CPQD10/15/18N-RW21 Ⓖ CPQ10/15/18N-RW7 Ⓖ CPQD10/15/18N-RW7



序号 Item	代号 Part No.	名称 Description	数量 Qty	备注或适用车型 Remarks or Serial No.
1	K21-000-G01	汽油发动机 Petrol engine	1	Ⓕ
1	BY491GP-000-G00	汽油发动机 Petrol engine	1	Ⓖ Ⓖ
2	R8512-310000-000	进气系统 Air intake system	1	Ⓕ
2	R846-310000-001	进气系统 Air intake system	1	Ⓖ Ⓖ
3	R8512-330000-000	冷却系统 Cooling system	1	Ⓕ
3	R836-330000-001	冷却系统 Cooling system	1	Ⓖ
3	R846-330000-001	冷却系统 Cooling system	1	Ⓖ
4	NC8512-320000-000	排气系统 Engine system	1	Ⓕ
4	R846-320000-000	排气系统 Engine system	1	Ⓖ Ⓖ
5	NC8512-350000-000	发动机安装 Engine mount	1	Ⓕ
5	R846-350000-000	发动机安装 Engine mount	1	Ⓖ Ⓖ
6	R842-340000-000	燃油系统 Fuel system	1	
7	GT00276-0006002-05	轴承 6002-2Z Bearing 6002-2Z	1	Ⓖ Ⓖ

图 22 动力系统
Fig.22 Power system

Ⓚ1 CPQ15/18N-RW7-Y Ⓚ1 CPQD15/18N-RW7-Y Ⓚ CPQD15/18N-RW51-Y Ⓚ1 CPQD15/18N-RW21-Y



序号 Item	代号 Part No.	名称 Description	数量 Qty	备注或适用车型 Remarks or Serial No.
1	BY491GP-000-G00	汽油机 Petrol engine	1	Ⓚ1 Ⓚ1
1	K21LPG-000-G00	K21LPG发动机 K21, LPG HIGH-FAN	1	Ⓚ
1	K21-000-G01	K25高位风扇汽油机 K25, GAS HIGH-FAN	1	Ⓚ1
2	见 1.0-3.5t LPG 燃料系统目录, See <i>LPG fuel system Parts catalog</i>			
2	N171-360000-000	LPG燃料系统 LPG fuel system	1	Ⓚ1 LPG-QY-BRC
2	R979-360000-000	LPG燃料系统 LPG fuel system	1	Ⓚ1 <2012-07-20 LPG-QY-IMPCCO
2	NC979-360000-000	LPG燃料系统 LPG fuel system	1	2012-07-20 ≤ Ⓚ1 ≤ 2015-06-15 LPG-QY-IMPCCO
2	R979-360000-001	LPG燃料系统 LPG fuel system	1	Ⓚ1 Ⓚ1 Ⓚ1 ≥2015-06-15 LPG-QY-IMPCCO
2	R9772-360000-000	LPG燃料系统 LPG fuel system	1	Ⓚ1 Ⓚ1 <2015-06-15 LPG-QY-IMPCCO
2	R977-360000-000	LPG燃料系统 LPG fuel system	1	Ⓚ1 Ⓚ1 BRC
2	R9773-360000-000	LPG燃料系统 LPG fuel system	1	Ⓚ1 Ⓚ1 <2015-06-15 LPG-Y-IMPCCO
2	R9715-360000-001	LPG燃料系统 LPG fuel system		Ⓚ1 Ⓚ1 ≥2015-06-15 LPG-Y-IMPCCO
2	NC9717-360000-000	LPG燃料系统 LPG fuel system	1	Ⓚ <2015-06-15
2	R9717-360000-000	LPG燃料系统 LPG fuel system	1	Ⓚ ≥2015-06-15

图 22 动力系统
Fig.22 Power system

Ⓚ1 CPQ15/18N-RW7-Y Ⓛ1 CPQD15/18N-RW7-Y Ⓞ CPQD15/18N-RW51-Y ① CPQD15/18N-RW21-Y

序号 Item	代号 Part No.	名称 Description	数量 Qty	备注或适用车型 Remarks or Serial No.
3	R8512-310000-000	进气系统 Air intake system	1	Ⓞ
3	R8512-310000-000	进气系统 Air intake system	1	① LPG-QY-BRC
3	R859-310000-001	进气系统 Air intake system	1	Ⓚ1 Ⓛ1 ① <2015-06-15 LPG-QY-IMPSCO
3	R859-310000-002	进气系统 Air intake system	1	Ⓚ1 Ⓛ1 ① ≥2015-06-15 LPG-QY-IMPSCO
3	R846-310000-001	进气系统 Air intake system	1	Ⓚ1 Ⓛ1 BRC
3	R846-310000-001	进气系统 Air intake system	1	Ⓚ1 Ⓛ1 LPG-Y-IMPSCO
4	R846-330000-001	冷却系统 Cooling system	1	Ⓛ1
4	R836-330000-001	冷却系统 Cooling system	1	Ⓚ1
4	R8512-33000-000	冷却系统 Cooling system	1	Ⓞ ①
5	R851-370000-000	储气系统 LPG storage system	1	
6	NC8512-320000-000	排气系统 Exhaust system	1	Ⓞ ①
6	R846-320000-000	排气系统 Exhaust system	1	Ⓚ1 Ⓛ1
7	R851-340000-000	燃油系统 Fuel system	1	Ⓚ1 Ⓛ1 ① LPG-QY-BRC
7	R979-340000-000	燃油系统 Fuel system		Ⓚ1 Ⓛ1 ① IMPSCO LPG-QY
7	R453-340000-000	燃油系统 Fuel system		Ⓚ1 Ⓛ1 LPG-Y

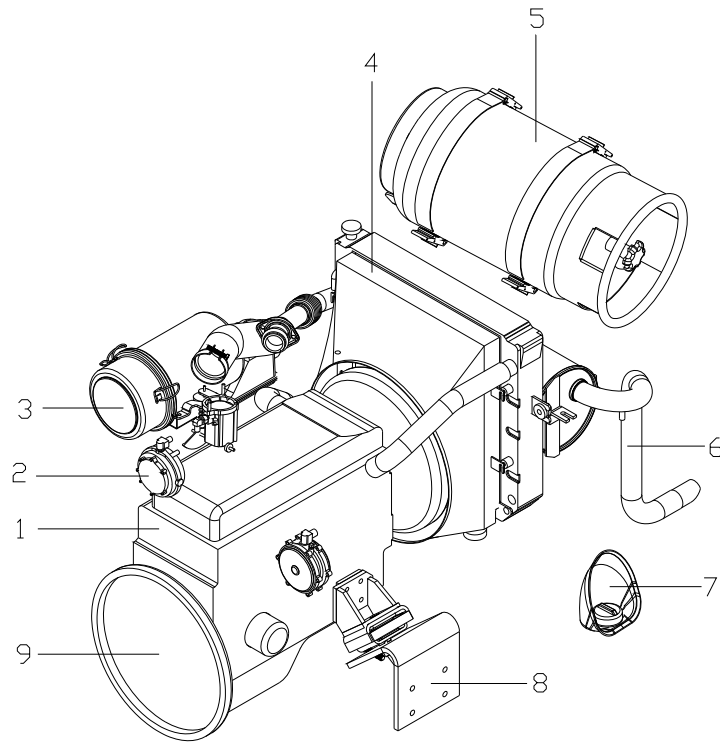
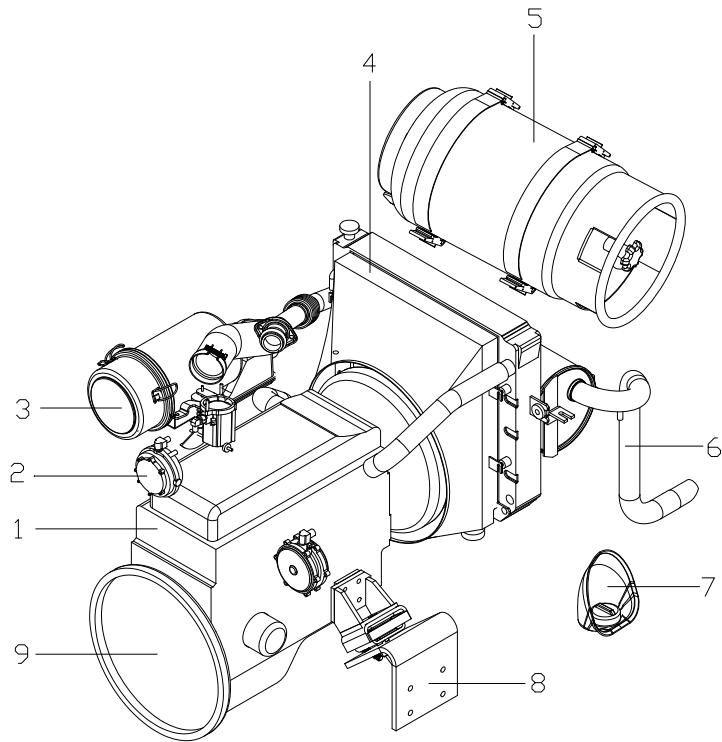


图 22 动力系统
Fig.22 Power system

Ⓚ CPQ15/18N-RW7-Y Ⓛ CPQD15/18N-RW7-Y Ⓞ CPQD15/18N-RW51-Y Ⓞ CPQD15/18N-RW21-Y



序号 Item	代号 Part No.	名称 Description	数量 Qty	备注或适用车型 Remarks or Serial No.
7	R453-340000-000	燃油系统 Fuel system		Ⓞ
8-	R846-350000-001	发动机安装 Engine mout	1	Ⓚ Ⓛ
8	NC8512-350000-000	发动机安装 Engine mout	1	Ⓞ Ⓞ
9	GT00276-0006002-05	轴承 6002-2Z Bearing 6002-2Z	1	Ⓚ Ⓛ

图 23 进气系统
Fig.23 Air intake system

ⓕ1 CPQD10/15/18N-RW21 Ⓚ CPQ10/15/18N-RW7 Ⓚ1 CPQ15/18N-RW7-Y Ⓛ CPQD10/15/18N-RW7
Ⓛ1 CPQD15/18N-RW7-Y Ⓞ CPQD15/18N-RW51-Y Ⓞ1 CPQD15/18N-RW21-Y

序号 Item	代号 Part No.	名称 Description	数量 Qty	备注或适用车型 Remarks or Serial No.
1	R8512-311000-000	空气滤清器 Air cleaner	1	
1-1	KW1025	滤芯 Filter paper	1	
2	Q676-76-G00	双钢丝式环箍 76 Clamp 76	3	
3	R845-310001-000	发动机进气管 Engine air intake pipe	1	ⓕ1 Ⓞ
3	R845-310001-000	发动机进气管 Engine air intake pipe	1	Ⓞ1 LPG-QY-BRC
3	R9620-310001-000	发动机进气管 Engine air intake pipe	1	Ⓚ Ⓛ
3	R9620-310001-000	发动机进气管 Engine air intake pipe	1	Ⓚ1 Ⓛ1 BRC
3	R9620-310001-000	发动机进气管 Engine air intake pipe	1	Ⓚ1 Ⓛ1 LPG-Y-IMPCCO
4	G005783-008016-00	螺栓 M8×16 Bolt M8×16	2	
5	G000093-000008-00	垫圈 8 Washer 8	2	
6	G0097P1-000008-00	垫圈 8 Washer 8	2	
7	N163-310001-000	进气管 Air intake pipe	1	

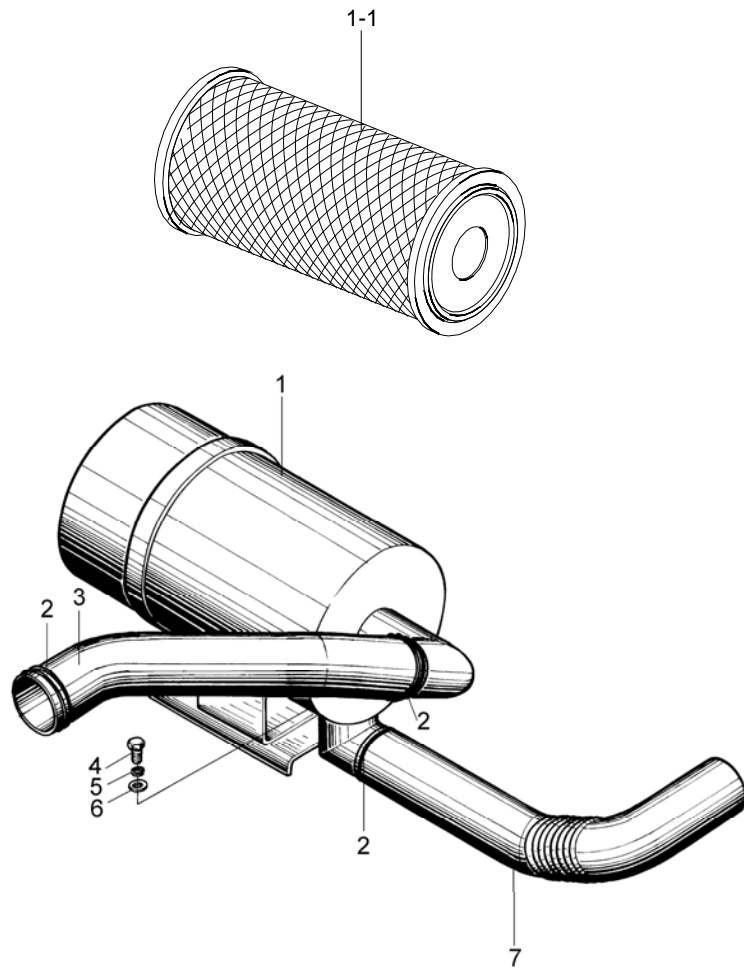


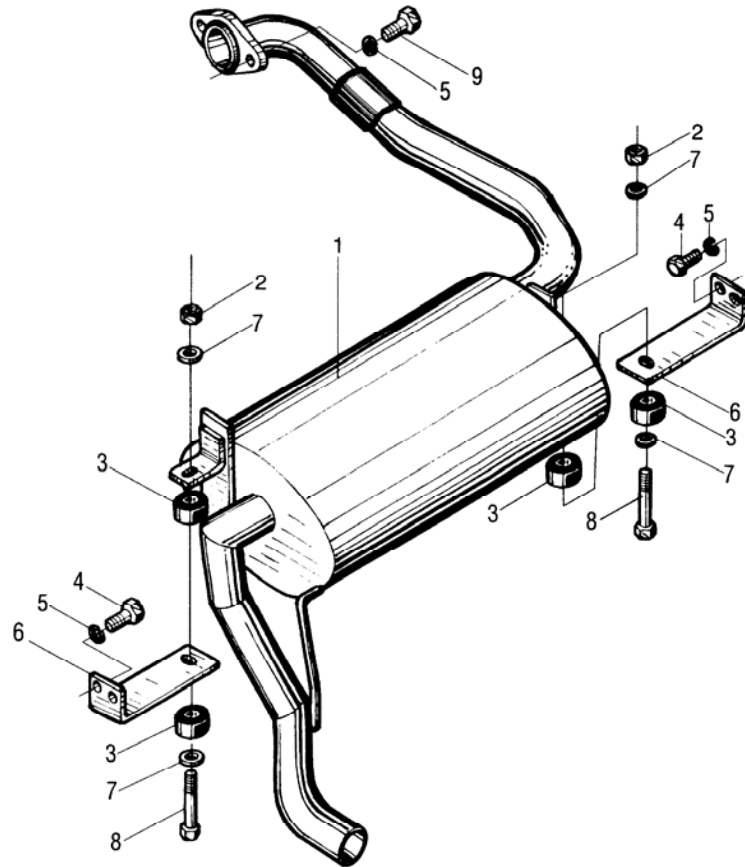
图 24 进气系统
Fig.24 Air intake system

Ⓚ1 CPQ15/18N-RW7-Y Ⓚ1 CPQD15/18N-RW7-Y Ⓚ2 CPQD15/18N-RW21-Y LPG-QY-IMPCO

序号 Item	代号 Part No.	名称 Description	数量 Qty	备注或适用车型 Remarks or Serial No.
1	R949-310001-000	发动机进气管 II Engine air intake pipe	1	LPG-QY-IMPCO
2	R979-310001-000	发动机进气管 I Engine air intake pipe	1	<2015-06-15 LPG-QY-IMPCO
3	R8512-311000-000	空气滤清器 Air cleaner	1	<2015-06-15
3	R859-311000-002	空气滤清器 Air cleaner	1	≥2015-06-15
3-1	KW1025	滤芯 Filter paper	1	
4	N163-310001-000	进气管 Air intake pipe	1	
5	Q676-75-G00	双钢丝式环箍 75 Clamp 75	5	
6	G005783-008016-00	螺栓 M8×16 Bolt M8×16	2	
7	G000093-000008-00	垫圈 8 Washer 8	2	
8	G0097P1-000008-00	垫圈 8 Washer 8	2	
9	R949-310002-002	发动机进气管 I Engine air intake pipe	1	≥2015-06-15 LPG-QY-IMPCO
10	NC9419-310004-000	软管接头 Connector	1	≥2015-06-15 LPG-QY-IMPCO
11	R949-310003-002	废气接管Hose for crank case ventilation	1	≥2015-06-15 LPG-QY-IMPCO

图 25 排气系统
Fig.25 Exhaust system

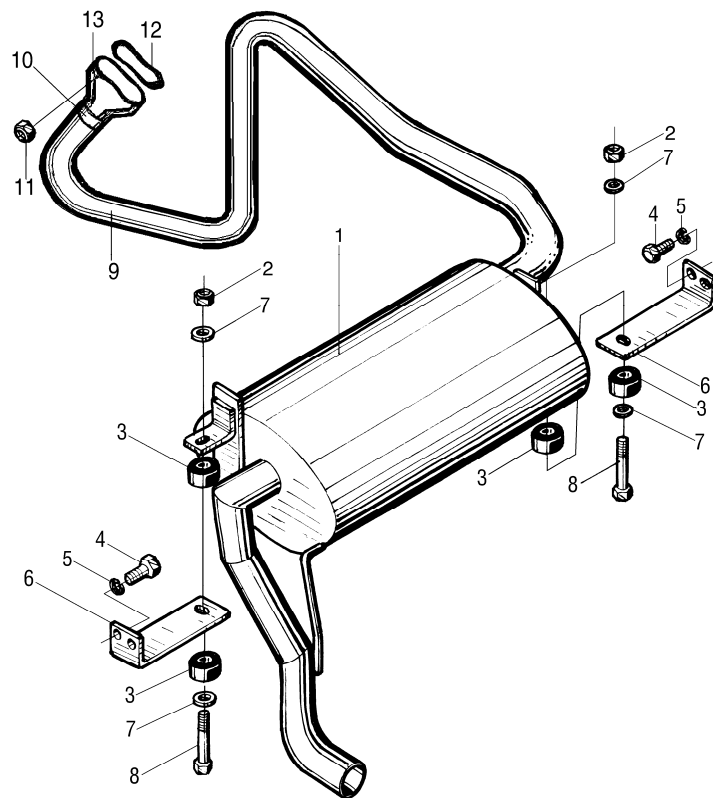
Ⓕ CPQD10/15/18N-RW21 Ⓖ CPQD15/18N-RW51-Y Ⓖ CPQD15/18N-RW21-Y



序号 Item	代号 Part No.	名称 Description	数量 Qty	备注或适用车型 Remarks or Serial No.
1	NC8512-321000-000	消声器总成 Muffler assy	1	
2	G001337-000008-00	螺母 M8 Nut M8	2	
3	N163-320100-000	环状减震垫 Ringlike dampener	4	
4	G005786-008020-02	螺栓 M8×1×20 Bolt M8×1×20	4	
5	G000093-000008-00	垫圈 8 Washer 8	6	
6	N030-320002-002	消声器右支架 Muffler right bracket	2	
7	G000096-000008-00	垫圈 8 Washer 8	4	
8	G005783-008065-00	螺栓 M8×65 Bolt M8×65	2	
9	N121-320001-000	垫片 δ 1.75 Gasket	2	

图 26 排气系统
Fig.26 Exhaust system

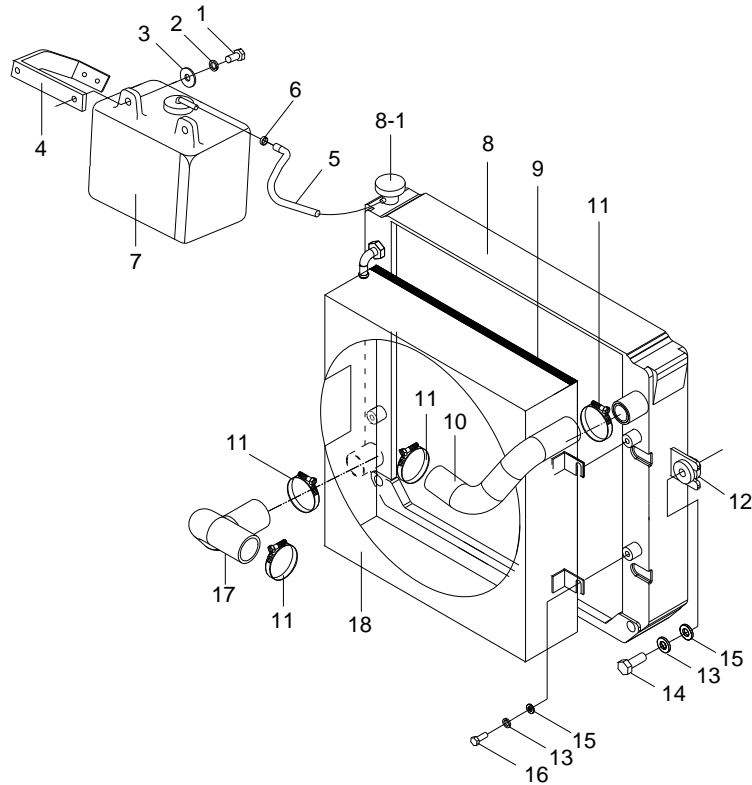
Ⓚ CPQ10/15/18N-RW7 Ⓚ1 CPQ15/18N-RW7-Y Ⓚ CPQD10/15/18N-RW7 Ⓚ1 CPQD15/18N-RW7-Y



序号 Item	代号 Part No.	名称 Description	数量 Qty	备注或适用车型 Remarks or Serial No.
1	R846-321000-000	消声器总成 Muffler	1	
2	G001337-000008-00	螺母 M8 Nut M8	2	
3	N163-320100-000	环状减震器 Ringlike dampener	4	
4	G005786-008020-02	螺栓 M8×1×20 Bolt M8×1×20	4	
5	G000093-000008-00	垫圈 8 Washer 8	4	
6	N030-320002-002	消声器支架 Muffler left bracket	2	
7	G000096-000008-00	垫圈 8 Washer 8	4	
8	G005783-008065-00	螺栓 M8×65 Bolt M8×65	2	
9	R846-322000-000	排气管 Exhaust pipe	1	
10	QY125-323000-000	抱箍 Clamp	2	
11	R966-322000-G00	组合螺母 Nut	3	
12	R966-320001-000	排气管垫片 Seal gasket	1	
13	R966-320002-000	排气接管 Exhaust pipe	1	

图 27 冷却系统
Fig.27 Cooling system

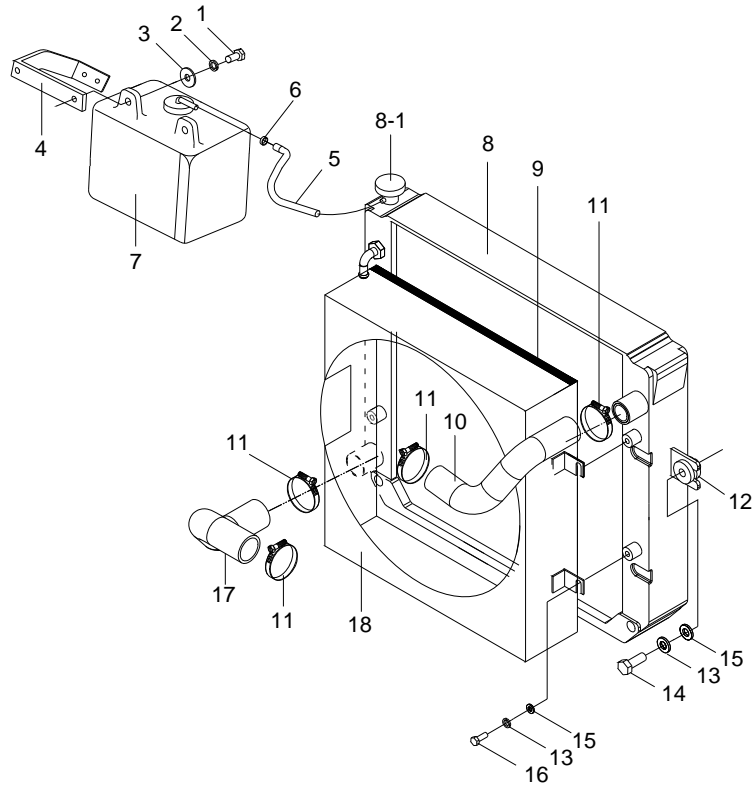
ⓕ1 CPQD10/15/18N-RW21 ⓕK CPQ10/15/18N-RW7 ⓕK1 CPQ15/18N-RW7-Y ⓕL CPQD10/15/18N-RW7
ⓕL1 CPQD15/18N-RW7-Y ⓕO CPQD15/18N-RW51-Y ⓕO1 CPQD15/18N-RW21-Y



序号 Item	代号 Part No.	名称 Description	数量 Qty	备注或适用车型 Remarks or Serial No.
1	G005783-008020-00	螺栓 M8×20 Bolt M8×20	4	
2	G000093-000008-00	垫圈 8 Washer 8	4	
3	G000096-000008-00	垫圈 8 Washer 8	2	
4	NC949-330001-000	支架 Bracket	1	
5	N042-330001-W00	输水胶管 φ8×φ12 Rubber pipe φ8×φ12	1	1
6	Q672-12-G00	双钢丝式环箍 12 Clamp 12	1	
7	XF250-330200-000	膨胀水箱 Expansion water box	1	
8	NC8512-331000-000	散热器总成 Radiator assy	1	ⓕ1 ⓕO ⓕO1
8	N040-334000-000	散热器总成 Radiator assy	1	ⓕL ⓕL1 <2014-07-01
8	NC8512-331000-000	散热水器总成 Radiator assy	1	ⓕL ⓕL1 ≥2014-07-01
8	N030-334000-000	散热器总成 Radiator assy	1	ⓕK ⓕK1 <2014-07-01
8	A156-331000-000	散热水器总成 Radiator assy	1	ⓕK ⓕK1 ≥2014-07-01
8-1	Q/SD0130-20B(A=0.9)	散热器盖 Radiator Cap	1	
9	N030-330003-000	密封条 Seal strip	1	
10	R845-330001-000	散热器进水管 Rubber pipe for intake	1	ⓕ1 ⓕO ⓕO1

图 27 冷却系统
Fig.27 Cooling system

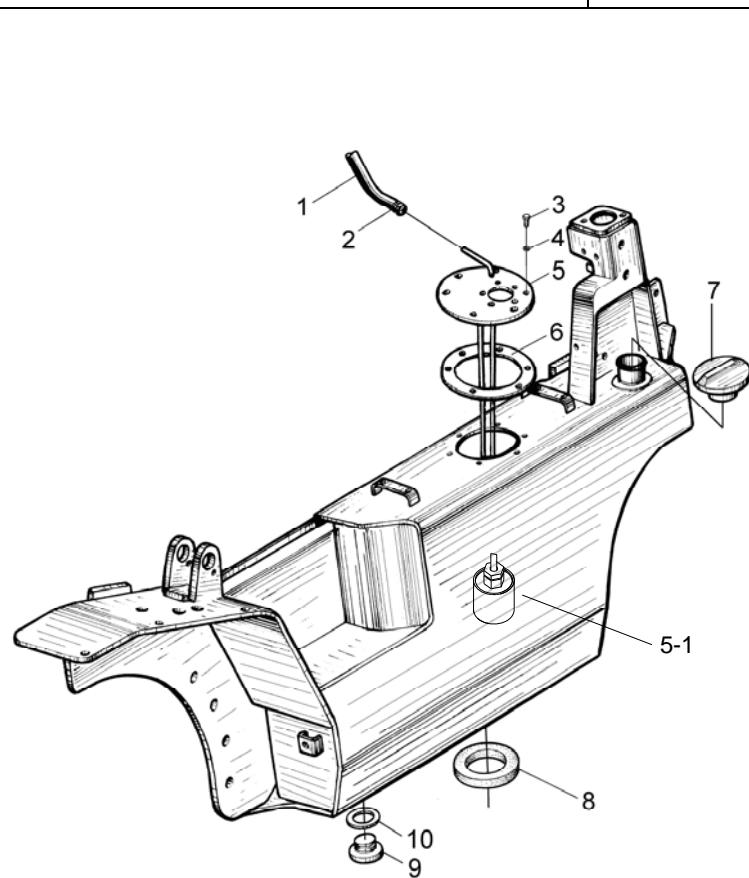
ⓕ1 CPQD10/15/18N-RW21 Ⓚ CPQ10/15/18N-RW7 Ⓚ1 CPQ15/18N-RW7-Y Ⓛ CPQD10/15/18N-RW7
Ⓛ1 CPQD15/18N-RW7-Y Ⓞ CPQD15/18N-RW51-Y Ⓞ1 CPQD15/18N-RW21-Y



序号 Item	代号 Part No.	名称 Description	数量 Qty	备注或适用车型 Remarks or Serial No.
10	R966-330001-000	散热器进水管 Rubber pipe for intake	1	Ⓚ Ⓚ1 Ⓛ Ⓛ1
11	Q672-45-G00	双钢丝式环箍 45 Clamp 45	4	
12	N163-333000-001	缓冲垫 Cushion	4	
13	G000093-000006-00	垫圈 6 Washer 6	8	
14	G005782-006030-00	螺栓 M6×30 Bolt M6×30	4	
15	G000096-000006-00	垫圈 6 Washer 6	4	
16	G005783-006018-00	螺栓 M6×18 Bolt M6×18	4	
17	R845-330002-000	散热器出水管 Rubber pipe for outtake	1	ⓕ1 Ⓞ Ⓞ1
17	R846-330001-000	散热器出水管 Rubber pipe for outtake	1	Ⓚ Ⓚ1 Ⓛ Ⓛ1
18	NC8512-332000-000	护风圈总成 Fan shroud assy	1	ⓕ1 Ⓞ Ⓞ1
18	R846-332000-000	护风圈总成 Fan shroud assy	1	Ⓚ Ⓚ1 Ⓛ Ⓛ1 <2014-07-01
18	A156-332000-000	护风圈总成 Fan shroud assy	1	Ⓚ Ⓚ1 Ⓛ Ⓛ1 ≥2014-07-01

图 28 燃油系统 (汽油和双燃料)
Fig.28 Fuel system (Gasoline & Dual fuel)

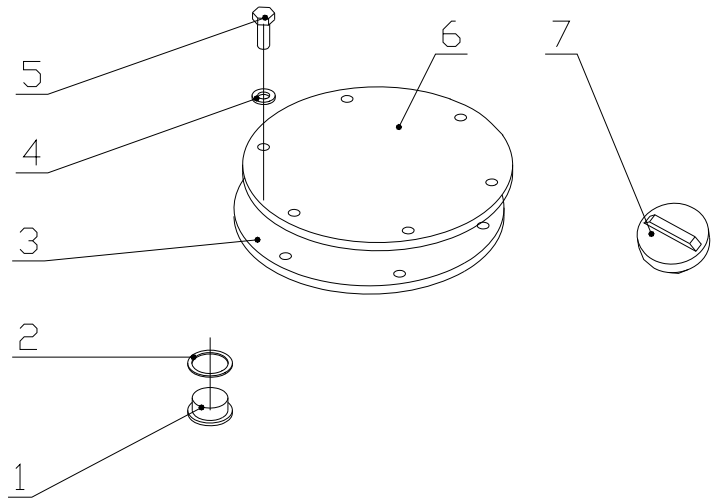
Ⓕ CPQD10/15/18N-RW21 Ⓖ CPQ10/15/18N-RW7 ⒼⓀ CPQ15/18N-RW7-Y ⒼⓁ CPQD10/15/18N-RW7
ⒼⓁ CPQD15/18N-RW7-Y ⒼⓀ CPQD15/18N-RW21-Y



序号 Item	代号 Part No.	名称 Description	数量 Qty	备注或适用车型 Remarks or Serial No.
1	R964-340001-W00	输油胶管 $\phi 8 \times \phi 16.5$ Rubber pipe	1	
2	Q672-18-G00	双钢丝式环箍 18 Clamp 18	2	
3	G005783-006016-00	螺栓 M6x16 Bolt M6x16	6	
4	J000982-000006-00	垫圈 6 Washer 6	6	
5	R964-341000-000	燃油箱盖组件 Cover of fuel case	1	Ⓕ Ⓖ ⒼⓁ
5	R964-341000-000	燃油箱盖组件 Cover of fuel case	1	ⒼⓀ ⒼⓁ ⒼⓀ LPG-QY
5-1	XB256-341100-000	燃油过滤器 Suction filter	1	
6	N163-700007-000	垫 Pad	1	
7	N163-341000-G00	燃油箱盖 Cover of fuel case	1	
8	N163-340002-000	磁铁 Ring magnetic iron	1	
9	N163-340008-000	螺塞 Plug	1	
10	J000982-000024-00	垫圈 24 Washer 24	1	

图 29 燃油系统 (单燃料)
Fig.29 Fuel system (Single fuel)

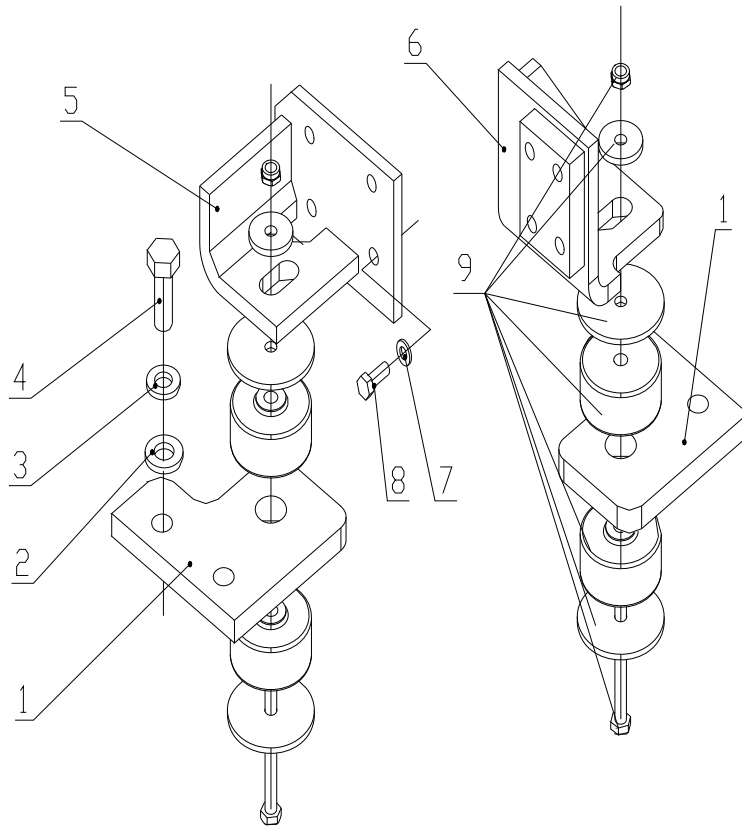
Ⓚ1 CPQ15/18N-RW7-Y Ⓛ1 CPQD15/18N-RW7-Y Ⓞ CPQD15/18N-RW51-Y Ⓞ1 CPQD15/18N-RW21-Y



序号 Item	代号 Part No.	名称 Description	数量 Qty	备注或适用车型 Remarks or Serial No.
1	N163-340008-000	螺塞 Pulg	1	
2	J000982-000024-00	垫圈 24 Washer 24	1	
3	N163-700007-000	垫 Pad	1	
4	J000982-000006-00	垫圈 6 Washer 6	6	
5	G005783-006016-00	螺栓 M6×16 Bolt M6×16	6	
6	R453-340001-000	盖板 Cover plate	1	Ⓚ1 Ⓛ1 Ⓞ1 LPG-Y
6	R453-340001-000	盖板 Cover plate	1	Ⓞ
7	N163-341000-G00	燃油箱盖 Cover of fuel case	1	

图 30 发动机安装
Fig.30 Engine mount

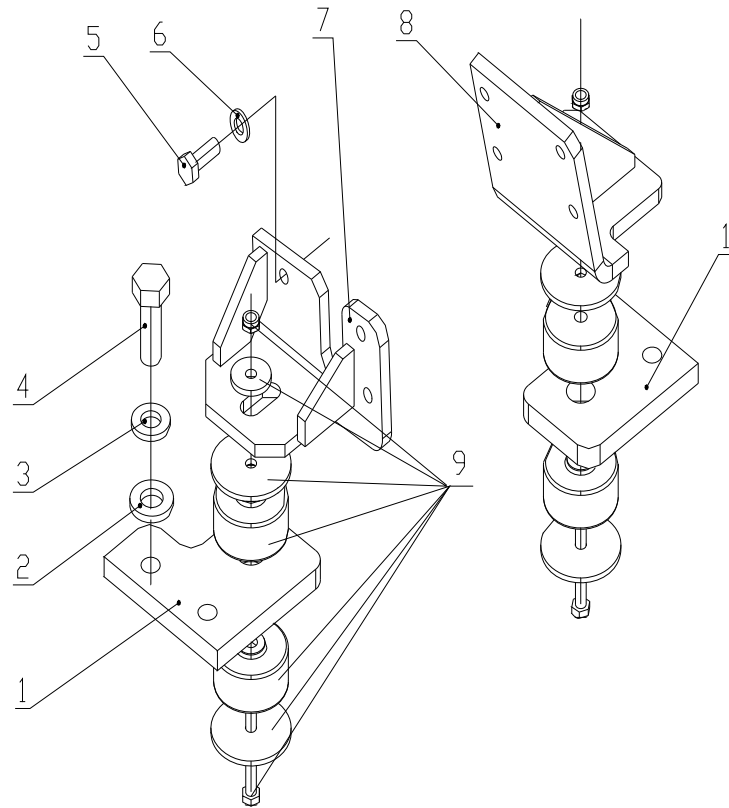
Ⓕ CPQD10/15/18N-RW21 Ⓖ CPQD15/18N-RW51-Y Ⓖ CPQD15/18N-RW21-Y



序号 Item	代号 Part No.	名称 Description	数量 Qty	备注或适用车型 Remarks or Serial No.
1	R830-350001-000	安装板 Mount plate	2	
2	N163-350002-000	垫圈 Washer	4	
3	G000093-000016-00	垫圈 16 Washer 16	4	
4	G005786-016055-01	螺栓 M16×1.5×55 Bolt M16×1.5×55	2	
5	NC8512-350100-000	发动机左支架 Engine left bracket	1	
6	NC8512-350200-000	发动机右支架 Engine right bracket	1	
7	G000093-000010-00	垫圈 10 Washer 10	8	
8	G005783-010045-00	螺栓 M10×45 Bolt M10×45	8	
9	N150-350100-000	缓冲垫总成 Cushion assy	2	

图 31 发动机安装
Fig.31 Engine mount

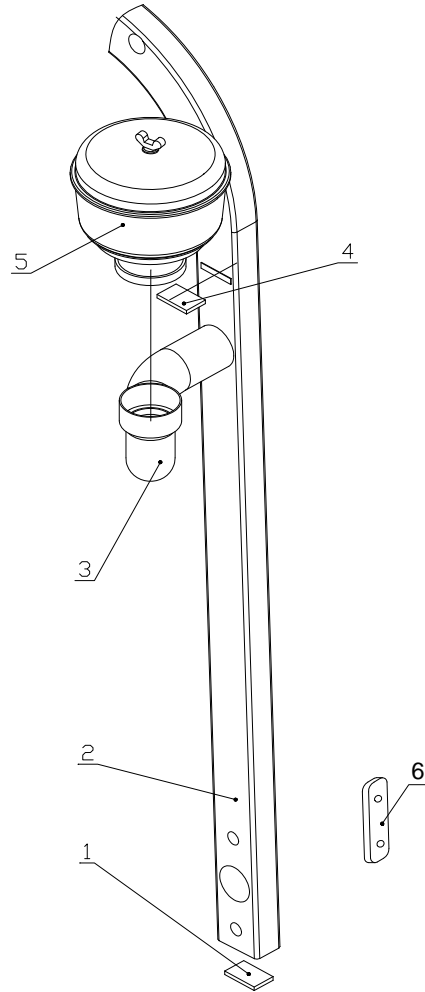
Ⓚ CPQ10/15/18N-RW7 Ⓚ1 CPQ15/18N-RW7-Y Ⓚ CPQD10/15/18N-RW7 Ⓚ1 CPQD15/18N-RW7-Y



序号 Item	代号 Part No.	名称 Description	数量 Qty	备注或适用车型 Remarks or Serial No.
1	R843-350001-001	安装板 Mount plate	2	
2	N163-350002-000	垫圈 Washer	4	
3	G000093-000016-00	垫圈 16 Washer 16	4	
4	G005786-016055-01	螺栓 M16×1.5×55 Bolt M16×1.5×55	2	
5	G005783-010040-00	螺栓 M10×40 Bolt M10×40	7	
6	G000093-000010-00	垫圈 10 Washer 10	7	
7	R846-350100-001	发动机左支架 Engine left bracket	1	
8	R846-350200-001	发动机右支架 Engine right bracket	1	
9	N150-350100-000	缓冲垫总成 Cushion assy	2	

图 32 高位进气系统
Fig.32 Air intake system

1.0t-3.5t
全部车型 All models of truck

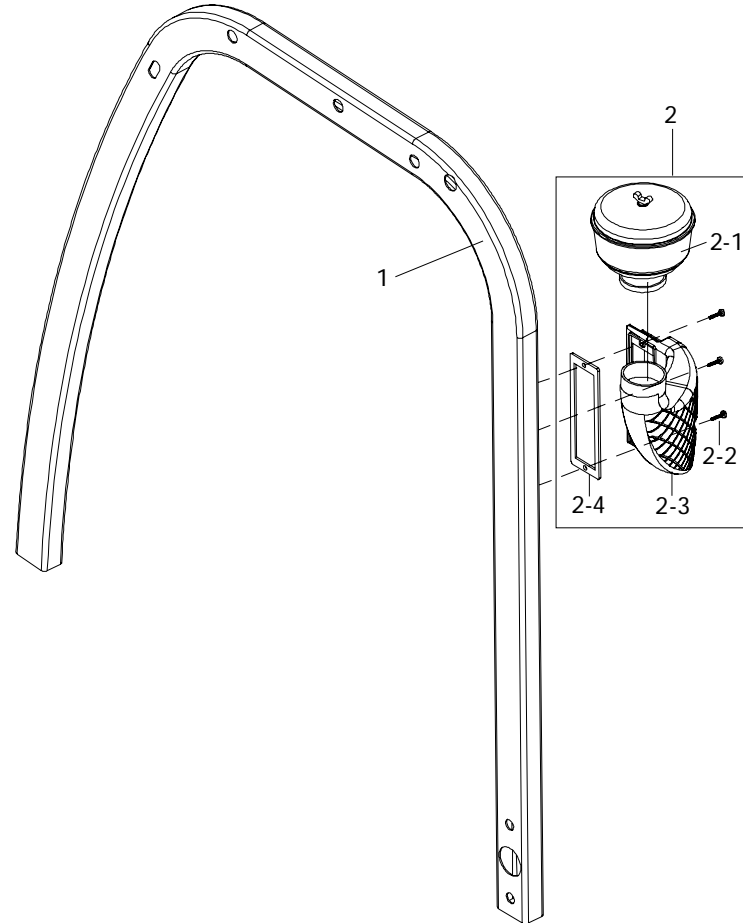


序号 Item	代号 Part No.	名称 Description	数量 Qty	备注或适用车型 Remarks or Serial No.
A1	R960-830000-600	右支撑腿总成 Right pillar assy	1	INC:1-4, <2013-10-01 only Optional: Dual air filter
A2	R960-830000-602	右支撑腿总成 Right pillar assy	1	选配高位排气 INC:1-4,6 Dual air filter and High exhaust 双空滤+高位排气
1	N163-830006-620	盖板 Cover	1	焊接件 Weldment
2	R960-830001-600	右支撑腿 Right pillar assy	1	焊接件 Weldment
3	R960-830003-600	接管 Pipe	1	焊接件 Weldment
4	R960-830004-600	封板 Plate	1	焊接件 Weldment
5	GR505-313000-600	空气预滤器 Air pre-cleaner	1	
6	R9615-830001-000	板 Cover	1	焊接件 Weldment

图 32-A 高位进气系统
Fig.32-A High air intake system

1.0t-3.5t
仅选配双空滤 only Optional: Dual air filter

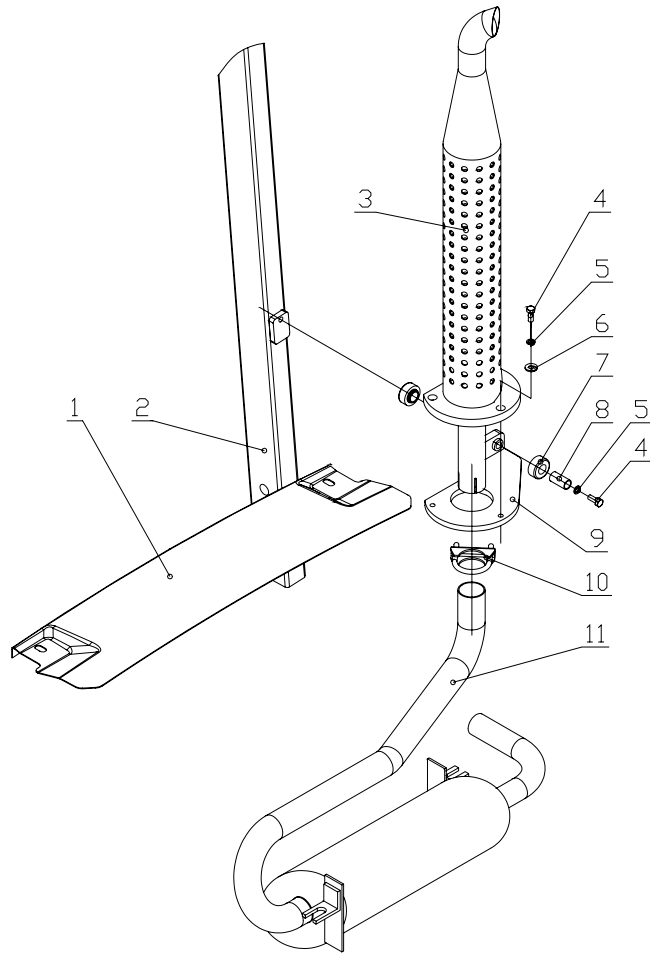
≥2013-10-01



序号 Item	代号 Part No.	名称 Description	数量 Qty	备注或适用车型 Remarks or Serial No.
1	R960-830000-601	右支撑腿总成 Right pillar assy	1	INC:1-4, only Optional: Dual air filter
2	R960-313000-530	盆式双空滤总成 Air pre-cleaner assy	1	
2-1	GR505-313000-600	空气预滤器 Air pre-cleaner	1	
2-2	G00818-005020-00	螺钉 M5×20 Screw M5×20	3	
2-3	XF250-313001-530	双空滤接管 Pipe	1	
2-4	R960-313001-530	橡胶垫 Rubber gasket	1	

图 33 高位排气系统
Fig.33 High Exhaust system

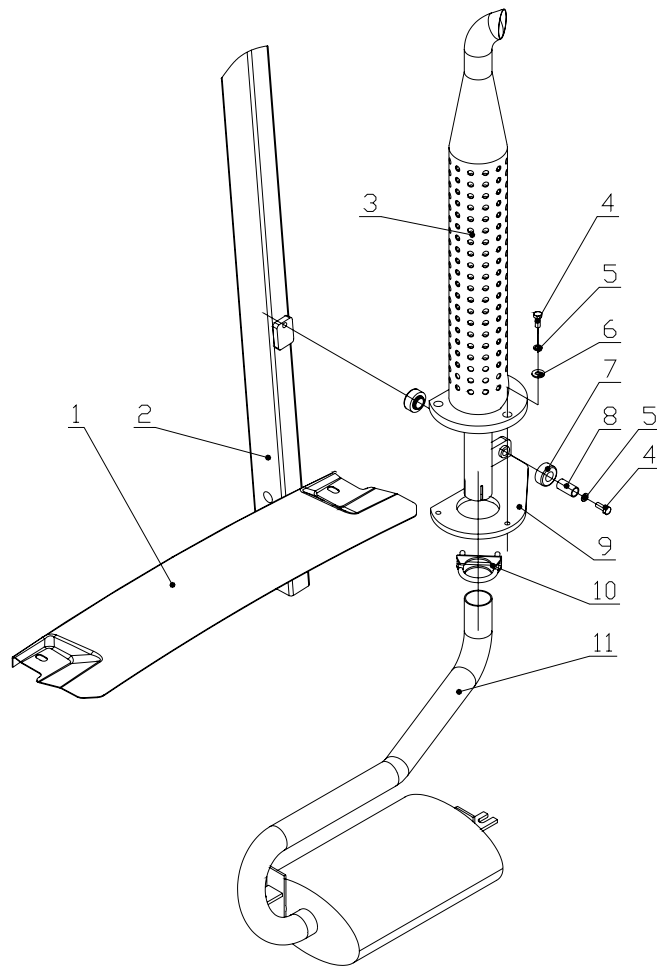
Ⓒ1 CPC10/15/18N-RW10 Ⓓ1 CPCD10/15/18N-RW10 Ⓕ1 CPQD10/15/18N-RW21
Ⓒ CPQD15/18N-RW51-Y Ⓓ CPQD15/18N-RW21-Y



序号 Item	物料码 Part No.	名称 Description	数量 Qty	备注或适用车型 Remarks or Serial No.
1	R960-430003-502	水箱盖板 Radiator assy cover	1	
2	R960-830000-513	右支撑腿总成 Right pillar assy	1	仅高位排气 only Optional:High exhaust
A1	R960-325000-513	高位排气组件 High exhaust assy	1	INC:3-10
3	R841-323000-502	排气尾管 Exhaust pipe	1	
4	G005783-010025-00	螺栓 M10x25 Bolt M10x25	5	
5	G000093-000010-00	垫圈 10 Washer 10	5	
6	G000096-000010-00	垫圈 10 Washer 10	3	
7	R453-320001-000	减振垫 Ringlike dampener	2	
8	R453-320002-000	套管 Pipe	2	
9	GR1002-320002-000	安装支座 Bracket	1	
10	R9615-323000-000	抱箍 Clamp	1	
11	R841-321000-513	消声器总成 Muffler assy	1	高位排气 High exhaust Ⓒ1 Ⓓ1 标配 Standard
11	R841-322000-526	消声器总成 Muffler assy	1	Ⓒ1 Ⓓ1 尾气净化 Exhaust gas purification
11	NC8512-321000-513	消声器总成 Muffler assy		高位排气 High exhaust Ⓕ1 Ⓒ1 标配 Standard
11	NC8512-321000-512K	消声器总成 Muffler assy		Ⓕ1 Ⓒ1 尾气净化 Exhaust gas purification

图 34 高位排气系统
Fig.34 High Exhaust system

Ⓜ CPCD10/15/18N-RW32



序号 Item	物料码 Part No.	名称 Description	数量 Qty	备注或适用车型 Remarks or Serial No.
1	R960-430003-502	水箱盖板 Radiator assy cover	1	
2	R960-830000-513	右支撑腿总成 Right pillar assy	1	仅高位排气 only Optional:High exhaust
2	R960-830000-602	右支撑腿总成 Right pillar assy	1	Dual air filter and High exhaust 双空滤+高位排气
A1	R960-325000-513	高位排气组件 High exhaust assy	1	INC:3-10
3	R841-323000-502	排气尾管 Exhaust pipe	1	
4	G005783-008025-00	螺栓 M8×25 Bolt M8×25	5	
5	G000093-000010-00	垫圈 10 Washer 10	5	
6	G000096-000010-00	垫圈 10 Washer 10	3	
7	R453-320001-000	减振垫 Ringlike dampener	2	
8	R453-320002-000	套管 Pipe	2	
9	GR1002-320002-000	安装支座 Bracket	1	
10	R9615-323000-000	抱箍 Clamp	1	
11	R844-321000-513	消声器总成 Muffler assy	1	

第四部分 车身系统目录
Part IV Truck body system contents

- ① CPC10/15/18N-RG26 ② CPCD10/15/18N-RG26 ③ CPC10/15/18N-RW10 ④ CPCD10/15/18N-RW10 ⑤ CPQD10/15/18N-RW21
 ⑥ CPC10/15/18N-RG26-J ⑦ CPQ10/15/18N-RW7 ⑧ CPQ15/18N-RW7-Y ⑨ CPQD10/15/18N-RW7 ⑩ CPQD15/18N-RW7-Y
 ⑪ CPCD10/15/18N-RW32 ⑫ CPQD15/18N-RW51-Y ⑬ CPQD15/18N-RW21-Y

序号 Item	名称 Description	适用车型 Serial No.	页码 Page
图 1 Fig. 1	平衡重总成 Counter balance assy	全部车型 All models of truck	4-1
图 2 Fig. 2	标示 Label	全部车型 All models of truck	4-3
图 3 Fig. 3	座椅总成 Seat assy	全部车型 All models of truck	4-8
图 3-1 Fig.3-1	座椅总成 CE Seat assy CE	全部车型 All models of truck	4-9
图 3-2 Fig.3-2	座椅总成 Seat assy		
图 4 Fig. 4	车身系统 Truck body system	全部车型 All models of truck	4-10
图 5 Fig. 5	仪表架总成 Instrument frame assy	全部车型 All models of truck	4-12
图 6 Fig. 6	机罩及底板总成(I) Hood and floor board assy (I)	全部车型 All models of truck	4-14
图 7 Fig. 7	机罩及底板总成(II) Hood and floor board assy (II)	全部车型 (除 ⑫ 外) All models of truck (except ⑫)	4-19
图 8 Fig. 8	锁扣总成 Lock catch assy	全部车型 All models of truck	4-20
图 9 Fig. 9	护顶架 Overhead guard	全部车型 All models of truck	4-22

图1 平衡重总成

Fig.1 Counter balance assy

全部车型
All models of truck

序号 Item	代号 Part No.	名称 Description	数量 Qty	备注或适用车型 Remarks or Serial No.
1	R810-010001-001	平衡重 Counter balance	1	1t
1	R840-010001-001	平衡重 Counter balance	1	1.5t
1	R870-010001-001	平衡重 Counter balance	1	1.8t
2	N163-010002-000	塞子 Plug	2	
3	N163-011000-000	牵引销 Towing pin	1	Not CE
3	N163-011100-800	牵引销 Towing pin	1	For CE
4	N163-010005-000	垫圈 Washer	1	
5	G007244-000030-00	垫圈 30 Washer 30	1	
6	N163-010003-000	螺栓 Bolt	1	
7	N163-010007-000	调整垫片 Adjust shim	4	
8	G000093-000010-00	垫圈 10 Washer 10	4	
9	G005783-010020-00	螺栓M10×20 Bolt M10×20	4	
10	G005783-010020-00	螺栓M10×20 Bolt M10×20	4	
11	N163-010008-000	调整垫片 Adjust shim	1	
12	XF250-011003-800	锁销 Lock pin	1	For CE

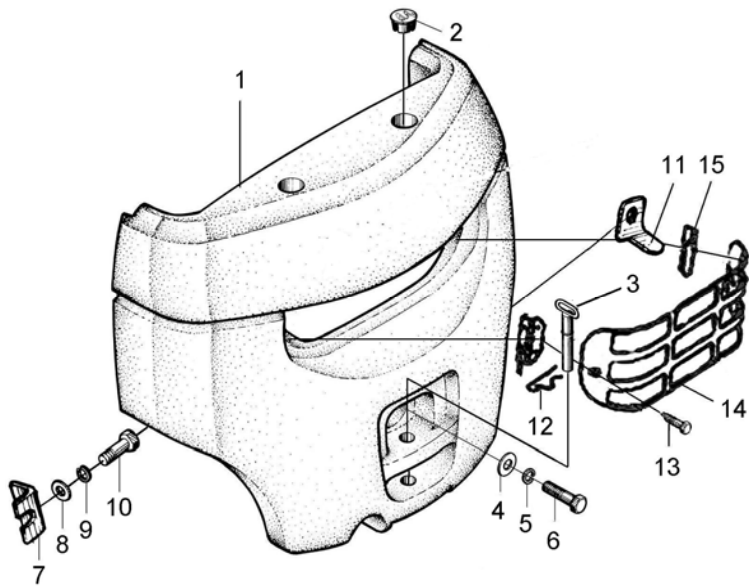


图 1 平衡重总成

Fig.1 Counter balance assy

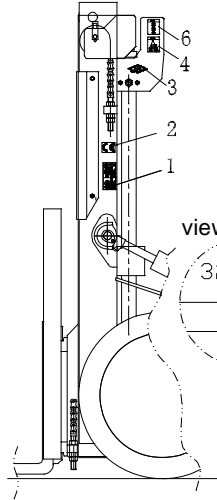
全部车型
All models of truck

序号 Item	代号 Part No.	名称 Description	数量 Qty	备注或适用车型 Remarks or Serial No.
13	N163-420100-000	螺钉组件 Screw assy	6	For CE
14	R840-010003-500	平衡重网罩 Counter balance net cover	1	For CE 低/高位排气 Low order/high order exhaust
14	R840-010003-501	平衡重网罩 Counter balance net cover	1	For CE 中位排气 Middle order exhaust
15	R840-010004-500	支架 Bracket	2	For CE

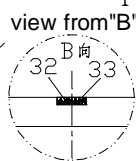
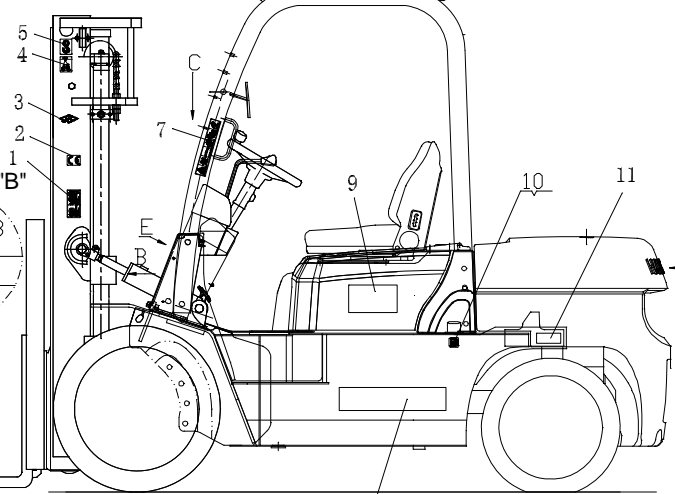
图2 标示
Fig.2 Label

全部车型
All models of truck

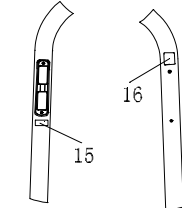
链条外挂的门架
Plug-in mast chain



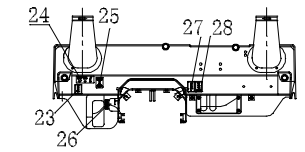
链条内置的门架
Built-in mast chain



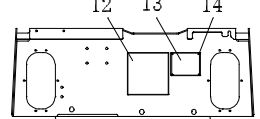
view from "A"



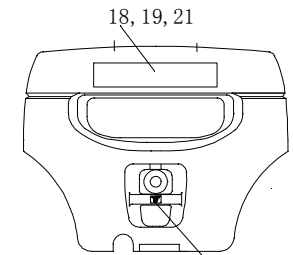
view from "C"



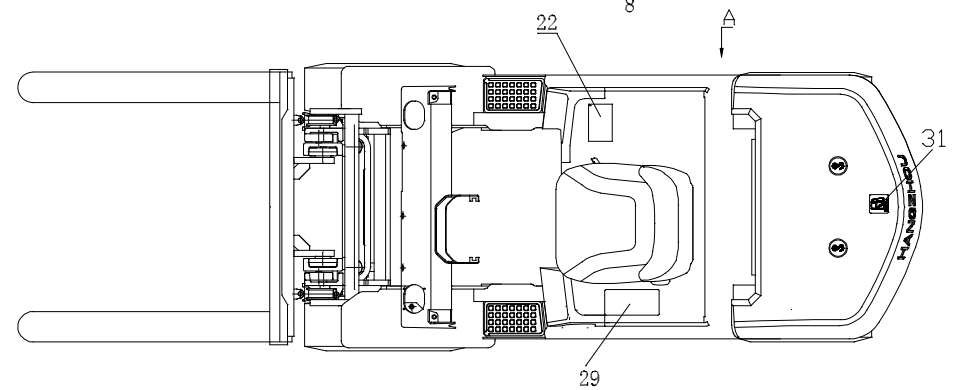
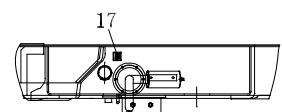
view from "E"



view from "F"



右箱体(去掉机罩)
The right box body (removes hood)



Fan Shroud
风扇罩

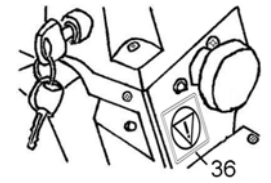
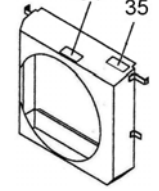


图2 标示

Fig.2 Label

全部车型
All models of truck

序号 Item	代号 Part No.	名称 Description	数量 Qty	备注或适用车型 Remarks or Serial No.
1	R960-020049-001	危险标签 Dangerous Label	2	中文
1	R960-020031-001	危险标签 Dangerous Label	2	English
2	R960-020012-001	CE 标签 CE Label	2	For CE
3	R960-020059-W00	HC 标志 HCLabel	2	
4	R960-020047-001	起吊标签 Lift Label	2	中文
4	R960-020019-001	起吊标签 Lift Label	2	English
5	R960-020035-001	起吊标签 Lift Label	2	链条内置门架 Built-in mast chain
6	R960-020018-001	起吊标签 Lift Label	2	链条外置门架 External mast chain
7	R960-020027-001	安全带标签 Safe belt Label	1	English
8	N163-020001-000	字样标签 Script Label	1	中文
8	R960-020037-001	字样标签 Script Label	3	English
9	NO RART NO.	吨位标签 Ton Label	2	
10	R960-020028-001	柴油标签 Diesel oil Label	1	柴油叉车 Diesel forklift
10	R960-020006-001	汽油标签 Gasoline Label	1	汽油机及双燃料叉车 Gasoline&CNG forklift

图2 标示

Fig.2 Label

全部车型
All models of truck

序号 Item	代号 Part No.	名称 Description	数量 Qty	备注或适用车型 Remarks or Serial No.
11	R840-020004-001	轮胎气压标签 Type pressure Label	1	中文(充气胎)
11	R840-020003-001	轮胎气压标签 Type pressure Label	1	English (Inflatable tire)
12	R960-020020-001	润滑系统标签 Lubrication	1	中文
12	R960-020021-001	润滑系统标签 Lubrication	1	English
13	NO RART NO.	产品铭牌 Product Label	1	
14	G012618-004010-00	铆钉 M4×10 Screw M4×10	4	
15	R960-020013-001	严禁冲水标签 No swashing Label	1	中文
15	R960-020014-001	严禁冲水标签 No swashing Label	1	English
16	R960-020024-001	噪音标示 Noise Label	1	For CE
17	R960-020011-001	液压油标签 Hydraulic oil Label	1	
18	RC250-010002-000	铸造 HC Casting HC	1	English(HC)
18	R960-010101-000	字样 Script	1	中文
19	G000819-005016-00	螺钉 M5×16 Screw M5×16	4	English
19	G000068-006016-00	螺钉 M6×16 Screw M6×16	3	中文
20	R960-020023-001	拴系点标签 Tie down point Label	1	

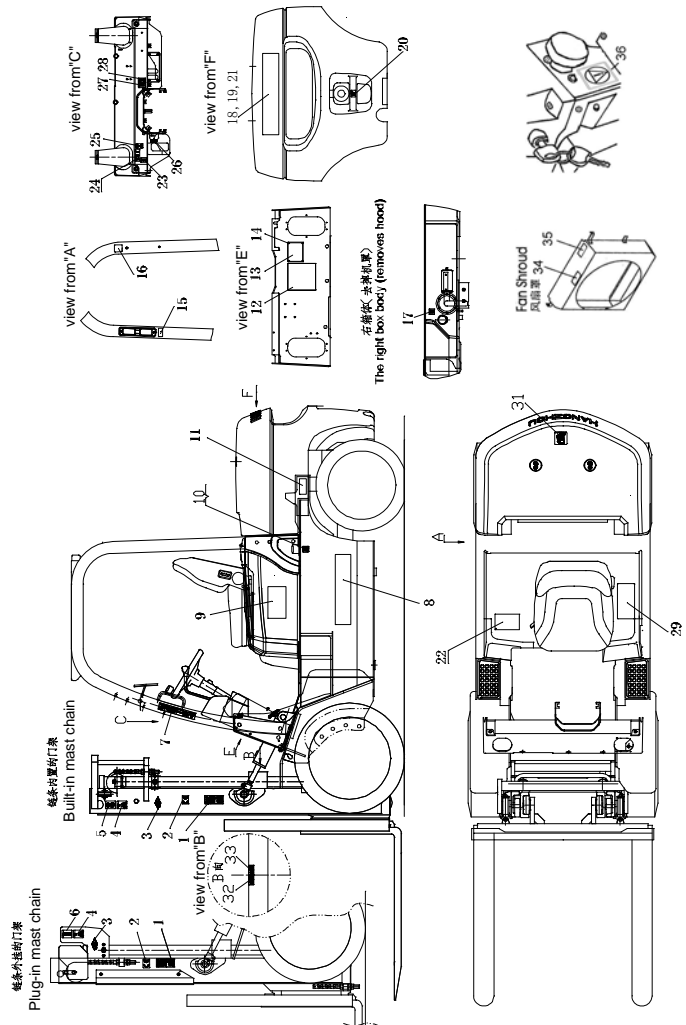


图2 标示

Fig.2 Label

全部车型
All models of truck

序号 Item	代号 Part No.	名称 Description	数量 Qty	备注或适用车型 Remarks or Serial No.
21	R960-020037-001	字样标签 Script Label	1	English
22	NO RART NO.	载荷曲线标牌 Load Label	1	
23	R960-020054-001	机罩锁扣标签 Machine cover lock Label	1	中文
23	R960-020055-001	机罩锁扣标签 Machine cover lock Label	1	English
24	R960-020007-001	操作标签 1 Operation Label 1	1	English (Hydraulic forklifts)
24	R960-020008-001	操作标签 2 Operation Label 2	1	English (Mechanical forklift)
24	R960-020039-001	操作标签 1 Operation Label 1	1	中文 (液力叉车)
24	R960-020038-001	操作标签 2 Operation Label 2	1	中文 (机械叉车)
25	R960-020022-001	手制动器标签 Brake Label	1	
26	R960-020036-001	档位标签 Shift Label	1	机械换向叉车 Machine liquid reversing forklift
27	R960-020057-001	熄火拉线标签 Flameout arrows Label	1	中文
28	R960-020056-001	双燃料转换标签 Dual fuel conversion Label	1	
29	R960-020029-001	警告标签 Warn Label	1	中文
29	R960-020009-001	警告标签 Warn Label	1	English
30	NO RART NO.	配色图 Match colors figure	1	

图2 标示

Fig.2 Label

全部车型
All models of truck

序号 Item	代号 Part No.	名称 Description	数量 Qty	备注或适用车型 Remarks or Serial No.
31	R960-020025-001	LPG 标签 LPG Label	1	中文
31	R960-020053-001	LPG 标签 LPG Label	1	English
32	R960-020015-001	危险标签 Dangerous label	1	中文
32	R960-020033-001	危险标签 Dangerous label	1	English
33	R960-020048-001	危险标签 Dangerous label	1	中文
33	R960-020032-001	危险标签 Dangerous label	1	English
34	R960-020040-001	切手危险标签 Hand cut risk label	1	中文
34	R960-020034-001	切手危险标签 Hand cut risk label	1	English
35	R960-020016-001	防冻液标签 Antifreeze label	1	中文
35	R960-020017-001	防冻液标签 Antifreeze label	1	English
36	R960-020030-001	Emergency disconnect label 紧急断电标签	1	

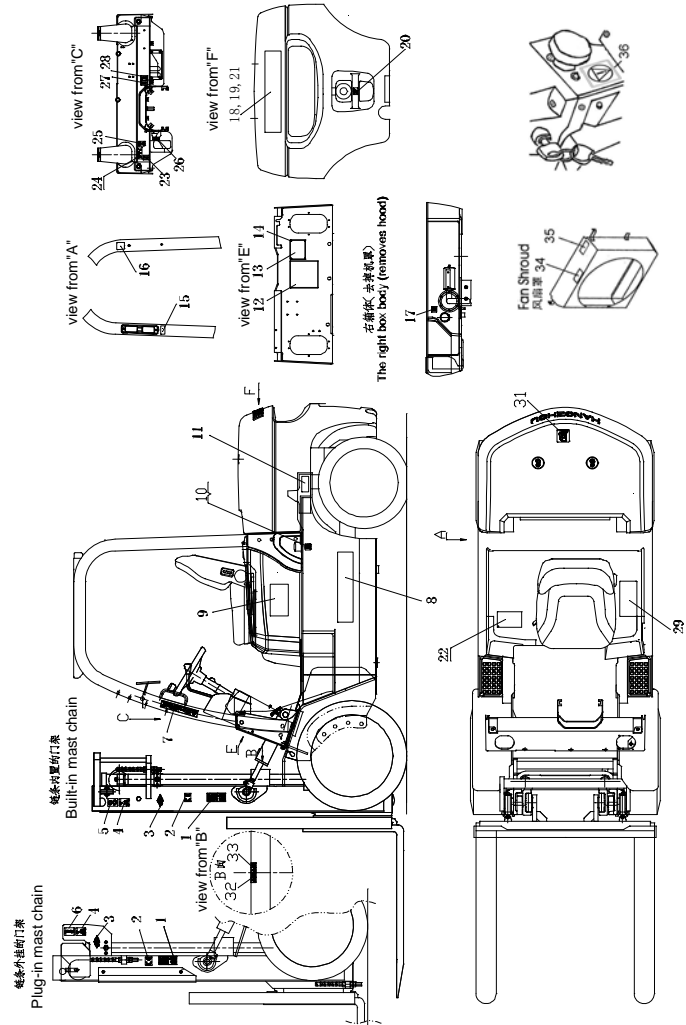
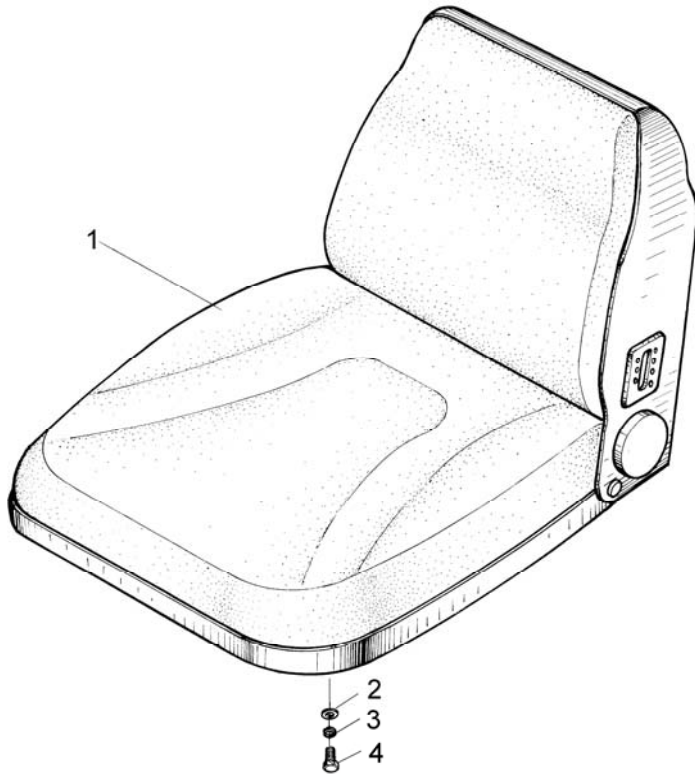


图3 座椅总成
Fig.3 Seat assy

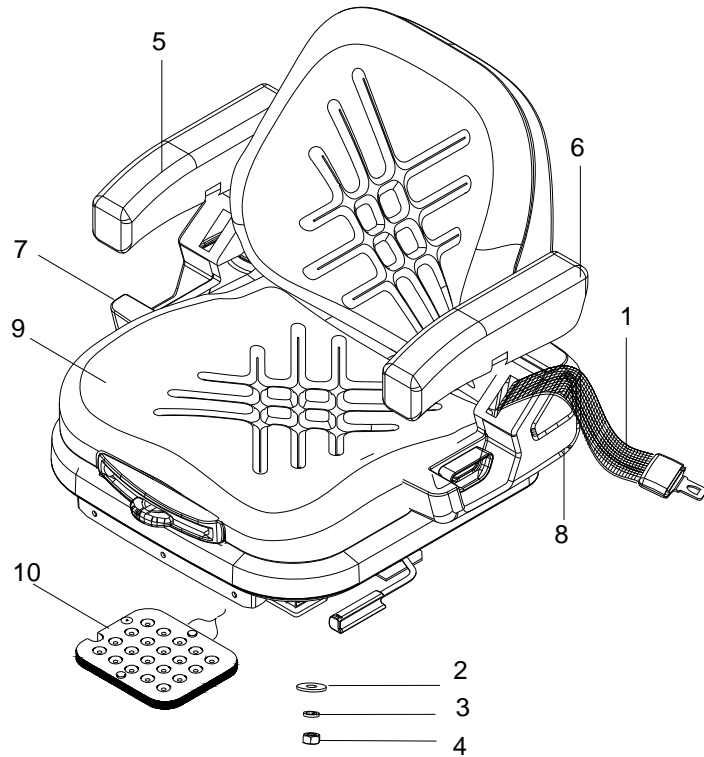
全部车型
All models of truck



序号 Item	代号 Part No.	名称 Description	数量 Qty	备注或适用车型 Remarks or Serial No.
1	R960-030001-G00	座椅 Seat	1	除外/Except ㊟
1	R969-030001-G00	座椅 Seat	1	㊟
2	G0097P1-000008-00	垫圈8 Washer 8	4	
3	G000093-000008-00	垫圈8 Washer 8	4	
4	G006170-000008-00	螺母M8 Nut M8	4	

图 3-1 座椅总成
Fig.3-1 Seat assy

全部车型
All models of truck



序号 Item	物料码 Part NO.	名称 Description	数量 Qty	备注或适用车型 Remarks Or Serial NO.
A	XF250-030000-G29	座椅总成,不带减震 Seat assy, Not damping	1	包含/INC:1-9
A	XF250-030000-G32	座椅总成,带减震, Seat assy, With damping	1	INC:1-10
1	XF250-030300-W30	安全带 Seat belt	1	
2	G000096-000008-00	垫圈 8 Washer 8	4	
3	G000093-000008-00	垫圈 8 Washer 8	4	
4	G006170-000080-00	螺母 M8 Nut M8	4	
5	XF250-030001-W30	右扶手 Right handrail	1	配对购买 Pairing buy
6	XF250-030002-W30	左扶手 Left handrail	1	
7	XF250-030003-W30	右护套 Right sheath	1	配对购买 Pairing buy
8	XF250-030004-W30	左护套 Left sheath	1	
9	NO PART NO.	座椅 Seat	1	
10	XF250-030005-W30	传感器 sensor	1	OPS 系统/System

图 3-2 座椅总成
Fig.3-2 Seat assy

全部车型
All models of truck

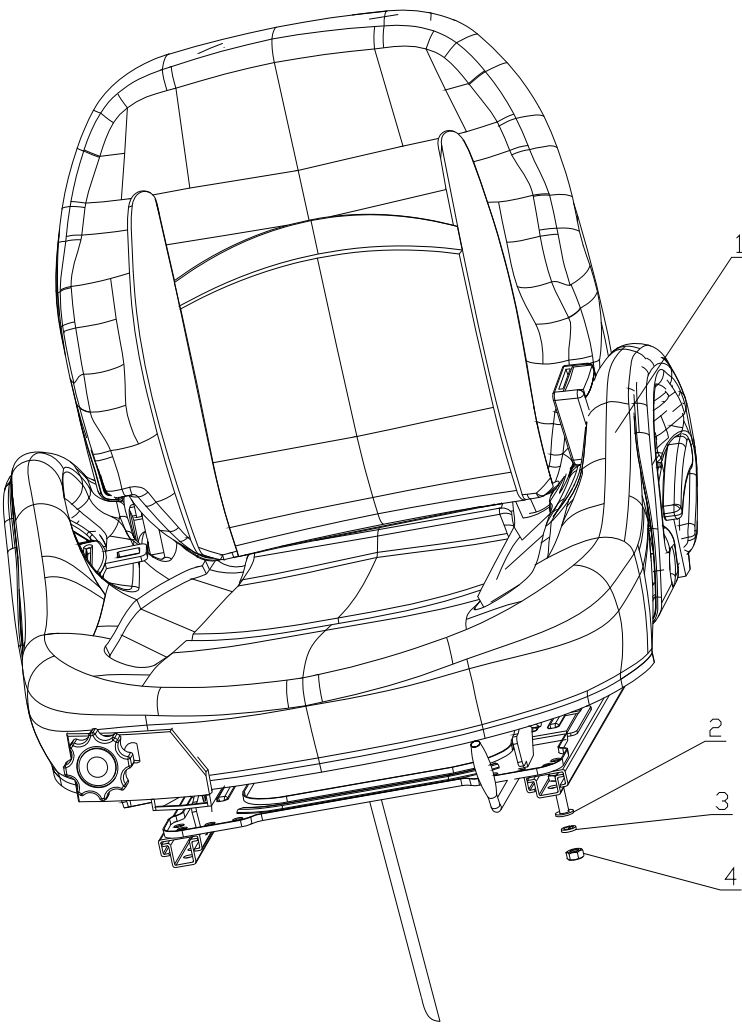
	序号 Item	物料码 Part No.	名称 Description	数量 Qty	备注或适用车型 Remarks Or Serial No.
	1	XF250-030000-G50	减震座椅 Seat,amortize	1	带减震, With amortize
	1	XF250-030000-G51	减震座椅 Seat,amortize	1	带减震,带电锁 With amortize & Micros Switch
	2	G000093-000008-00	垫圈8 Washer 8	4	
	3	G0097P1-000008-00	垫圈8 Washer 8	4	
	4	G005783-008016-00	螺母 M8 Nut M8	4	

图4 车身系统
Fig.4 Truck body system

全部车型
All models of truck

序号 Item	代号 Part No.	名称 Description	数量 Qty	备注或适用车型 Remarks or Serial No.
1	NC844-410000-000	车架 Truck frame	1	Ⓒ 除外 Except Ⓒ
1	R839-410000-001	车架 Truck frame	1	Ⓒ
A1	R450-450000-000	踏板组件 Pedal assy	1	INC:2,3,17
2	R450-450001-000	左踏板 Left pedal	1	
3	R450-450002-000	右踏板 Right pedal	1	
A2	NC9321-440000-000	电瓶盒组件 Battery box assy	1	INC:4-12 其余车型 The rest of the forklift
A3	R977-440000-001	电瓶盒组件 Battery box assy	1	INC:4-12 Ⓐ Ⓓ Ⓔ LPG-BRC
A4	R9772-440000-001	电瓶盒组件 Battery box assy	1	<2015-06-15,INC:4-12 Ⓐ Ⓓ LPG-QY-IMPCO
A5	NC9717440000-000	电瓶盒组件 Battery box assy	1	INC:4-12 Ⓒ <2015-06-15
A6	R979-440000-001	电瓶盒组件 Battery box assy	1	LPG-IMPCO Ⓐ Ⓓ Ⓔ, Ⓒ ≥2015-06-15
4	NC9321-442000-000	电瓶盒托架 Battery box bracket	1	其余车型 The rest of the forklift
4	R977-442000-001	电瓶盒托架 Battery box bracket	1	<2015-06-15 Ⓐ Ⓓ Ⓔ LPG-BRC
4	R9772-4420000-001	电瓶盒托架 Battery box bracket	1	<2015-06-15 Ⓐ Ⓓ LPG-QY-IMPCO
4	NC9717-442000-000	电瓶盒托架 Battery box bracket	1	Ⓒ

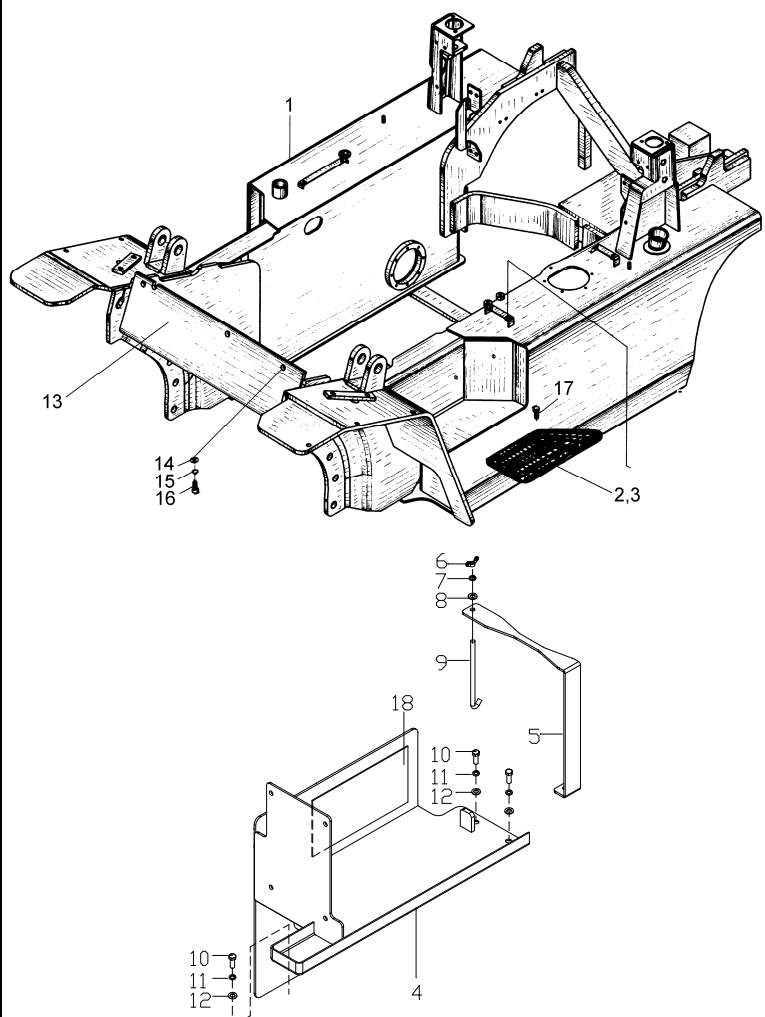
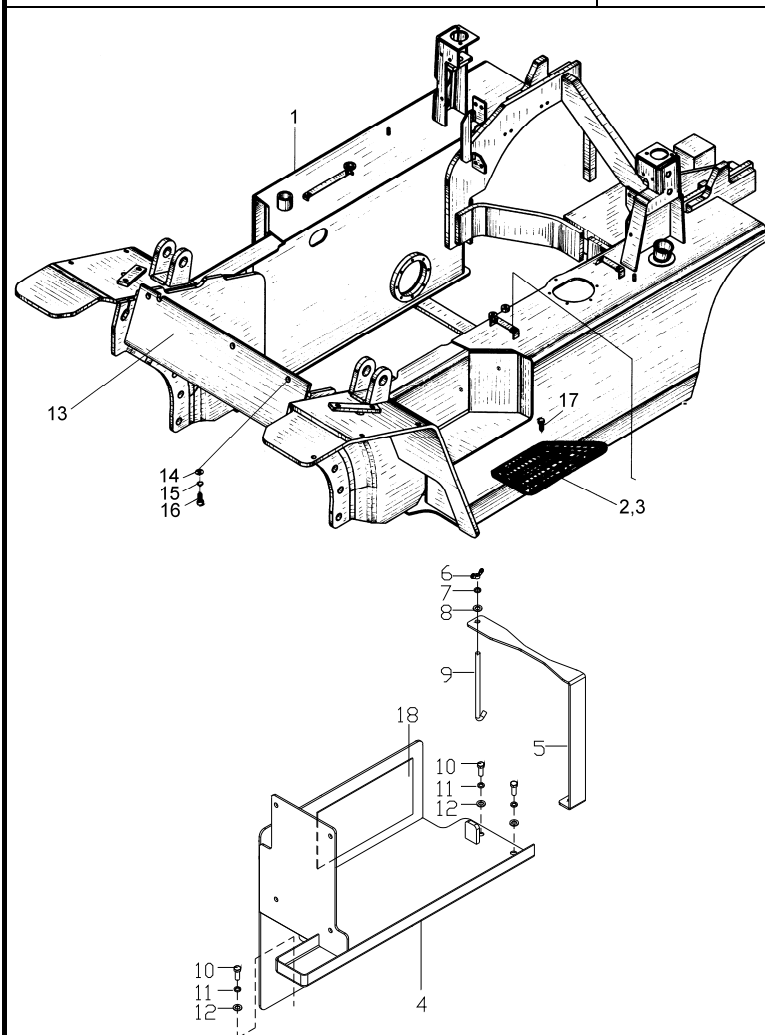


图4 车身系统
Fig.4 Truck body system

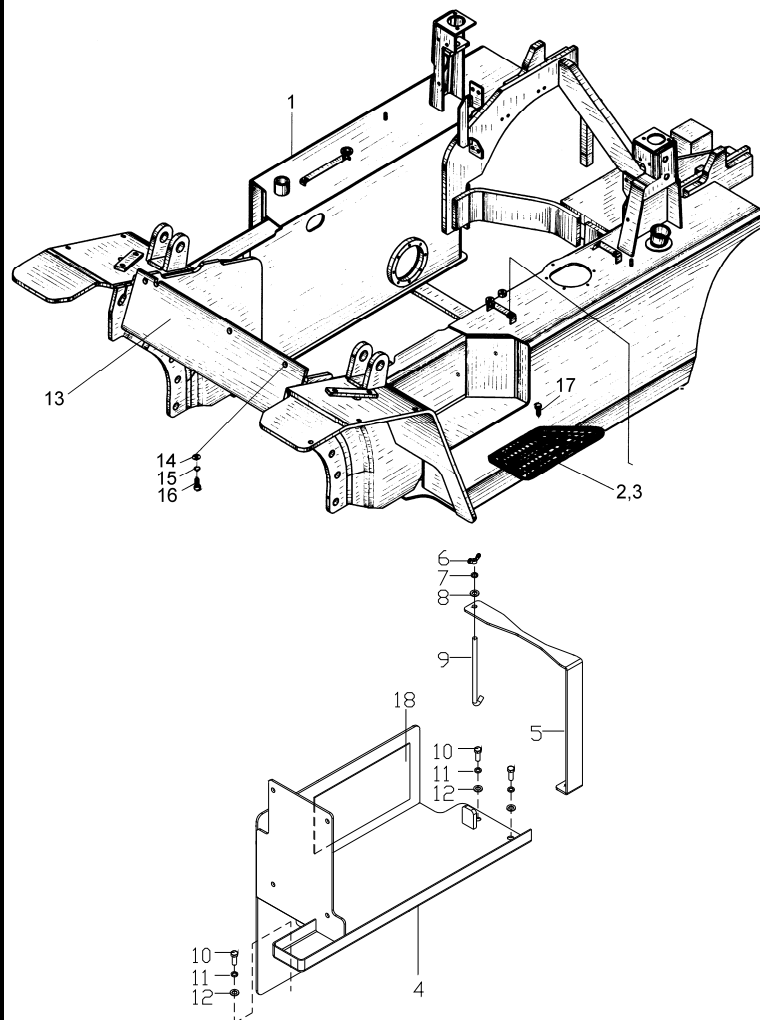
全部车型
All models of truck



序号 Item	代号 Part No.	名称 Description	数量 Qty	备注或适用车型 Remarks or Serial No.
4	R979-442000-001	电瓶盒托架 Battery box bracket	1	LPG-IMPCCO (K1) (L1) (O1), ⊙ ≥2015-06-15
5	NC9321-443000-000	压板 Plate	1	1.0t-1.8t
6	G000062-000006-00	螺母 M6 Nut M6	1	
7	G000093-000006-00	垫圈 6 Washer 6	1	
8	G0097P1-000006-00	垫圈 6 Washer 6	1	
9	NC9321-440001-000	拉杆 Pull rod	1	
10	G005783-008020-00	螺栓 M8×20 Bolt M8×20	3	其余车型 The rest of the forklift
10	G005783-008020-00	螺栓 M8×20 Bolt M8×20	4	LPG-IMPCCO (K1) (L1) ⊙1, ⊙, ≥2015-06-15
11	G000093-000008-00	垫圈 8 Washer 8	3	其余车型 The rest of the forklift
11	G000093-000008-00	垫圈 8 Washer 8	4	LPG-IMPCCO (K1) (L1) ⊙1, ⊙, ≥2015-06-15
12	G0097P1-000008-00	垫圈 8 Washer 8	3	其余车型 The rest of the forklift
12	G0097P1-000008-00	垫圈 8 Washer 8	4	LPG-IMPCCO (K1) (L1) ⊙1, ⊙, ≥2015-06-15
13	R840-401000-000	横梁组件 Beam assy	1	

图 4 车身系统
Fig.4 Truck body system

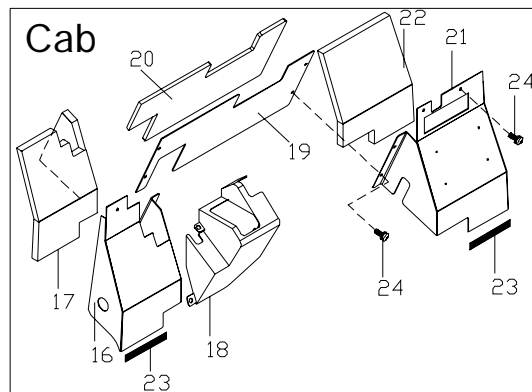
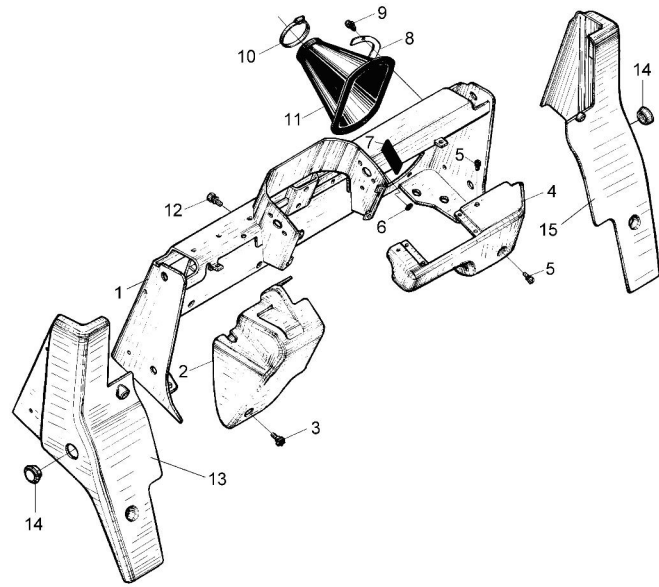
全部车型
All models of truck



序号 Item	代号 Part No.	名称 Description	数量 Qty	备注或适用车型 Remarks or Serial No.
14	G000096-000012-00	垫圈12 Washer 12	6	<2014-07
15	G000093-000012-00	垫圈 12 Washer 12	6	<2014-07
16	G005783-012030-00	螺栓 M12×30 Bolt M12×30	6	<2014-07
16	A300-400100-000	螺栓组件M12×30 Bolt assy M12×30	6	≥2014-07
17	G907414-008016-00	螺栓组件M8×16 Bolt M8×16	6	
18	NC9321-440002-000	隔热垫 Insulation pad	1	

图5 仪表架总成
Fig.5 Instrument frame assy

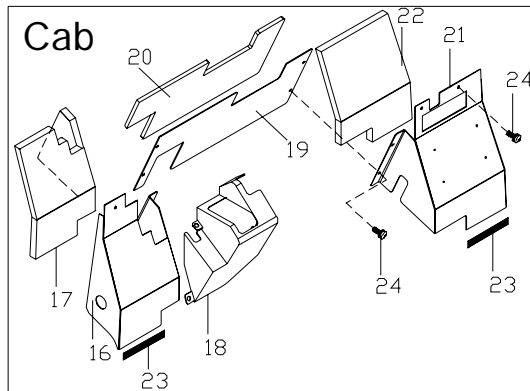
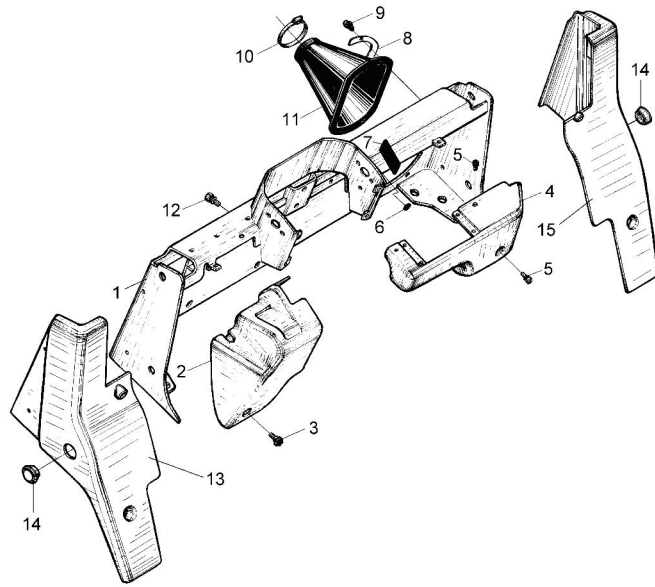
全部车型
All models of truck



序号 Item	代号 Part No.	名称 Description	数量 Qty	备注或适用车型 Remarks or Serial No.
1	NC9321-421000-000	仪表架 Instrument frame	1	除外/Except ③
1	R9529-421000-001	仪表架 Instrument frame	1	③
2	NC9321-420001-000	左护罩 Left cover	1	除外/Except ③ 标配 Standard
2	R9529-420001-001	左护罩 Left cover	1	③
3	N163-420400-000	螺钉组件 Screw	1	标配 Standard
4	R960-420001-000	右护罩 Right cover	1	除外/Except ③ 标配 Standard
4	N163-420001-000	右护罩 Right cover	1	③
5	N163-420100-000	螺钉组件 Screw	11	标配 Standard
6	N163-420006-000	圆形封条 Circular seal	2	除外/Except ③
7	N163-420005-000	矩形封条 Rectangular seal	1	机械车数量:2 Mechanical Qty: 2
8	N163-420003-000	压板 Pressure plate	4	选配 Optional
9	N163-610100-W00	扣件 Fastener	12	选配 Optional
10	N163-420200-000	抱箍组件 Clamp	2	选配 Optional
11	N163-420002-000	防尘罩 Dustproof hood	2	选配 Optional
12	N163-420500-000	螺栓组件 Bolt	7	

图5 仪表架总成
Fig.5 Instrument frame assy

全部车型
All models of truck



序号 Item	代号 Part No.	名称 Description	数量 Qty	备注或适用车型 Remarks or Serial No.
13	R960-420003-000	左前罩 Left front hood	1	除外/Except ③ 标配 Standard
14	N163-800004-000	橡胶塞 Rubber plug	2	除外/Except ③
15	R960-420002-000	右前罩 Right front hood	1	除外/Except ③ 标配 Standard
A1	NC9321-422000-500	驾驶室仪表护罩 Instrument cover, Cab	1	驾驶室 Cab INC:16-24
16	NC9321-422300-500	左护罩 Left cover	1	
17	NC9321-422003-W00	Soundproof pad, Left cover 左护罩隔音垫	1	
18	NC9321-422002-500	手制动护罩 Hand brake cover	1	
19	NC9321-422001-500	中板 Middle plate	1	
20	NC9321-422004-500	Soundproof pad, 中板隔 音垫	1	
21	NC9321-422200-500	右护罩 Right cover	1	
22	NC9321-422006-W00	Soundproof pad, Right cover 右护罩隔音垫	1	
23	NC9321-422005-W00	密封条 sealing strip	2	
24	N163-420100-000	螺钉组件 Screw assy	9	

图6 机罩及底板总成(I)
 Fig.6 Hood and floor board assy(I)

全部车型
 All models of truck

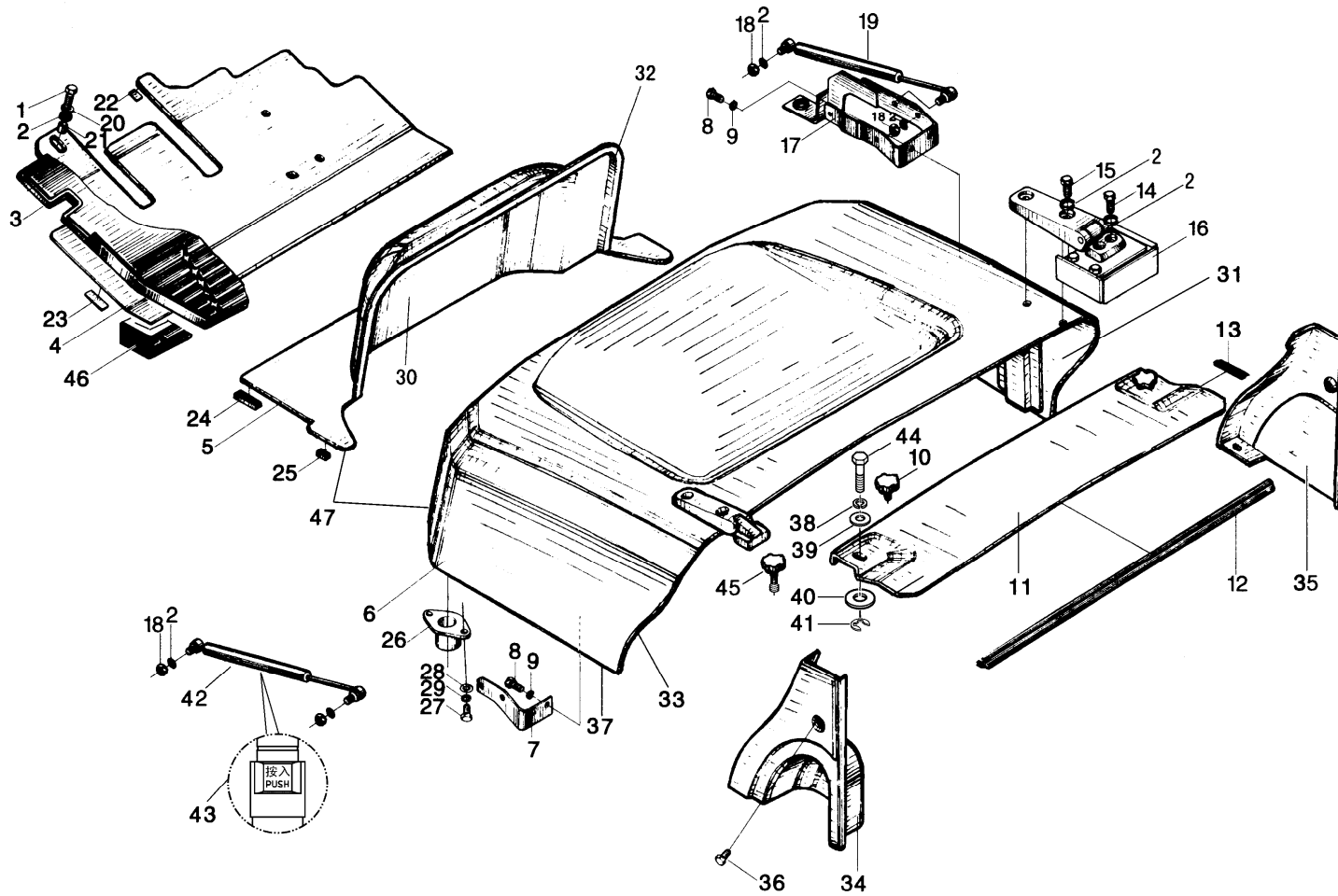
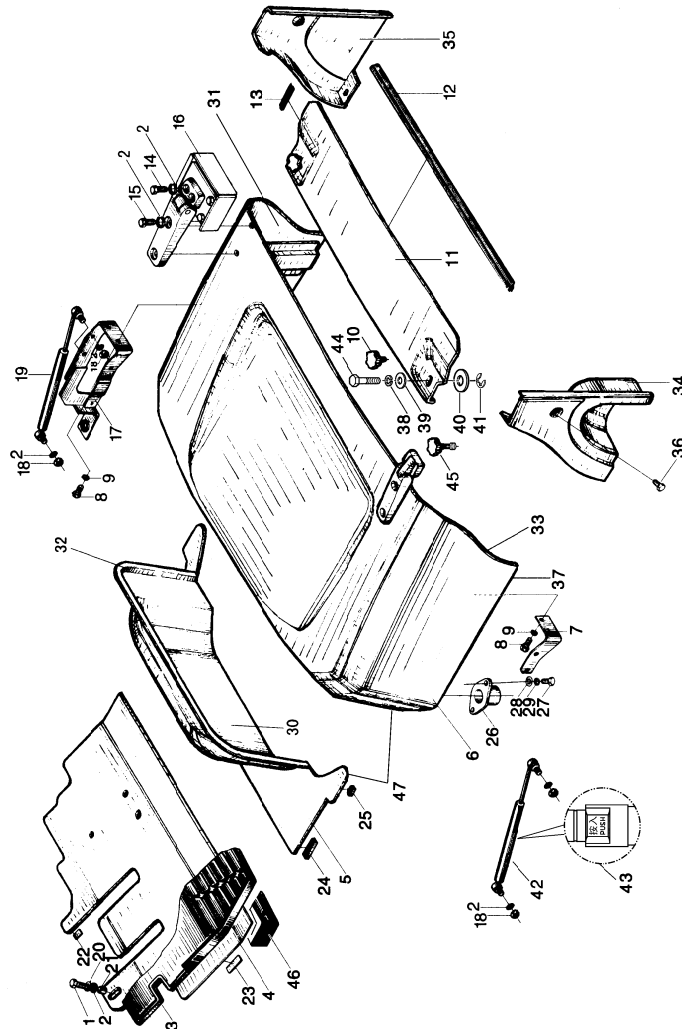


图6 机罩及底板总成(I)
Fig.6 Hood and floor board assy(I)

全部车型
All models of truck



序号 Item	代号 Part No.	名称 Description	数量 Qty	备注或适用车型 Remarks or Serial No.
1	G0029P2-008030-00	螺栓M8x30 Bolt M8x30	1	
2	G0097P1-000008-00	垫圈8 Washer 8	5	
3	R950-430001-000	踏板垫 Pedal pad	1	<2014-02-01,机械叉车 Mechanical forklift
3	R950-430001-001	踏板垫 Pedal pad	1	≥2014-02-01,机械叉车 Mechanical forklift
3	R960-430007-000	踏板垫 Pedal pad	1	<2014-02-01,液力叉车 Hydraulic forklift
3	R960-430007-001	踏板垫 Pedal pad	1	≥2014-02-01,液力叉车 Hydraulic forklift
4	N030-431100-000	前底板 Floor board,front	1	<2014-02-01,机械叉车 Mechanical forklift
4	N030-431100-001	前底板 Floor board,front	1	≥2014-02-01,机械叉车 Mechanical forklift
4	N040-431100-000	前底板 Floor board,front	1	<2014-02-01,液力叉车 Hydraulic forklift
4	N040-431100-001	前底板 Floor board,front	1	≥2014-02-01,液力叉车 Hydraulic forklift
5	R960-434000-000	后底板总成 Floor board,rear	1	
6	R960-433000-000	机罩组件 Hood assy	1	标配 Standard
6	R960-433000-800	机罩组件 Hood assy	1	驾驶室 Cab, 或/or 选配 Optional
6	R960-433000-800	机罩组件 Hood assy	1	感知系统 OPS system

图6 机罩及底板总成(I)
Fig.6 Hood and floor board assy(I)

全部车型
All models of truck

序号 Item	代号 Part No.	名称 Description	数量 Qty	备注或适用车型 Remarks or Serial No.
7	N163-430002-000	左支架 Left bracket	1	除外/Except ©
8	G005783-008020-00	螺栓 M8×20 Bolt M8×20	8	
9	G005783-008020-00	螺栓 M8×20 Bolt M8×20	4	
10	N163-430004-000	拧紧螺栓 Bolt	2	Not CE
11	R960-430003-000	水箱盖板 Cover plate	1	非高位排气,非液化气 Not High exhaust,Not LPG
11	R960-430003-502	水箱盖板 Cover plate	1	高位排气,非液化气 High exhaust,Not LPG
11	R971-430001-000	水箱盖板 Cover plate	1	非高位排气,液化气 Not High exhaust,LPG
11	R9615-430001-000	水箱盖板 Cover plate	1	高位排气,液化气 High exhaust,LPG
12	N163-430005-000	密封条 Seal strip	1	
12	R971-430004-000	密封条 Seal strip	1	LPG
13	N163-430006-000	密封条 Seal strip	2	
13	R971-430005-000	密封条 Seal strip	2	LPG
14	G005783-008025-00	螺栓M8×25 Bolt M8×25	4	
15	G0029P2-008025-00	螺栓M8×25 Bolt M8×25	4	
16	N163-435000-000	铰链 Hinge	2	

图6 机罩及底板总成(I)
Fig.6 Hood and floor board assy(I)

全部车型
All models of truck

序号 Item	代号 Part No.	名称 Description	数量 Qty	备注或适用车型 Remarks or Serial No.
17	NC9321-430002-000	右支架总成 Right bracket assy	1	除外/Except ③
18	G006177-000008-00	螺母 M8 Nut M8	4	
19	R960-430009-G00	气弹簧 Air spring	1	除外/Except ③
20	N163-431003-000	缓冲套 Mounting insulator	1	
21	N163-431004-000	套筒 Sleeve	1	
22	N163-431002-000	缓冲垫 Insulator	1 或 2	
23	N163-431001-000	缓冲垫 Insulator	2	
24	N163-432005-000	橡胶垫块 2 Insulator	2	
25	N163-432004-000	橡胶垫块 1 Insulator	2	
26	N163-433400-000	缓冲座 Cab mounting insulator	2	
27	G005783-008016-00	螺栓 M8×16 Bolt M8×16	4	
28	G0097P1-000008-00	垫圈 8 Washer 8	4	
29	G000093-000008-00	垫圈 8 Washer 8	4	
30	R960-430005-W00	副机罩隔热垫 Hood insulation blanket	1	标配 Standard
30	R960-434010-G00	副机罩隔音垫, 双层 Hood insulation blanket	1	驾驶室 Cab, 或/或 选配 Optional

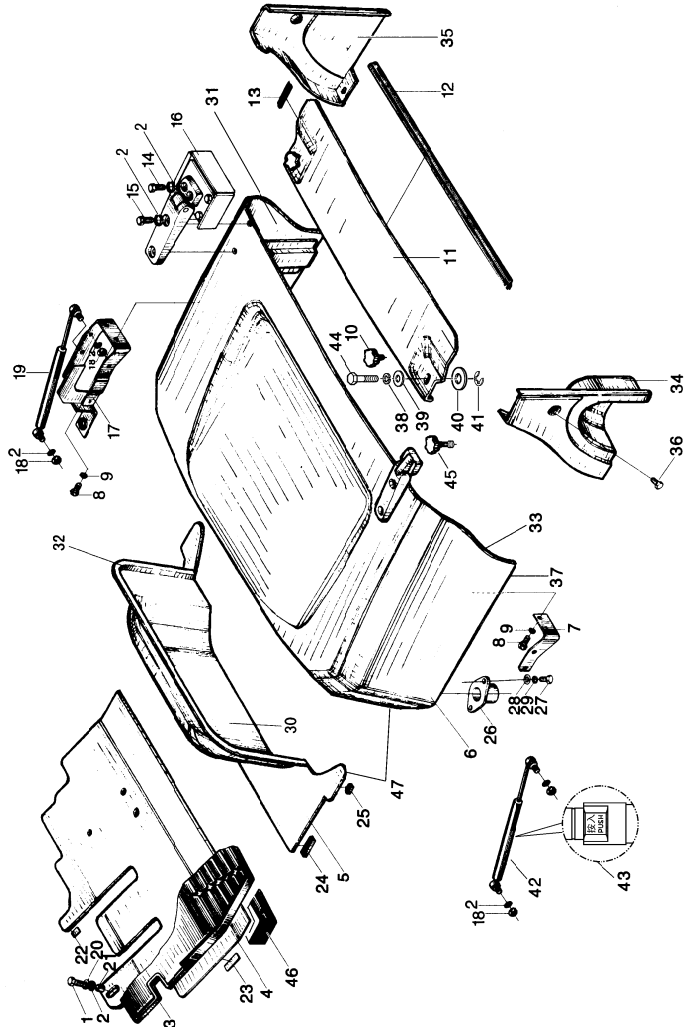


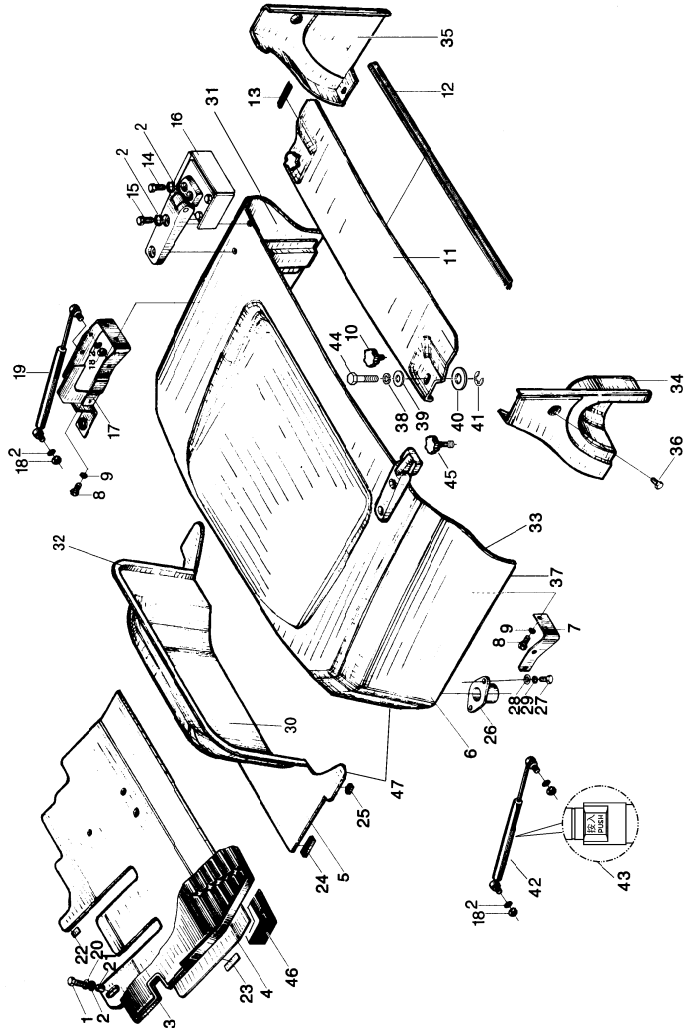
图6 机罩及底板总成(I)
Fig.6 Hood and floor board assy(I)

全部车型
All models of truck

序号 Item	代号 Part No.	名称 Description	数量 Qty	备注或适用车型 Remarks or Serial No.
31	R960-430006-W00	机罩隔热垫 Hood insulation blanket	1	标配 Standard
31	R960-434020-G00	主机罩隔音垫,双层 Hood insulation blanket	1	驾驶室 Cab, 或/or 选配 Optional
32	N163-432007-000	密封条 Seal strip	1	
33	R960-430001-000	密封条 Seal strip	1	
34	R960-430001-000	左后罩 Left rear hood	1	
35	R960-430002-000	右后罩 Right rear hood	1	
36	R960-430100-000	螺钉组件 Screw	2	
37	R960-430005-000	密封条 Seal strip	2	
38	G000093-000008-00	垫圈 8 Washer 8	2	For CE
39	G000096-000008-00	垫圈 8 Washer 8	2	For CE
40	R960-430201-800	垫圈 Washer	2	For CE
40	G000096-000008-00	垫圈 8 Washer 8	2	选配 Optional
41	G000896-000006-00	开口挡圈 6 Split washer 6	2	For CE 或/or 选配 Optional
42	R960-430009-G00	气弹簧 Air spring	1	国内叉车 除外 Except ©
42	R959-430001-G00	气弹簧 Air spring	1	©

图6 机罩及底板总成(I)
Fig.6 Hood and floor board assy(I)

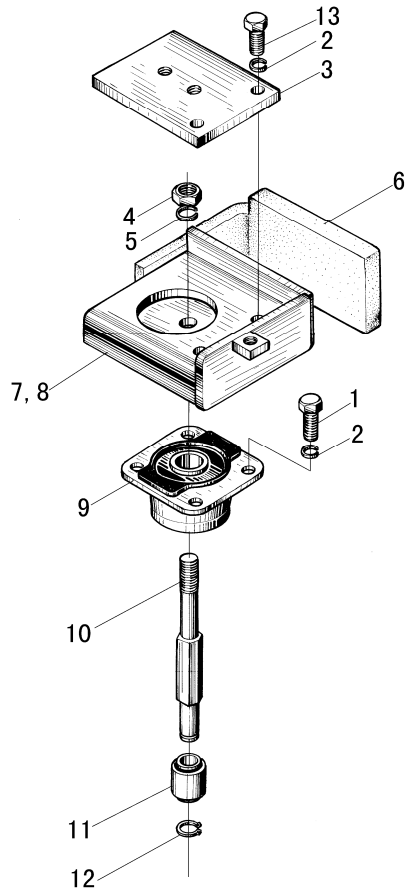
全部车型
All models of truck



序号 Item	代号 Part No.	名称 Description	数量 Qty	备注或适用车型 Remarks or Serial No.
43	NC9321-430005-000	左气弹簧 Air spring at left	1	出口叉车 Export forklift
44	XF250-430101-800	螺钉 Screw	2	For CE
45	XF250-430101-500	拧紧螺栓 Bolt	2	选配 Optional
46	R960-434010-500	前底板隔音垫 Sound insulation pad	1	驾驶室 Cab, 或/or 选配 Optional
47	R960-434030-G00	主副机罩外皮套 Outside holster	1	选配 Optional

图7 机罩及底板总成(II)
Fig.7 Hood and floor board assy(II)

全部车型 (除ⓐ外)
All models of truck (except ⓐ)



序号 Item	代号 Part No.	名称 Description	数量 Qty	备注或适用车型 Remarks or Serial No.
1	G005783-008020-00	螺栓M8x20 Bolt M8x20	4	
2	G000093-000008-00	垫圈8 Washer 8	8	
3	N163-436002-000	联接板 Connector plate	2	
4	G006171-000010-01	螺母M10x1.25 Nut M10x1.25	2	
5	G000093-000010-00	垫圈10 Washer 10	2	
6	N163-436003-000	缓冲垫 Insulator	2	
7	N163-439100-000	支架,右 Bracket,Right	1	Not CE
7	N163-439100-800	支架,右 Bracket,Right	1	For CE
8	N163-436200-000	支架,左 Bracket,left	1	Not CE
8	N163-436200-800	支架,左 Bracket,left	1	For CE
9	N163-436100-000	减震座 Seat	2	Not CE
10	N163-436001-000	杆 Rod	2	
11	N163-437000-000	套 Bush	2	
12	G000896-000008-00	挡圈8 Snap ring 8	2	
13	G005783-008025-00	螺栓M8x25 Bolt M8x25	4	

图 8 锁扣总成
Fig.8 Lock catch assy

全部车型
All models of truck

序号 Item	代号 Part No.	名称 Description	数量 Qty	备注或适用车型 Remarks or Serial No.
1	R960-431100-000	锁扣组件 Lock catch	1	
2	G005783-008016-00	螺栓 M8×16 Bolt M8×16	2	
3	G0097P1-000008-00	垫圈 8 Washer 8	4	
4	G000093-000008-00	垫圈 8 Washer 8	4	
5	R960-431200-00	锁钩组件 Lock hook	1	
6	SF-1-1020-G00	衬套 1020 Bush 1020	1	
7	G0097P1-000010-00	垫圈 10 Washer 10	1	
8	G000097-3P2020-00	销 3.2×20 Pin 3.2×20	1	
9	R960-431300-000	支架组件 Bracket	1	
10	G000091-002012-00	销 2×12 Pin 2×12	1	
11	G000882-006018-01	销轴 B6×18 Pin shaft B6×18	1	
12	G0097P1-000006-00	垫圈 6 Washer 6	1	
13	R960-431001-001	回位弹簧 Spring	1	
14	G005783-008020-00	螺栓 M8×20 Bolt M8×20	2	
15	R960-431400-000	锁扣拉线总成 Lock catch guy wire assy	1	非 CE Not CE

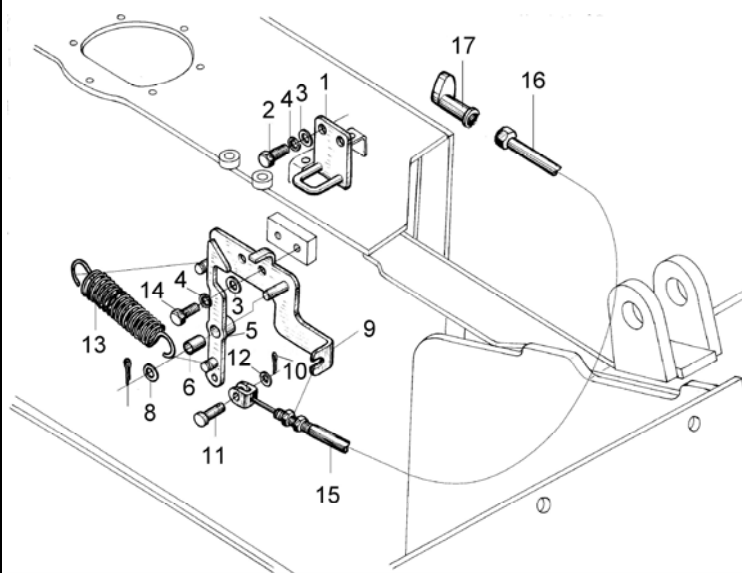


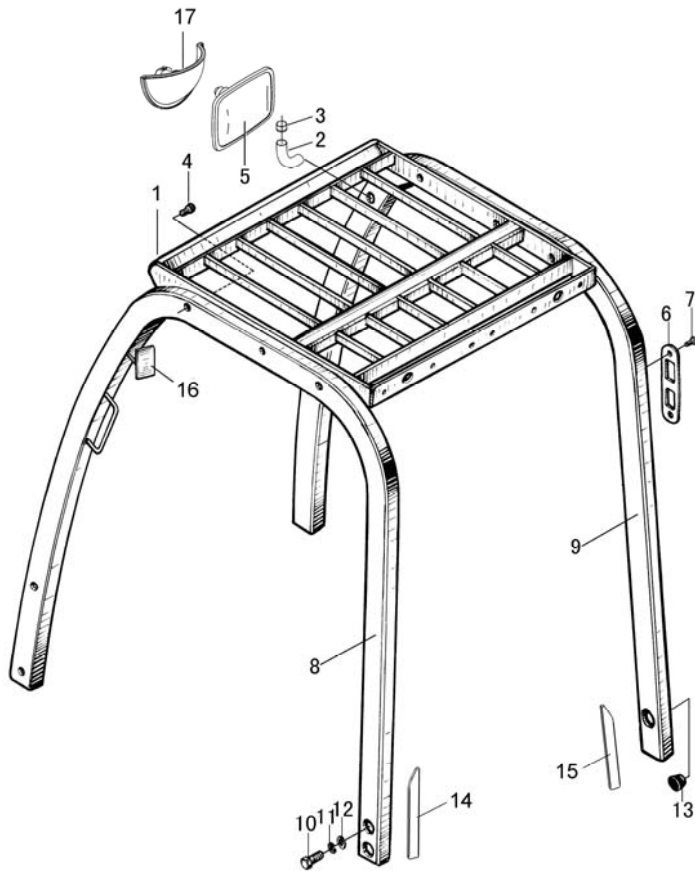
图 8 锁扣总成
Fig.8 Lock catch assy

全部车型
All models of truck

序号 Item	代号 Part No.	名称 Description	数量 Qty	备注或适用车型 Remarks or Serial No.
16	R960-431401-800	拉线挂钩 Guy wire pothook	1	For CE
17	R960-431402-800	锁扣拉线 Lock catch guy wire assy	1	For CE

图9 护顶架
Fig.9 Overhead guard

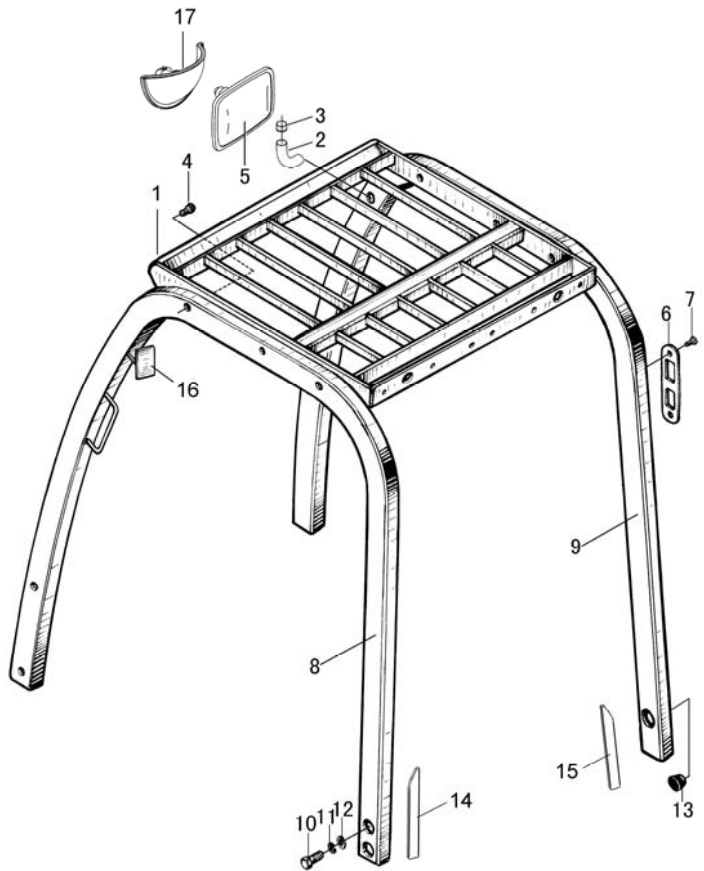
1.0t-3.5t
全部车型 All models of truck



序号 Item	代号 Part No.	名称 Description	数量 Qty	备注或适用车型 Remarks Or Serial No.
1	R960-820000-000	顶架 Oberhead guard	1	标配 standard
1	R960-820000-550	顶架 Oberhead guard	1	左右观后镜 Rear mirror,LH/RH 选配Optional
1	R960-820000-560	顶架 Oberhead guard	1	球形后视镜 Rear mirror, Spherical 选配Optional
2	N163-800002-000	胶管 Rubber pipe	1	
3	No.0-G00	管箍 Clamp	1	
4	N163-420500-000	螺栓组件 Bolt assy	6	
5	30060-G00	后视镜 Rearview mirror	1	标配 standard
6	N163-800001-000	盖板 Cover plate	1	
7	G000818-005012-00	螺钉 M5×12 Screw M5×12	3	
8	R960-840000-000	左支撑腿总成 Left pillar assy	1	标配 standard
9	R960-830000-000	右支撑腿总成 Right pillar assy	1	标配 standard
10	N163-800005-000	螺栓 Bolt	8	
11	G000093-000016-00	垫圈 16 Washer 16	8	

图 9 护顶架
Fig.9 Overhead guard

1.0t-3.5t
全部车型 All models of truck



序号 Item	代号 Part No.	名称 Description	数量 Qty	备注或适用车型 Remarks Or Serial No.
12	N163-800006-000	垫圈 Washer	8	
13	N163-800004-000	橡胶塞 Rubber plug	2	右支撑腿 For Right pillar
14	R960-800001-000	左海绵垫 Left sponge	1	
15	R960-800002-000	右海绵垫 Right sponge	1	
16	9630311H00-G00	左右观后视镜 Rear mirror,LH/RH	2	选配 Optional
17	XF250-800005-G01	球形后视镜 Rear mirror, Spherical	1	选配 Optional XF250-800005-G00

第五部分 操纵系统目录

Part V Control system contents

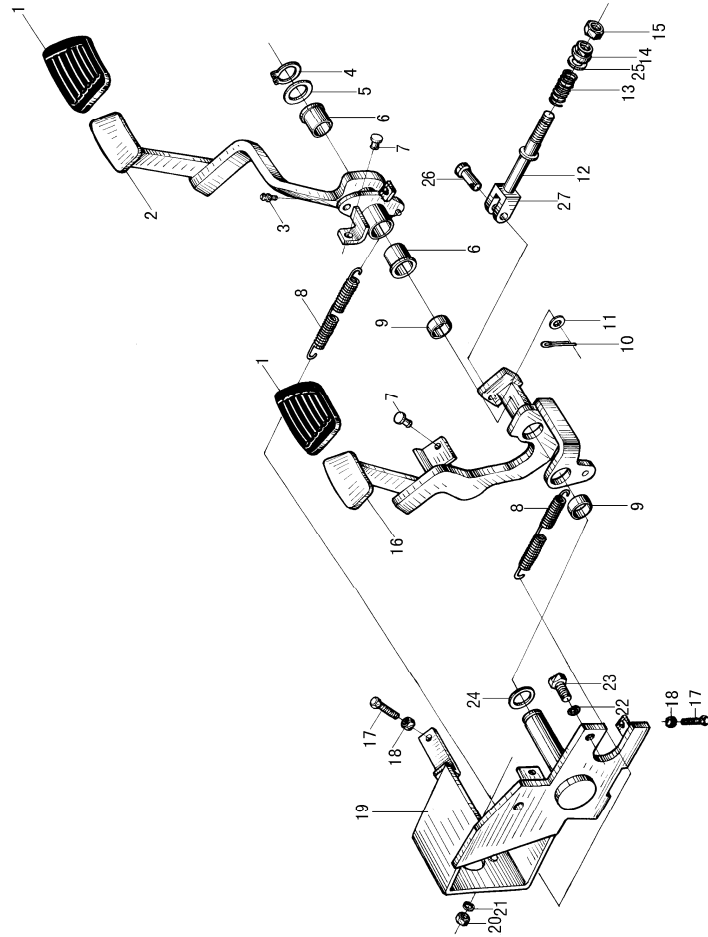
① CPC10/15/18N-RG26 ② CPCD10/15/18N-RG26 ③ CPC10/15/18N-RW10 ④ CPCD10/15/18N-RW10 ⑤ CPQD10/15/18N-RW21
 ⑥ CPC10/15/18N-RG26-J ⑦ CPQ10/15/18N-RW7 ⑧ CPQ15/18N-RW7-Y ⑨ CPQD10/15/18N-RW7 ⑩ CPQD15/18N-RW7-Y
 ⑪ CPCD10/15/18N-RW32 ⑫ CPQD15/18N-RW51-Y ⑬ CPQD15/18N-RW21-Y

序号 Item	名称 Description	适用车型 Serial No.	页码 Page
图 1 Fig. 1	制动离合踏板总成(一) Brake clutch pedal assy	① ③ ⑥ ⑧ ⑩	5-1
图 2 Fig. 2	制动微动踏板总成(一) Brake and inching pedal assy	② ④ ⑤ ⑨ ⑪ ⑫ ⑬ ⑭ ⑯	5-3
图 3 Fig. 3	制动总泵总成 Brake pedal assy	全部车型 All models of truck	5-6
图 4 Fig. 4	油门操纵总成 Throttle control assy	<2014-02-01 ① ② ⑥	5-7
图 4-1 Fig. 4-1	油门操纵总成 Throttle control assy	≥2014-02-01 ① ② ⑥	5-9
图 5 Fig. 5	油门操纵总成 Throttle control assy	<2014-02-01 ① ①① ② ④	5-11
图 5-1 Fig. 5-1	油门操纵总成 Throttle control assy	<2014-02-01 ① ①① ② ④	5-13
图 6 Fig. 6	油门操纵总成 Throttle control assy	≥2014-02-01 ⑤ ⑫ ⑬	5-15
图 6-1 Fig. 6-1	油门操纵总成 Throttle control assy	<2014-02-01 ⑤ ⑫ ⑬	5-17
图 7 Fig. 7	油门操纵总成 Throttle control assy	<2014-02-01 ⑦ ⑧ ⑨ ⑪	5-19
图 7-1 Fig. 7-1	油门操纵总成 Throttle control assy	≥2014-02-01 ⑦ ⑧ ⑨ ⑪	5-21

序号 Item	名称 Description	适用车型 Serial No.	页码 Page
图 8 Fig. 8	油门操纵总成 Throttle control assy <2014-02-01	Ⓒ	5-23
图 8-1 Fig. 8-1	油门操纵总成 Throttle control assy ≥2014-02-01	Ⓒ	5-25
图 9 Fig. 9	换档操纵总成 Change over control assy	Ⓐ Ⓒ1 Ⓒ Ⓐ Ⓐ1	5-27
图 10 Fig. 10	手制动操纵 Hand brake contr	全部车型 All models of truck	5-28

图1 制动离合踏板总成 (一)
Fig. 1 Brake clutch pedal assy (I)

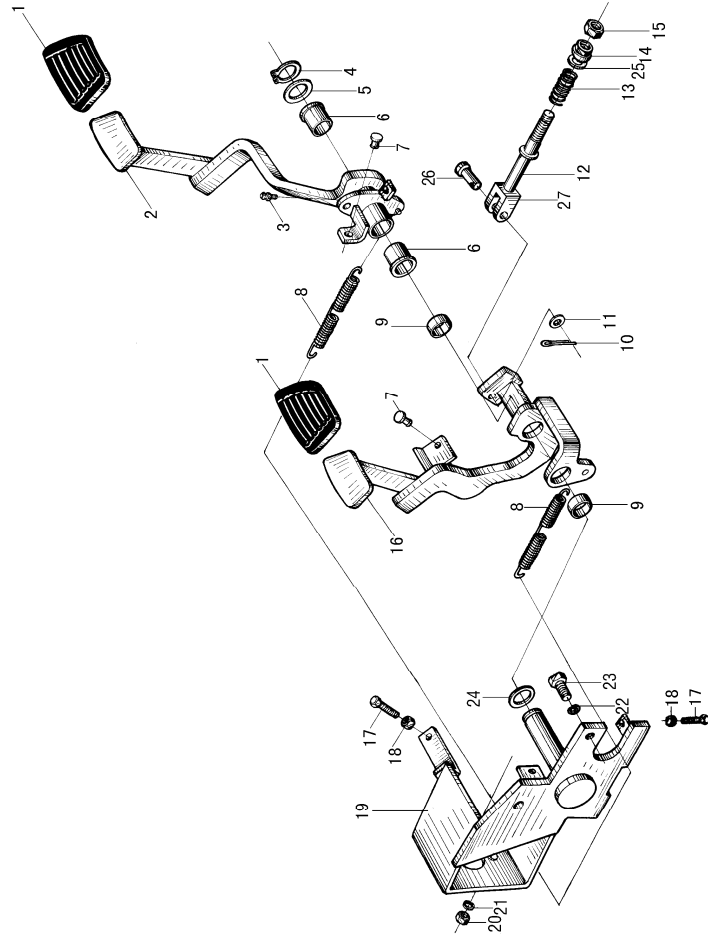
Ⓐ CPC10/15/18N-RG26 Ⓒ CPC10/15/18N-RW10 Ⓔ CPC10/15/18N-RG26-J Ⓖ CPQ10/15/18N-RW7
Ⓚ CPQ15/18N-RW7-Y



序号 Item	物料码 Part No.	名称 Description	数量 Qty	备注或适用车型 Remarks or Serial No.
A1	N030-510000-001	制动离合踏板总成 Brake clutch pedal assy	1	包含/INC: 1-28
1	N163-512001-000	踏板垫 Pedal pad	2	
2	N150-512100-001	制动踏板 Brake pedal	1	
3	G001152-006000-00	油杯M6 Oil grease M6	1	
4	G0894P1-000028-00	轴用弹性挡圈28 Ring 28	1	
5	N163-510004-000	垫片 Shim	1	
6	N163-514001-000	套 Bush	2	
7	N163-512002-000	止推圈 Thrust ring	2	
8	N163-510003-000	弹簧 Spring	2	
9	N163-512003-000	套 Bush	2	
10	R441-500002-000	锁销 1.8B The locking pin 1.8B	1	
11	G0097P1-000010-00	垫圈10 Washer	1	
12	N120-511000-001	拉杆 Pull rod	1	
13	N150-511002-000	压缩弹簧 Spring	1	
14	N150-511001-000	球形螺母 Nut	1	

图1 制动离合踏板总成(一)
Fig.1 Brake clutch pedal assy (I)

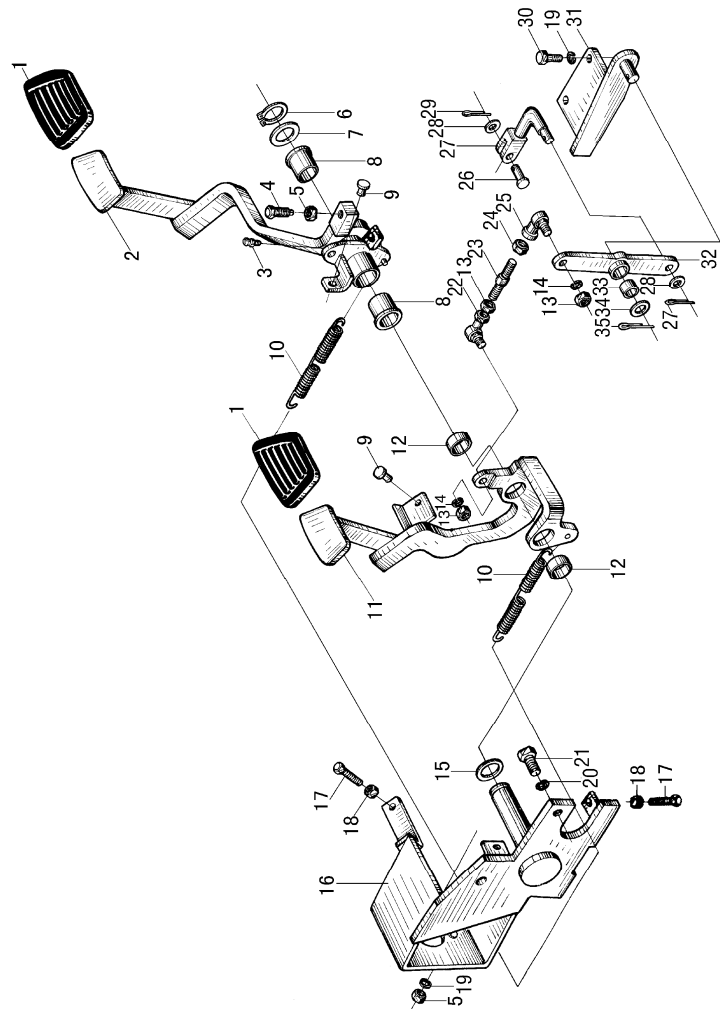
Ⓐ CPC10/15/18N-RG26 Ⓒ CPC10/15/18N-RW10 Ⓔ CPC10/15/18N-RG26-J Ⓖ CPQ10/15/18N-RW7
Ⓚ CPQ15/18N-RW7-Y



序号 Item	物料码 Part No.	名称 Description	数量 Qty	备注或适用车型 Remarks or Serial No.
15	G006171-000010-00	螺母 M10×1 Nut M10×1	2	
16	N150-511100-001	离合踏板 Clutch pedal	1	
17	G005783-008030-00	螺栓 M8×30 Bolt M8×30	2	
18	G006170-000008-00	螺母 M8 Nut M8	2	
19	N163-511000-001	底座 Seat	1	
20	G006170-000010-00	螺母 M10 Nut M10	2	
21	G000093-000010-00	垫圈 10 Washer 10	1	
22	G000093-000012-00	垫圈 12 Washer 12	2	
23	G005786-012025-00	螺栓 M12×1.25×25 Bolt M12×1.25×25	2	
24	N163-510001-000	垫片 Shim	2	
25	G000096-000010-00	垫圈 10 Washer 10	1	
26	G000882-010032-01	销轴 B10×32 Pin shaft B10×32	1	
27	N150-510001-000	叉头 Fork	1	
28		制动总泵总成 Brake pump assy	1	见图 3 序号 1 See Fig.3 Item 1

图2 制动微动踏板总成(一)
Fig. 2 Brake and inching pedal assy(I)

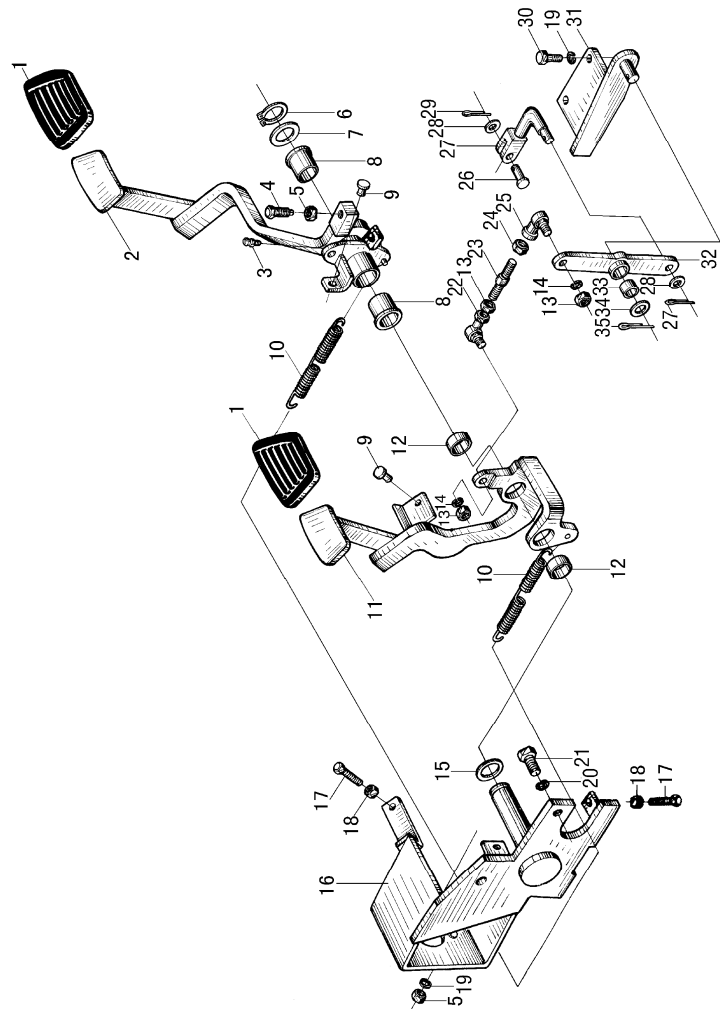
Ⓑ CPCD10/15/18N-RG26 Ⓞ CPCD10/15/18N-RW10 Ⓕ CPQD10/15/18N-RW21 Ⓛ CPQD10/15/18N-RW7
Ⓛ CPQD15/18N-RW7-Y Ⓜ CPCD10/15/18N-RW32 Ⓞ CPQD15/18N-RW51-Y Ⓞ CPQD15/18N-RW21-Y



序号 Item	物料码 Part No.	名称 Description	数量 Qty	备注或适用车型 Remarks or Serial No.
A	N040-510000-001	制动微动踏板总成 inch pedal assy	1	包含/INC: 1-36
1	N163-512001-000	踏板垫 Pedal pad	2	
2	N160-514100-001	制动踏板 Brake pedal	1	
3	G001152-006000-00	油杯M6 Oil grease M6	1	
4	N163-510002-000	螺栓 Bolt	1	
5	G006170-000010-00	螺母 M10 Nut M10	2	
6	G0894P1-000028-00	轴用弹性挡圈-A 型 28 Snap ring	1	
7	N163-510004-000	垫片 Shim	1	
8	N163-514001-000	套 Bushing	2	
9	N163-512002-000	止推圈 Thrust ring	2	
10	N163-510003-000	弹簧 Spring	2	
11	N160-511100-000	微动踏板 Inching pedal	1	
12	N163-512003-000	套 Bushing	2	
13	G006172-000008-00	螺母M8 Nut M8	3	
14	G000093-000008-00	垫圈8 Washer 8	2	

图2 制动微动踏板总成(一)
Fig. 2 Brake and inching pedal assy(I)

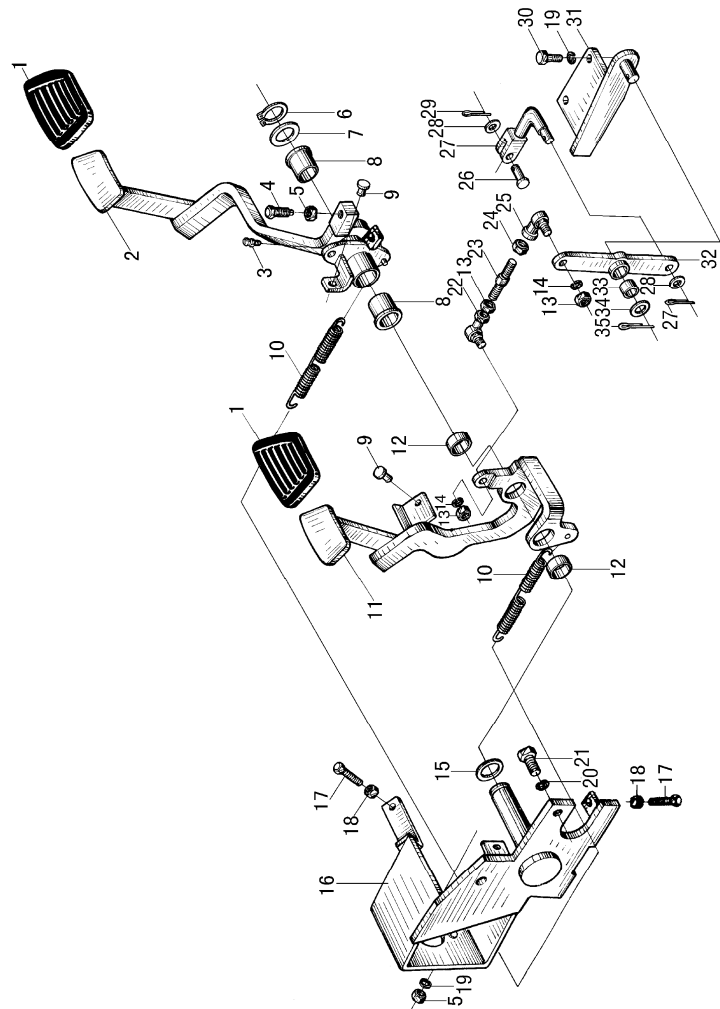
Ⓑ CPCD10/15/18N-RG26 Ⓞ CPCD10/15/18N-RW10 Ⓕ CPQD10/15/18N-RW21 Ⓛ CPQD10/15/18N-RW7
Ⓛ CPQD15/18N-RW7-Y Ⓜ CPCD10/15/18N-RW32 Ⓞ CPQD15/18N-RW51-Y Ⓞ CPQD15/18N-RW21-Y



序号 Item	物料码 Part No.	名称 Description	数量 Qty	备注或适用车型 Remarks or Serial No.
15	N163-510001-000	垫片 Pad	1	
16	N163-511000-001	底座 Seat	1	
17	G005783-008030-00	螺栓M8x30 Bolt M8x30	2	
18	G006170-000008-00	螺母M8 Nut M8	2	
19	G000093-000010-00	垫圈 10 Washer 10	4	
20	G000093-000012-00	垫圈 12 Washer 12	2	
21	G005786-012025-00	螺栓 M12x1.25x25 Bolt M12x1.25x25	2	
22	J005306-0000008-00	球头杆端关节轴承 Bearing	1	
23	N130-510001-000	调节杆 Adjusting rod	1	
24	G006172-100008-00	螺母 M8-左旋 Nut	1	
25	J005306-0000008-01	轴承SQL8C-RS Bearing	1	
26	G000882-008032-01	销轴B8x32 Pin shaft B8x32	1	
27	N160-517000-001	连杆 Rod	1	
28	G0097P1-000008-00	垫圈8 Washer	2	
29	N163-513002-000	锁销1.6B The locking pin 1.6B	2	

图2 制动微动踏板总成(一)
Fig.2 Brake and inching pedal assy(I)

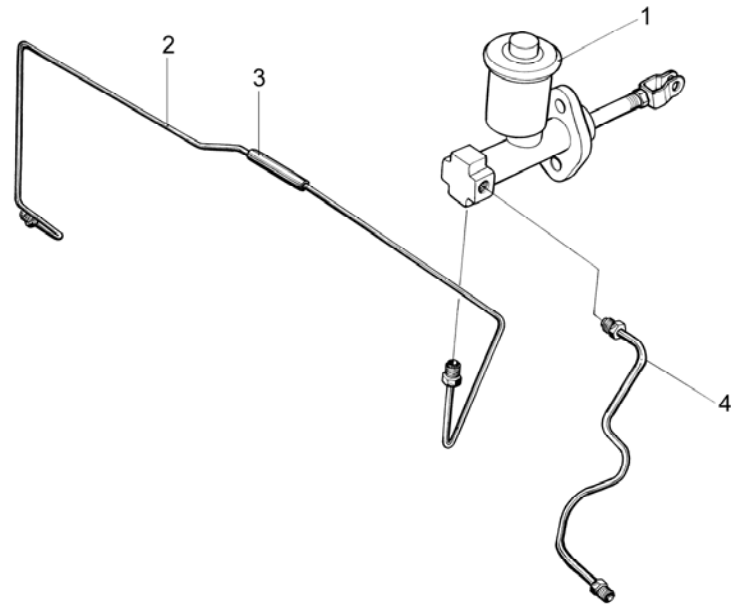
ⓑ CPCD10/15/18N-RG26 Ⓞ₁ CPCD10/15/18N-RW10 ⓕ₁ CPQD10/15/18N-RW21 ⓓ CPQD10/15/18N-RW7
ⓓ₁ CPQD15/18N-RW7-Y Ⓜ CPCD10/15/18N-RW32 Ⓞ CPQD15/18N-RW51-Y Ⓞ₁ CPQD15/18N-RW21-Y



序号 Item	物料码 Part No.	名称 Description	数量 Qty	备注或适用车型 Remarks or Serial No.
30	G005783-010025-00	螺栓 M10×25 Bolt M10×25	2	
31	N160-512000-000	底座 Seat	1	
32	N160-513000-001	摇臂 Rocker arm	1	
33	N160-510003-000	套 Bushing	1	
34	G0097P1-000016-00	垫圈 16 Washer 16	1	
35	G000091-004045-00	销 4×45 Pin 4×45	1	
36		制动总泵总成 Brake pump assy	1	见图3 序号 1 See Fig.3 Item 1

图3 制动总泵总成
Fig.3 Brake pedal assy

全部车型
All models of truck

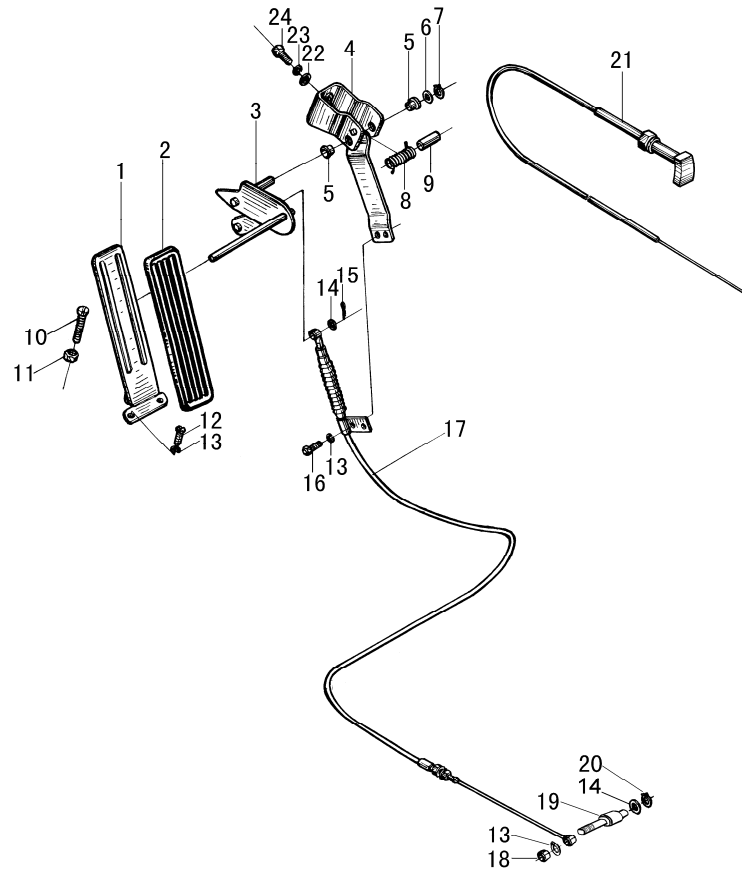


序号 Item	物料码 Part No.	名称 Description	数量 Qty	备注或适用车型 Remarks or Serial No.
1	N030-516000-000	制动总泵总成 Brake pump assy	1	
A1	N030-550200-000	右制动油管 Right brake pipe	1	包含/INC:2-3
2	N030-550210-W00	右制动油管 Right brake pipe	1	
3	N163-550201-000	管套 Bushing	1	
4	N030-550100-000	左制动油管 Left brake pipe	1	

图4 油门操纵总成
Fig.4 Throttle control assy

<2014-02-01

Ⓐ CPC10/15/18N-RG26 Ⓑ CPCD10/15/18N-RG26 Ⓒ CPC10/15/18N-RG26-J

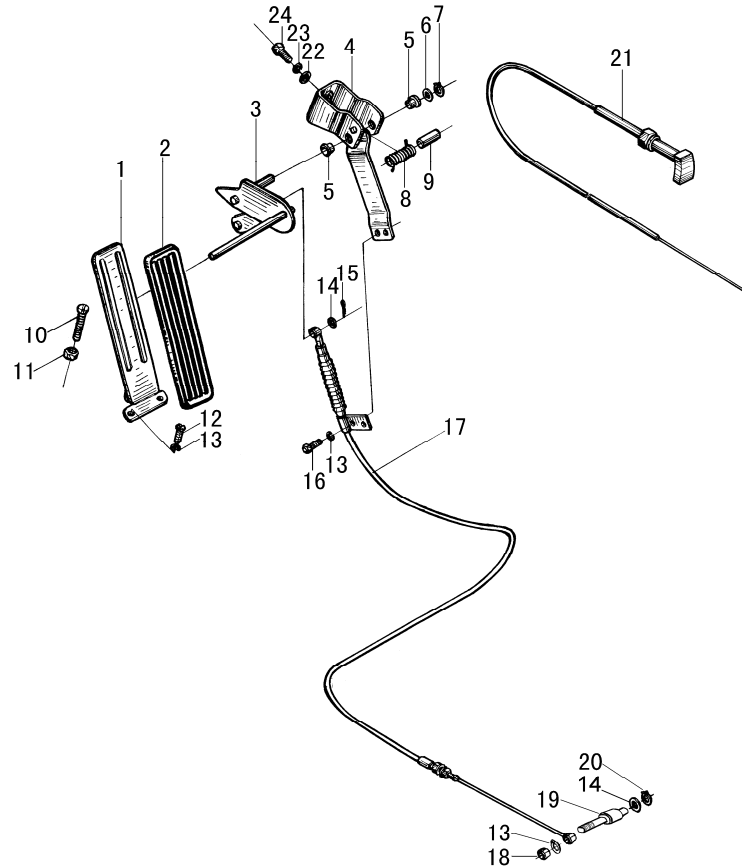


序号 Item	物料码 Part No.	名称 Description	数量 Qty	备注或适用车型 Remarks or Serial No.
A	N150-520000-000	油门操纵总成 Throttle control assy	1	
1	N163-523000-000	踏板总成 Pedal assy	1	
2	N163-520002-000	踏板垫 Pedal pad	1	
3	N163-521200-000	摇杆总成 Rocker rod assy	1	
4	N163-521100-000	支架 Bracket	1	
5	N163-521003-000	衬套 Bushing	2	
6	N163-521004-000	垫圈 Washer	1	
7	G0894P1-000008-00	挡圈 8 Snap ring	1	
8	N163-521001-000	扭簧 Tension spring	1	
9	N163-521002-000	套 Bushing	1	
10	N163-520001-000	限位螺钉 Screw	1	
11	G006170-000008-00	螺母 M8 Nut M8	1	
12	G002672-006016-00	螺钉 M6x16 Screw M6x16	2	
13	G000093-000006-00	垫圈 6 Washer 6	5	
14	G0097P1-000006-00	垫圈 6 Washer 6	2	

图4 油门操纵总成
Fig.4 Throttle control assy

<2014-02-01

Ⓐ CPC10/15/18N-RG26 Ⓑ CPCD10/15/18N-RG26 Ⓒ CPC10/15/18N-RG26-J

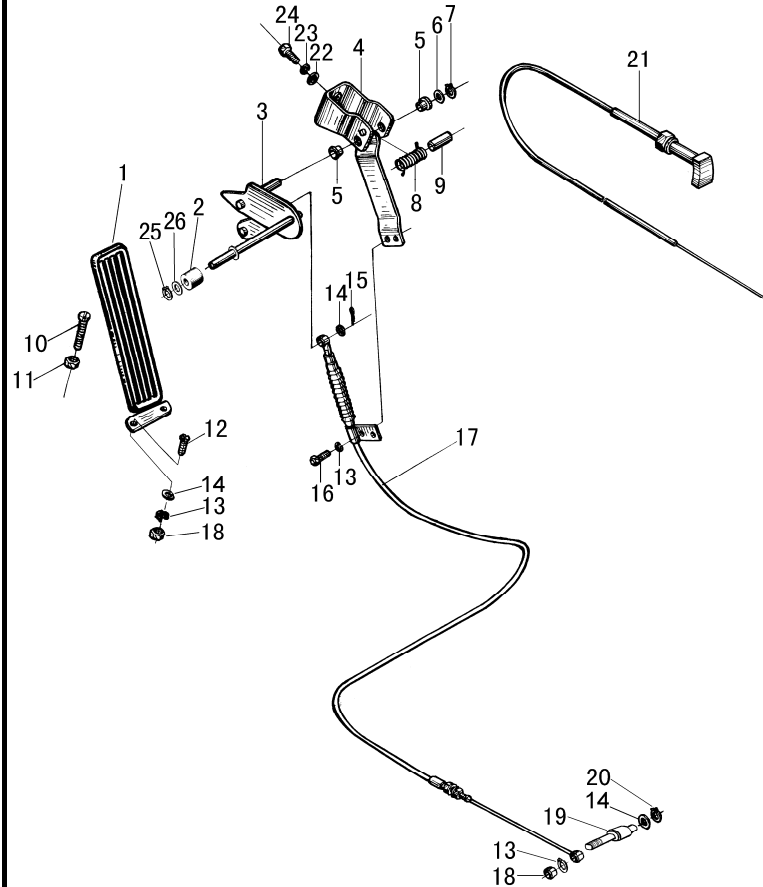


序号 Item	物料码 Part No.	名称 Description	数量 Qty	备注或适用车型 Remarks or Serial No.
15	XF250-520006-G00	锁销6 The locking Pin 6	1	
16	G005783-006012-00	螺栓M6×12 Screw M6×12	2	
17	N150-521000-000	油门拉线总成 Throttle line	1	
18	G006170-000006-00	螺母 M6 Nut M6	1	
19	50DHA-610002	拉线挂销 Guy wire pin	1	
20	G000896-000004-00	挡圈4 Shap ring 4	1	
21	N150-522000-000	手风门推杆总成 Thrust rod assy	1	
22	G0097P1-000008-00	垫圈 8 Washer 8	2	
23	G000093-000008-00	垫圈 8 Washer 8	2	
24	G005783-008020-00	螺栓M8×20 Bolt M8×20	2	

图 4-1 油门操纵总成
Fig.4-1 Throttle control assy

≥2014-02-01

Ⓐ CPC10/15/18N-RG26 Ⓑ CPCD10/15/18N-RG26 Ⓒ CPC10/15/18N-RG26-J

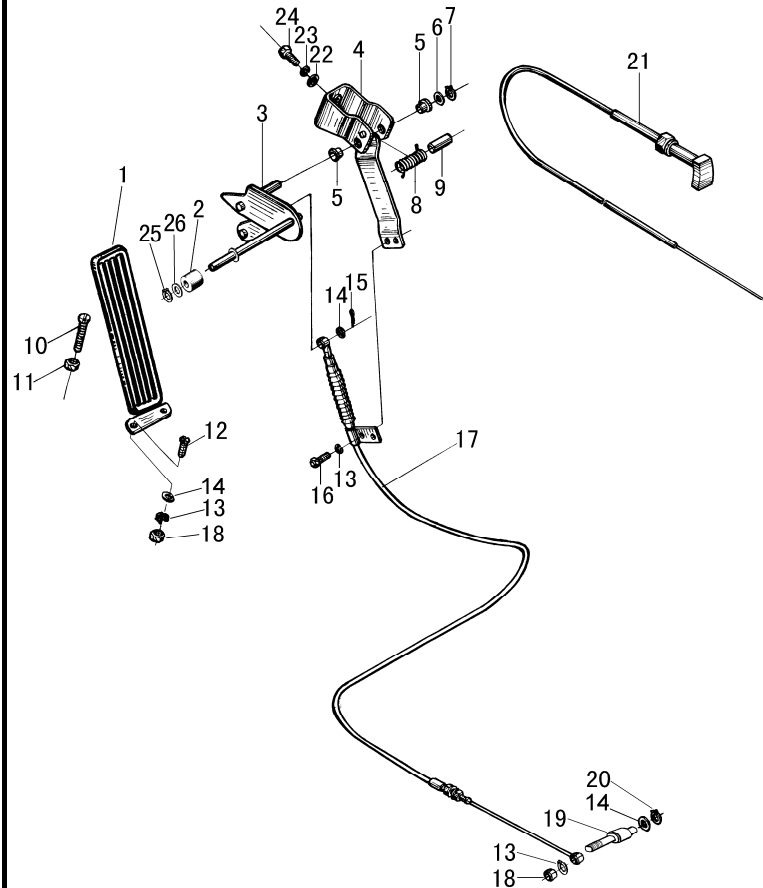


序号 Item	物料码 Part No.	名称 Description	数量 Qty	备注或适用车型 Remarks or Serial No.
A	N150-520000-000	油门操纵总成 Throttle control assy	1	
1	A300-522000-000	油门踏板 Throttle pedal	1	
2	30DH-530002	滚轮 Roller	1	
3	N163-521200-001	摇杆总成 Rocker rod assy	1	
4	N163-521100-000	支架 Bracket	1	
5	N163-521003-000	衬套 Bushing	2	
6	N163-521004-000	垫圈 Washer	1	
7	G0894P1-000008-00	挡圈 8 Snap ring	1	
8	N163-521001-000	扭簧 Tension spring	1	
9	N163-521002-000	套 Bushing	1	
10	N163-520001-000	限位螺钉 Screw	1	
11	G006170-000008-00	螺母 M8 Nut M8	1	
12	G005783-006020-00	螺栓 M6x20 Bolt M6x20	3	
13	G000093-000006-00	垫圈 6 Washer 6	6	
14	G0097P1-000006-00	垫圈 6 Washer 6	5	

图 4-1 油门操纵总成
Fig.4-1 Throttle control assy

≥2014-02-01

Ⓐ CPC10/15/18N-RG26 Ⓑ CPCD10/15/18N-RG26 Ⓒ CPC10/15/18N-RG26-J

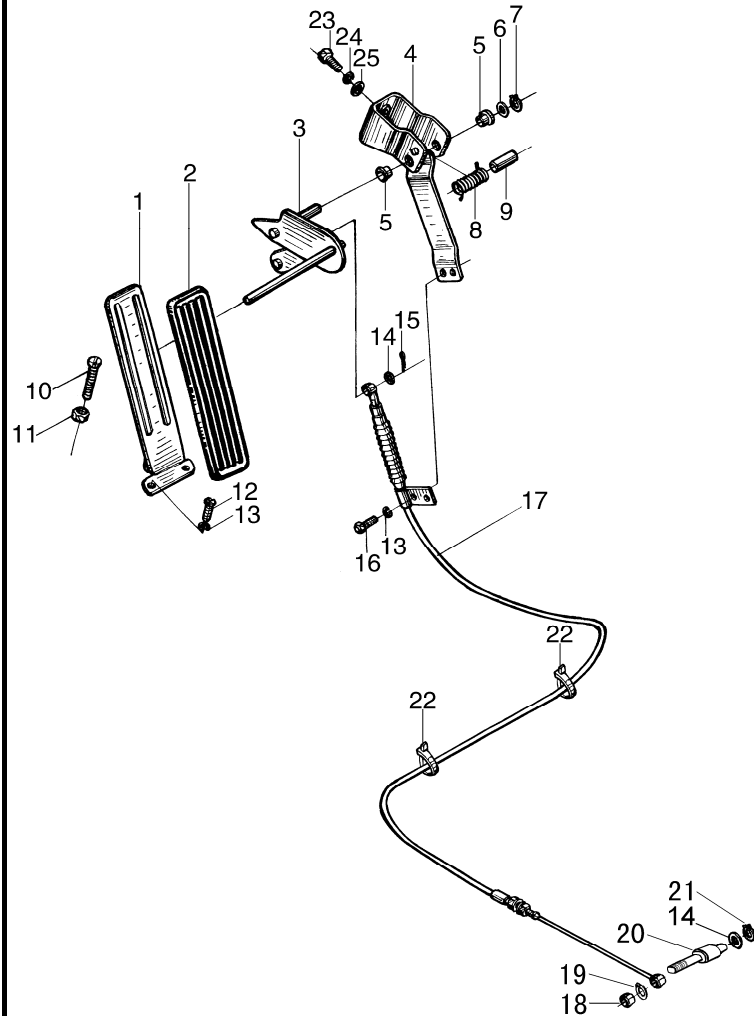


序号 Item	物料码 Part No.	名称 Description	数量 Qty	备注或适用车型 Remarks or Serial No.
15	XF250-520006-G00	锁销6 The locking Pin 6	1	
16	G005783-006012-00	螺栓M6×12 Screw M6×12	2	
17	N150-521000-000	油门拉线总成 Throttle line	1	
18	G006170-000006-00	螺母 M6 Nut M6	4	
19	50DHA-610002	拉线挂销 Guy wire pin	1	
20	G000896-000006-00	挡圈6 Shap ring 6	1	
21	N150-522000-000	手风门推杆总成 Thrust rod assy	1	
22	G0097P1-000008-00	垫圈 8 Washer 8	2	
23	G000093-000008-00	垫圈 8 Washer 8	2	
24	G005783-008020-00	螺栓M8×20 Bolt M8×20	2	
25	G00894P1-000010-00	挡圈 10 Snap ring 10	1	
26	G000848-000010-00	垫圈 10 Washer 10	1	

图5 油门操纵总成
Fig.5 Throttle control assy

<2014-02-01

Ⓒ1 CPC10/15/18N-RW10 Ⓓ1 CPCD10/15/18N-RW10

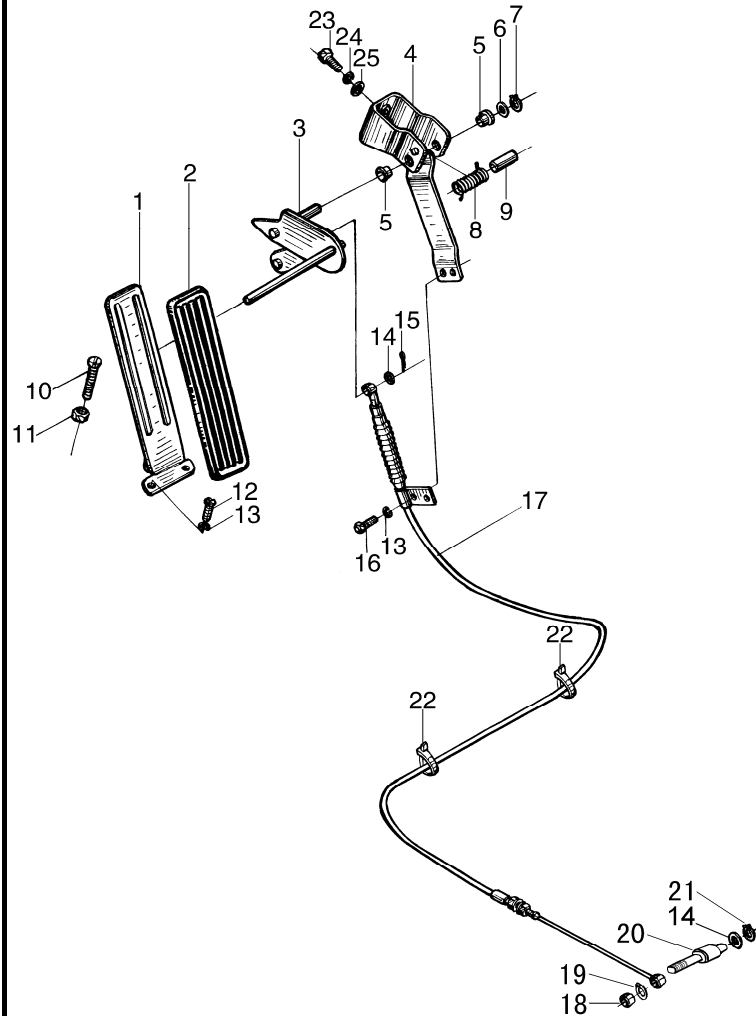


序号 Item	代号 Part No.	名称 Description	数量 Qty	备注或适用车型 Remarks or Serial No.
A1	N121-510000-000	油门操纵总成 Throttle control assy	1	
1	N163-523000-000	踏板总成 Pedal assy	1	
2	N163-520002-000	踏板垫 Pedal pad	1	
3	N163-521200-000	摇杆总成 Rocker rod assy	1	
4	N163-521100-000	支架 Bracket	1	
5	N163-521003-000	衬套 Bushing	2	
6	N163-521004-000	垫圈 Washer	1	
7	G0894P1-000008-00	挡圈 8 Snap ring 8	1	
8	N163-521001-000	扭簧 Tension spring	1	
9	N163-521002-000	套 Bushing	1	
10	N163-520001-000	限位螺钉 Screw	1	
11	G006170-000008-00	螺母 M8 Nut M8	1	
12	G002672-006016-00	螺钉 M6x16 Screw M6x16	2	
13	G000093-000006-00	垫圈 6 Washer 6	4	
14	G0097P1-000006-00	垫圈 6 Washer 6	1	

图5 油门操纵总成
Fig.5 Throttle control assy

<2014-02-01

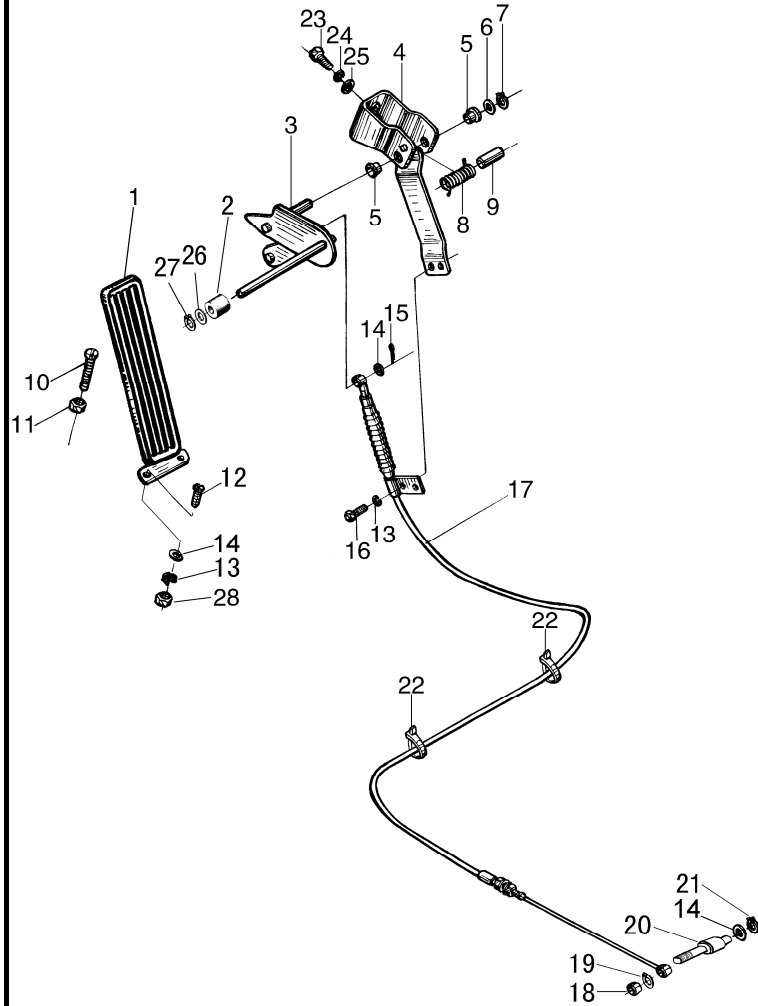
Ⓒ1 CPC10/15/18N-RW10 Ⓓ1 CPCD10/15/18N-RW10



序号 Item	代号 Part No.	名称 Description	数量 Qty	备注或适用车型 Remarks or Serial No.
15	XF250-520006-G00	锁销6 The locking pin 6	1	
16	G005783-006012-00	螺栓M6×12 Bolt M6×12	2	
17	N121-511000-000	油门拉线总成 Throttle line assy	1	
18	G006170-000005-00	螺母 M5 Nut M5	1	
19	G000093-000005-00	垫圈5 Washer 5	2	
20	N121-510001-000	拉线挂销 Guy wire pin	1	
21	G000896-000004-00	挡圈 4 Snap ring 4	1	
22	PKD-170-G00	捆线带 PKD-170 Wire	2	
23	G005783-008020-00	螺栓 M8×20 Bolt M8×20	2	
24	G000093-000008-00	垫圈8 Washer 8	2	
25	G0097P1-000008-00	垫圈8 Washer 8	2	

图 5-1 油门操纵总成
Fig.5-1 Throttle control assy ≥2014-02-01

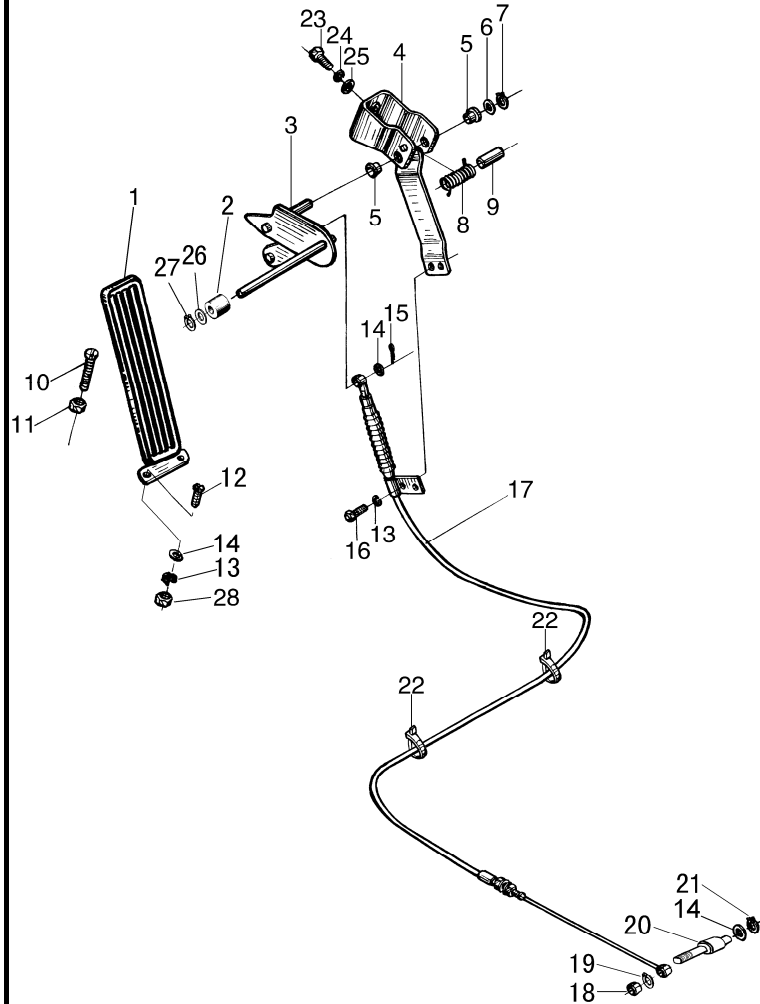
Ⓒ1 CPC10/15/18N-RW10 Ⓓ1 CPCD10/15/18N-RW10



序号 Item	代号 Part No.	名称 Description	数量 Qty	备注或适用车型 Remarks or Serial No.
A1	N121-510000-000	油门操纵总成 Throttle control assy	1	
1	A300-522000-000	油门踏板 Throttle pedal	1	
2	30DH-530002	滚轮 Roller	1	
3	N163-521200-001	摇杆总成 Rocker rod assy	1	
4	N163-521100-000	支架 Bracket	1	
5	N163-521003-000	衬套 Bushing	2	
6	N163-521004-000	垫圈 Washer	1	
7	G0894P1-000008-00	挡圈 8 Snap ring 8	1	
8	N163-521001-000	扭簧 Tension spring	1	
9	N163-521002-000	套 Bushing	1	
10	N163-520001-000	限位螺钉 Screw	1	
11	G006170-000008-00	螺母 M8 Nut M8	1	
12	G005783-006020-00	螺栓 M6x20 Bolt M6x20	3	
13	G000093-000006-00	垫圈 6 Washer 6	5	
14	G0097P1-000006-00	垫圈 6 Washer 6	5	

图 5-1 油门操纵总成
Fig.5-1 Throttle control assy ≥2014-02-01

Ⓒ1 CPC10/15/18N-RW10 Ⓒ1 CPCD10/15/18N-RW10

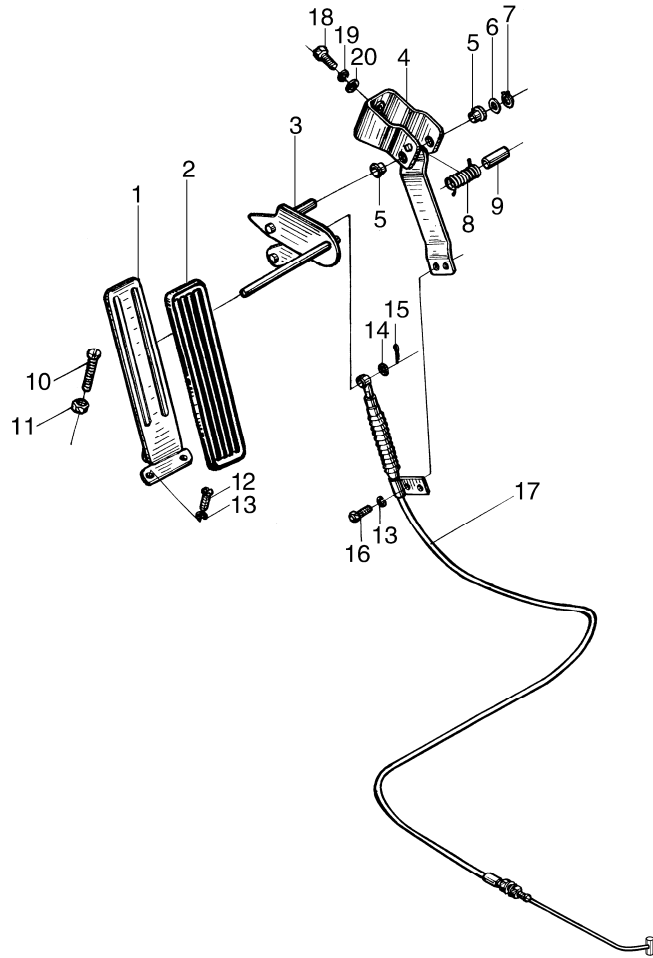


序号 Item	代号 Part No.	名称 Description	数量 Qty	备注或适用车型 Remarks or Serial No.
15	XF250-520006-G00	锁销6 The locking pin 6	1	
16	G005783-006012-00	螺栓M6×12 Bolt M6×12	2	
17	N121-511000-000	油门拉线总成 Throttle line assy	1	
18	G006170-000005-00	螺母 M5 Nut M5	1	
19	G000093-000005-00	垫圈5 Washer 5	1	
20	N121-510001-000	拉线挂销 Guy wire pin	1	
21	G000896-000004-00	挡圈 4 Snap ring 4	1	
22	PKD-170-G00	捆线带 PKD-170 Wire	2	
23	G005783-008020-00	螺栓 M8×20 Bolt M8×20	2	
24	G000093-000008-00	垫圈8 Washer 8	2	
25	G0097P1-000008-00	垫圈8 Washer 8	2	
26	G000848-000010-00	垫圈 10 Washer 10	1	
27	G00894P1-000010-00	挡圈 10 Snap ring 10	1	
28	G006170-000006-00	螺母M6 Nut	3	

图6 油门操纵总成
Fig.6 Throttle control assy

<2014-02-01

Ⓕ CPQD10/15/18N-RW21 Ⓖ CPQD15/18N-RW51-Y Ⓖ CPQD15/18N-RW21-Y

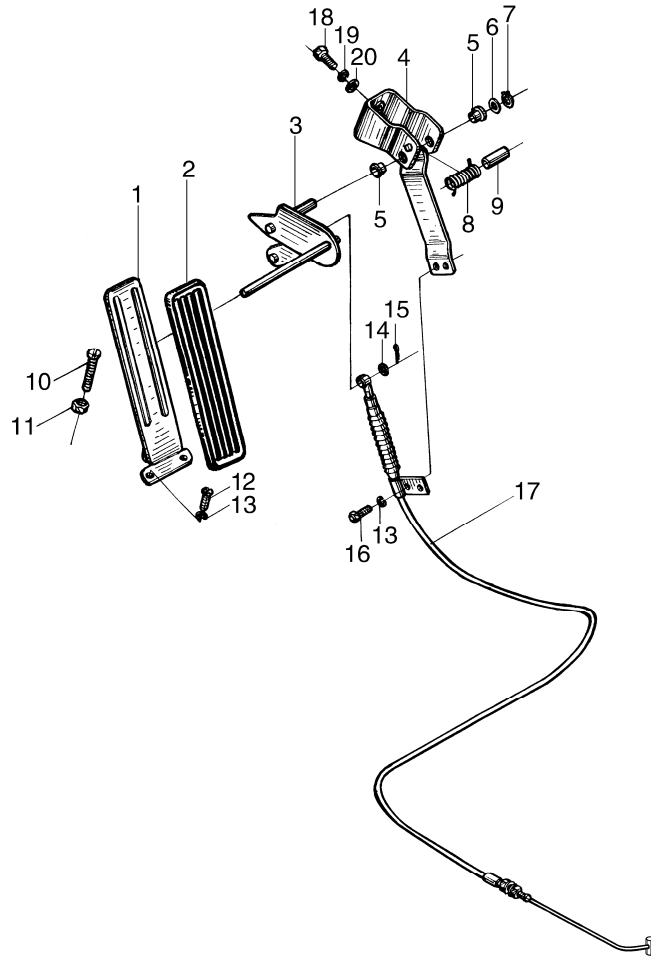


序号 Item	代号 Part No.	名称 Description	数量 Qty	备注或适用车型 Remarks or Serial No.
1	N163-523000-000	踏板总成 Pedal assy	1	
2	N163-520002-000	踏板垫 Pedal pad	1	
3	N163-521200-000	摇杆总成 Rocker rod assy	1	
4	N163-521100-000	支架 Bracket	1	
5	N163-521003-000	衬套 Bushing	2	
6	N163-521004-000	垫圈 Washer	1	
7	G0894P1-000008-00	挡圈 8 Snap ring 8	1	
8	N163-521001-000	扭簧 Tension spring	1	
9	N163-521002-000	套 Bushing	1	
10	N163-520001-000	限位螺钉 Screw	1	
11	G006170-000008-00	螺母 M8 Nut M8	1	
12	G002672-006016-00	螺钉 M6x16 Screw M6x16	2	
13	G000093-000006-00	垫圈 6 Washer 6	4	
14	G0097P1-000006-00	垫圈 6 Washer 6	1	
15	XF250-520006-G00	锁销 6 The locking pin 6	1	

图6 油门操纵总成
Fig.6 Throttle control assy

<2014-02-01

Ⓕ CPQD10/15/18N-RW21 Ⓒ CPQD15/18N-RW51-Y Ⓓ CPQD15/18N-RW21-Y



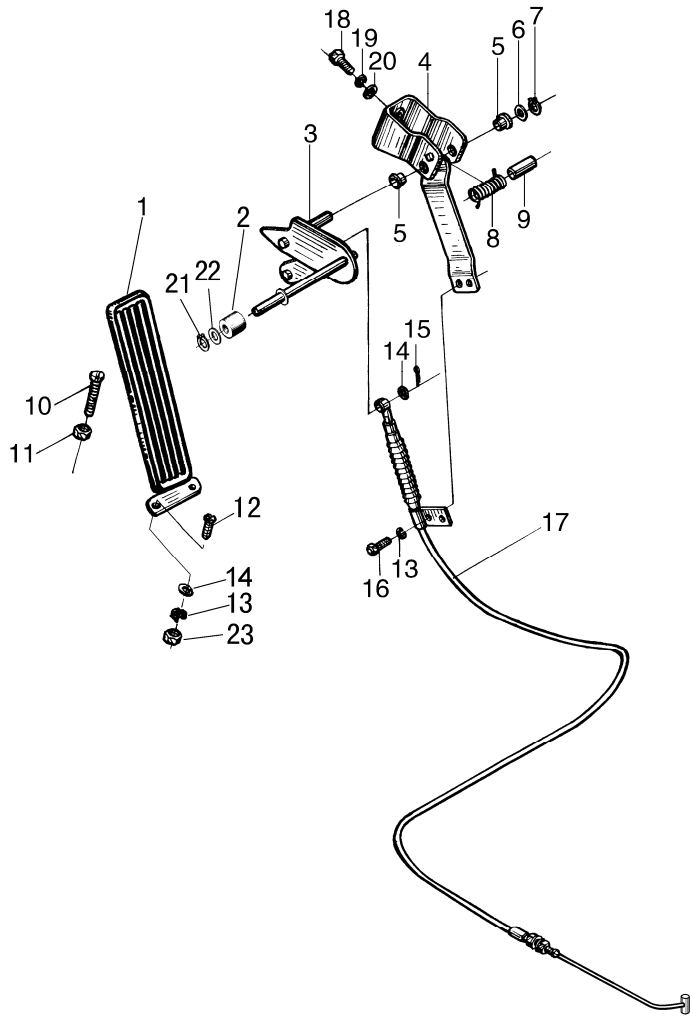
序号 Item	代号 Part No.	名称 Description	数量 Qty	备注或适用车型 Remarks or Serial No.
16	G005783-006012-00	螺栓M6×12 Bolt M6×12	2	
17	N165-511000-000	油门拉线总成 Throttle line	1	
18	G005783-008020-00	螺栓 M8×20 Bolt M8×20	2	
19	G000093-000008-00	垫圈8 Washer 8	2	
20	G0097P1-000008-00	垫圈8 Washer 8	2	

图 6-1 油门操纵总成

Fig.6-1 Throttle control assy

≥2014-02-01

Ⓜ CPQD10/15/18N-RW21 Ⓞ CPQD15/18N-RW51-Y Ⓞ CPQD15/18N-RW21-Y



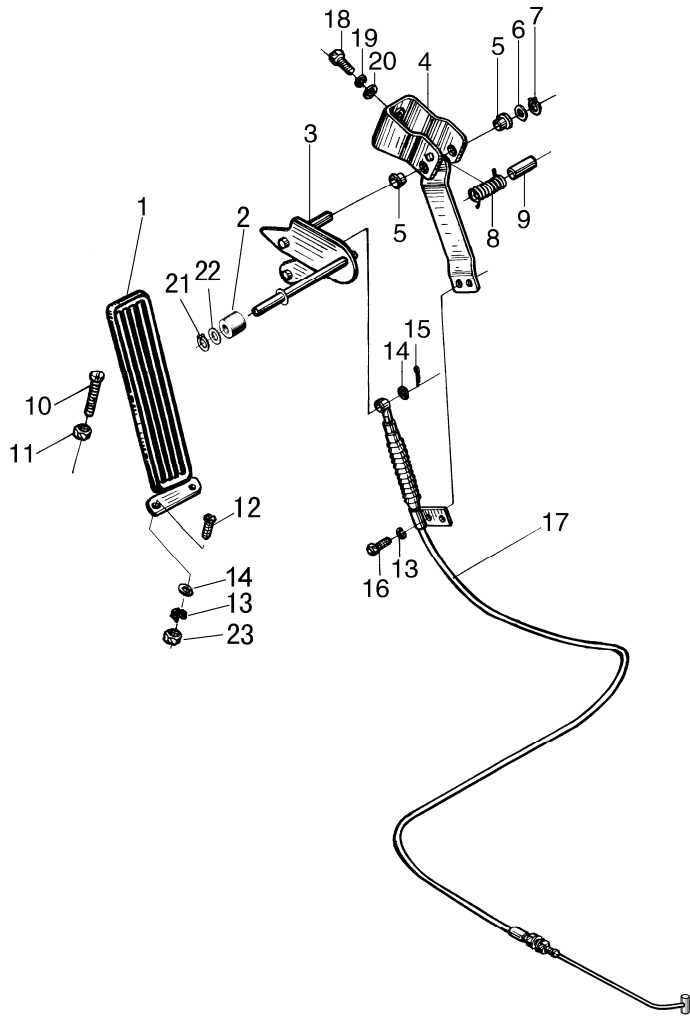
序号 Item	代号 Part No.	名称 Description	数量 Qty	备注或适用车型 Remarks or Serial No.
A	N042-510000-000	油门操纵总成 Throttle control assy	1	
1	A300-522000-000	油门踏板 Throttle pedal	1	
2	30DH-530002	滚轮 Roller	1	
3	N163-521200-001	摇杆总成 Rocker rod assy	1	
4	N163-521100-000	支架 Bracket	1	
5	N163-521003-000	衬套 Bushing	2	
6	N163-521004-000	垫圈 Washer	1	
7	G0894P1-000008-00	挡圈 8 Snap ring 8	1	
8	N163-521001-000	扭簧 Tension spring	1	
9	N163-521002-000	套 Bushing	1	
10	N163-520001-000	限位螺钉 Screw	1	
11	G006170-000008-00	螺母 M8 Nut M8	1	
12	G005783-006020-00	螺栓 M6x20 Bolt M6x20	3	
13	G000093-000006-00	垫圈 6 Washer 6	5	
14	G0097P1-000006-00	垫圈 6 Washer 6	4	

图 6-1 油门操纵总成

Fig.6-1 Throttle control assy

≥2014-02-01

Ⓕ CPQD10/15/18N-RW21 Ⓖ CPQD15/18N-RW51-Y Ⓖ CPQD15/18N-RW21-Y



序号 Item	代号 Part No.	名称 Description	数量 Qty	备注或适用车型 Remarks or Serial No.
15	XF250-520006-G00	锁销6 The locking pin 6	1	
16	G005783-006012-00	螺栓M6×12 Bolt M6×12	2	
17	N165-511000-000	油门拉线总成 Throttle line	1	
18	G005783-008020-00	螺栓 M8×20 Bolt M8×20	2	
19	G000093-000008-00	垫圈8 Washer 8	2	
20	G0097P1-000008-00	垫圈8 Washer 8	2	
21	G00894P1-000010-00	挡圈 10 Snap ring 10	1	
22	G000848-000010-00	垫圈 10 Washer 10	1	
23	G006170-000006-00	螺母M6 Nut	3	

图7 油门操纵总成
Fig.7 Throttle control assy

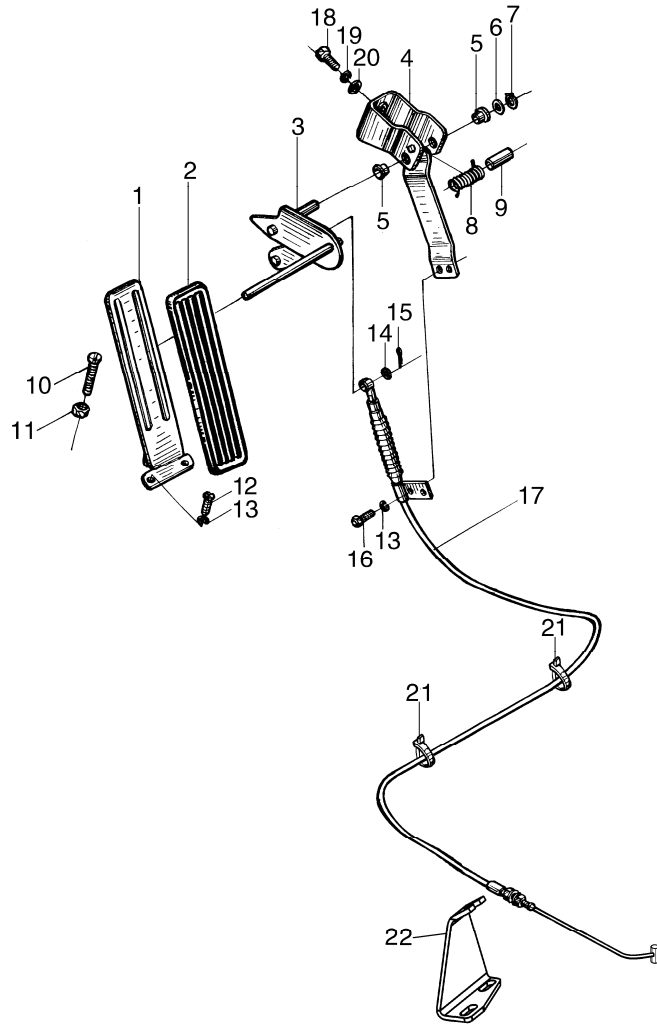
<2014-02-01

Ⓚ CPQ10/15/18N-RW7

Ⓚ① CPQ15/18N-RW7-Y

Ⓚ② CPQD10/15/18N-RW7

Ⓚ③ CPQD15/18N-RW7-Y



序号 Item	物料码 Part No.	名称 Description	数量 Qty	备注或适用车型 Remarks or Serial No.
1	N163-523000-000	踏板总成 Pedal assembly	1	
2	N163-520002-000	踏板垫 Pedal pad	1	
3	N163-521200-000	摇杆总成 Rocker rod assy	1	
4	N163-521100-000	支架 Bracket	1	
5	N163-521003-000	衬套 Bushing	2	
6	N163-521004-000	垫圈 Washer	1	
7	G0894P1-000008-00	挡圈 8 Snap ring 8	1	
8	N163-521001-000	扭簧 Spring	1	
9	N163-521002-000	套 Bushing	1	
10	N163-520001-000	限位螺钉 Screw	1	
11	G006170-000008-00	螺母 M8 Nut M8	1	
12	G002672-006016-00	螺钉 M6x16 Screw M6x16	2	
13	G000093-000006-00	垫圈 6 Washer 6	4	
14	G0097P1-000006-00	垫圈 6 Washer 6	1	
15	XF250-520006-G00	锁销 6 The locking pin 6	1	

图7 油门操纵总成
Fig.7 Throttle control assy

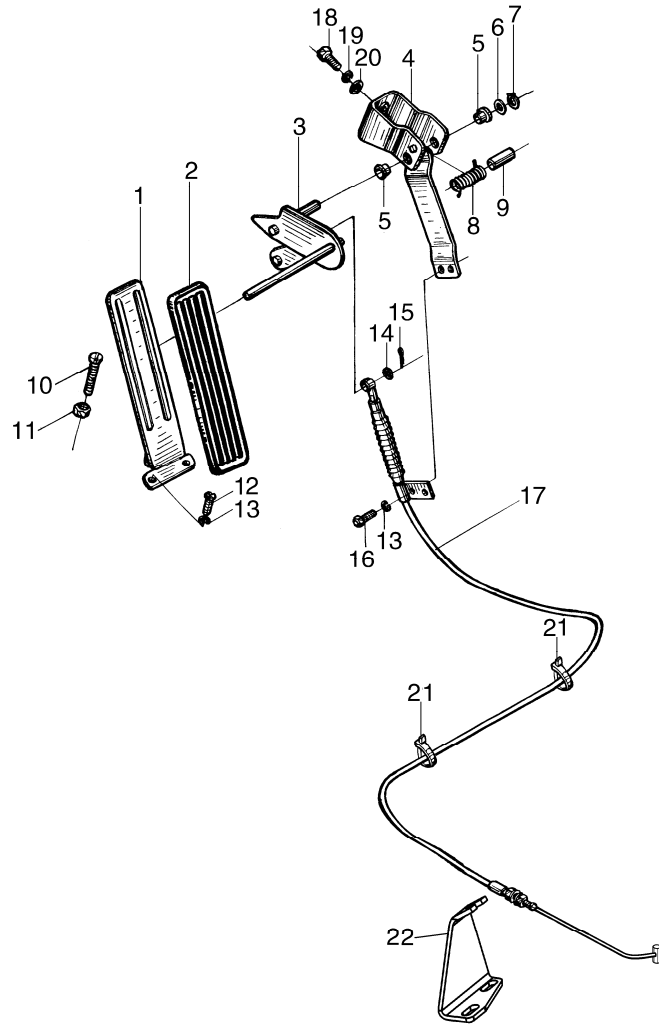
<2014-02-01

Ⓚ CPQ10/15/18N-RW7

Ⓚ1 CPQ15/18N-RW7-Y

Ⓛ CPQD10/15/18N-RW7

Ⓛ1 CPQD15/18N-RW7-Y



序号 Item	物料码 Part No.	名称 Description	数量 Qty	备注或适用车型 Remarks or Serial No.
16	G005783-006012-00	螺栓M6×12 Bolt M6×12	2	
17	R564-511000-000	油门拉线总成 Throttle line assy	1	
18	G005783-008020-00	螺栓 M8×20 Bolt M8×20	2	
19	G000093-000008-00	垫圈8 Washer 8	2	
20	G0097P1-000008-00	垫圈8 Washer 8	2	
21	PKD-170-G00	捆线带 PKD-170 Wire	2	
22	R966-510001-00	油门拉线支架 Bracket	1	

图 7-1 油门操纵总成

Fig.7-1 Throttle control assy

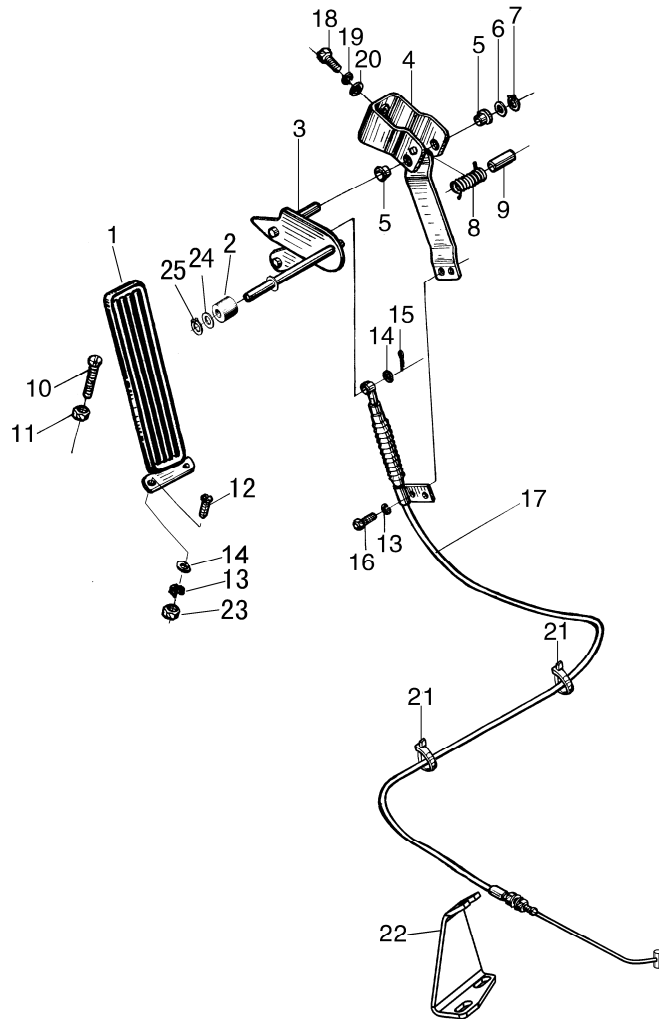
≥2014-02-01

Ⓚ CPQ10/15/18N-RW7

ⓀⓁ CPQ15/18N-RW7-Y

Ⓚ CPQD10/15/18N-RW7

ⓀⓁ CPQD15/18N-RW7-Y



序号 Item	物料码 Part No.	名称 Description	数量 Qty	备注或适用车型 Remarks or Serial No.
A	R966-510000-000	油门操纵总成 Throttle control assy	1	
1	A300-522000-000	油门踏板 Throttle pedal	1	
2	30DH-530002	滚轮 Roller	1	
3	N163-521200-001	摇杆总成 Rocker rod assy	1	
4	N163-521100-000	支架 Bracket	1	
5	N163-521003-000	衬套 Bushing	2	
6	N163-521004-000	垫圈 Washer	1	
7	G0894P1-000008-00	挡圈 8 Snap ring 8	1	
8	N163-521001-000	扭簧 Spring	1	
9	N163-521002-000	套 Bushing	1	
10	N163-520001-000	限位螺钉 Screw	1	
11	G006170-000008-00	螺母 M8 Nut M8	1	
12	G005783-006020-00	螺栓 M6x20 Bolt M6x20	3	
13	G000093-000006-00	垫圈 6 Washer 6	5	
14	G0097P1-000006-00	垫圈 6 Washer 6	4	

图 7-1 油门操纵总成

Fig.7-1 Throttle control assy

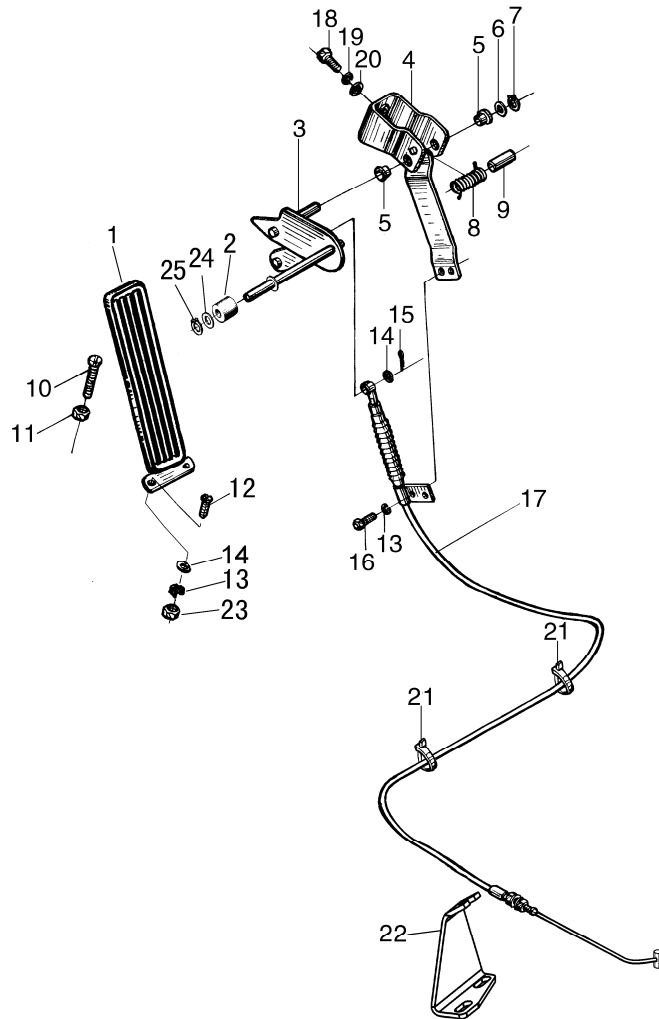
≥2014-02-01

Ⓚ CPQ10/15/18N-RW7

Ⓚ1 CPQ15/18N-RW7-Y

Ⓚ CPQD10/15/18N-RW7

Ⓚ1 CPQD15/18N-RW7-Y

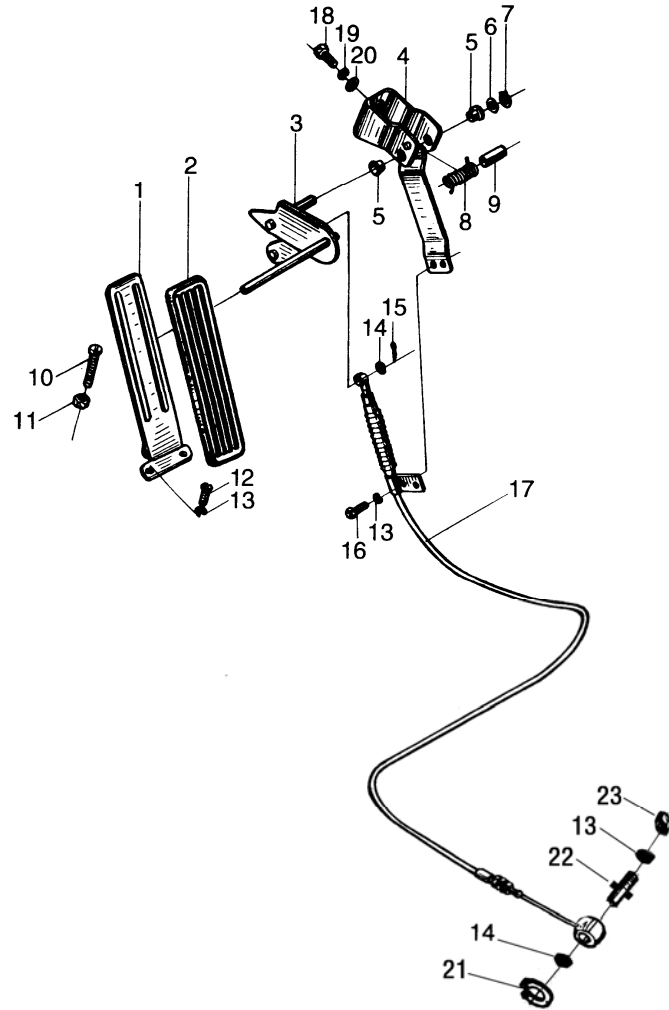


序号 Item	物料码 Part No.	名称 Description	数量 Qty	备注或适用车型 Remarks or Serial No.
15	XF250-520006-G00	锁销6 The locking pin 6	1	
16	G005783-006012-00	螺栓M6×12 Bolt M6×12	2	
17	R564-511000-000	油门拉线总成 Throttle line assy	1	
18	G005783-008020-00	螺栓 M8×20 Bolt M8×20	2	
19	G000093-000008-00	垫圈8 Washer 8	2	
20	G0097P1-000008-00	垫圈8 Washer 8	2	
21	PKD-170-G00	捆线带 PKD-170 Wire	2	
22	R966-510001-000	油门拉线支架 Bracket	1	
23	G006170-000006-00	螺母M6 Nut	3	
24	G000848-000010-00	垫圈 10 Washer 10	1	
25	G00894P1-000010-00	挡圈 10 Snap ring 10	1	

图 8 油门操纵总成
Fig.8 Throttle control assy

<2014-02-01

© CPCD10/15/18N-RW32

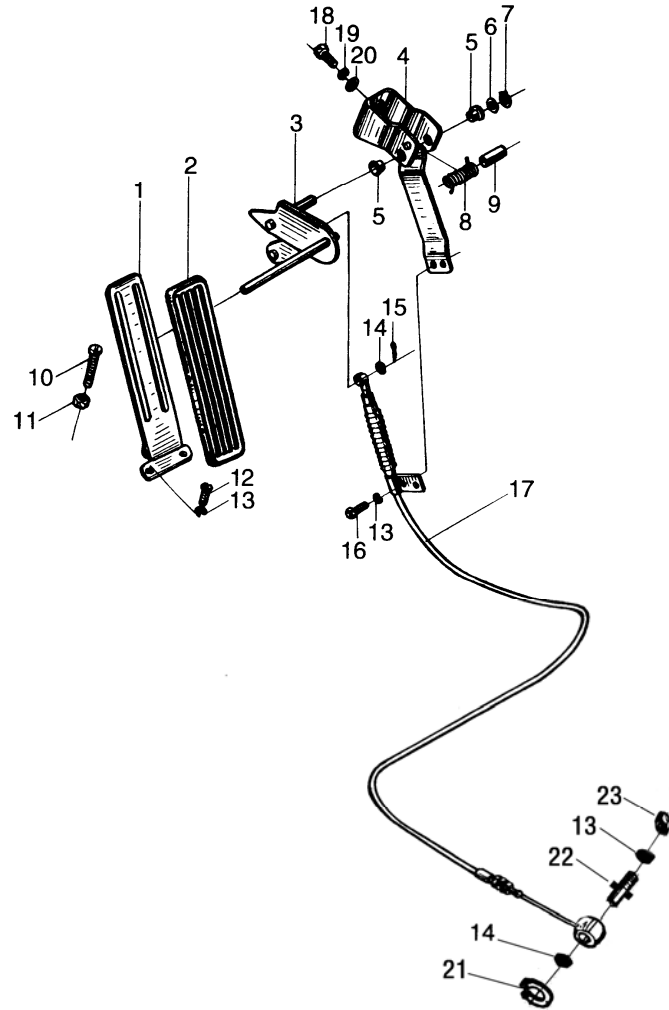


序号 Item	代号 Part No.	名称 Description	数量 Qty	备注或适用车型 Remarks or Serial No.
1	N163-523000-000	踏板总成 Pedal assy	1	
2	N163-520002-000	踏板垫 Pedal pad	1	
3	N163-521200-000	摇杆总成 Rocker rod assy	1	
4	N163-521100-000	支架 Bracket	1	
5	N163-521003-000	衬套 Bushing	2	
6	N163-521004-000	垫圈 Washer	1	
7	G0894P1-000008-00	挡圈 8 Snap ring 8	1	
8	N163-521001-000	扭簧 Tension spring	1	
9	N163-521002-000	套 Bushing	1	
10	N163-520001-000	限位螺钉 Screw	1	
11	G006170-000008-00	螺母 M8 Nut M8	1	
12	G002672-006016-00	螺钉 M6×16 Screw M6×16	2	
13	G000093-000006-00	垫圈 6 Washer 6	5	
14	G0097P1-000006-00	垫圈 6 Washer 6	2	
15	XF250-520006-G00	锁销 6 The locking pin 6	1	

图8 油门操纵总成
Fig.8 Throttle control assy

<2014-02-01

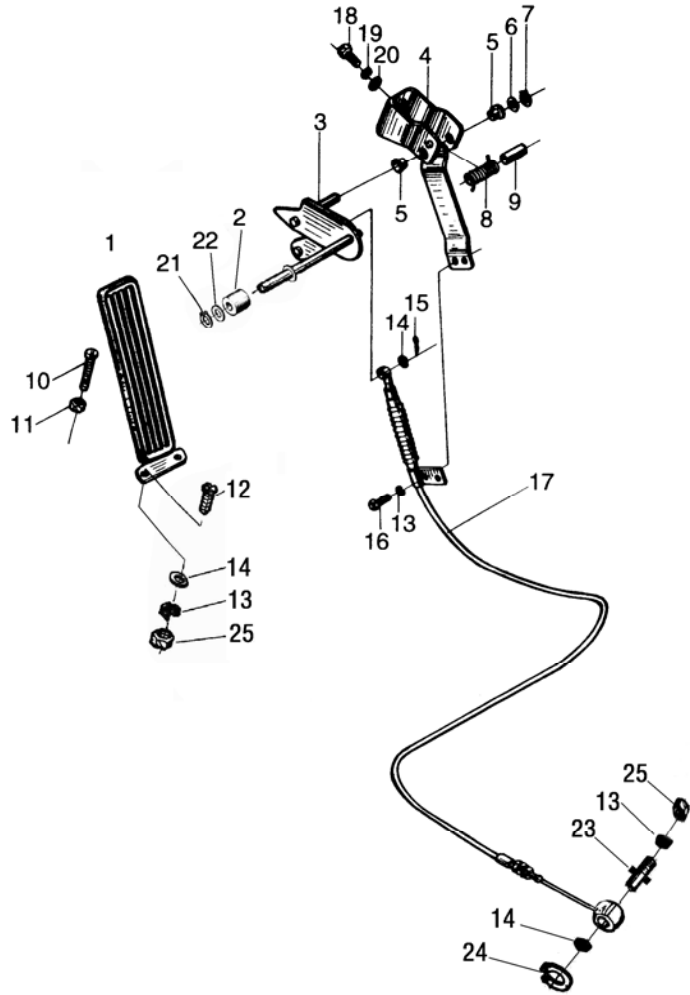
© CPCD10/15/18N-RW32



序号 Item	代号 Part No.	名称 Description	数量 Qty	备注或适用车型 Remarks or Serial No.
16	G005783-006012-00	螺栓 M6×12 Bolt M6×12	2	
17	R968-511000-000	油门拉线总成 Throttle line	1	
18	G005783-008020-00	螺栓 M8×20 Bolt M8×20	1	
19	G000093-000008-00	垫圈8 Washer 8	1	
20	G0097P1-000008-00	垫圈8 Washer 8	1	
21	G000896-000004-00	挡圈 4 Snap ring 4	1	
22	GR501-520001-000	拉线挂销 Guy wire pin	1	
23	G006170-000006-00	螺母 M6 Nut M6	1	

图 8-1 油门操纵总成
Fig.8-1 Throttle control assy ≥2014-02-01

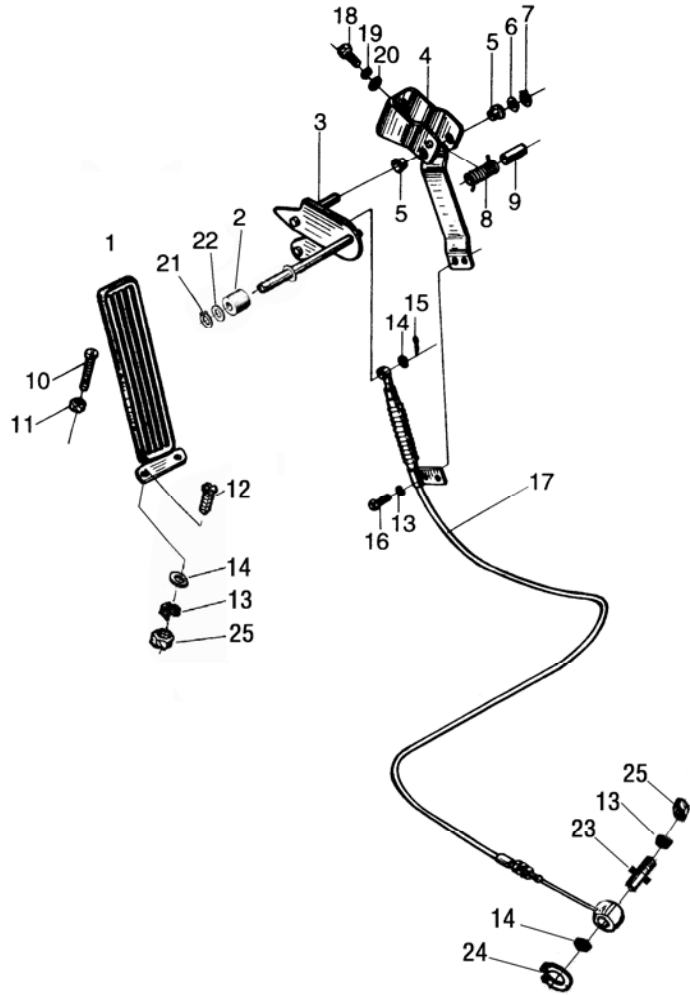
© CPCD10/15/18N-RW32



序号 Item	代号 Part No.	名称 Description	数量 Qty	备注或适用车型 Remarks or Serial No.
A	R844-510000-000	油门操纵总成 Throttle control assy	1	
1	A300-522000-000	油门踏板 Throttle pedal	1	
2	30DH-530002	滚轮 Roller	1	
3	N163-521200-001	摇杆总成 Rocker rod assy	1	
4	N163-521100-000	支架 Bracket	1	
5	N163-521003-000	衬套 Bushing	2	
6	N163-521004-000	垫圈 Washer	1	
7	G0894P1-000008-00	挡圈 8 Snap ring 8	1	
8	N163-521001-000	扭簧 Tension spring	1	
9	N163-521002-000	套 Bushing	1	
10	N163-520001-000	限位螺钉 Screw	1	
11	G006170-000008-00	螺母 M8 Nut M8	1	
12	G005783-006020-00	螺栓 M6x20 Bolt M6x20	3	
13	G000093-000006-00	垫圈 6 Washer 6	6	
14	G0097P1-000006-00	垫圈 6 Washer 6	5	

图 8-1 油门操纵总成
Fig.8-1 Throttle control assy ≥2014-02-01

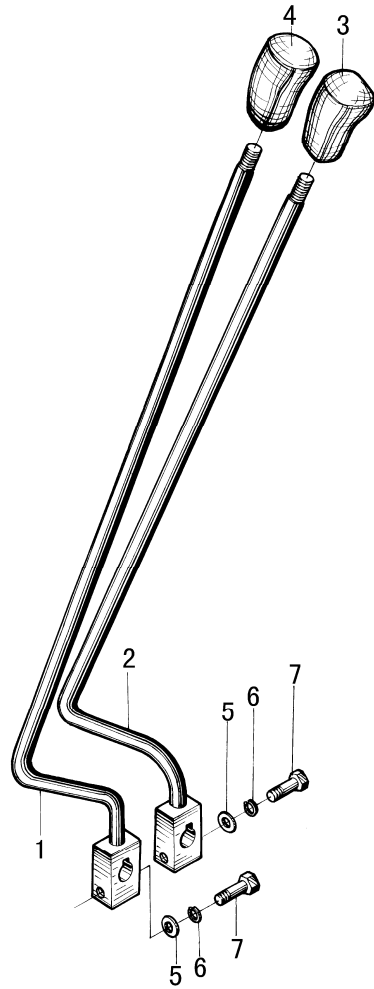
© CPCD10/15/18N-RW32



序号 Item	代号 Part No.	名称 Description	数量 Qty	备注或适用车型 Remarks or Serial No.
15	XF250-520006-G00	锁销 6 The locking pin 6	1	
16	G005783-006012-00	螺栓 M6×12 Bolt M6×12	2	
17	R968-511000-000	油门拉线总成 Throttle line	1	
18	G005783-008020-00	螺栓 M8×20 Bolt M8×20	2	
19	G000093-000008-00	垫圈8 Washer 8	2	
20	G0097P1-000008-00	垫圈8 Washer 8	2	
21	G00894P1-000010-00	挡圈 10 Snap ring 10	1	
22	G000848-000010-00	垫圈 10 Washer 10	1	
23	GR501-520001-000	拉线挂销 Guy wire pin	1	
24	G000896-000004-00	挡圈 4 Snap ring 4	1	
25	G006170-000006-00	螺母 M6 Nut M6	4	

图9 换挡操纵总成
Fig. 9 Change over control assy

Ⓐ CPC10/15/18N-RG26 Ⓒ CPC10/15/18N-RW10 Ⓓ CPC10/15/18N-RG26-J Ⓔ CPQ10/15/18N-RW7
Ⓚ CPQ15/18N-RW7-Y

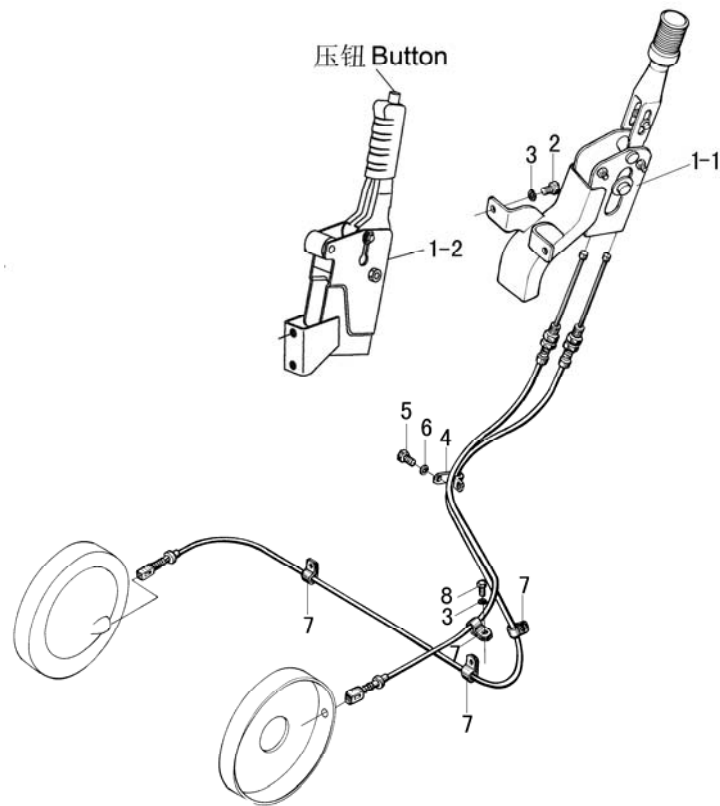


序号 Item	物料码 Part No.	名称 Description	数量 Qty	备注或适用车型 Remarks or Serial No.
1	N120-520100-00	换向手柄 Lever,direction change	1	
2	N120-520200-000	换挡手柄 Lever,speed change	1	
3	N150-530002-00	换挡手把 Knob,speed change	1	
4	N150-530001-000	换向手把 Knob,direction change	1	
5	G000848-000008-00	垫圈8 Washer 8	2	
6	G000093-000008-00	垫圈 8 Washer 8	2	
7	G005782-008035-00	螺栓 M8×35 Bolt M8×35	2	

图 10 手制动操纵
Fig.10 Hand brake control

全部车型
All models of truck

序号 Item	物料码 Part No.	名称 Description	数量 Qty	备注或适用车型 Remarks or Serial No.
1-1	NC9321-532000-000	驻车制动器 Device assy parking brake control	1	
1-2	NC9321-531000-000		1	压钮 Button
2	G005783-010020-00	螺栓M10×20 Bolt M10×20	2	
3	G000093-000010-00	垫圈 10 Washer 10	6	
4	N163-540001-000	管夹 Clip	1	
5	G005783-008016-00	螺栓 M8×16 Bolt M8×16	1	
6	G000093-000008-00	垫圈 8 Washer 8	1	
7	N163-540002-000	管夹 Clip	4	
8	G005783-010016-00	螺栓M10×16 Bolt M10×16	4	



第六部分 液压系统目录

Part VI Hydraulic system contents

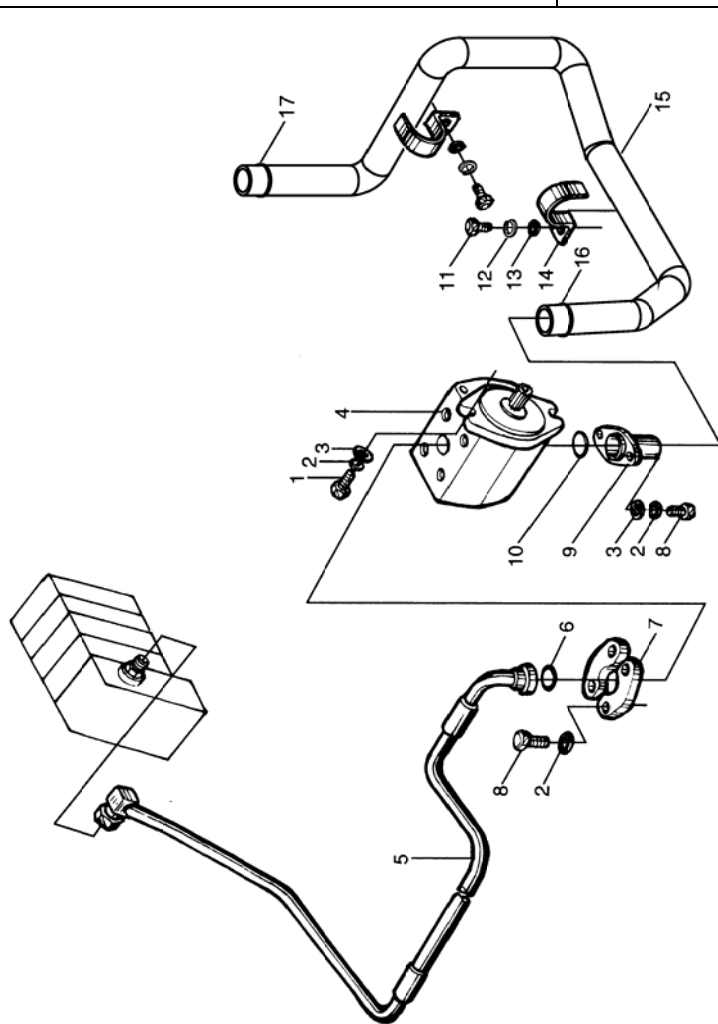
Ⓐ CPC10/15/18N-RG26 Ⓑ CPCD10/15/18N-RG26 Ⓒ CPC10/15/18N-RW10 Ⓓ CPCD10/15/18N-RW10 Ⓕ CPQD10/15/18N-RW21
 Ⓒ CPC10/15/18N-RG26-J Ⓖ CPQ10/15/18N-RW7 Ⓖ CPQ15/18N-RW7-Y Ⓖ CPQD10/15/18N-RW7 Ⓖ CPQD15/18N-RW7-Y
 Ⓜ CPCD10/15/18N-RW32 Ⓖ CPQD15/18N-RW51-Y Ⓖ CPQD15/18N-RW21-Y

序号 Item	名称 Description	适用车型 Serial No.	页码 Page
图 1 Fig. 1	油泵总成 Oil pump assy	Ⓐ Ⓑ Ⓒ	6-1
图 2 Fig. 2	油泵总成 Oil pump assy	Ⓕ Ⓖ Ⓓ	6-3
图 3 Fig. 3	油泵总成 Oil pump assy	Ⓒ Ⓓ Ⓜ	6-5
图 4 Fig. 4	油泵总成 Oil pump assy	Ⓖ Ⓖ Ⓚ Ⓚ	6-7
图 5 Fig. 5	转向管路 Steering oil pipe	所有车型 All model of truck	6-9
图 6 Fig. 6	回油滤油总成 Strainer assy	所有车型 All model of truck	6-12
图 7 Fig.7	液压油箱附件 ≤2012-12-23 Hydraulic tank accessory	1t-3.5t 全部车型 1t-3.5t All models of truck	6-13
图 7-1 Fig.7-1	液压油箱附件 ≥2012-12-24 Hydraulic tank accessory	1t-3.5t 全部车型 1t-3.5t All models of truck	6-15
图 8 Fig.8	多路阀操纵 Multi-way valve control	所有车型 All model of truck	6-16

序号 Item	名称 Description	适用车型 Serial No.	页码 Page
图 9 Fig.9	多路阀总成(标配) Multi-way valve assy (Standard)	所有车型 All model of truck	6-18
图 10 Fig.10	多路阀总成(感知系统) Multi-way valve assy (OPS System)	所有车型 All model of truck	6-20
图 11 Fig.11	倾斜管路 Tilting oil pipe	所有车型 All model of truck	6-22

图1 油泵总成
Fig. 1 Oil pump assy

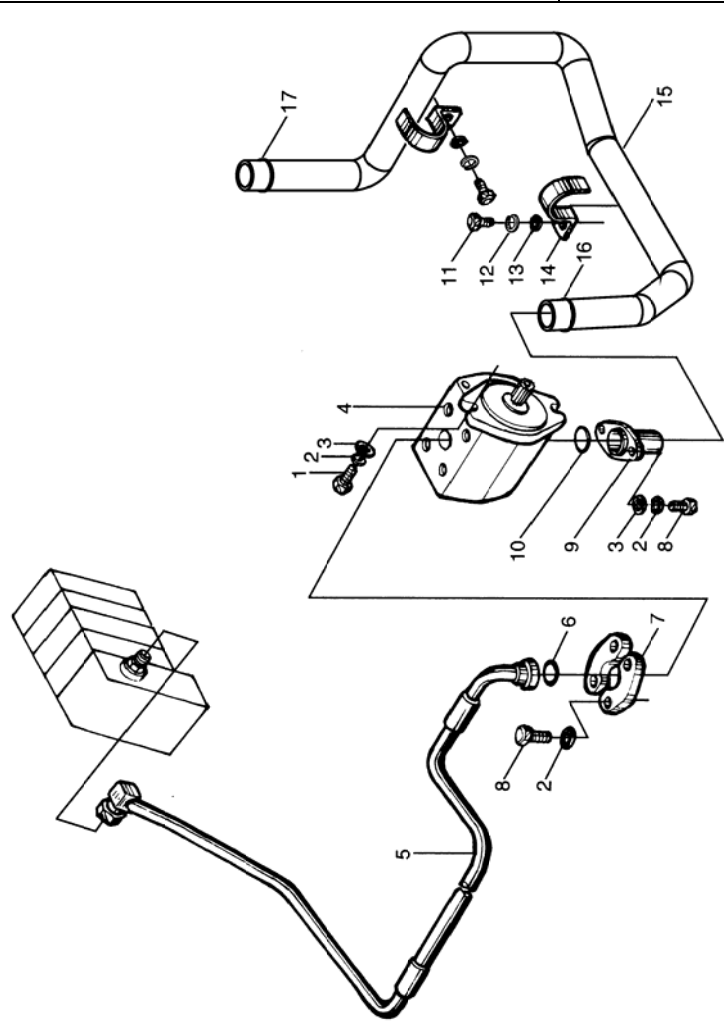
Ⓐ CPC10/15/18N-RG26 Ⓑ CPCD10/15/18N-RG26 Ⓒ CPC10/15/18N-RG26-J



序号 Item	物料码 Part No.	名称 Description	数量 Qty	备注或适用车型 Remarks or Serial No.
1	G005783-010030-00	螺栓 M10×30 Bolt	2	
2	G000093-000010-00	垫圈 10 Washer	9	
3	G0097P1-000010-00	垫圈 10 Washer	4	
4	CBT-F425-AFH6L-G00	齿轮泵 Gear pump	1	
5	N030-604000-000	油管总成 Oil pipe assy	1	
6	AS568-214-G00	O 形密封圈 O-ring	1	
7	FL-12-G00	对开法兰夹 Flange	1	
8	G005786-010025-00	螺栓 M10×1.25×25 Bolt M10×1.25×25	1	
9	N163-601001-000	进油口法兰 Flange	1	
10	JISB2401-G30-G00	O 形密封圈 G30 O-ring G30	1	
11	G005783-008016-00	螺栓 M6×16 Bolt M6×16	2	
12	G000093-000008-00	垫圈 8 Washer 8	2	
13	G0097P1-000008-00	垫圈 8 Washer 8	2	
14	XF250-602002-000	管夹 Clamp	2	
15	R840-600001-001	吸油管 Suction hose	1	

图1 油泵总成
Fig. 1 Oil pump Assy

Ⓐ CPC10/15/18N-RG26 Ⓑ CPCD10/15/18N-RG26 Ⓒ CPC10/15/18N-RG26-J

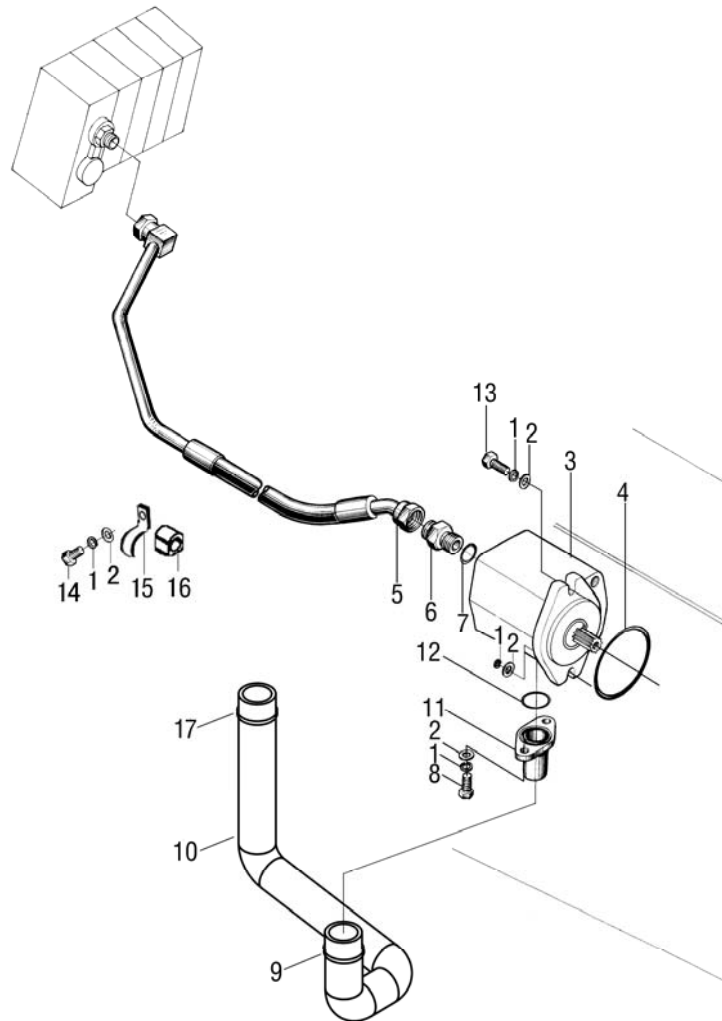


序号 Item	物料码 Part No.	名称 Description	数量 Qty	备注或适用车型 Remarks or Serial No.
16	G672-38-G00	双钢丝式环箍 38 Clamp 38	1	
17	G672-44-G00	双钢丝式环箍 44 Clamp 44	1	

图2 油泵总成

Fig.2 Oil pump assy

Ⓕ CPQD10/15/18N-RW21 Ⓖ CPQD15/18N-RW51-Y Ⓖ CPQD15/18N-RW21-Y



序号 Item	代号 Part No.	名称 Description	数量 Qty	备注或适用车型 Remarks or Serial No.
1	G000093-000010-00	垫圈 10 Washer 10	5	
2	G0097P1-000010-00	垫圈 10 Washer 10	5	
3	N042-601100-000	齿轮泵 Gear pump	1	
4	AS568-236-G00	O 形密封圈 AS568-236 O-ring AS568-236	1	
5	NC949-604000-000	油管总成 Oil pipe assy	1	
A1	N163-601200-000	管接头 Nipple-assy	1	包含/INC:6,7
6	NO PART NO.	接头体 Pipe connector	1	
7	JISB2401-P18-G00	O 形密封圈 P18 O-ring P18	1	
8	G005783-010025-00	螺栓 M10×25 Bolt M10×25	2	
9	Q672-38-G00	双钢丝式环箍 38 Clamp 38	1	
10	NC949-600001-000	吸油管 Suction hose	1	
11	N163-601001-000	进油口法兰 Flange	1	
12	JISB2401-G30-G00	O 形密封圈 G30 O-ring G30	1	
13	G005783-010025-00	螺栓 M10×25 Bolt M10×25	2	
14	G005783-010020-00	螺栓 M10×20 Bolt M10×20	1	

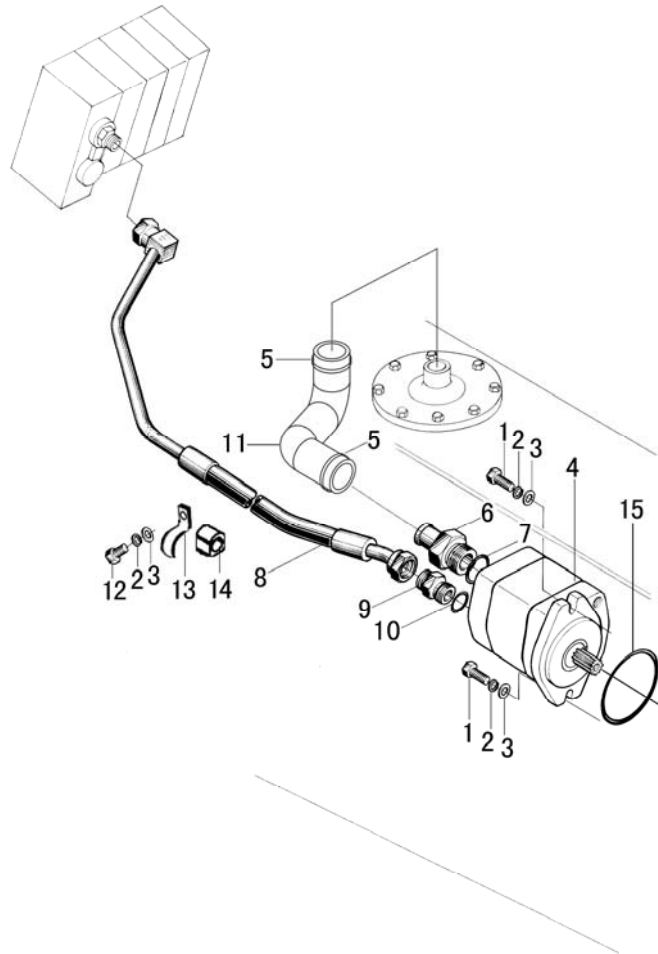
图2 油泵总成
Fig.2 Oil pump assy

Ⓔ CPQD10/15/18N-RW21 Ⓞ CPQD15/18N-RW51-Y Ⓟ CPQD15/18N-RW21-Y

序号 Item	代号 Part No.	名称 Description	数量 Qty	备注或适用车型 Remarks or Serial No.
15	NC9321-600003-000	管夹 Clamp	1	
16	NC9321-600002-000	衬套 Bush	1	
17	Q672-44-G00	双钢丝式环箍 44 Clamp 44	1	

图3 油泵总成
Fig. 3 Oil pump assy

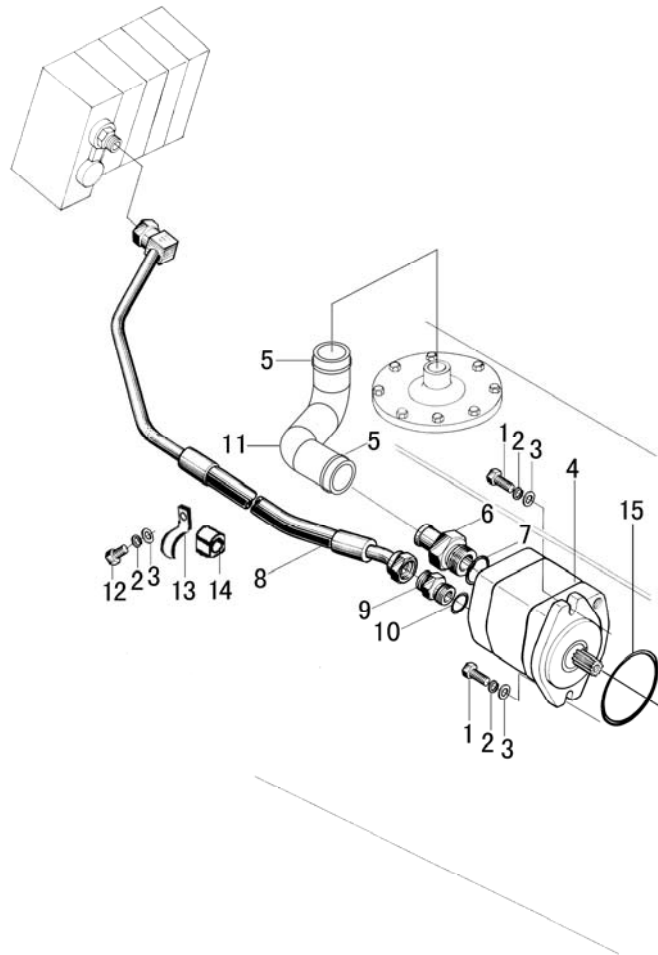
Ⓒ1 CPC10/15/18N-RW10 Ⓓ1 CPCD10/15/18N-RW10 Ⓜ CPCD10/15/18N-RW32



序号 Item	代号 Part No.	名称 Description	数量 Qty	备注或适用车型 Remarks or Serial No.
1	G005783-010020-00	螺栓 M10×30 Bolt M10×30	2	
2	G000093-000010-00	垫圈 10 Washer 10	3	
3	G0097P1-000010-00	垫圈 10 Washer 10	3	
4	N041-601100-000	齿轮泵 Gear pump	1	Ⓒ1 Ⓓ1
4	R844-601100-000	齿轮泵 Gear pump	1	Ⓜ
5	Q672-44-G00	双钢丝式环箍 44 Clamp 44	2	
A1	NC9321-601100-000	管接头 Nipple-assy	1	包含/INC:6,7
6	NO PART NO.	管接头 Pipe connector	1	
7	JISB2401-P29-G00	O形密封圈 P29 O-ring P29	1	
8	N042-604000-000	油管总成 Oil pipe assy	1	Ⓒ1 Ⓓ1
8	N120-601000-000	油管总成 Oil pipe assy	1	Ⓜ
A2	N163-611500-000	管接头 Nipple-assy	1	包含/INC:9,10
9	NO PART NO.	接头体 Connector	1	
10	G001235-002402P4-00	O形密封圈 24×2.4 O-ring 24×2.4	1	
11	NC847-600001-000	吸油管 Suction hose	1	Ⓒ1 Ⓓ1

图3 油泵总成
Fig. 3 Oil pump assy

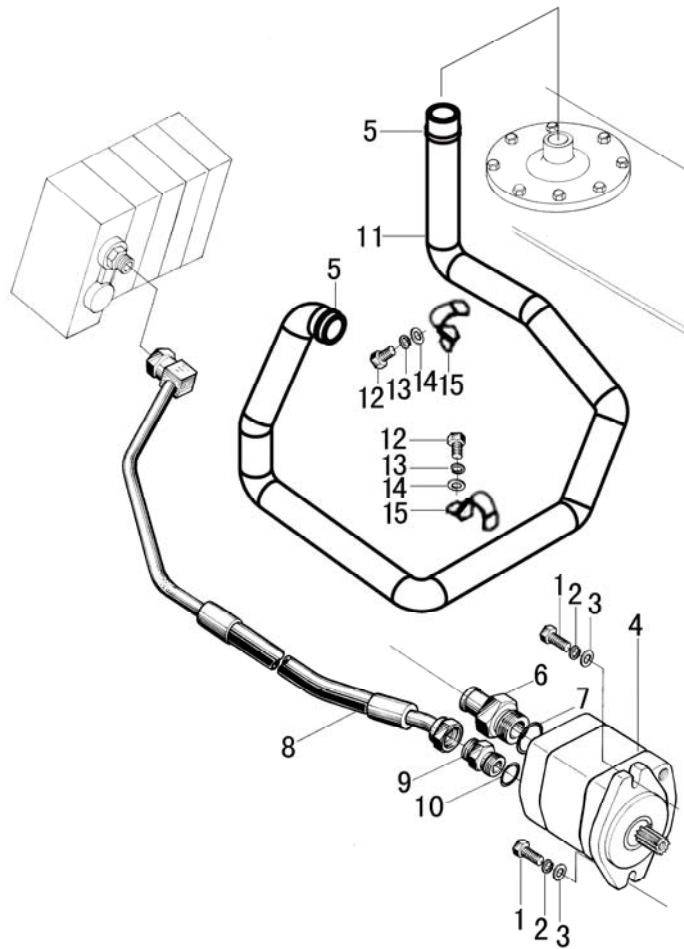
Ⓜ1 CPCD10/15/18N-RW10 Ⓜ2 CPCD10/15/18N-RW32



序号 Item	代号 Part No.	名称 Description	数量 Qty	备注或适用车型 Remarks or Serial No.
11	NC9321-600001-000	吸油管 Suction hose	1	Ⓜ2
12	G005783-010020-00	螺栓 M10×20 Bolt M10×20	1	
13	NC9321-600003-000	管夹 Clamp	1	
14	NC9321-600002-000	衬套 Bush	1	
15	AS568-236-G00	O 形密封圈 AS568-236 O-ring AS568-236	1	

图4 油泵总成
Fig.4 Pump assy

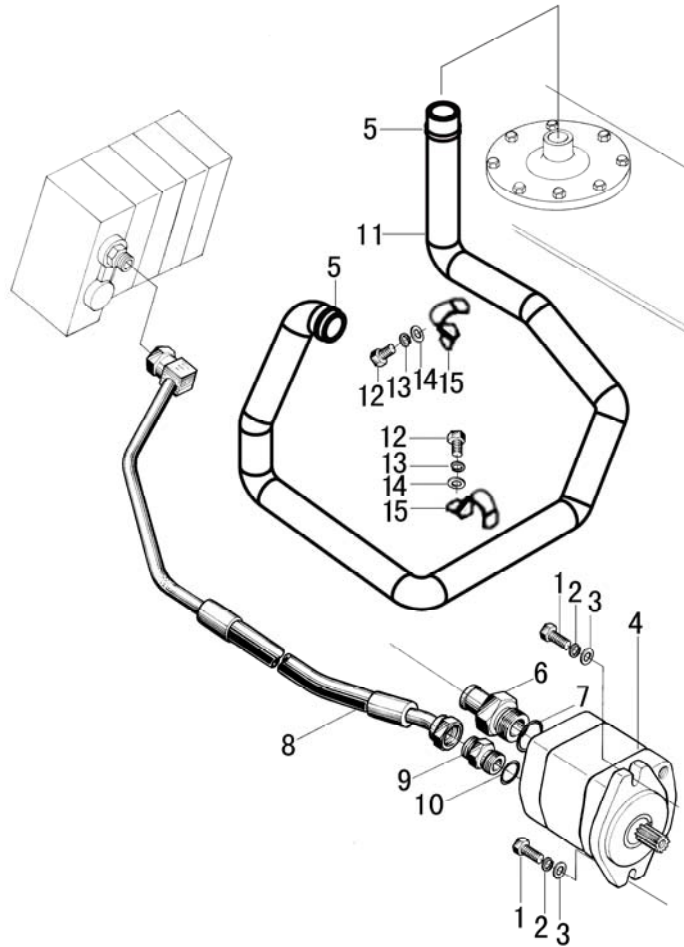
Ⓚ CPQ10/15/18N-RW7 Ⓚ1 CPQ15/18N-RW7-Y Ⓚ L CPQD10/15/18N-RW7 Ⓚ L1 CPQD15/18N-RW7-Y



序号 Item	物料码 Part No.	名称 Description	数量 Qty	备注或适用车型 Remarks or Serial No.
1	G005785-010030-00	螺栓 M10×1.25×30 Bolt M10×1.25×30	2	
2	G000093-000010-00	垫圈 10 Washer 10	2	
3	G0097P1-000010-00	垫圈 10 Washer 10	2	
4	R846-601100-000	齿轮泵 Gear pump	1	
5	Q672-44-G00	双钢丝式环箍 44 Clamp44	2	
A1	R960-601200-001	管接头 Nipple-assy	1	包含/INC:6,7
6	NO PART NO.	接头体 Connector	1	
7	JISB2401-P29-G00	O 形密封圈 P29 O-ring P29	1	
8	R846-604000-000	油管总成 Oil pipe assy	1	
A2	N163-601200-000	管接头 Nipple-assy	1	包含/INC:9,10
9	NO PART NO.	接头体 Connector	1	
10	JISB2401-P18-G00	O 形密封圈 P18 O-ring P18	1	
11	R846-600001-001	吸油管 Suction pipe	1	
12	G005783-008016-00	螺栓 M8×16 Bolt M8×16	2	
13	G000093-000008-00	垫圈 8 Washer 8	2	

图 4 油泵总成
Fig.4 Pump assy

Ⓚ CPQ10/15/18N-RW7 Ⓚ1 CPQ15/18N-RW7-Y Ⓛ CPQD10/15/18N-RW7 Ⓛ1 CPQD15/18N-RW7-Y



序号 Item	物料码 Part No.	名称 Description	数量 Qty	备注或适用车型 Remarks or Serial No.
14	G0097P1-000008-00	垫圈 8 Washer 8	2	
15	XF250-602002-000	管夹 Clamp	2	

图5 转向管路
Fig. 5 Steering oil pipe

全部车型
All model of truck

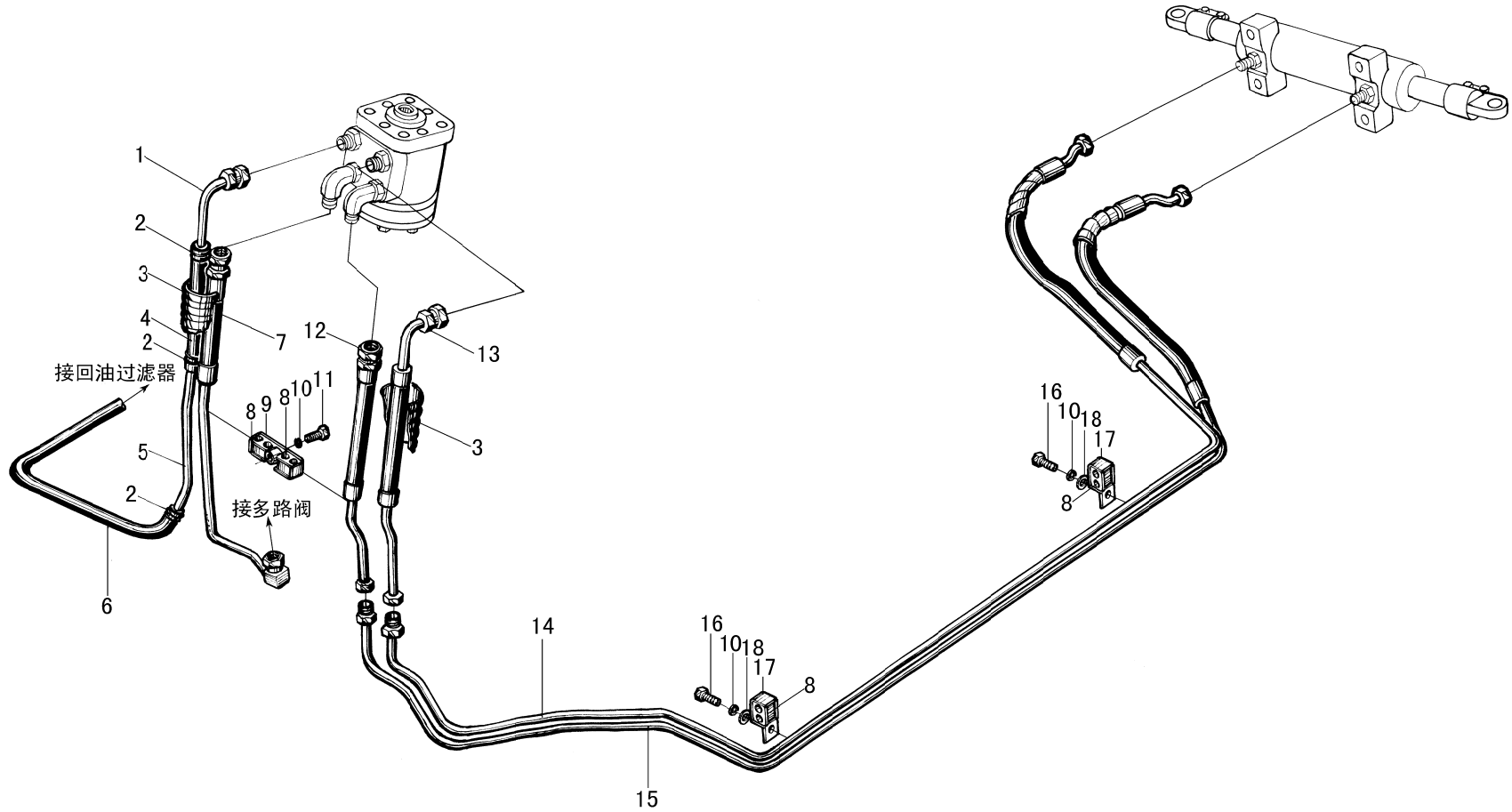
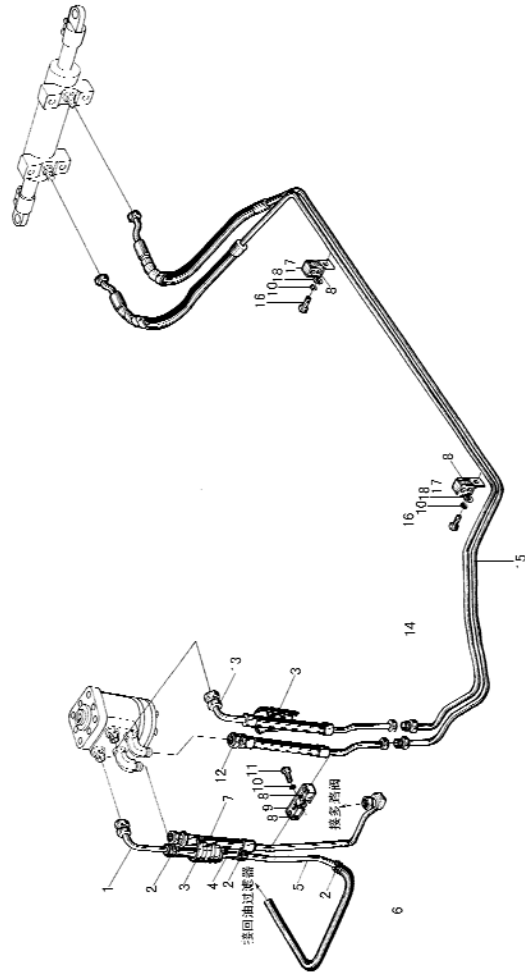


图5 转向管路
Fig. 5 Steering oil pipe

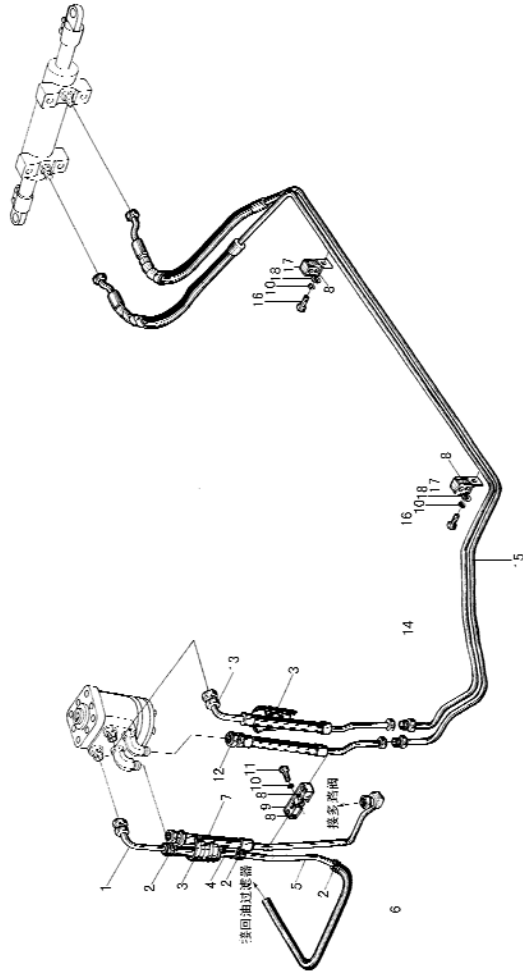
全部车型
All model of truck



序号 Item	代号 Part No.	名称 Description	数量 Qty	备注或适用车型 Remarks or Serial No.
1	N163-630700-000	回油接头 Connector	1	
2	Q672-18-G00	双钢丝式环箍 18 Clamp 18	4	
3	N163-630001-W00	护套 (Φ17×1) Protective jacket	2	
4	N163-630003-000	低压胶管 Lower pressure pipe	1	
5	N163-630005-000	回油接管 Hose	1	
6	R839-630001-W00	低压胶管 Lower pressure pipe	1	
7	N163-630600-001	胶管总成 Rubber pipe assy	1	
8	N163-620002-000	固定块 Fixed block	4	
9	N163-630300-000	压板 Plate	1	
10	G000093-000008-00	垫圈 8 Washer 8	3	
11	G005781-008030-00	螺栓 M8×30 Bolt M8×30	1	
12	N163-630200-000	胶管总成 Rubber pipe assy	1	
13	N163-630100-000	胶管总成 Rubber pipe assy	1	
14	N030-630500-000	胶管总成 Rubber pipe assy	1	
15	N030-630400-000	胶管总成 Rubber pipe assy	1	

图 5 转向管路
Fig. 5 Steering oil pipe

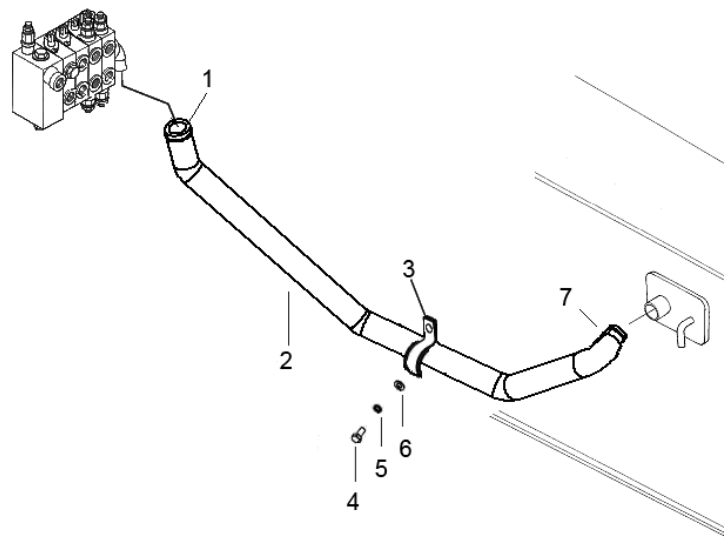
全部车型
All model of truck



序号 Item	代号 Part No.	名称 Description	数量 Qty	备注或适用车型 Remarks or Serial No.
16	G005783-008012-00	螺栓 M8×12 Bolt M8×12	2	
17	N163-540001-000	管夹 Clip	2	
18	G0097P1-000008-00	垫圈 8 Washer 8	2	

图6 回油滤油总成
Fig.6 Strainer assy

全部车型
All model of truck

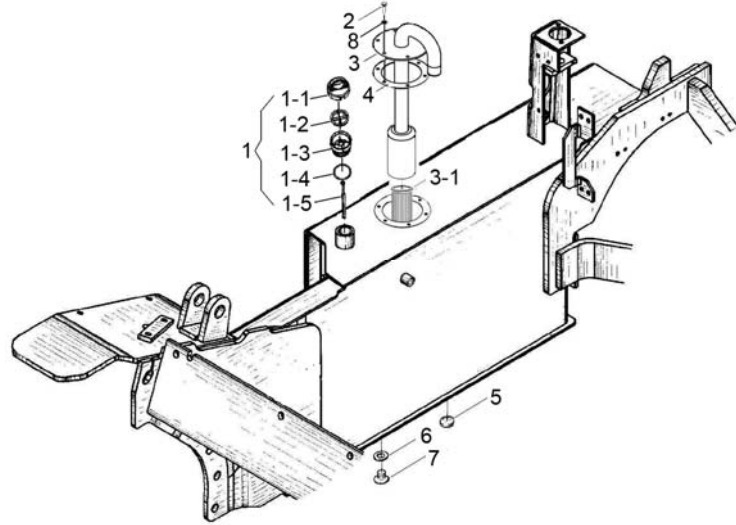


序号 Item	代号 Part No.	名称 Description	数量 Qty	备注或适用车型 Remarks or Serial No.
1	Q672-44-G00	双钢丝式环箍 44 Clamp 44	1	
2	NC9321-602001-000	回油胶管 Hose	1	用于二联阀 For 2 Sec. valve
2	NC9321-602002-000	回油胶管 Hose		用于三联阀 For 3 Sec. valve
2	NC9321-602003-000	回油胶管 Hose	1	用于四联阀 For 4 Sec. valve
3	XF250-602002-000	管夹 Clamp	1	
4	G005783-008016-00	螺栓 M8×16 Bolt M8×16	1	
5	G000093-000008-00	垫圈 8 Washer 8	1	
6	G0097P1-000008-00	垫圈 8 Washer 8	1	
7	Q672-38-G00	双钢丝式环箍 38 Clamp 38	1	

图7 液压油箱附件
Fig. 7 Hydraulic tank accessory

1t-3.5t 全部车型
1t-3.5t All models of truck

≤2012-12-23

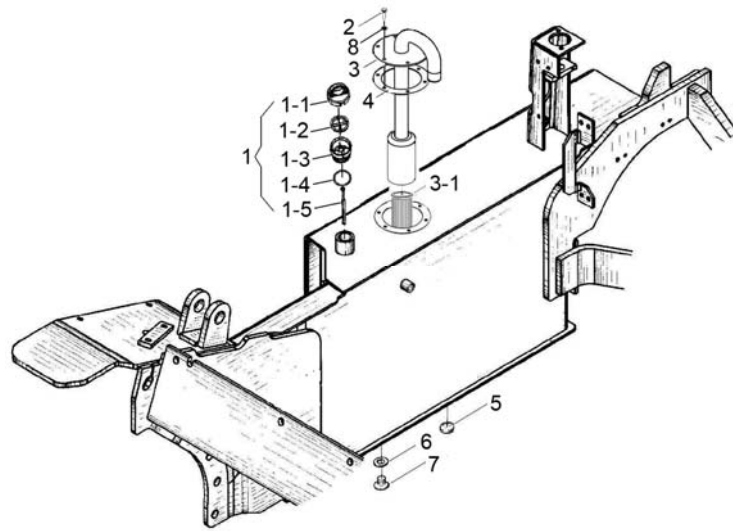


序号 Item	物料码 Part No.	名称 Description	数量 Qty	备注或适用车型 Remarks or Serial No.
1	NC9321-603300-001	液压油箱盖总成 Cap assy	1	≤2012-08-09
1	NC9321-603300-002	液压油箱盖总成 Cap assy	1	≥2012-08-10
1-1	XF250-603201-000	端盖 Cap	1	
1-2	XF250-603210-000	空气过滤器 Breather filter	1	≤2012-08-09
1-2	XF250-603202-000	空气过滤器 Breather filter	1	≥2012-08-10
1-3	XF250-603203-001	盖体 Cap body	1	≤2012-08-09
1-3	XF250-603203-002	盖体 Cap body	1	≥2012-08-10
1-4	G3452P1-46P23P55-00	O形密封圈 46.2×3.55 O-ring 46.2×3.55	1	
1-5	NC9321-603301-001	油尺 Fuel dipstick	1	
2	G005783-008016-00	螺栓 M8×16 Bolt M8×16	6	
3	NC9321-605200-000	盖板总成 Cover plate assy	1	
3-1	23457-52222	吸油滤芯 Suction filter	1	
4	RC250-605001-000	密封垫 Seal pad	1	
5	N163-340002-000	磁铁 Ring magnetic iron	1	
6	J000982-000024-00	垫圈 24 Washer 24	1	

图 7 液压油箱附件
Fig. 7 Hydraulic tank accessory

1t-3.5t 全部车型
1t-3.5t All models of truck

≤2012-12-23



序号 Item	物料码 Part No.	名称 Description	数量 Qty	备注或适用车型 Remarks or Serial No.
7	N163-340008-000	螺塞 Plug	1	
8	J000982-000006-00	垫圈 6 Washer 6	6	

图 7-1 液压油箱附件
Fig.7-1 Hydraulic tank accessory

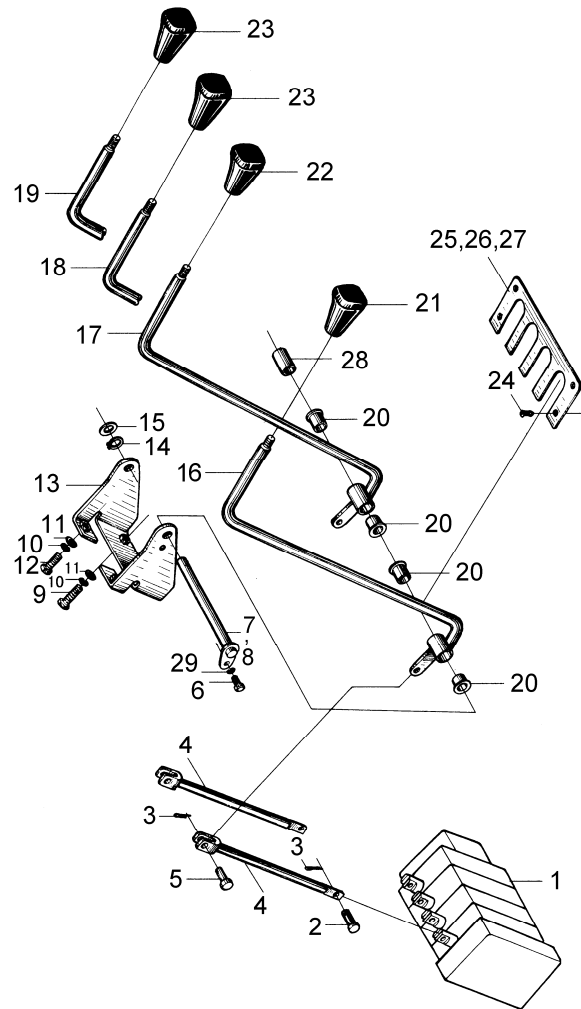
1t-3.5t 全部车型
1t-3.5t All models of truck

≥2012-12-24

	序号 Item	物料码 Part No.	名称 Description	数量 Qty	备注或适用车型 Remarks or Serial No.
	1	A300-603300-000	液压油箱盖总成 Cap assy	1	≥2012-12-24
	1-1	XF250-603201-000	端盖 Cap	1	
	1-2	NO PART NO.	橡胶堵头 Rubber Plug	1	≥2012-12-24
	1-3	A300-603203-000	盖体 Cap body	1	≥2012-12-24
	1-4	G3452P1-46P23P55-00	O 形密封圈 46.2×3.55 O-ring 46.2×3.55	1	
	1-5	NC9321-603301-001	油尺 Fuel dipstick	1	
	2	G005783-006016-00	螺栓 M6×16 Bolt M6×16	6	
	3	A300-603100-001	液压盖板总成 Cover plate assy	1	≥2012-12-24
	4	RC250-605001-000	密封垫 Seal pad	1	
	5	N163-340002-000	磁铁 Ring magnetic iron	1	
6	J000982-000024-00	垫圈 24 Washer 24	1		
7	N163-340008-000	螺塞 Plug	1		
8	J000982-000006-00	垫圈 6 Washer 6	6		
9	A300-603010-000	吸油滤油器总成 Suction filter assy	1	≥2012-12-24	
10	A300-603200-000	空气呼吸过滤器 Breather filter	1	≥2012-12-24	

图 8 多路阀操纵
Fig. 8 Multi-way valve control

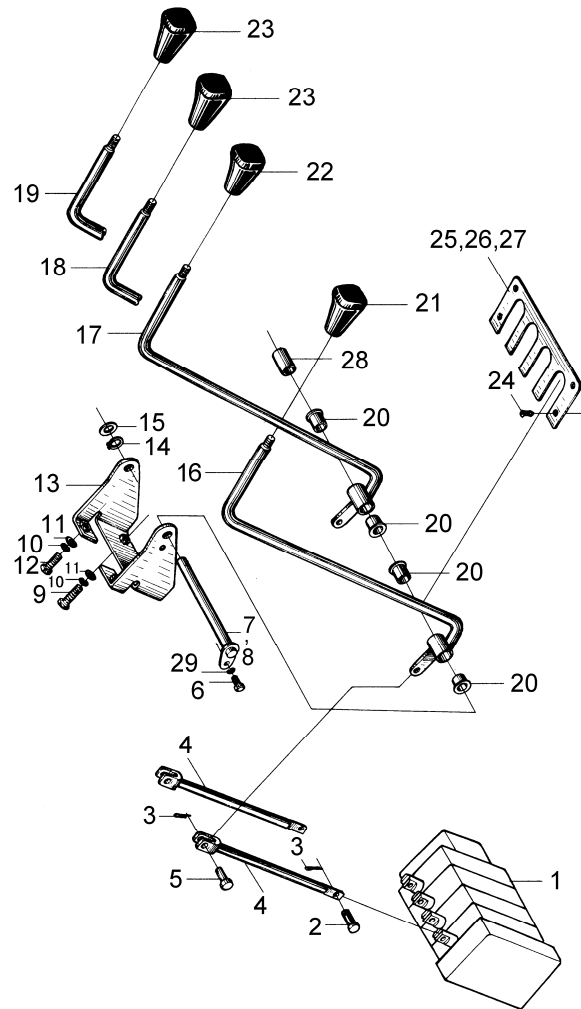
全部车型
All model of truck



序号 Item	代号 Part No.	名称 Description	数量 Qty	备注或适用车型 Remarks or Serial No.
1	N030-611000-001	多路阀总成 Multi-way valve assy	1	
2	N163-610008-000	销轴 Pin shaft	2	3 Sec. valve 数量/Qty 3 4 Sec. valve 数量/Qty 4
3	G000091-002016-00	销 2×16 Pin 2×16	2	3 Sec. valve 数量/Qty 6 4 Sec. valve 数量/Qty 8
4	N163-612600-000	接杆 Connector rod	2	3 Sec. valve 数量/Qty 3 4 Sec. valve 数量/Qty 4
5	G000882-006022-00	销轴 6×22 Pin shaft 6×22	2	3 Sec. valve 数量/Qty 3 4 Sec. valve 数量/Qty 4
6	G005783-006012-00	螺栓 M6×12 Bolt M6×12	1	
7	N163-612700-000	销轴 Pin shaft	1	二联阀 / 2 Sec. valve 三联阀 / 3 Sec. valve
8	N163-612800-000	销轴 Pin shaft	1	四联阀 / 4 Sec. valve
9	G005783-008030-00	螺栓 M8×30 Bolt M8×30	2	
10	G000093-000008-00	垫圈 8 Washer 8	4	
11	G0097P1-000008-00	垫圈 8 Washer	4	
12	G005783-008020-00	螺栓 M8×20 Bolt M8×20	2	
13	N163-6121000-000	支架 Bracket	1	
14	G0894P1-000012-00	挡圈 12 Snap ring 12	1	四联阀 / 4 Sec. valve
15	JS160-610010-000	调整垫 Washer	1	四联阀 / 4 Sec. valve

图 8 多路阀操纵
Fig. 8 Multi-way valve control

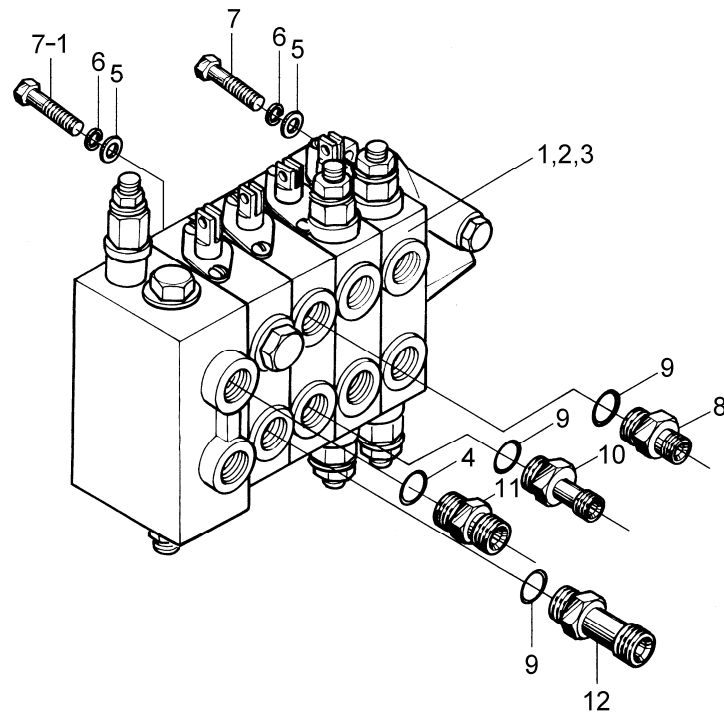
全部车型
All model of truck



序号 Item	代号 Part No.	名称 Description	数量 Qty	备注或适用车型 Remarks or Serial No.
16	N163-612200-000	多路阀手柄 1 Multi-way valve hand 1	1	
17	N163-612300-000	多路阀手柄 2 Multi-way valve hand 2	1	
18	N163-612400-000	多路阀手柄 3 Multi-way valve hand 3	1	三联阀 / 3 Sec. valve
19	N163-612500-000	多路阀手柄 4 Multi-way valve hand 4	1	四联阀 / 4 Sec. valve
20	N163-612001-000	衬套 Bush	4	3 Sec. valve 数量/Qty 6 4 Sec. valve 数量/Qty 8
21	N163-610001-000	起升手把 Lifting knob	1	
22	N163-610002-000	倾斜手把 Tilting knob	1	
23	N163-610003-000	属具手把 Knob,attachment	1	3 Sec. valve 数量/Qty 1 4 Sec. valve 数量/Qty 2
24	N163-610100-W00	扣件 Fastener	4	
25	N163-610005-000	盖板 Cover plate	1	二联阀 / 2 Sec. valve
26	N163-610006-000	盖板 Cover plate	1	三联阀 / 3 Sec. valve
27	N163-610007-000	盖板 Cover plate	1	四联阀 / 4 Sec. valve
28	N163-612002-000	轴环 Shaft collar	1	二联阀 / 2 Sec. valve
29	G000093-000006-00	垫圈 6 Washer 6	1	

图9 多路阀总成(标配)
Fig.9 Multi-way valve assy (Standard)

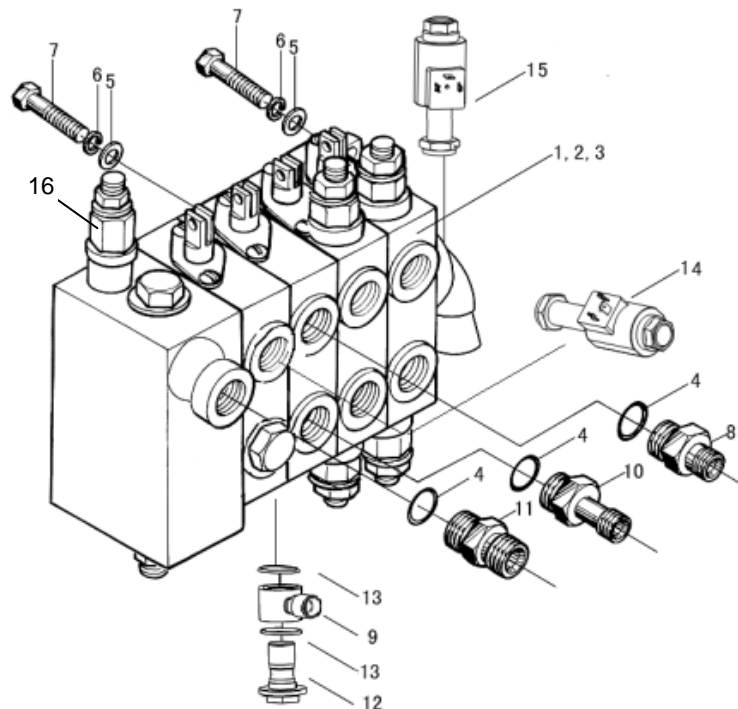
全部车型
All model of truck



序号 Item	代号 Part No.	名称 Description	数量 Qty	备注或适用车型 Remarks or Serial No.
1	N030-611100-001	二联多路阀 2 Sec. valve	1	
2	N030-611200-001	三联多路阀 3 Sec. valve	1	
3	N030-611300-001	四联多路阀 4 Sec. valve	1	
4	G001235-002402P4-00	O形密封圈 24x2.4 O-ring 24x2.4	1	
5	G0097P1-000010-00	垫圈 10 Washer 10	3	
6	G000093-000010-00	垫圈 10 Washer 10	3	
7	G005786-010025-00	螺栓 M10x1.25x28 Bolt M10x1.25x28	1	
7-1	G005786-010030-00	螺栓 M10x1.25x30 Bolt M10x1.25x30	2	
A1	N163-611800-000	管接头 Connector	1	包含/INC:9, 8
A2	N163-611700-000	管接头 Connector	1	包含/INC:9, 10
A3	N163-611500-000	管接头 Connector	1	包含/INC:4, 11
A4	N163-611600-000	管接头 Connector	1	包含/INC:9, 12
8	NO PART NO.	接头体 Connector	1	
9	G001235-002202P4-00	O形密封圈 22x2.4 O-ring 22x2.4	3	
10	NO PART NO.	接头体 Connector	1	

图 10 多路阀总成(感知系统)
Fig.10 Multi-way valve assy (OPS System)

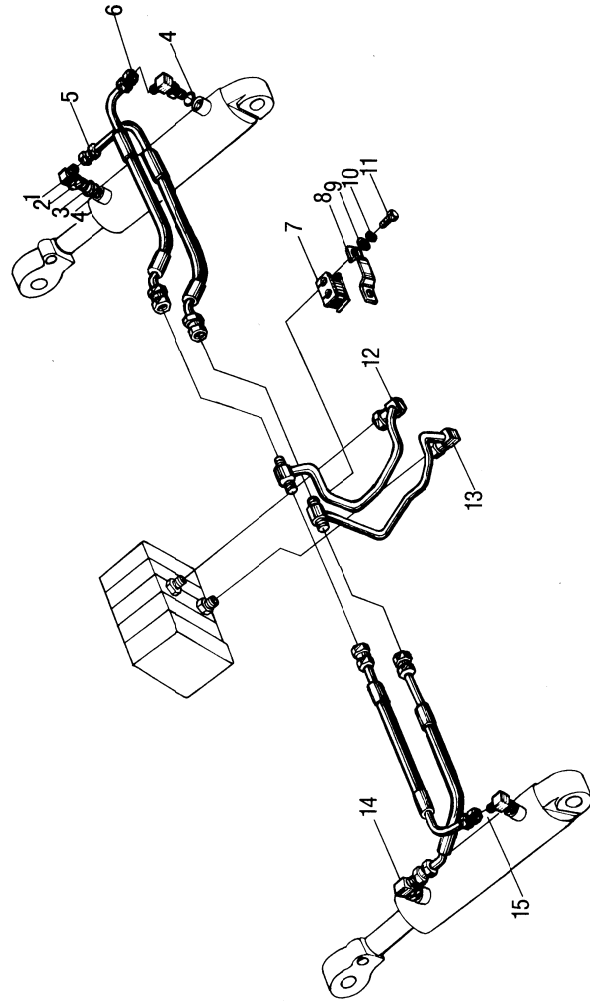
1t-1.8t 全部车型
1t-1.8t All models of truck



序号 Item	物料码 Code No.	名称 Description	数量 Qty	备注或适用车型 Remarks Or Serial No.
1	N030-611100-500	二联多路阀 2 Sec. valve	1	1t-1.8t
2	N030-611200-500	三联多路阀 3 Sec. valve	1	1t-1.8t
3	N030-611300-500	四联多路阀 4 Sec. valve	1	1t-1.8t
4	G001235-002402P4-00	O 形密封圈 24x2.4 O-ring24x2.4	3	
5	G0097P1-000010-00	垫圈 10 Washer10	3	
6	G000093-000010-00	垫圈 10 Washer10	3	
7	G005786-010030-00	螺栓 M10x1.25x30 Bolt M10x1.25x30	3	
A1	N163-611800-000	管接头 Connector	1	包含/INC:4, 8
A2	N163-611700-500	管接头 Connector	1	包含/INC:4, 10
A3	N163-611500-000	管接头 Connector	1	包含/INC:4,11
8	NO PART NO.	接头体 Connector	1	
9	XF250-611005-500	铰接接头体 Connector	1	

图 11 倾斜管路
Fig. 11 Tilting oil pipe

全部车型
All models of truck



序号 Item	代号 Part No.	名称 Description	数量 Qty	备注或适用车型 Remarks or Serial No.
1	N163-620801-W00	接头体 Connector	4	
2	N163-620802-W00	锁紧螺母 Locking nut	4	
3	N163-620803-W00	挡圈 Snap ring	4	
4	JISB2401-P11-G00	O形密封圈 P11 O-ring P11	4	
5	N030-620300-000	胶管总成 Rubber pipe assy	1	
6	N030-620400-000	胶管总成 Rubber pipe assy	1	
7	N163-620002-000	固定块 Fixed block	1	
8	N163-620001-000	压板 Clamp	1	
9	G0097P1-000008-00	垫圈 8 Washer 8	2	
10	G000093-000008-00	垫圈 8 Washer 8	2	
11	G005783-008016-00	螺栓 M8×16 Bolt M8×16	2	
12	N163-620200-000	倾斜油管 Tilting oil pipe	1	标配 Standard
12	N163-620200-500	倾斜油管 Tilting oil pipe	1	感知系统 OPS System
13	N163-620100-000	倾斜油管 Tilting oil pipe	1	标配 Standard
13	N163-620100-500	倾斜油管 Tilting oil pipe	1	感知系统 OPS System

第七部分 电气系统目录
Part VII Electrical system contents

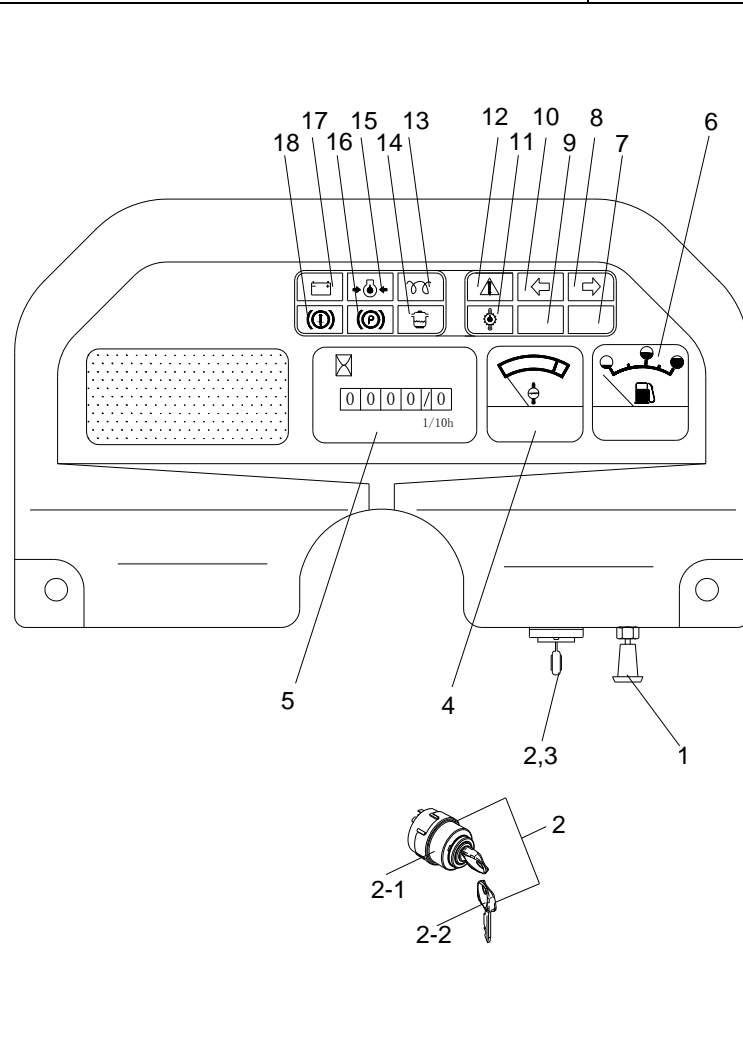
Ⓐ CPC10/15/18N-RG26 Ⓑ CPCD10/15/18N-RG26 Ⓒ CPC10/15/18N-RW10 Ⓓ CPCD10/15/18N-RW10 Ⓔ CPQD10/15/18N-RW21
 Ⓔ CPC10/15/18N-RG26-J Ⓕ CPQ10/15/18N-RW7 Ⓖ CPQ15/18N-RW7-Y Ⓗ CPQD10/15/18N-RW7 Ⓘ CPQD15/18N-RW7-Y
 Ⓜ CPCD10/15/18N-RW32 Ⓞ CPQD15/18N-RW51-Y Ⓡ CPQD15/18N-RW21-Y

序号 Item	名称 Description	适用车型 Serial No.	页码 Page
图 I Fig. I	仪表板总成 Instrument assy	全部车型 All models of truck	7-1
图 II Fig. II	喇叭总成 Horn assy	全部车型 All models of truck	7-3
图 III Fig. III	控制盒总成 Control box assy	全部车型(除 Ⓐ Ⓔ Ⓕ Ⓖ 外) All models of truck (except Ⓐ Ⓔ Ⓕ Ⓖ)	7-4
图 IV Fig. IV	控制盒总成 Control box assy	Ⓐ Ⓔ Ⓕ Ⓖ	7-6
图 V Fig. V	前灯总成 Front lamps assy	全部车型 All models of truck	7-7
图 VI Fig. VI	后灯总成 Rear lamps assy	全部车型 All models of truck	7-9
图 VII Fig. VII	组合开关总成 Combination Switch assy	全部车型(除 Ⓐ Ⓔ Ⓕ Ⓖ 外) All models of truck (except Ⓐ Ⓔ Ⓕ Ⓖ)	7-10
图 VIII Fig. VIII	警灯, 后工作灯 Warning lamp, rear work lamp	1.0t-3.5t 全部车型 All models of truck , 选配 OPTIONAL	7-12
图 IX Fig. IX	断电开关 CE Disconnect switch CE	CE 全部车型 CE All models of truck	7-13
图 X Fig. X	手刹开关总成 Hand brake switch assy	1.5t-3.5t 感知系统标配/OPS System Standard ,或选配 or OPTIONAL, 全部车型 All models of truck	7-14

序号 Item	名称 Description	适用车型 Serial No.	页码 Page
图 XI Fig. XI	仪表板总成 (感知系统) Instrument assy (OPS System)	全部车型 All models of truck	7-15
图 XII Fig. XII	控制盒总成(感知系统) Control box assy (OPS System)	1.0t-3.5t 全部车型 All models of truck	7-17
图 X III Fig. X III	感知系统控制器 OPS system controller	全部车型 All models of truck	7-19
图 1-1 Fig.1-1	电气系统 Electrical system	Ⓐ Ⓒ	7-20
图 1-2 Fig.1-2	电气系统 Electrical system	Ⓑ	7-25
图 2-1 Fig.2-1	电气系统 Electrical system	Ⓒ1	7-30
图 2-2 Fig.2-2	电气系统 Electrical system	Ⓓ1	7-35
图 3 Fig.3	电气系统 Electrical system	Ⓕ1 Ⓖ1	7-40
图 4 Fig.4	电气系统 Electrical system	Ⓖ	7-46
图 5-1 Fig.5-1	电气系统 Electrical system	Ⓕ Ⓖ1	7-50
图 5-2 Fig.5-2	电气系统 Electrical system	Ⓖ Ⓖ1	7-57
图 6 Fig.6	电气系统 Electrical system	Ⓜ	7-63
图 7 Fig.7	电气系统 (感知系统) Electrical system (OPS System)	Ⓕ1 Ⓖ Ⓖ1	7-68
图 8 Fig.8	电气系统 (感知系统) Electrical system (OPS System)	Ⓜ	7-73

图 I 仪表板总成
Fig. I Instrument assy

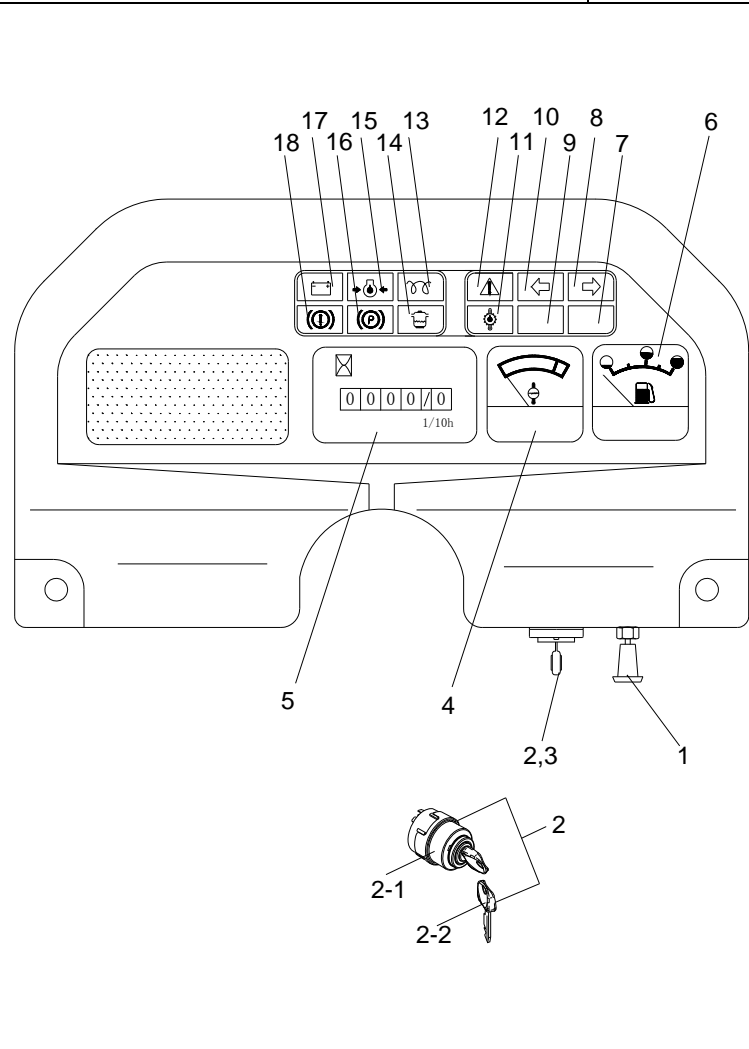
全部车型
All models of truck



序号 Item	物料码 Part No.	名称 Description	数量 Qty	备注或适用车型 Remarks or Serial No.
A1	NC9717-740000-000	仪表板总成 Instrument assy	1	≤2012-5-20
A1	R960-740000-001	仪表板总成 Instrument assy	1	≥2012-5-20
1	NC9717-740100-000	大小灯开关 Head lamp& Small lamp witch	1	≤2012-5-20
1	N163-740100-000	大小灯开关 Head lamp& Small lamp witch	1	≥2012-5-20
2	R450-740200-000	预热起动开关 Pre-heat & start switch	1	标配 Standard
2	R450-740200-500	预热起动开关 Pre-heat & start switch	1	钥匙通用 Key same
2-1	NO PART NO.	锁头 Lock	1	
2-2	NO PART NO.	钥匙 Key	1	
3	N163-740001-000	Label,Preheat & start switch 预热起动开关标签	1	
4	DW-2HZA	水温表 Water temp gauge	1	
5	D-704-1E	计时表 Hour meter	1	
6	DR-2HZ	油量表 Fuel gauge	1	
7	NO PART NO.			
8	NO PART NO.	左转向指示灯 Left-turn signal lamp	1	
9	NO PART NO.			

图 I 仪表板总成
Fig. I Instrument assy

全部车型
All models of truck



序号 Item	物料码 Part No.	名称 Description	数量 Qty	备注或适用车型 Remarks or Serial No.
10	NO PART NO.	右转向指示灯 Right turn signal lamp	1	
11	NO PART NO.	油温报警灯 Oil temp warning lamp	1	
12	NO PART NO.	故障指示 Fault indication lamp	1	
13	NO PART NO.	预热指示灯 Preheat indicator lamp	1	
14	NO PART NO.	油水分离指示灯 Indicator lamp, Water-oil separation	1	
15	NO PART NO.	油压报警灯 Hydraulic Oil warning lamp	1	
16	NO PART NO.	驻车指示灯 Parking indicator	1	
17	NO PART NO.	充电指示灯 Charging indicator	1	
18	NO PART NO.	储能器报警指示灯 Accumulator warning indicator	1	

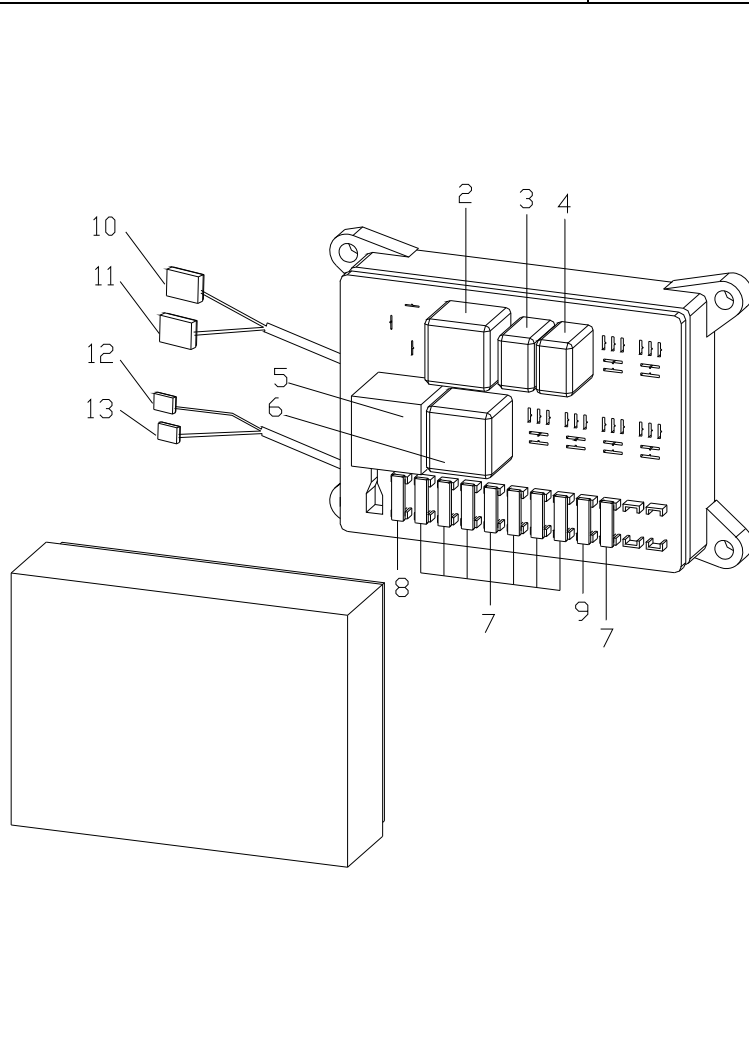
图III 控制盒总成
Fig.III Control box assy

全部车型(除ⒶⒸⒶⒶ外)
All models of truck (exceptⒶⒸⒶⒶ)

序号 Item	物料码 Part NO.	名称 Description	数量 Qty	备注或适用车型 Remarks Or Serial NO.
A1	R9717-704000-000	控制盒总成 Control box assy	1	
1	897-1AH-C-R1	预热继电器 Pre-heat Relay	1	
2	897-1AH-C-R1	起动继电器 Start relay	1	
3	871-1C-C-R1	大灯继电器 Head lamp Relay	1	
4	871-1C-C-R1	空挡继电器 Neutral Relay	1	
5	871-1C-C-R1	顺挡继电器 Forward Relay	1	
6	871-1C-C-R1	倒挡继电器 Reverse Relay	1	
7	SG152C	闪光器 Flasher	1	
8	871-1C-C-R1	检查继电器 Check Relay	1	
10	0462303	十线复合插座 10-way socket	1	
11	0461703	二十线复合插座 20-way socket	1	
12	DJ7021Y-9.5-20	二线复合插座 2-way socket	1	
13	DJ7021-7.8-20	双线复合插座 2-way socket	1	
14	BK/ATC-10	保险丝 10A Fuse 10A	7	

图IV 控制盒总成
Fig.IV Control box assy

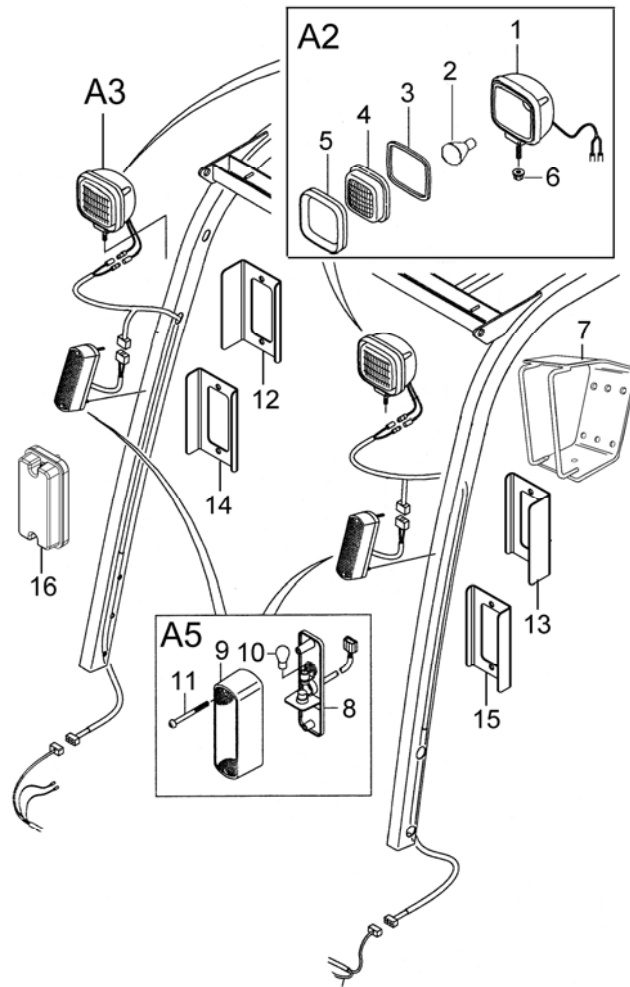
Ⓐ CPC10/15/18N-RG26 ⓐ CPC10/15/18N-RG26-J Ⓚ CPQ10/15/18N-RW7 Ⓚ1 CPQ15/18N-RW7-Y



序号 Item	物料码 Part NO.	名称 Description	数量 Qty	备注或适用车型 Remarks Or Serial NO.
A1	R950-704000-001	控制盒总成 Control box assy	1	
2	897-1AH-C-R1	起动继电器 Start relay	1	
3	871-1C-C-R1	检查继电器 Check Relay	1	
4	871-1C-C-R1	大灯继电器 Head lamp Relay	1	
5	SG152C	闪光器 Flasher	1	
6	897-1AH-C-R1	预热继电器 Pre-heat Relay	1	
7	BK/ATC-10	保险丝 10A Fuse 10A	8	
8	BK/ATC-15	保险丝 15A Fuse 15A	1	
9	BK/ATC-20	保险丝 20A Fuse 20A	1	
10	0462303	十线复合插座 10-way socket	1	
11	0461703	二十线复合插座 20-way socket	1	
12	DJ7021Y-9.5-20	二线复合插座 2-way socket	1	
13	DJ7021-7.8-20	双线复合插座 2-way socket	1	

图V 前灯总成
Fig. V Front lamps assy

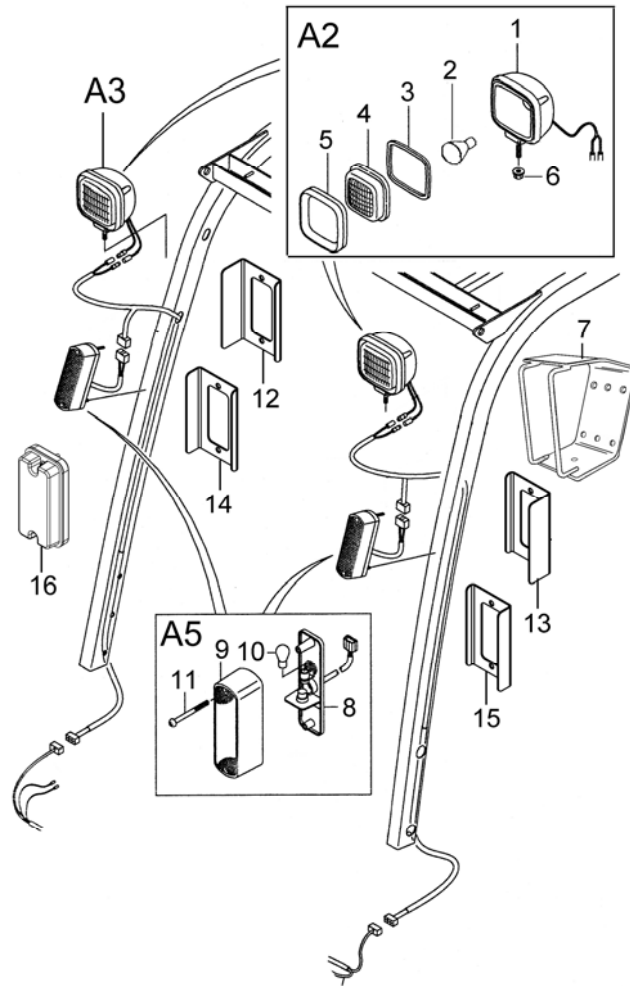
全部车型
All models of truck



序号 Item	物料码 Part NO.	名称 Description	数量 Qty	备注或适用车型 Remarks or Serial No.
A2	NC9717-760100-000	前大灯 Head lamp	2	INC:1-6, 标配 Standard 普通灯泡 Regular bulb
A3	NC9717-760100-520	前大灯 LED Head lamp LED	2	选配 Optional
1	NO PART NO.	灯壳 Body	2	
2	H3-12V-35W	灯泡 Bubble	2	
3	NO PART NO.	密封圈 Seal	2	
4	NO PART NO.	玻璃罩 Glass	2	
5	NO PART NO.	罩壳 Cover	2	
6	NO PART NO.	螺母 Nut	2	
7	R960-761000-000	前大灯灯架 Head lamp bracket	2	
A5	NC9717-750100-000	前小灯 Front lamps	2	INC:8-11, <2014-02-01 普通灯泡 Regular bulb
8	NO PART NO.	灯底板 Bracket	2	
9	NO PART NO.	灯罩 Cover	2	
10	12256-12V-5W/21W	灯泡 Bubble	2	
11	NO PART NO.	螺钉 Screw	4	
12	JS160-754002-000	前小灯灯架,右 Front lamps bracket, Right	1	普通灯泡 Regular bulb

图 V 前灯总成
Fig. V Front lamps assy

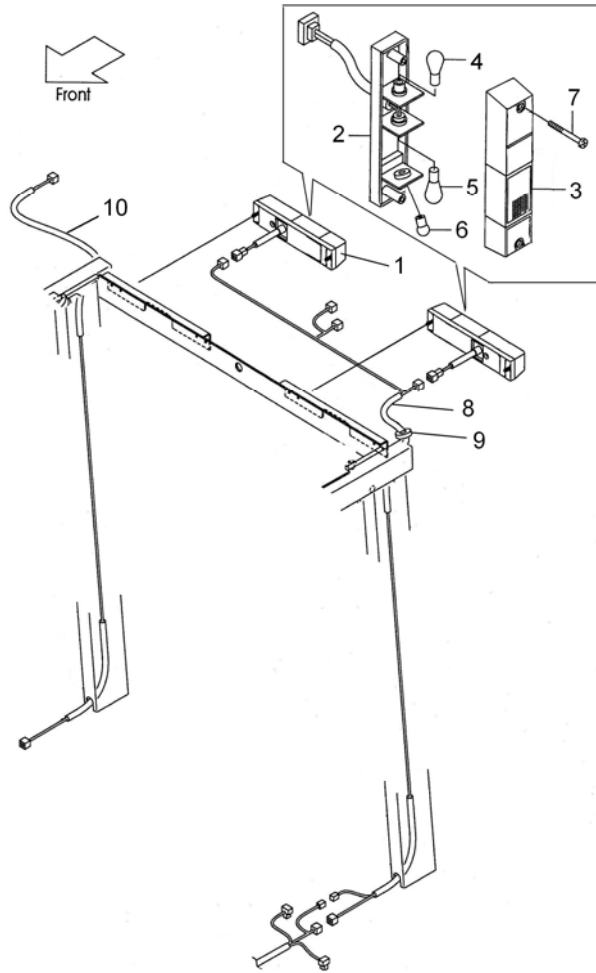
全部车型
All models of truck



序号 Item	物料码 Part NO.	名称 Description	数量 Qty	备注或适用车型 Remarks or Serial No.
13	JS160-754001-000	前小灯灯架,左 Front lamps bracket, Left	1	<2014-02-01 普通灯泡 Regular bulb
14	NC9717-754002-000	前小灯灯架,右 Front lamps bracket, Right	1	LED
15	NC9717-754001-000	前小灯灯架,左 Front lamps bracket, Left	1	LED
16	NC9717-750100-001	前小灯 LED Front lamps LED	2	NC9717-750100-520 LED

图VI 后灯总成
Fig.VI Rear lamps assy

全部车型
All models of truck

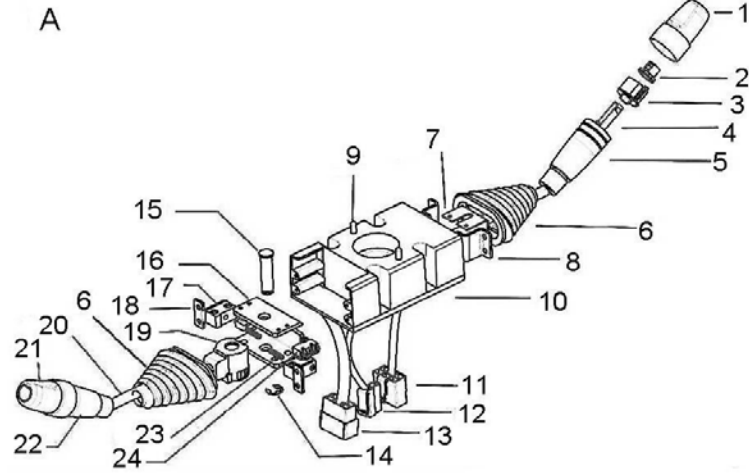


序号 Item	物料码 Part No.	名称 Description	数量 Qty	备注或适用车型 Remarks or Serial No.
A1	NC9717-770000-000	后灯总成 Rear lamps assy	1	INC:1-9, <2014-02-01 普通灯泡 Regular bulb
A1	NC9717-770000-000	后灯总成 Rear lamps assy	1	包含/INC:1,8,9 LED, ≥2014-02-01
1	NC9717-770100-000	后组合灯 Rear-combination lamps	2	包含/INC:2-7 普通灯泡 Regular bulb
1	NC9717-770100-001	后组合灯 LED Rear-combination lamps	2	LED NC9717-770100-520
2	NO PART NO.	灯壳 Lamp seat	(2)	
3	NO PART NO.	灯罩 Lampshade	(2)	
4	12499-12V-21W	转向灯 Cornering lamp	(2)	
5	12256-12V-5W/21W	制动灯/示宽灯 Brake Lamp/ Width lamp	(2)	
6	122498-12V-10W	倒车灯 Reverse lamp	(2)	
7	NO PART NO.	十字螺钉 M5x75 Bolt M5x75	(4)	
8	NC9717-771000-000	Wire-harness, Overhead guard 后灯连接线	1	护顶架 Overhead guard
9	RC250-700001-000	橡胶塞 Rubber plug	3	
10	NC9717-771000-501	后灯连接线 (配驾驶室) Wire-harness,Cab	1	驾驶室 Cab

图VII 组合开关总成
Fig.VII Combination Switch assy

全部车型(除 A B L M M1 R R2 外)
All models of truck (except A B L M M1 R R2)

序号 Item	物料码 Part No.	名称 Description	数量 Qty	备注或适用车型 Remarks or Serial No.
A	NC9717-705000-000	组合开关 Combination Switch assy	1	≤2012-5-20
A	R960-705000-000	组合开关 Combination Switch assy	1	≥2012-5-20
1	NO PART NO.	大小光手柄盖 Cover	1	不单独提供 DO NOT SUPPLY SEPARATELY
2	NO PART NO.	大小光压紧帽 Cap	1	
3	NO PART NO.	大小光三触点 Comtactor	1	
4	NO PART NO.	大小光主轴铁杆 Level	1	
5	NO PART NO.	大小光手柄 Knob	1	
6	NO PART NO.	橡胶防尘罩 Dust proof cover	1	
7	NO PART NO.	反抱箍 Clamp	1	
8	NO PART NO.	连接片 Bracket	1	
9	NO PART NO.	喇叭触点 Horn	1	
10	NO PART NO.	主体中套 Bush	1	
11	NO PART NO.	转向插头 Connector	1	
12	NO PART NO.	喇叭插头 Horn cable	1	
13	NO PART NO.	方向插座 Direction cable	1	



图VII 组合开关总成
Fig.VII Combination Switch assy

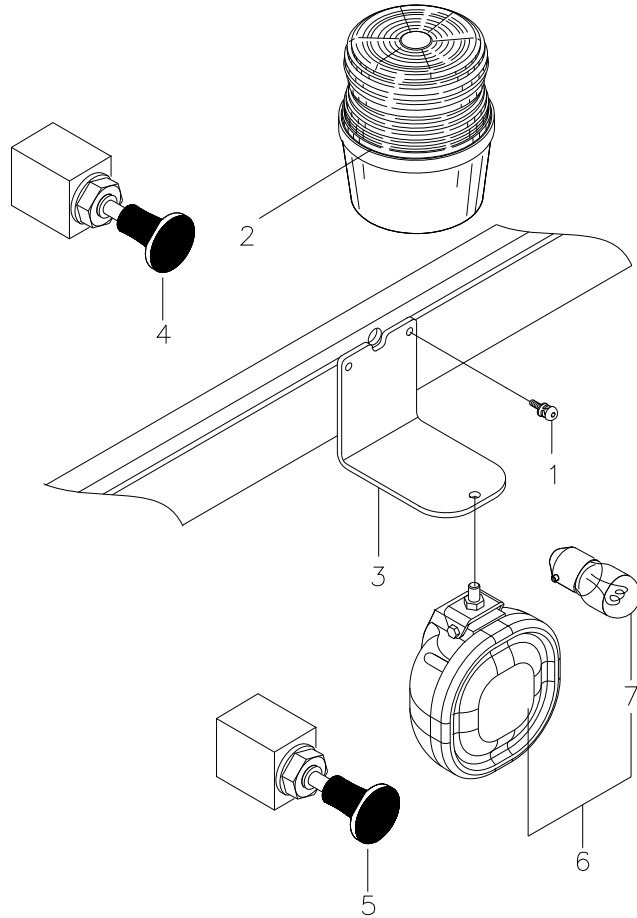
全部车型(除A B L M M1 R R2外)
All models of truck (except A B L M M1 R R2)

	序号 Item	物料码 Part No.	名称 Description	数量 Qty	备注或适用车型 Remarks or Serial No.
	14	NO PART NO.	卡簧 Snap ring	1	不单独提供 DO NOT SUPPLY SEPARATELY
	15	NO PART NO.	微动开关主轴 Micro switch shaft	1	
	16	NO PART NO.	支架 Bracket	1	
	17	NO PART NO.	限位块 Bush	1	
	18	NO PART NO.	压紧块 Block	1	
	19	NO PART NO.	转头 Round pole	1	
	20	NO PART NO.	连接铁杆 Linker	1	
	21	NO PART NO.	换向手柄盖 Cover	1	
	22	NO PART NO.	换向手柄 Direction knob	1	
	23	NO PART NO.	弹簧 Spring	1	
	24	NO PART NO.	微动开关 Micro switch	1	

图VIII 警灯, 后工作灯

FIG.VIII WARNING LAMP, REAR WORK LAMP

1.0t-3.5t 全部车型 All models of truck
 , 选配 OPTIONAL



序号 ITEM	物料码 CODE NO.	名称 DESCRIPTION	数量 QTY	REMARKS OR SERIAL NO. 备注或适用车型
A1	NC9321-707000-001	警灯总成 Warning lamp assy	1	包含/INC:1-3
1	N163-420100-000	螺钉组件 Screw component	1	
2	NC9717-707100-000	LED 警灯 LED Warning lamp	1	
3	NC9321-707001-001	警灯支架 Bracket, Warning lamp	1	
4	JK106-G00	车灯开关 Lamp switch	1	警灯 Warning lamp
5	JK106-G00	车灯开关 Lamp switch	1	后工作灯 Rear work lamp
6	NC9717-706100-500	后工作灯 12V, Rear work lamp 12V	1	
7	H3-12V-35W	灯泡 12V Bubble 12V	1	

图IX 断电开关 CE
Fig.IX Disconnect switch CE

CE 全部车型
CE All models of truck

序号 Item	物料码 Part NO.	名称 Description	数量 Qty	备注或适用车型 Remarks or Serial NO.
A1	R960-730000-501	电源总开关总成 disconnect switch assy	1	包含/INC:1-3
1	ED250B-1-G00	断电开关 Disconnect switch	1	
2	N152-701000-820	蓄电池接电源开关线 Wire	1	L=1900mm
3	R9619-700200-820	电源开关接起动机线 Wire	1	L=2100mm

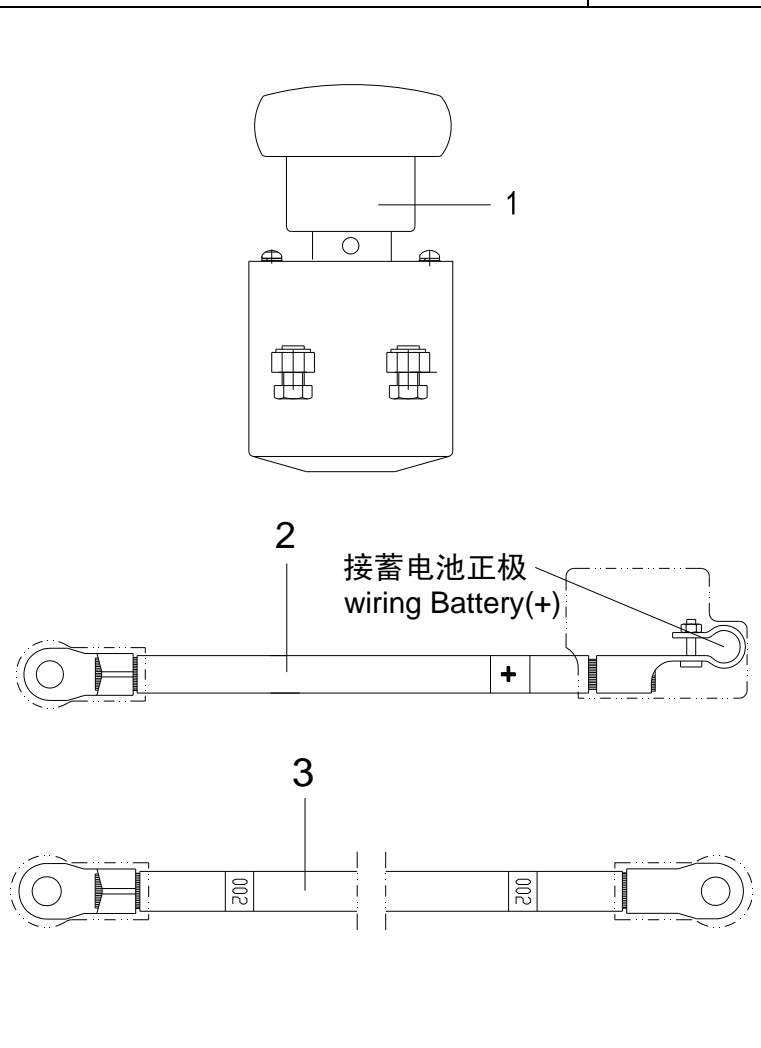


图 X 手刹开关总成
 FIG. X Hand brake switch assy

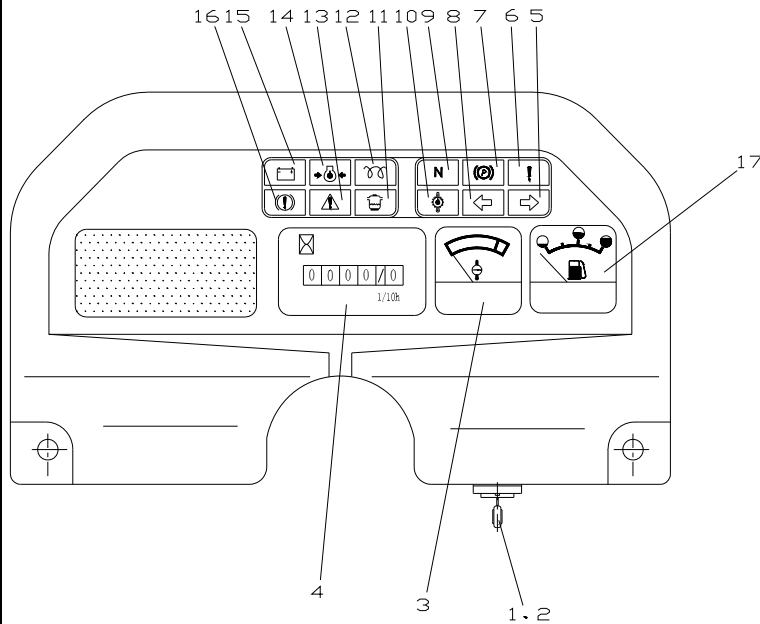
感知系统标配/OPS System Standard
 或选配, Or optional
 1.0t-3.5t 全部车型 All models of truck

序号 Item	物料码 Part NO.	名称 Description	数量 Qty	备注或适用车型 Remarks or Serial NO.
A1	NC9419-703000-800	手刹开关总成 Hand brake switch assy	1	包含/INC:1-5
1	NC9419-703001-800	微动开关 Micro switch	1	
2	G000818-004025-00	螺钉 M4×25 Screws M4×25	2	
3	G000093-000004-00	垫圈 4 Gasket 4	2	
4	G0097P1-000004-00	垫圈 4 Gasket 4	2	
5	R960-703100-800	手刹开关线束 Wire harness, hand brake switch	1	

图 XI 仪表板总成 (感知系统)
Fig.XI Instrument assy (OPS System)

1.0t-3.5t 全部车型 All models of truck

序号 Item	物料码 Code No.	名称 Description	数量 Qty	备注或适用车型 Remarks Or Serial No.
A1	NC9419-740000-800	仪表板总成 Instrument assy	1	
1	R450-740200-000	预热起动开关 Pre-heat & start switch	1	
2	N163-740001-000	Label,Preheat & start switch 预热起动开关标签	1	
3	DW-2HZA	水温表 Water temp gauge	1	
4	D-704-1E	计时表 Hour meter	1	
5	NO PART NO.	右转向指示灯 Right turn signal lamp	1	
6	NO PART NO.	故障指示 Fault indication lamp	1	
7	NO PART NO.	驻车指示灯 Parking indicator	1	
8	NO PART NO.	左转向指示灯 Left-turn signal lamp	1	
9	NO PART NO.	中位指示灯 Neutral indicator lamp		
10	NO PART NO.	油温报警灯 Oil temp warning lamp	1	
11	NO PART NO.	油水分离指示灯 Indicator lamp, Water-oil separation	1	
12	NO PART NO.	预热指示灯 Preheat indicator lamp	1	
13	NO PART NO.	发动机故障指示 Engine failure indication lamp		
14	NO PART NO.	油压报警灯 Hydraulic Oil warning lamp	1	

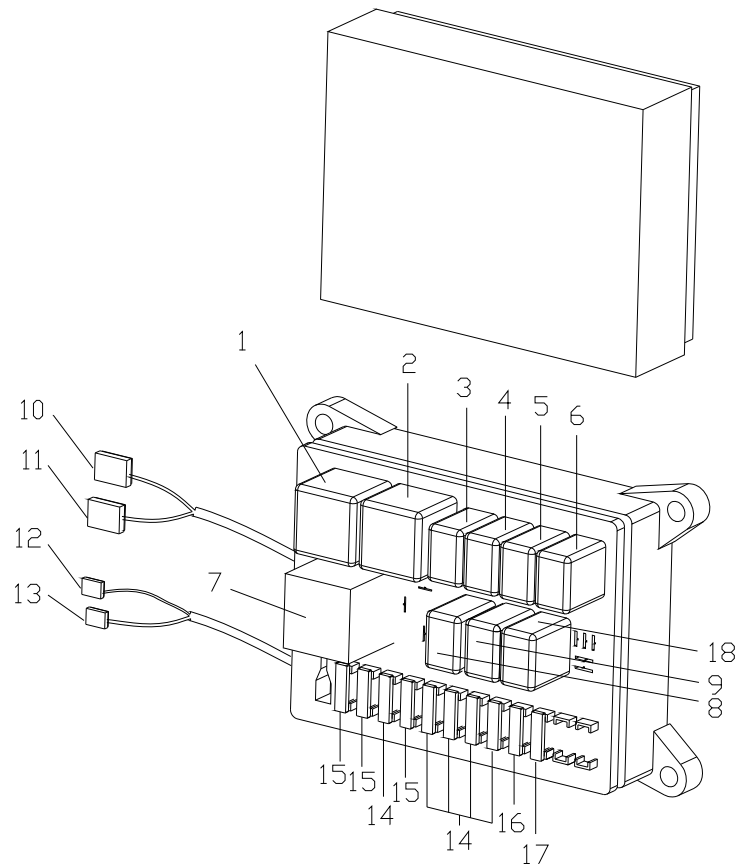


图XII 控制盒总成 (感知系统)

Fig.XII Control box assy (OPS System)

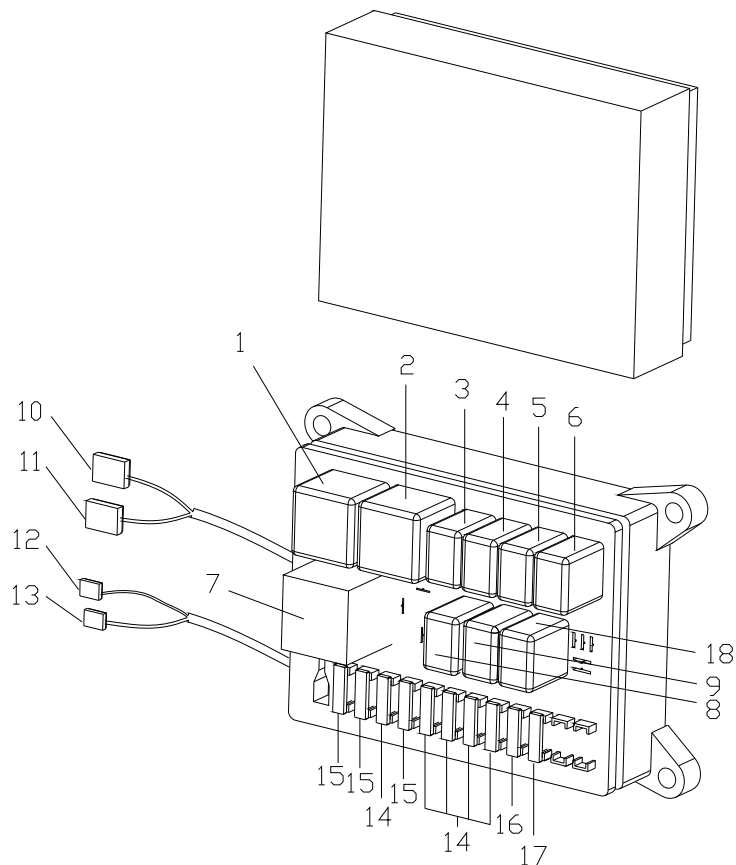
1.0t-3.5t 全部车型 All models of truck

序号 Item	物料码 Part NO.	名称 Description	数量 Qty	备注或适用车型 Remarks Or Serial NO.
A	NC9717-704000-800	控制盒总成 Control box assy	1	包含/INC:1-17 <2014-01-10
A	R9321-704000-900	控制盒总成 Control box assy	1	包含/INC:1-18 ≥2014-01-10
1	897-1AH-C-R1	预热继电器 Pre-heat Relay	1	
2	897-1AH-C-R1	起动继电器 Start relay	1	
3	871-1C-C-R1	大灯继电器 Head lamp Relay	1	
4	871-1C-C-R1	起动控制继电器 Start Control Relay	1	
5	871-1C-C-R1	前进继电器 Forward Relay	1	
6	871-1C-C-R1	后退继电器 Reverse Relay	1	
7	SG152C	闪光器 Flasher	1	
8	871-1C-C-R1	检查继电器 Check Relay	1	
9	871-1C-C-R1	多路阀继电器 Solenoid Valve Relay	1	
10	0462303	十线复合插座 10-way socket	1	
11	0461703	二十线复合插座 20-way socket	1	
12	DJ7021Y-9.5-20	二线复合插座 2-way socket	1	
13	DJ7021-7.8-20	双线复合插座 2-way socket	1	



图XII 控制盒总成 (感知系统)
Fig.XII Control box assy (OPS System)

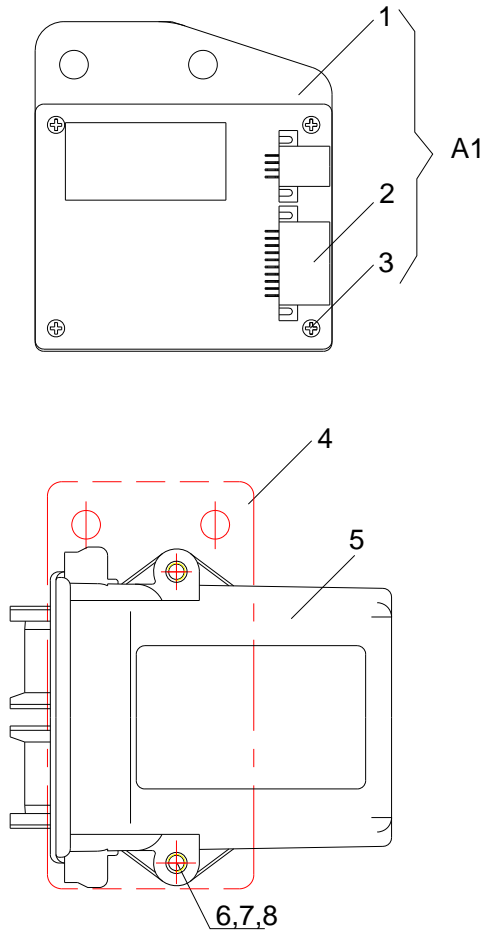
1.0t-3.5t 全部车型 All models of truck



序号 Item	物料码 Part NO.	名称 Description	数量 Qty	备注或适用车型 Remarks Or Serial NO.
14	BK/ATC-10	保险丝 10A Fuse 10A	5	
15	BK/ATC-15	保险丝 15A Fuse 15A	3	
16	BK/ATC-20	保险丝 20A Fuse 20A	1	
17	BK/ATC-10	保险丝 10A Fuse 10A	1	<2015-04
17	BK/ATC-30	保险丝 30A Fuse 30A	1	≥2015-04,增大通用性 Expand the versatility
18	871-1C-C-R1	属具控制继电器 Attachment control relay	1	

图 X III 感知系统控制器
Fig. X III OPS System controller

1.0t-3.5t 全部车型 All models of truck



序号 Item	物料码 Part NO.	名称 Description	数量 Qty	备注或适用车型 Remarks Or Serial NO.
A1	NC9419-702000-800	感知系统控制器总成 OPS system controller assy	1	<2014-01-10
1	NO PART NO.	控制器支座 Controller Seat	1	<2014-01-10
2	NC9419-702100-800	感知系统控制器 OPS system controller	1	<2014-01-10
3	G000067-003015-00	螺钉 M3×15 Screw M3×15	4	<2014-01-10
4	R9321-700201-A00	支架 Bracket	1	仅 2014-01-10 之前生产的, 改用 R9321-700200-900 配 Only are produced before 2014-01-10. Switch to R9321-700200-900 Use
5	R9321-700200-900	感知系统控制器 OPS system controller	1	≥2014-01-10 澳大利亚标准除外 Except Australia standard
5	R9321-700200-910	感知系统控制器 OPS system controller	1	≥2014-02-20, Australian standard, 澳大利 亚标准
6	G0097P1-000006-00	垫圈 6 Washer 6	2	
7	G000093-000006-00	垫圈 6 Washer 6	2	
8	G005783-006025-00	螺栓 M6×25 Bolt M6×25	2	

图 1-1 电气系统
Fig.1-1 Electrical system

Ⓐ CPC10/15/18N-RG26 Ⓑ CPC10/15/18N-RG26-J

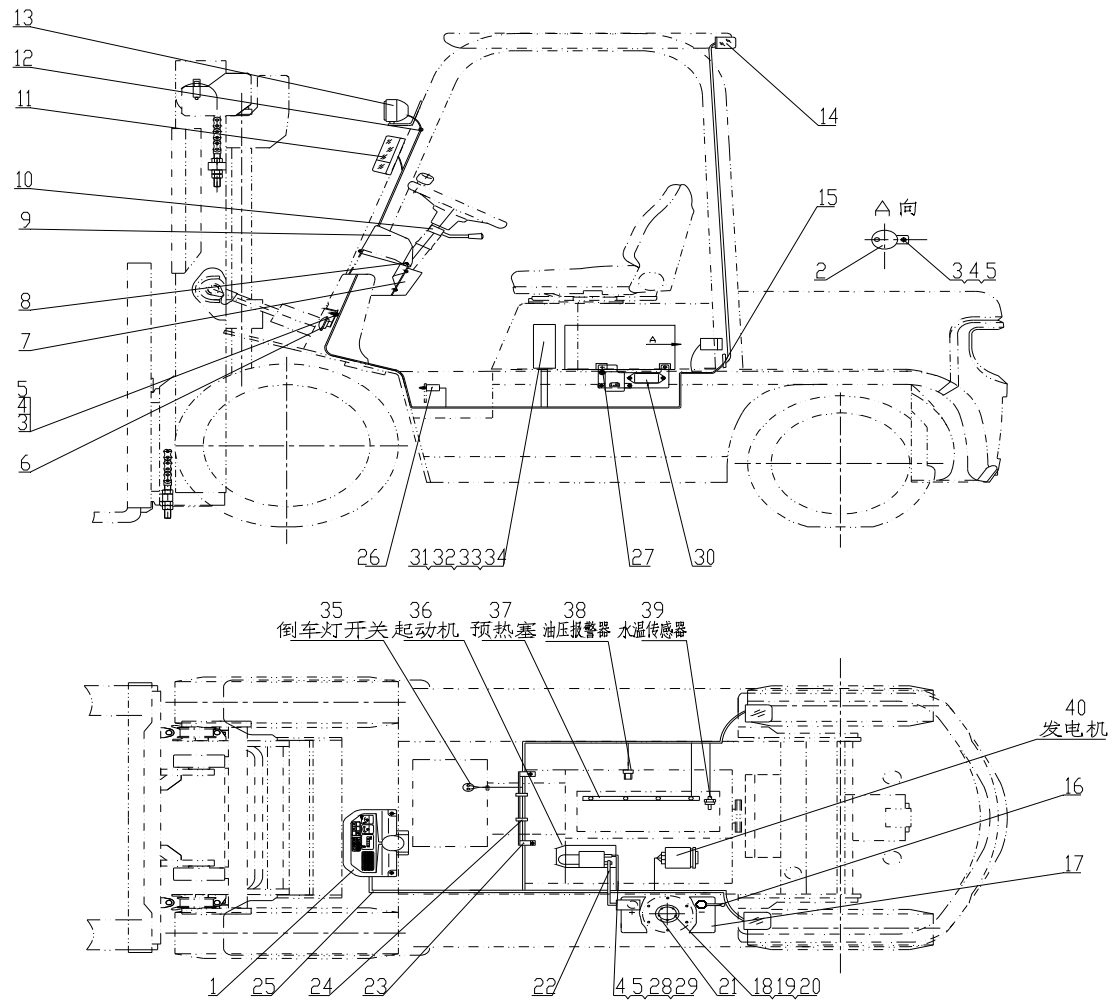
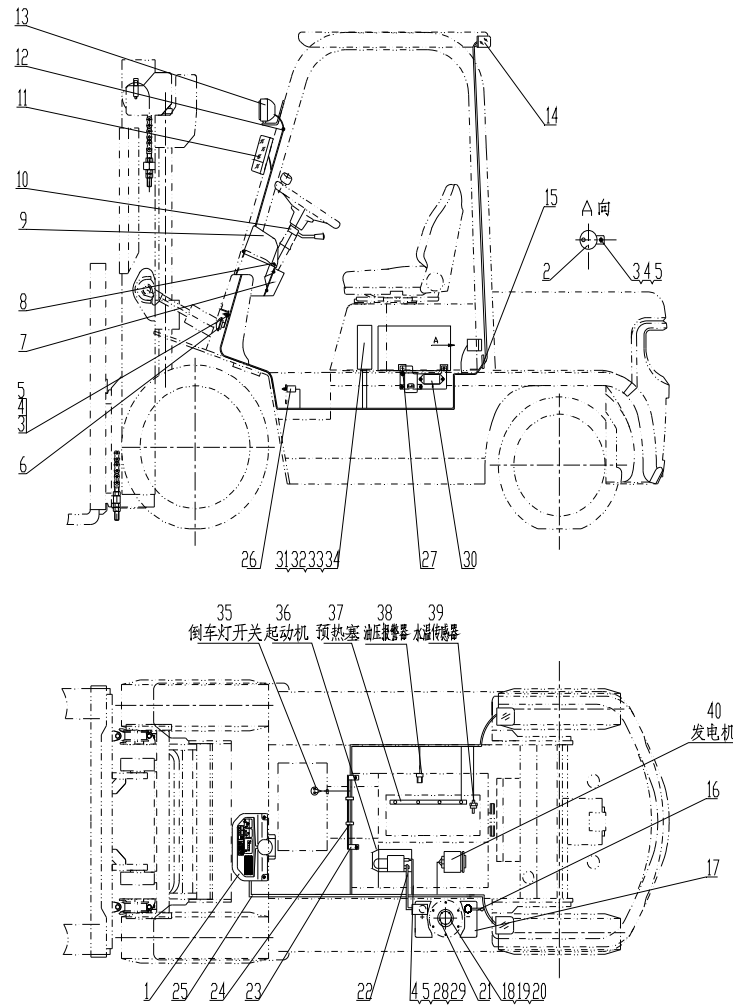


图 1-1 电气系统
Fig.1-1 Electrical system

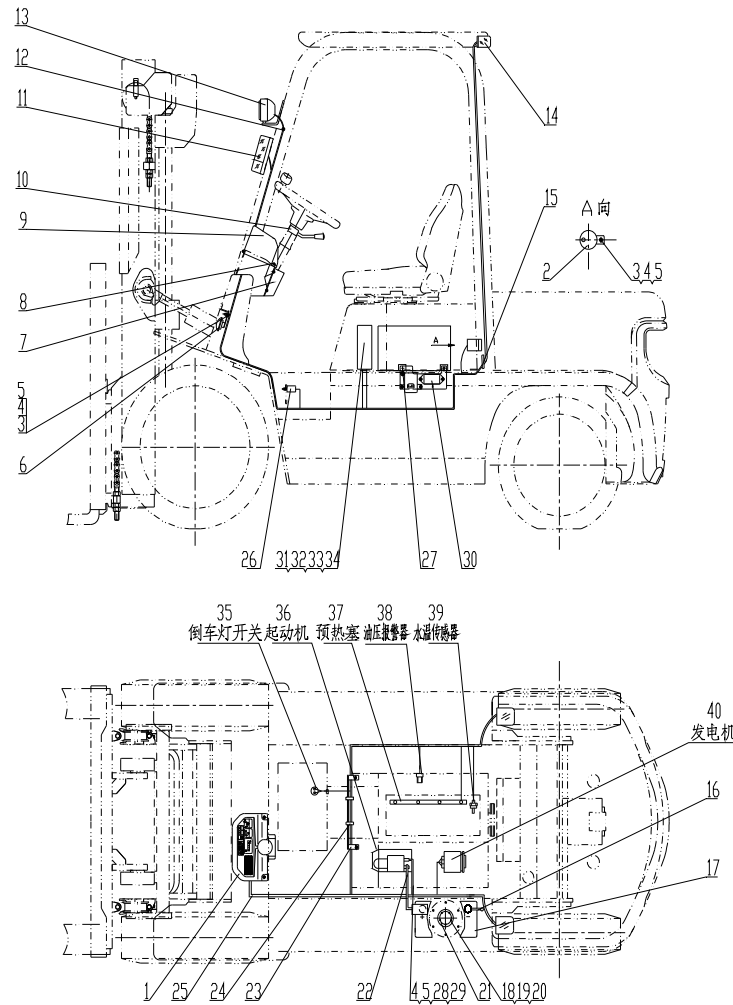
Ⓐ CPC10/15/18N-RG26 Ⓑ CPC10/15/18N-RG26-J



序号 Item	物料码 Part No.	名称 Description	数量 Qty	备注或适用车型 Remarks or Serial No.
1		仪表板总成 Instrument assy	1	见图 I See Fig. I
2	NC9717-700500-000	倒车蜂鸣器 Reversing Buzzer	1	
3	G0029P2-008016-00	螺栓M8×16 Bolt M8×16	2	
4	G000093-000008-00	垫圈 8 Washer 8	4	
5	G0097P1-000008-00	垫圈 8 Washer 8	4	
6	N163-700009-000	喇叭 Horn	1	见图 II See Fig. II
7	N163-700001-000	仪表板围板 Dashboard panels	1	
8	N163-420100-000	螺钉组件 Screw components	7	
9	ZD122×8-G00	扎带 Ties	2	
10	R950-705000-001	转向灯开关组件 directional control	1	≤2012-5-20
10	R963-705000-000	转向灯开关组件 directional control	1	≥2012-5-20
11	NC9717-750000-000	前小灯总成 Front lamp-assy, Side	1	见图 V See Fig. V
12	N163-700002-000	前灯线护套 Front lamp wire sheath	2	
13	NC9717-760000-000	前大灯总成 Front lamp-assy,Head	1	见图 V See Fig. V
14	NC9717-770000-000	后灯总成 Rear lamp-assy	1	见图VI See Fig.VI

图 1-1 电气系统
Fig.1-1 Electrical system

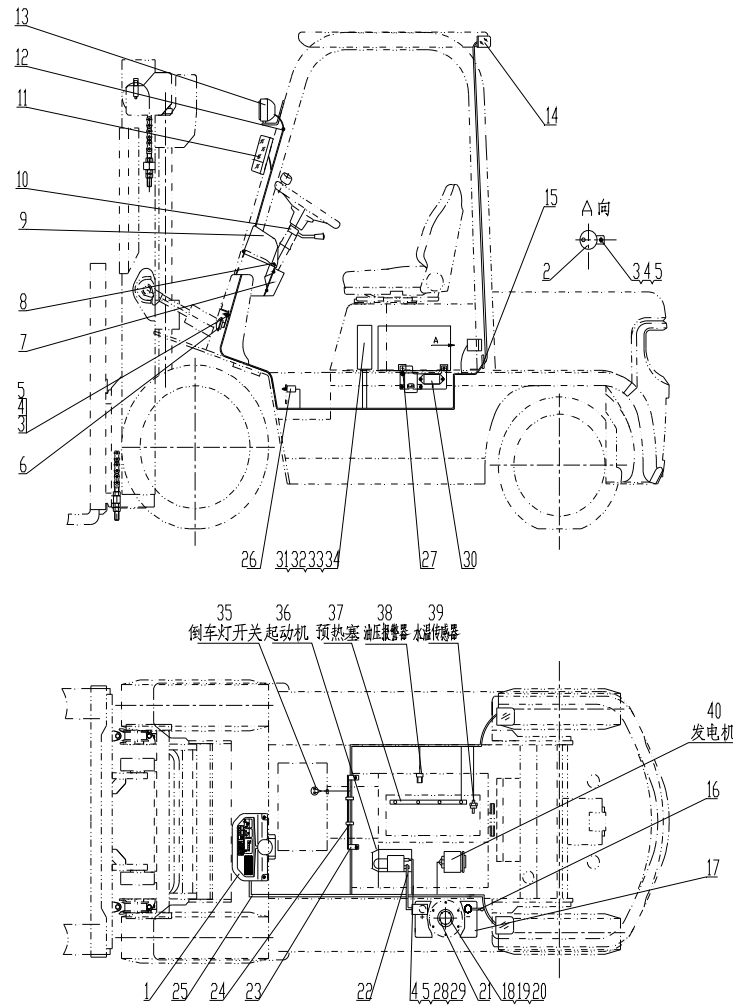
Ⓐ CPC10/15/18N-RG26 Ⓑ CPC10/15/18N-RG26-J



序号 Item	物料码 Part No.	名称 Description	数量 Qty	备注或适用车型 Remarks or Serial No.
15	R960-700005-001	后灯线护套 Rear lamp wire sheath	1	
16	N163-700200-820	蓄电池负极引线 Cable, Battery(-)	1	
17	R840-700001-000	少维护蓄电池 Battery, Low-Maintenance	1	12V 60Ah
18	G000093-000005-00	垫圈 5 Washer 5	5	
19	G0097P1-000005-00	垫圈 5 Washer 5	5	
20	G000067-005012-00	螺钉M5×12 Screw M5×12	5	
21	NC967-700400-000	油量传感器 Fuel sensor	1	
22	R960-703000-001	蓄电池正极引线 Cable, Battery(+)	1	≤2012-5-20
22	N150-700100-000	蓄电池正极引线 Cable, Battery(+)	1	≥2012-5-20
23	N150-701000-000	主线束固定支架Support, Main wire-harness	1	
24	PKD-150-G00	捆线带 Line bundle with	2	
25	R950-710000-001	车身主线束 Main wire-harness	1	≤2012-5-20
25	R950-710000-002	车身主线束 Main wire-harness	1	Export forklift,2012-05-20≤ Item 25≤2013-01-01 出口叉车
25	R950-710001-W02	车身主线束 Main wire-harness	1	国内叉车,2012-05-20 ≤ Item 25≤2013-01-01
25	R950-710000-003	车身主线束 Main wire-harness	1	出口叉车 Export forklift ≥2013-01-01

图 1-1 电气系统
Fig.1-1 Electrical system

Ⓐ CPC10/15/18N-RG26 Ⓑ CPC10/15/18N-RG26-J



序号 Item	物料码 Part No.	名称 Description	数量 Qty	备注或适用车型 Remarks or Serial No.
25	R950-710001-W03	车身主线束 Main wire-harness	1	国内叉车 ≥2013-01-01
26	NC9717-700600-000	制动灯开关 Brake lamp switch	1	
27	YD101-G00	预热定时器 12V Warm-up timer 12V	1	
28	R960-700300-820	起动机接地线 Ground wire, Starter	1	
29	G005783-008016-00	螺栓 M8×16 Bolt M8×16	1	
30	R960-702000-001	电器板总成 Electrical panel assy	1	≤2012-5-20
30	R960-701400-001	电压调节器 Voltage regulator	1	≥2012-5-20
31	G000070-006030-00	螺钉 M6×30 Screw M6×30	4	
32	G000093-000006-00	垫圈 6 Washer 6	4	
33	R950-704000-001	控制盒 Control box	1	见图IV See Fig.IV
34	G0097P1-000006-00	垫圈 6 Washer 6	4	
35		倒车灯开关 Reversing light switch	1	变速箱配 ≤2013-01-01 变
		倒车灯开关 Reversing light switch	2	变速箱配 ≥2013-01-01 变
36		起动机 Starter	1	发动机配 Supply by engine
37		预热塞 Glow plug	1	发动机配 Supply by engine

图 1-2 电气系统
Fig.1-2 Electrical system

ⓑ CPCD10/15/18N-RG26

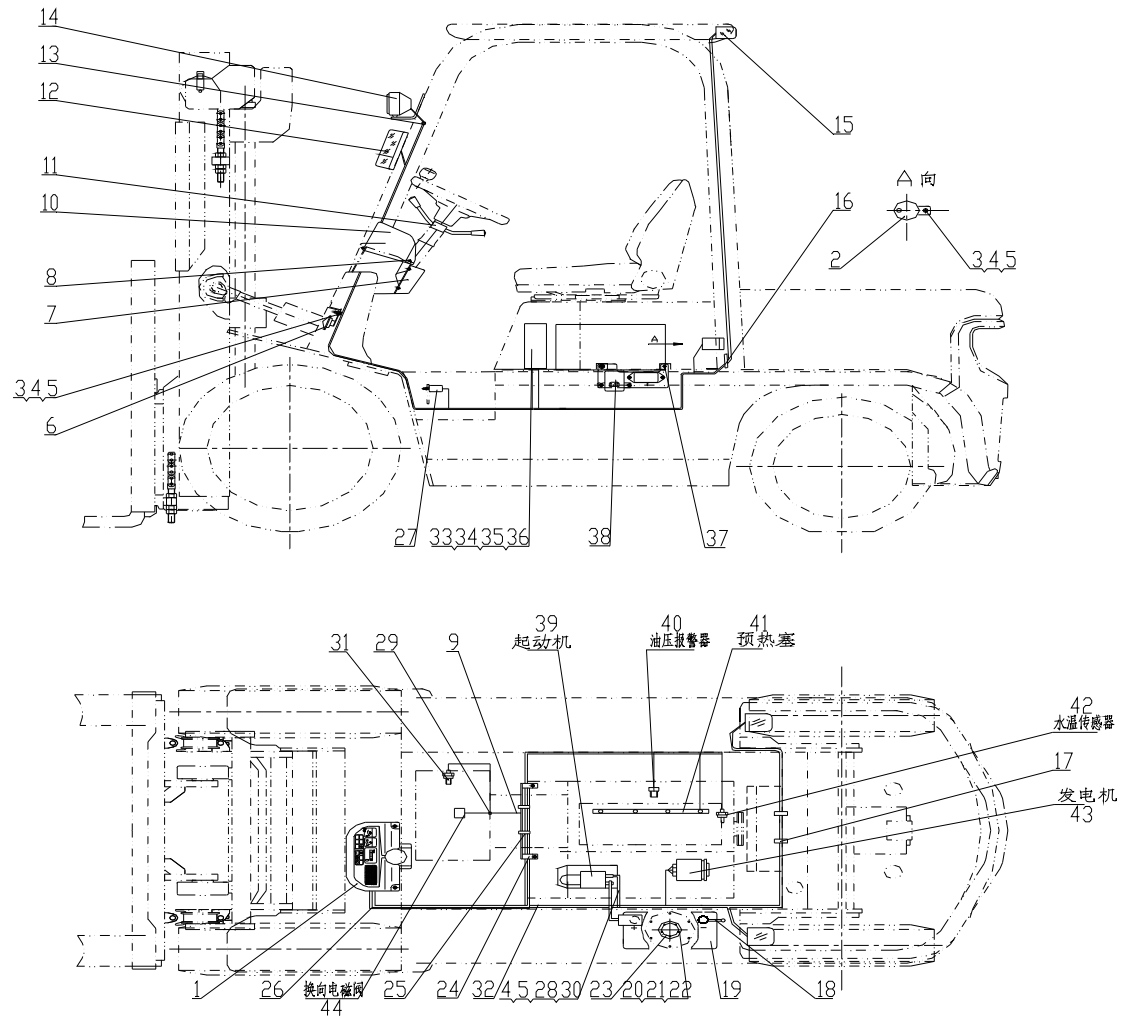
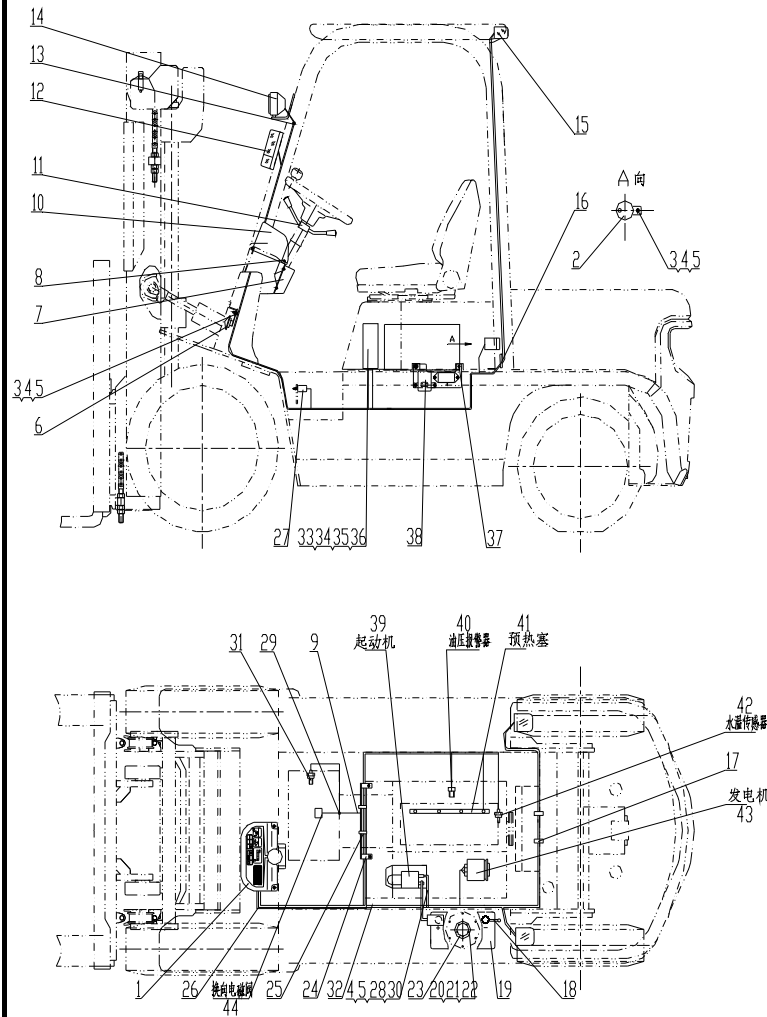


图 1-2 电气系统
Fig.1-2 Electrical system

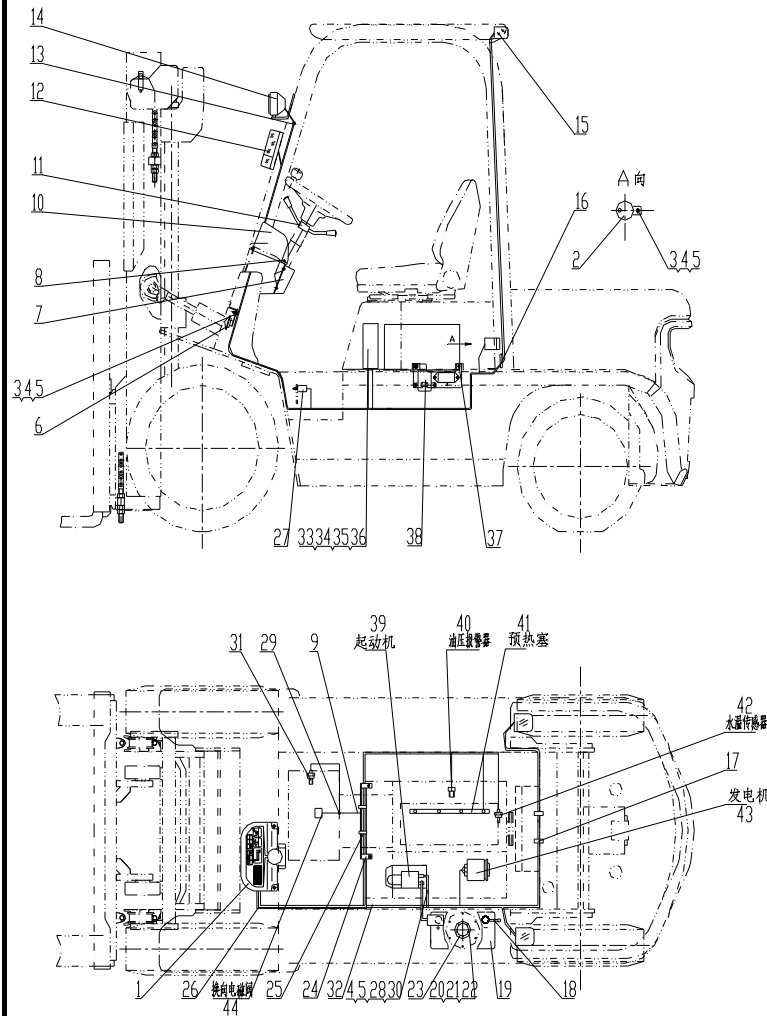
Ⓑ CPCD10/15/18N-RG26



序号 Item	物料码 Part No.	名称 Description	数量 Qty	备注或适用车型 Remarks or Serial No.
1		仪表板总成 Instrument assy	1	见图 I See Fig. I
2	NC9717-700500-000	倒车蜂鸣器 Reversing Buzzer	1	
3	G0029P2-008016-00	螺栓M8×16 Bolt M8×16	2	
4	G000093-000008-00	垫圈 8 Washer 8	4	
5	G0097P1-000008-00	垫圈 8 Washer 8	4	
6	N163-700009-000	喇叭 Horn	1	见图 II See Fig. II
7	N163-700001-000	仪表板围板 Dashboard panels	1	
8	N163-420100-000	螺钉组件 Screw components	7	
9	NC9717-700100-000	国产传动连接线 Transmission box cable	1	≤2012-5-20
10	ZD122×8-G00	扎带 Ties	2	
11		组合开关 Combination Switch assy	1	见图 VII See Fig. VII
12	NC9717-750000-000	前小灯总成 Front lamp-assy, Side	1	见图 V See Fig. V
13	N163-700002-000	前灯线护套 Front lamp wire sheath	2	
14	NC9717-760000-000	前大灯总成 Front lamp-assy, Head	1	见图 V See Fig. V
15	NC9717-770000-000	后灯总成 Rear lamp-assy	1	见图 VI See Fig. VI

图 1-2 电气系统
Fig.1-2 Electrical system

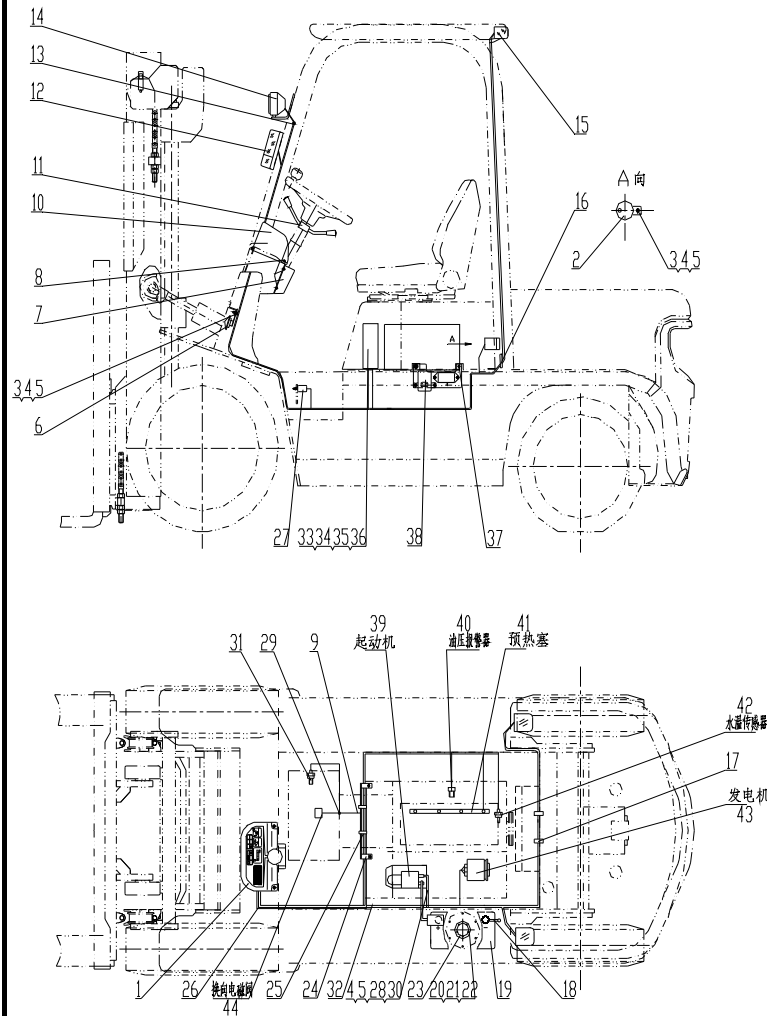
Ⓑ CPCD10/15/18N-RG26



序号 Item	物料码 Part No.	名称 Description	数量 Qty	备注或适用车型 Remarks or Serial No.
16	R960-700005-001	后灯线护套 Rear lamp wire sheath	1	
17	ZDG115x8-G00	扎带 Ties	2	
18	N163-700200-820	蓄电池负极引线 Cable, Battery(-)	1	
19	R840-700001-000	少维护蓄电池 Battery, Low-Maintenance	1	12V 60Ah
20	G000093-000005-00	垫圈 5 Washer 5	5	
21	G000067-005012-00	螺钉M5×12 Screw M5×12	5	
22	G0097P1-000005-00	垫圈 5 Washer 5	5	
23	NC967-700400-000	油量传感器 Fuel sensor	1	
24	N160-701000-000	主线束固定支架Support, Main wire-harness	1	
25	PKD-150-G00	捆线带 Line bundle with	2	
26	R960-710000-001	车身主线束 Main wire-harness	1	≤2012-5-20
26	R960-710000-002	车身主线束 Main wire-harness	1	出口叉车 Export forklift ≥2012-5-20
26	R960-710001-W02	车身主线束 Main wire-harness	1	国内叉车 ≥2012-5-20
27	NC9717-700600-000	制动灯开关 Brake lamp switch	1	
28	R960-700300-820	起动机接地线 Ground wire,Starter	1	

图 1-2 电气系统
Fig.1-2 Electrical system

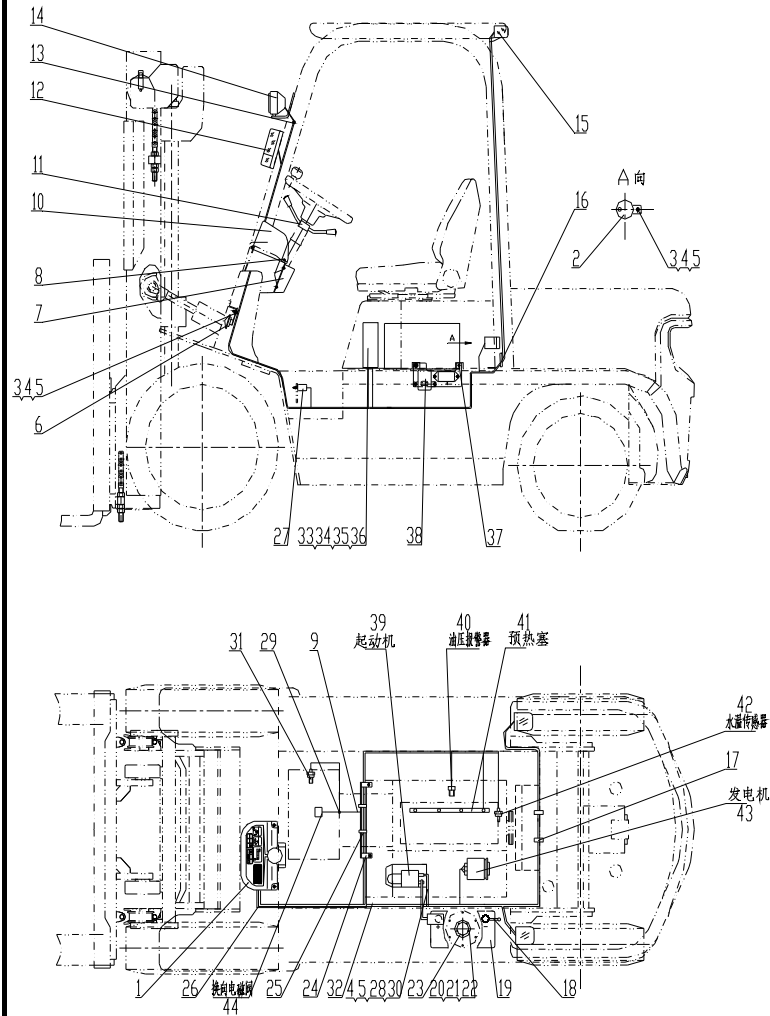
Ⓑ CPCD10/15/18N-RG26



序号 Item	物料码 Part No.	名称 Description	数量 Qty	备注或适用车型 Remarks or Serial No.
29	R960-700001-000	导线夹片 Wire Clip	1	
30	G005783-008016-00	螺栓 M8×16 Bolt M8×16	1	
31	NC9717-700300-000	油温报警器 Fuel temp alarm	1	
32	R960-703000-001	蓄电池正极引线 Cable, Battery(+)	1	≤2012-5-20
32	N150-700100-000	蓄电池正极引线 Cable, Battery(+)	1	≥2012-5-20
33	G000070-006030-00	螺钉 M6×30 Screw M6×30	4	
34	G0097P1-000006-00	垫圈 6 Washer 6	4	
35	G000093-000006-00	垫圈 6 Washer 6	4	
36	R9717-704000-000	控制盒 Control box	1	见图III See Fig.III
37	R960-701400-001	电压调节器 Voltage regulator	1	
38	R960-702000-001	电器板总成 Electrical panel assy	1	≤2012-5-20
38	YD101-G00	预热定时器 12V Warm-up timer 12V	1	≥2012-5-20
39		起动机 Starter	1	发动机配 Supply by engine
40		油压报警器 Hydraulic Oil alarm	1	发动机配 Supply by engine
41		预热塞 Glow plug	1	发动机配 Supply by engine

图 1-2 电气系统
Fig.1-2 Electrical system

Ⓑ CPCD10/15/18N-RG26



序号 Item	物料码 Part No.	名称 Description	数量 Qty	备注或适用车型 Remarks or Serial No.
42		水温传感器 Water temp sensor	1	发动机配 Supply by engine
43		发电机 Alternator	1	发动机配 Supply by engine
44		Electromagnetic reversing valves 电磁换向阀	1	变速箱配 Supply by transmission box

图 2-1 电气系统
Fig.2-1 Electrical system

©C1 CPC10/15/18N-RW10

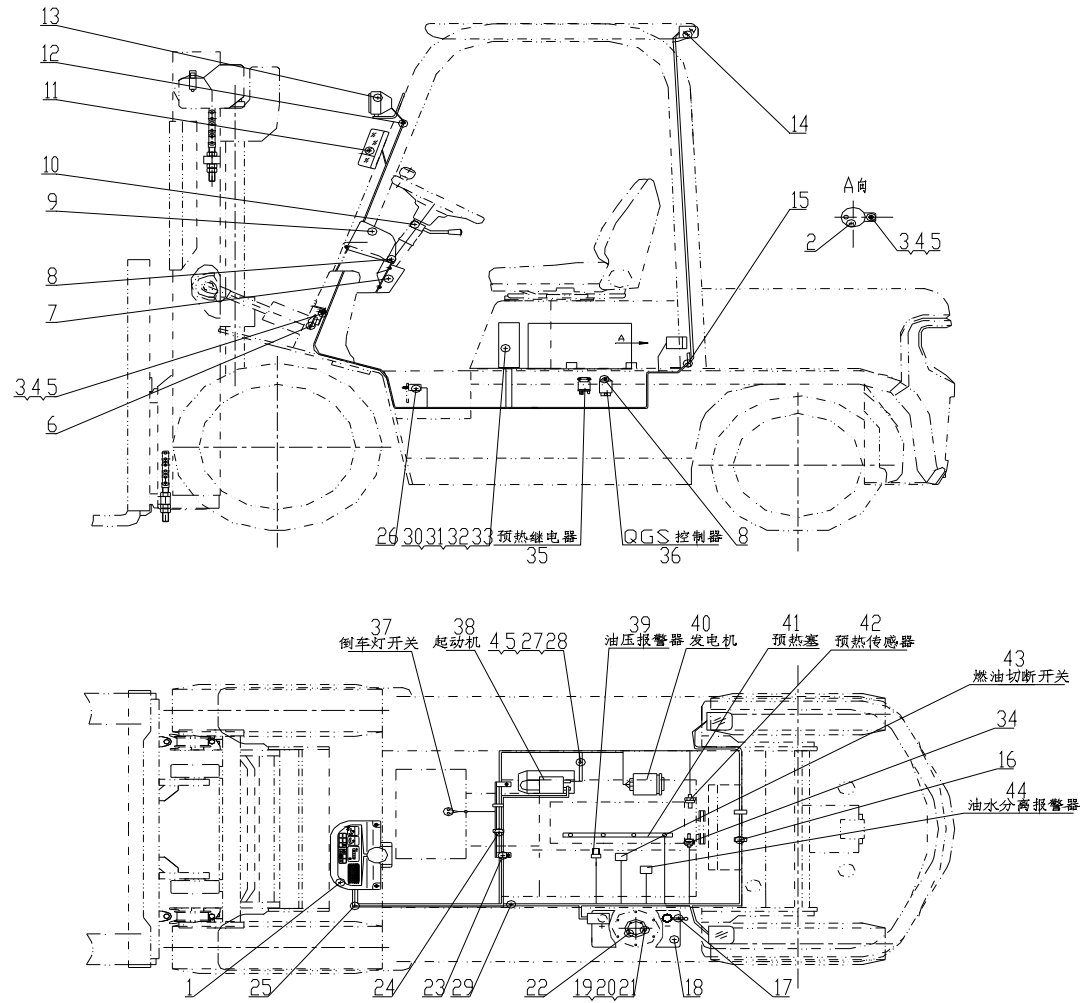
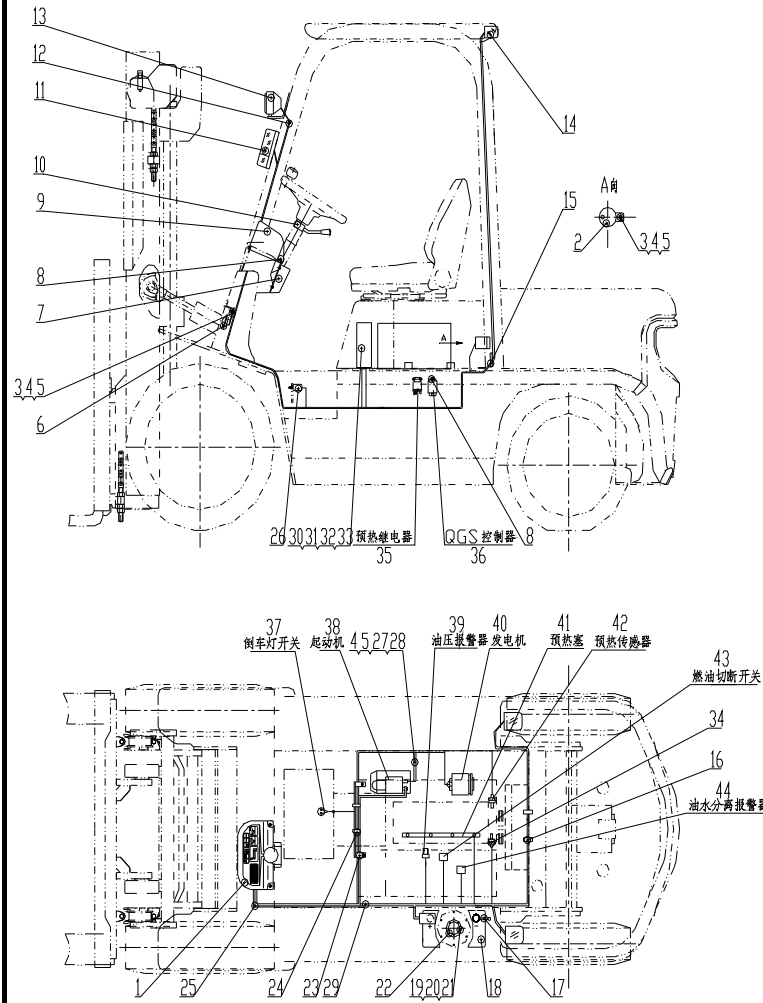


图 2-1 电气系统
Fig.2-1 Electrical system

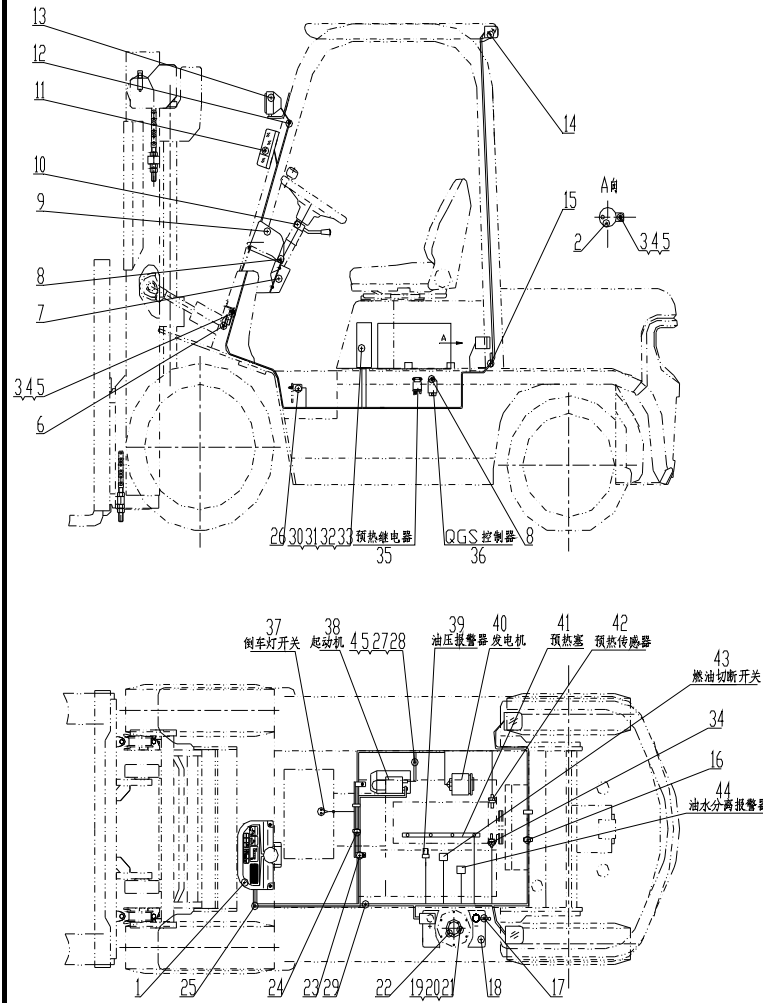
©CPC10/15/18N-RW10



序号 Item	物料码 Part No.	名称 Description	数量 Qty	备注或适用车型 Remarks or Serial No.
1		仪表板总成 Instrument assy	1	见图 I See Fig. I
2	NC9717-700500-000	倒车蜂鸣器 Reversing Buzzer	1	
3	G0029P2-008016-00	螺栓M8×16 Bolt M8×16	2	
4	G000093-000008-00	垫圈 8 Washer 8	4	
5	G0097P1-000008-00	垫圈 8 Washer 8	4	
6	N163-700009-000	喇叭 Horn	1	见图 II See Fig. II
7	N163-700001-000	仪表板围板 Dashboard panels	1	
8	N163-420100-000	螺钉组件 Screw components	7	
9	ZD122x8-G00	扎带 Ties	2	
10	R950-705000-001	转向灯开关组件 directional control	1	≤2012-5-20
10	R963-705000-000	转向灯开关组件 directional control	1	≥2012-5-20
11	NC9717-750000-000	前小灯总成 Front lamp-assy, Side	1	见图 V See Fig. V
12	N163-700002-000	前灯线护套 Front lamp wire sheath	2	
13	NC9717-760000-000	前大灯总成 Front lamp-assy, Head	1	见图 V See Fig. V
14	NC9717-770000-000	后灯总成 Rear lamp-assy	1	见图 VI See Fig. VI

图 2-1 电气系统
Fig.2-1 Electrical system

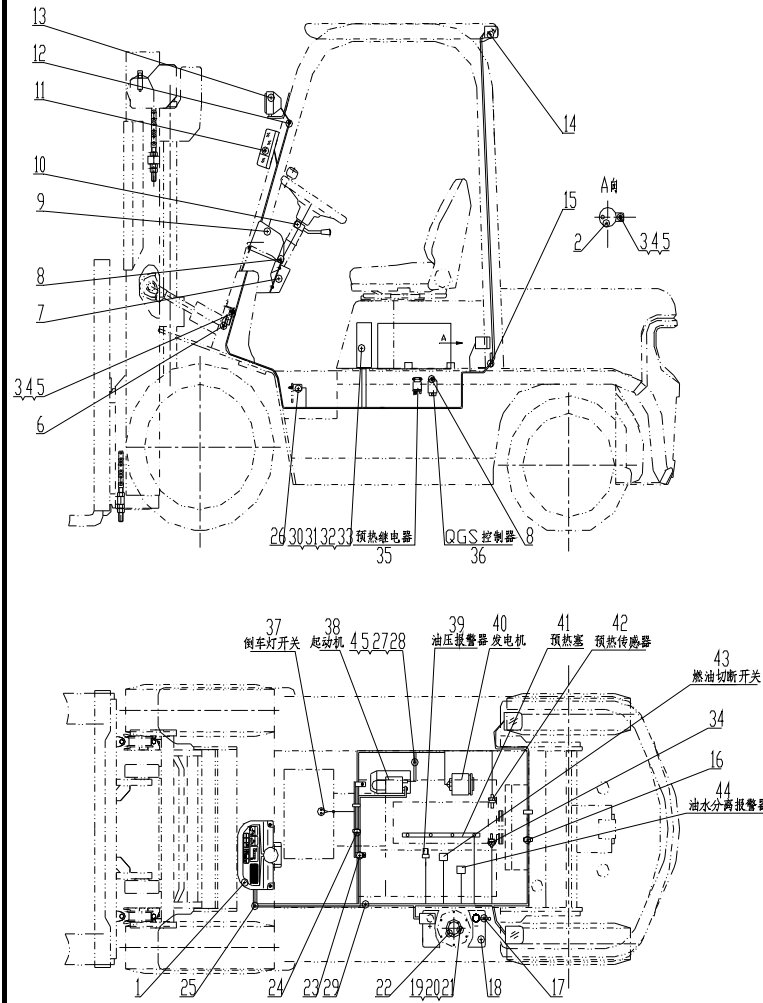
© CPC10/15/18N-RW10



序号 Item	物料码 Part No.	名称 Description	数量 Qty	备注或适用车型 Remarks or Serial No.
15	R960-700005-001	后灯线护套 Rear lamp wire sheath	1	
16	ZDG115x8-G00	扎带 Ties	2	
17	N163-700200-820	蓄电池负极引线 Cable, Battery(-)	1	
18	R840-700001-000	少维护蓄电池 Battery, Low-Maintenance	1	12V 60Ah
19	G000093-000005-00	垫圈 5 Washer 5	5	
20	G000067-005012-00	螺钉M5×12 Screw M5×12	5	
21	G0097P1-000005-00	垫圈 5 Washer 5	5	
22	NC967-700400-000	油量传感器 Fuel sensor	1	
23	R962-701000-000	主线束固定支架Support, Main wire-harness	1	
24	PKD-150-G00	捆线带 Line bundle with	2	
25	R957-710000-001	车身主线束 Main wire-harness	1	≤2012-5-20
25	R957-710000-002	车身主线束 Main wire-harness	1	Export forklift,2012-05-20≤ Item 25≤2013-01-01 出口叉车
25	R957-710001-W02	车身主线束 Main wire-harness	1	国内叉车,2012-05-20 ≤ Item 25≤2013-01-01
25	R957-710000-003	车身主线束 Main wire-harness	1	出口叉车 Export forklift ≥2013-01-01
25	R957-710001-W03	车身主线束 Main wire-harness	1	国内叉车 ≥2013-01-01

图 2-1 电气系统
Fig.2-1 Electrical system

© CPC10/15/18N-RW10



序号 Item	物料码 Part No.	名称 Description	数量 Qty	备注或适用车型 Remarks or Serial No.
26	NC9717-700600-000	制动灯开关 Brake lamp switch	1	
27	R960-700300-820	起动机接地线 Ground wire, Starter	1	
28	G005783-008016-00	螺栓 M8×16 Bolt M8×16	1	
29	NC9321-703000-000	蓄电池正极引线 Cable, Battery(+)	1	
30	G000070-006030-00	螺钉 M6×30 Screw M6×30	4	
31	G0097P1-000006-00	垫圈 6 Washer 6	4	
32	G000093-000006-00	垫圈 6 Washer 6	4	
33	R950-704000-001	控制盒 Control box	1	见图IV See Fig.IV
34	NC9321-700006-001	水温传感器 Water temp sensor	1	
35	8942481610	预热继电器 Preheat relay	1	发动机配 Supply by engine
36	8970405010	QGS控制器 QGS Controller	1	发动机配 Supply by engine
37		倒车灯开关 Reversing light switch	1	Supply by transmission box 变 速箱配 ≤2013-01-01
		倒车灯开关 Reversing light switch	2	Supply by transmission box 变 速箱配 ≥2013-01-01
38		起动机 Starter	1	发动机配 Supply by engine
39		油压报警器 Hydraulic Oil alarm	1	发动机配 Supply by engine

图 2-1 电气系统
Fig.2-1 Electrical system

© CPC10/15/18N-RW10

序号 Item	物料码 Part No.	名称 Description	数量 Qty	备注或适用车型 Remarks or Serial No.
		发电机 Alternator	1	发动机配 Supply by engine
		预热塞 Glow plug	1	发动机配 Supply by engine
		预热传感器 Preheating sensor	1	发动机配 Supply by engine
		燃油切断开关 Fuel disconnecting switch	1	发动机配 Supply by engine
		油水分离报警 Water-oil separation alarm	1	发动机配 Supply by engine

图 2-2 电气系统
Fig.2-2 Electrical system

Ⓛ1 CPCD10/15/18N-RW10

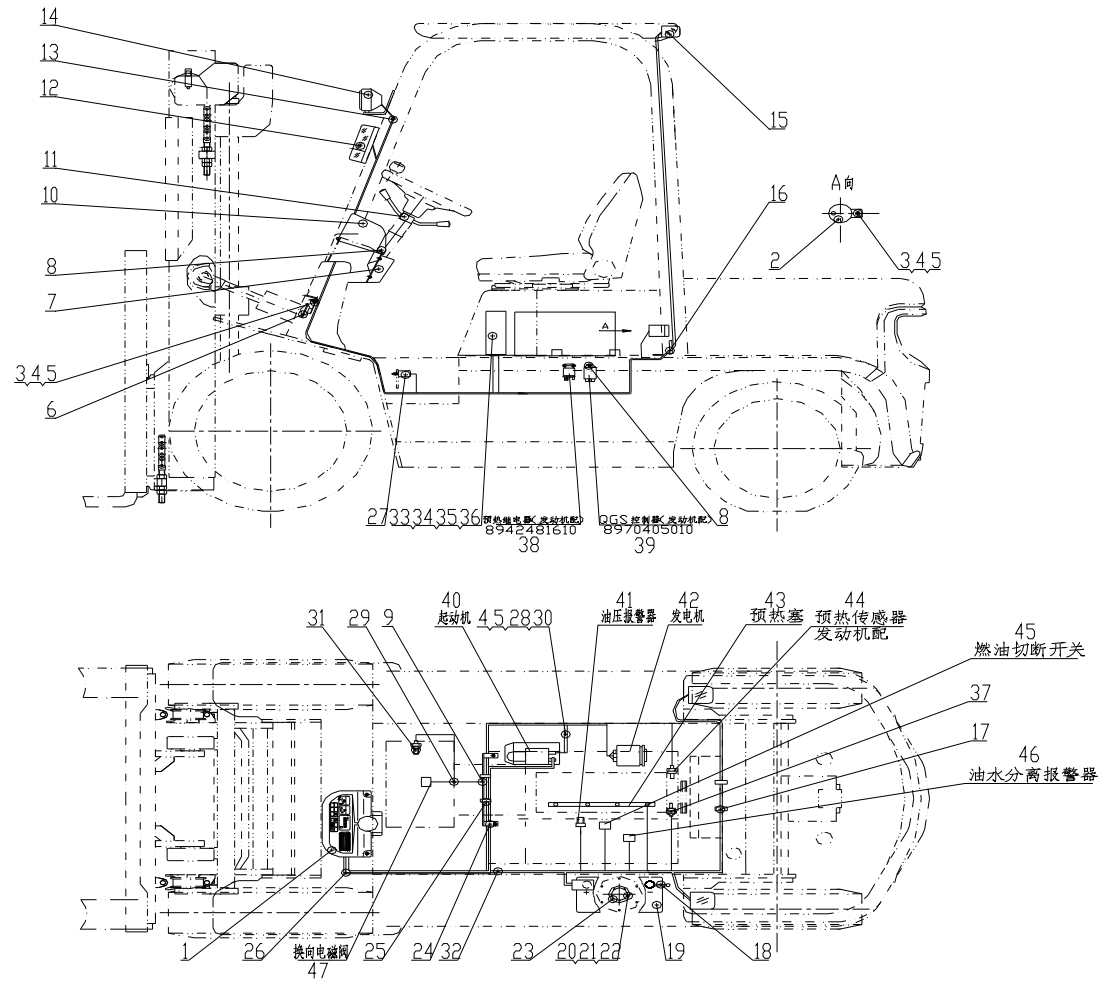
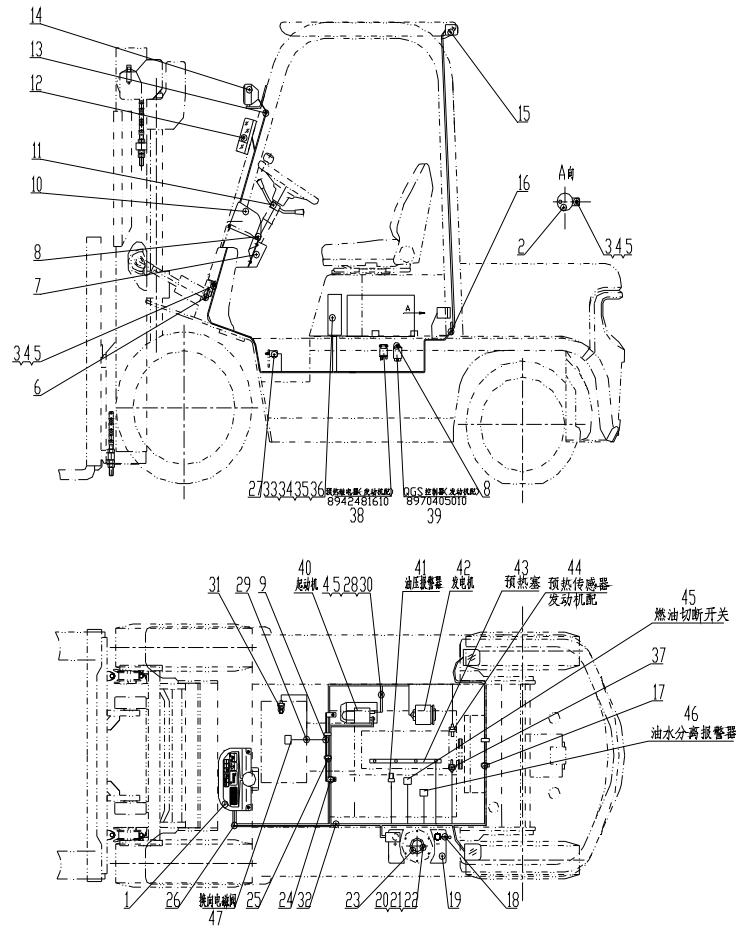


图 2-2 电气系统
Fig.2-2 Electrical system

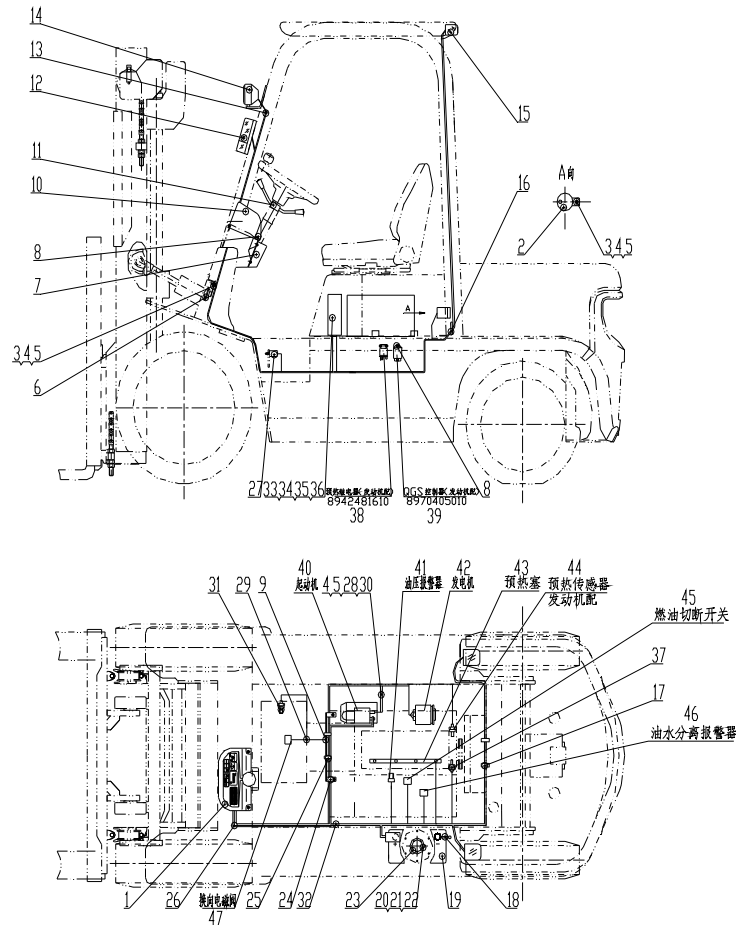
① CPCD10/15/18N-RW10



序号 Item	物料码 Part No.	名称 Description	数量 Qty	备注或适用车型 Remarks or Serial No.
1		仪表板总成 Instrument assy	1	见图 I See Fig. I
2	NC9717-700500-000	倒车蜂鸣器 Reversing Buzzer	1	
3	G0029P2-008016-00	螺栓M8×16 Bolt M8×16	2	
4	G000093-000008-00	垫圈 8 Washer 8	4	
5	G0097P1-000008-00	垫圈 8 Washer 8	4	
6	N163-700009-000	喇叭 Horn	1	见图 II See Fig. II
7	N163-700001-000	仪表板围板 Dashboard panels	1	
8	N163-420100-000	螺钉组件 Screw components	7	
9	NC9717-700100-000	国产传动连接线 Transmission box cable	1	≤2012-5-20
10	ZD122x8-G00	扎带 Ties	2	
11		组合开关 Combination Switch assy	1	见图 VII See Fig. VII
12	NC9717-750000-000	前小灯总成 Front lamp-assy, Side	1	见图 V See Fig. V
13	N163-700002-000	前灯线护套 Front lamp wire sheath	2	
14	NC9717-760000-000	前大灯总成 Front lamp-assy, Head	1	见图 V See Fig. V
15	NC9717-770000-000	后灯总成 Rear lamp-assy	1	见图 VI See Fig. VI

图 2-2 电气系统
Fig.2-2 Electrical system

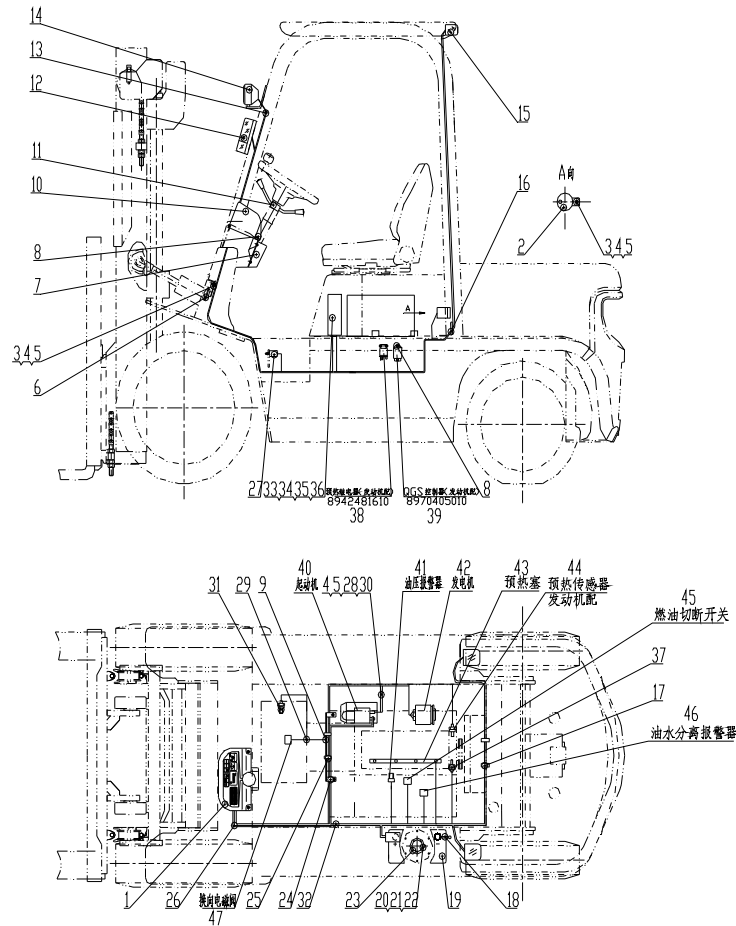
① CPCD10/15/18N-RW10



序号 Item	物料码 Part No.	名称 Description	数量 Qty	备注或适用车型 Remarks or Serial No.
16	R960-700005-001	后灯线护套 Rear lamp wire sheath	1	
17	ZDG115x8-G00	扎带 Ties	2	
18	N163-700200-820	蓄电池负极引线 Cable, Battery(-)	1	
19	R840-700001-000	少维护蓄电池 Battery, Low-Maintenance	1	12V 60Ah
20	G000093-000005-00	垫圈 5 Washer 5	5	
21	G000067-005012-00	螺钉M5×12 Screw M5×12	5	
22	G0097P1-000005-00	垫圈 5 Washer 5	5	
23	NC967-700400-000	油量传感器 Fuel sensor	1	
24	R962-701000-000	主线束固定支架Support, Main wire-harness	1	
25	PKD-150-G00	捆线带 Line bundle with	2	
26	NC967-710000-000	车身主线束 Main wire-harness	1	≤2012-5-20
26	NC967-710000-002	车身主线束 Main wire-harness	1	出口叉车 Export forklift ≥2012-5-20
26	NC967-710001-W02	车身主线束 Main wire-harness	1	国内叉车 ≥2012-5-20
27	NC9717-700600-000	制动灯开关 Brake lamp switch	1	
28	R960-700300-820	起动机接地线 Ground wire,Starter	1	

图 2-2 电气系统
Fig.2-2 Electrical system

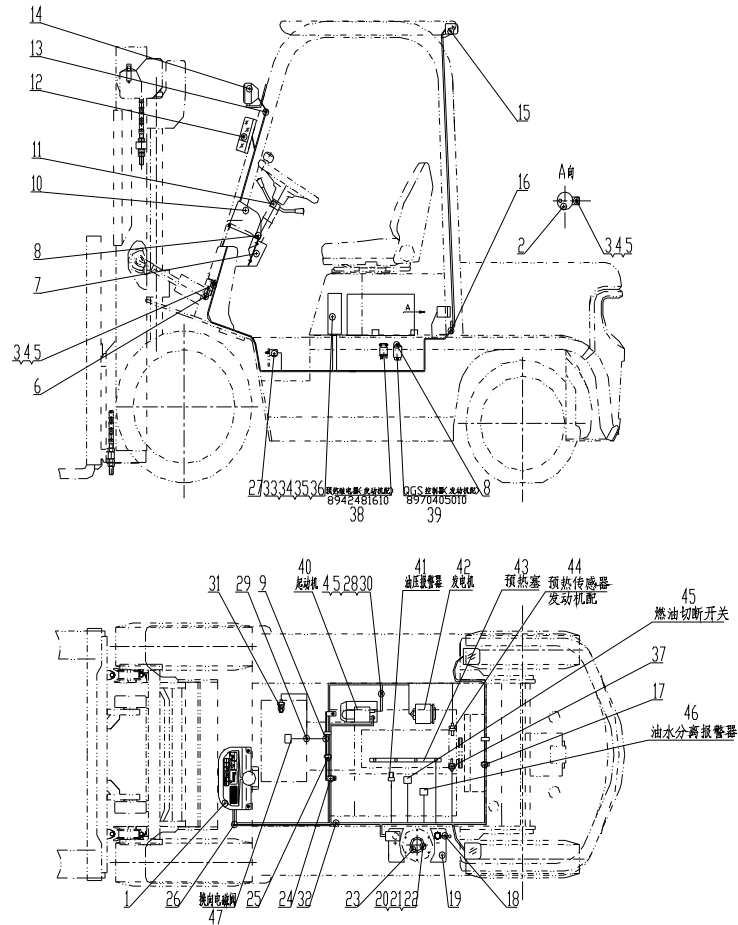
Ⓛ1 CPCD10/15/18N-RW10



序号 Item	物料码 Part No.	名称 Description	数量 Qty	备注或适用车型 Remarks or Serial No.
29	R960-700001-000	导线夹片 Wire Clip	1	
30	G005783-008016-00	螺栓 M8×16 Bolt M8×16	1	
31	NC9717-700300-000	油温报警器 Fuel temp alarm	1	
32	NC9321-703000-000	蓄电池正极引线 Cable, Battery(+)	1	≤2012-5-20
32	N152-700100-000	蓄电池正极引线 Cable, Battery(+)	1	≥2012-5-20
33	G000070-006030-00	螺钉 M6×30 Screw M6×30	4	
34	G0097P1-000006-00	垫圈 6 Washer 6	4	
35	G000093-000006-00	垫圈 6 Washer 6	4	
36	R9717-704000-000	控制盒 Control box	1	见图III See Fig.III
37	NC9321-700006-001	水温传感器 Water temp sensor	1	
38	8942481610	预热继电器 Preheat relay	1	发动机配 Supply by engine
39	8970405010	QGS控制器 QGS Controller	1	发动机配 Supply by engine
40		起动机 Starter	1	发动机配 Supply by engine
41		油压报警器 Hydraulic Oil alarm	1	发动机配 Supply by engine
42		发电机 Alternator	1	发动机配 Supply by engine

图 2-2 电气系统
Fig.2-2 Electrical system

Ⓛ1 CPCD10/15/18N-RW10



序号 Item	物料码 Part No.	名称 Description	数量 Qty	备注或适用车型 Remarks or Serial No.
43		预热塞 Glow plug	1	发动机配 Supply by engine
44		预热传感器 Preheating sensor	1	发动机配 Supply by engine
45		燃油切断开关 Fuel disconnecting switch	1	发动机配 Supply by engine
46		油水分离报警 Water-oil separation alarm	1	发动机配 Supply by engine
47		Electromagnetic reversing valves 电磁换向阀	1	变速箱配 Supply by transmission box

图3 电气系统
Fig. 3 Electrical system

Ⓣ CPQD10/15/18N-RW21 Ⓣ CPQD15/18N-RW21-Y

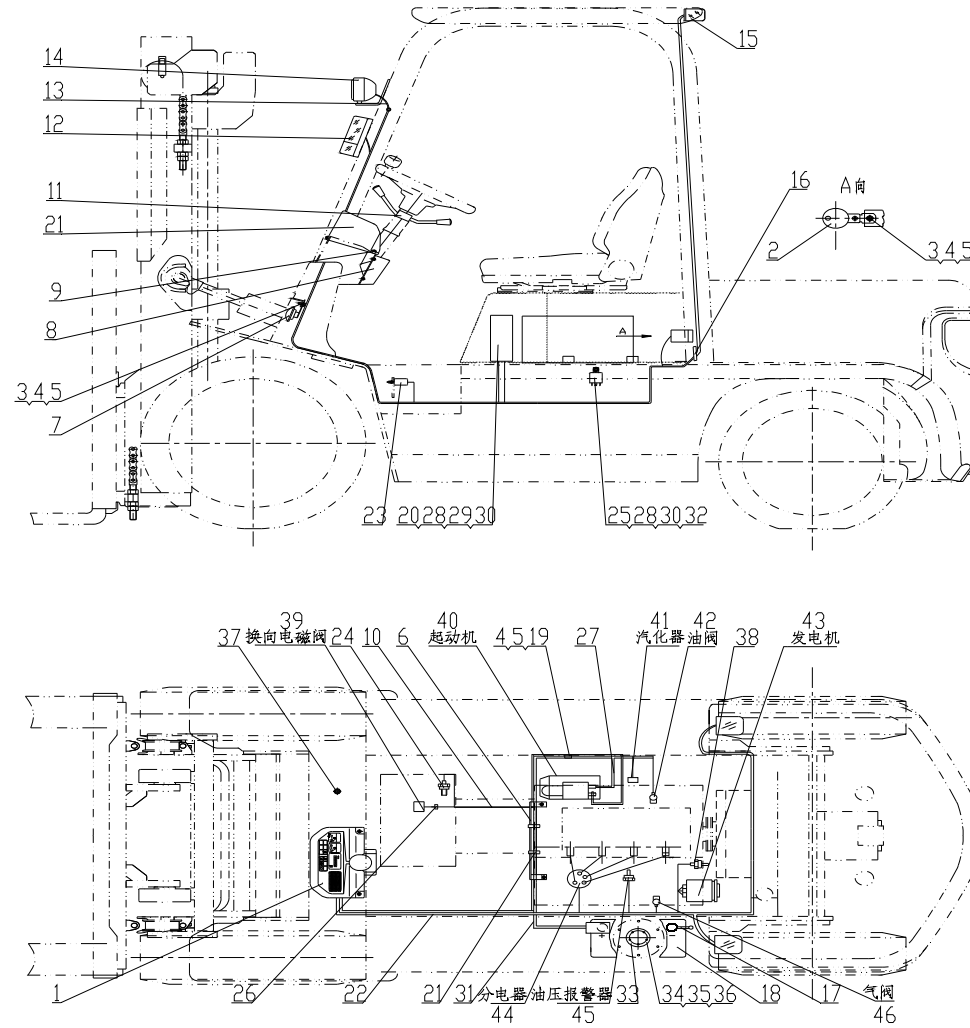
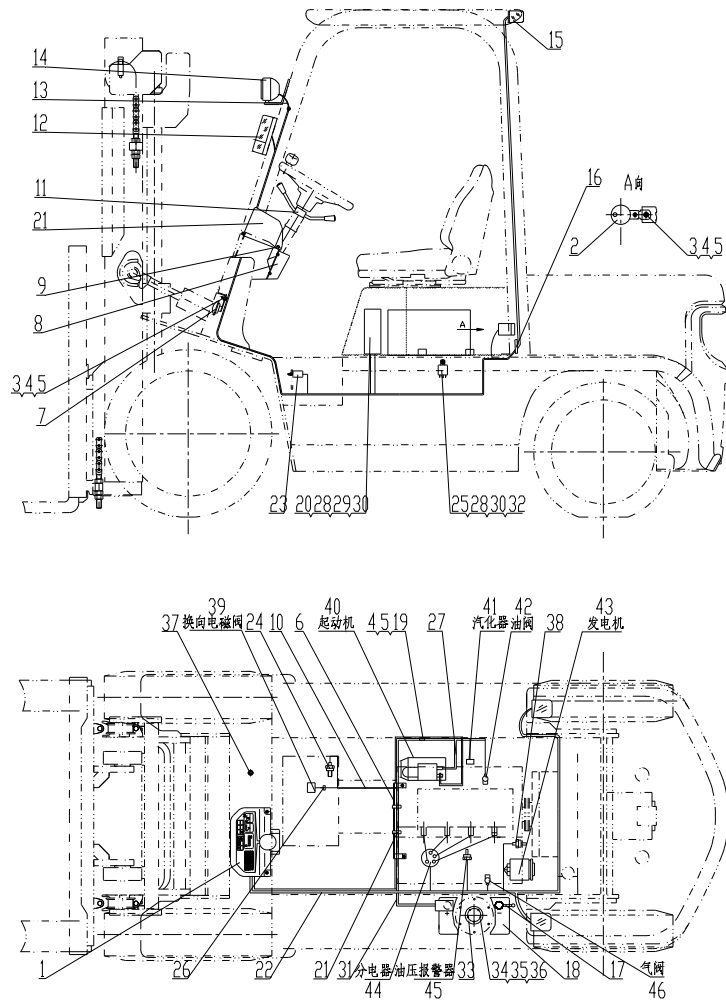


图3 电气系统
Fig. 3 Electrical system

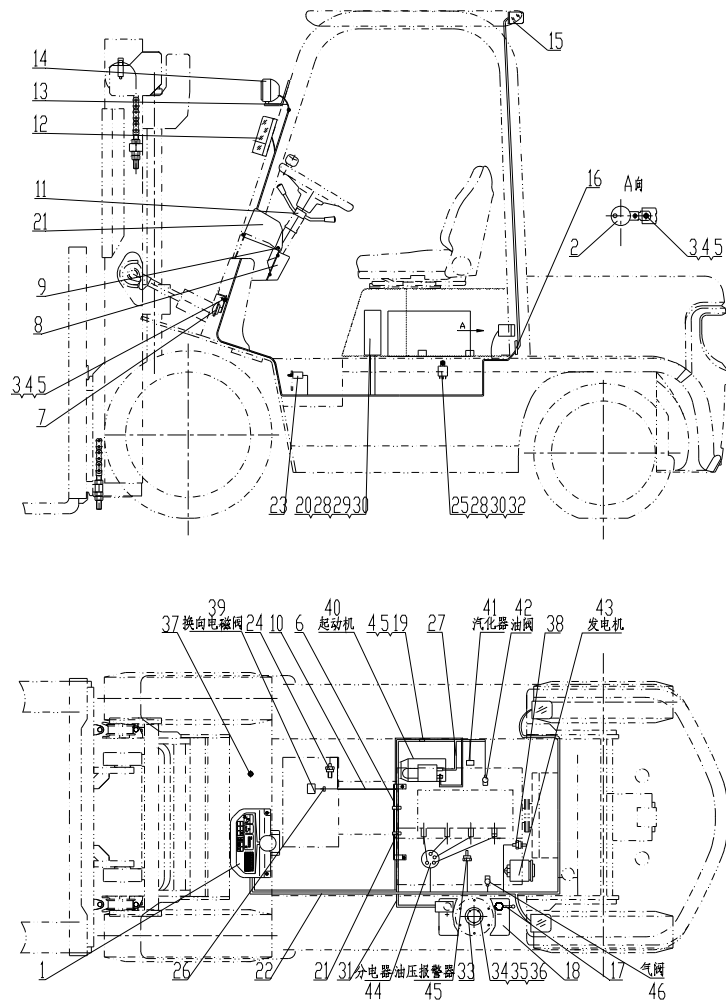
Ⓕ CPQD10/15/18N-RW21 Ⓞ1 CPQD15/18N-RW21-Y



序号 Item	物料码 Part No.	名称 Description	数量 Qty	备注或适用车型 Remarks or Serial No.
1		仪表板总成 Instrument assy	1	见图 I See Fig. I
2	NC9717-700500-000	倒车蜂鸣器 Reversing Buzzer	1	
3	G0029P2-008016-00	螺栓M8×16 Bolt M8×16	2	
4	G000093-000008-00	垫圈 8 Washer 8	4	
5	G0097P1-000008-00	垫圈 8 Washer 8	4	
6	R962-701000-000	主线束固定支架Support, Main wire-harness	1	
7	N163-700009-000	喇叭 Horn	1	见图 II See Fig. II
8	N163-700001-000	仪表板围板 Dashboard panels	1	
9	N163-420100-000	螺钉组件 Screw components	7	
10	NC9717-700100-000	国产传动连接线 Transmission box cable	1	≤2012-5-20
11		组合开关 Combination Switch assy	1	见图 VII See Fig. VII
12	NC9717-750000-000	前小灯总成 Front lamp-assy, Side	1	见图 V See Fig. V
13	N163-700002-000	前灯线护套 Front lamp wire sheath	2	
14	NC9717-760000-000	前大灯总成 Front lamp-assy, Head	1	见图 V See Fig. V
15	NC9717-770000-000	后灯总成 Rear lamp-assy	1	见图 VI See Fig. VI

图3 电气系统
Fig. 3 Electrical system

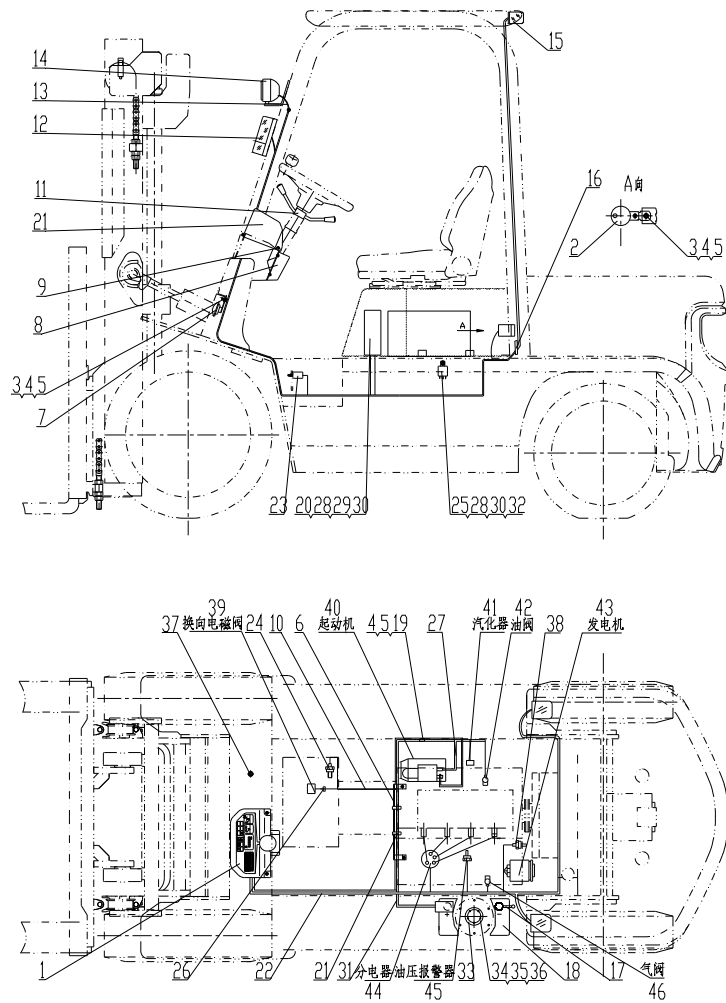
Ⓜ CPQD10/15/18N-RW21 Ⓜ CPQD15/18N-RW21-Y



序号 Item	物料码 Part No.	名称 Description	数量 Qty	备注或适用车型 Remarks or Serial No.
16	R960-700005-001	后灯线护套 Rear lamp wire sheath	1	
17	N163-700200-820	蓄电池负极引线 Cable, Battery(-)	1	
18	R840-700001-000	少维护蓄电池 Battery, Low-Maintenance	1	12V 60Ah
19	G005783-008016-00	螺栓 M8×16 Bolt M8×16	1	
20	G005783-006030-00	螺栓 M6×30 Bolt M6×30	4	
21	ZDG115x8-G00	扎带 Ties	4	
22	NC9717-710000-000	车身主线束 Main wire-harness	1	≤2012-5-20 Ⓜ
22	NC9717-710000-002	车身主线束 Main wire-harness	1	出口叉车 Export forklift Ⓜ ≥2012-5-20
22	NC9717-710001-W02	车身主线束 Main wire-harness	1	国内叉车 Ⓜ ≥2012-5-20
22	R978-710000-001	车身主线束 Main wire-harness	1	Ⓜ LPG-QY- BRC ≤2012-5-20
22	R978-710000-002	车身主线束 Main wire-harness	1	出口叉车 Export forklift Ⓜ LPG-QY- BRC ≥2012-5-20
22	R978-710001-W02	车身主线束 Main wire-harness	1	国内叉车 Ⓜ ≥2012-5-20 LPG-QY-BRC

图3 电气系统
Fig. 3 Electrical system

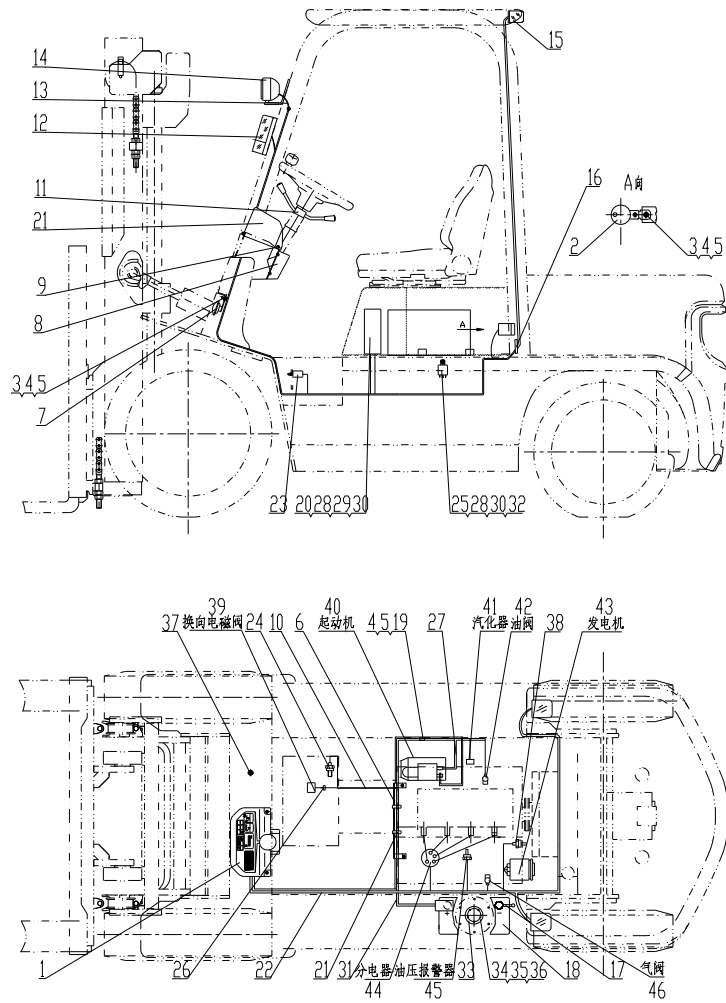
Ⓛ CPQD10/15/18N-RW21 Ⓛ CPQD15/18N-RW21-Y



序号 Item	物料码 Part No.	名称 Description	数量 Qty	备注或适用车型 Remarks or Serial No.
22	NC949-710000-001	车身主线束 Main wire-harness	1	Ⓛ LPG-QY-IMPCO ≤2012-5-20
22	NC949-710000-002	车身主线束 Main wire-harness	1	出口叉车 Export forklift Ⓛ LPG-QY-IMPCO ≥2012-5-20
22	NC949-710001-W02	车身主线束 Main wire-harness	1	国内叉车 Ⓛ LPG-QY-IMPCO ≥2012-5-20
23	NC9717-700600-000	制动灯开关 Brake lamp switch	1	
24	NC9717-700300-000	油温报警器 Fuel temp alarm	1	
25	G005783-006020-00	螺栓 M6×20 Bolt M6×20	1	
26	R960-700001-000	导线夹片 Wire Clip	1	
27	R960-700300-820	起动机接地线 Ground wire, Starter	1	
28	G0097P1-000006-00	垫圈 6 Washer 6	5	
29	R9717-704000-000	控制盒 Control box	1	见图III See Fig.III
30	G000093-000006-00	垫圈 6 Washer 6	5	
31	NC9321-703000-000	蓄电池正极引线 Cable, Battery(+)	1	≤2012-5-20
31	N152-700100-000	蓄电池正极引线 Cable, Battery(+)	1	≥2012-520

图3 电气系统
Fig. 3 Electrical system

Ⓛ CPQD10/15/18N-RW21 Ⓛ CPQD15/18N-RW21-Y



序号 Item	物料码 Part No.	名称 Description	数量 Qty	备注或适用车型 Remarks or Serial No.
32	XF251-700200-000	汽化器继电器 Carburetor relay	1	
33	NC967-700400-000	油量传感器 Fuel sensor	1	
34	G000093-000005-00	垫圈 5 Washer 5	5	
35	G000067-005012-00	螺钉 M5×12 Screw M5×12	5	
36	G0097P1-000005-00	垫圈 5 Washer 5	5	
37	NC949-700100-001	LPG/Gas转换开关 LPG/Gas switch	1	Ⓛ LPG-QY ≤2012-5-20
37	R977-700100-000	LPG/Gas转换开关 LPG/Gas switch	1	Ⓛ LPG-QY ≥2012-520
38	N163-700006-000	水温传感器 Water temp sensor	1	
39		电磁换向 Electromagnetic reversing valves	1	变速箱配 Supply by transmission box
40		起动机 Starter	1	发动机配 Supply by engine
41		汽化器 Carburetor	1	发动机配 Supply by engine
42		油阀 Oil valve	1	Ⓛ 发动机配 Supply by engine
43		发电机 Alternator	1	发动机配 Supply by engine
44		分电器 Distributor	1	发动机配 Supply by engine
45		油压报警器 Hydraulic Oil alarm	1	发动机配 Supply by engine

图 4 电气系统

Fig. 4 Electrical system

© CPQD15/18N-RW51-Y

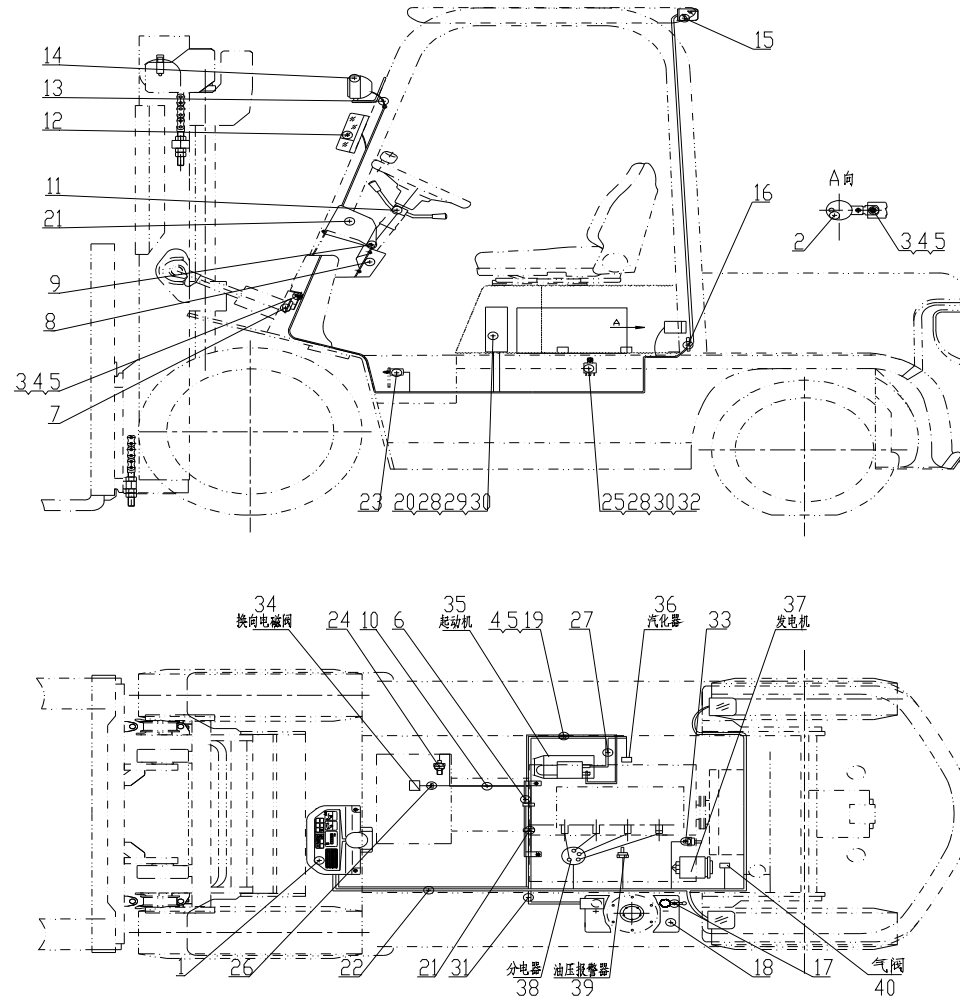
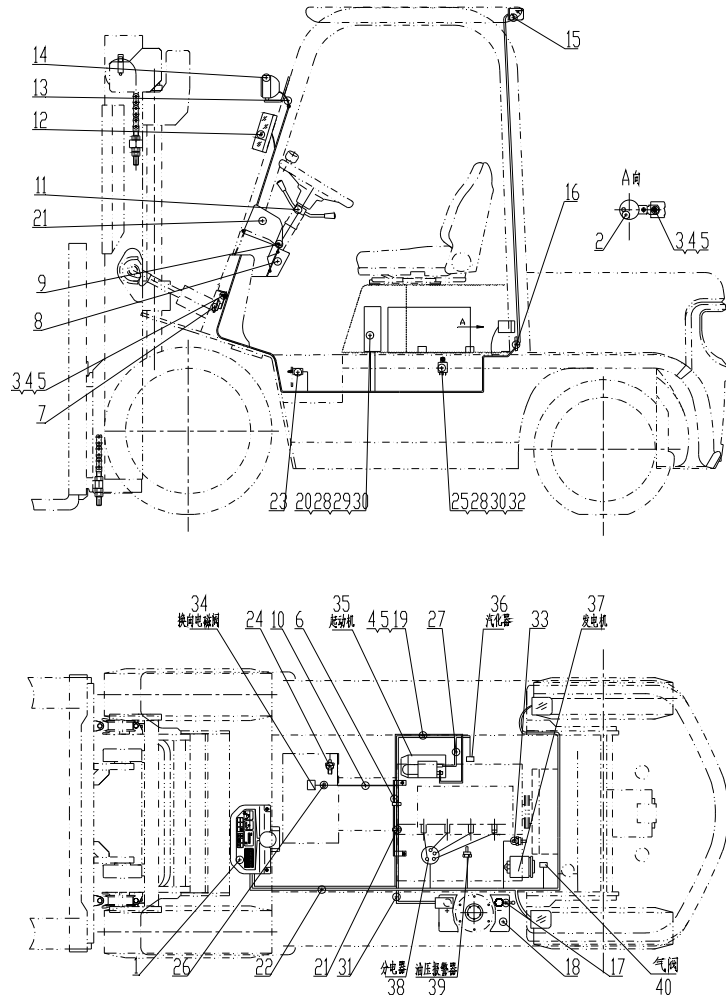


图4 电气系统
Fig. 4 Electrical system

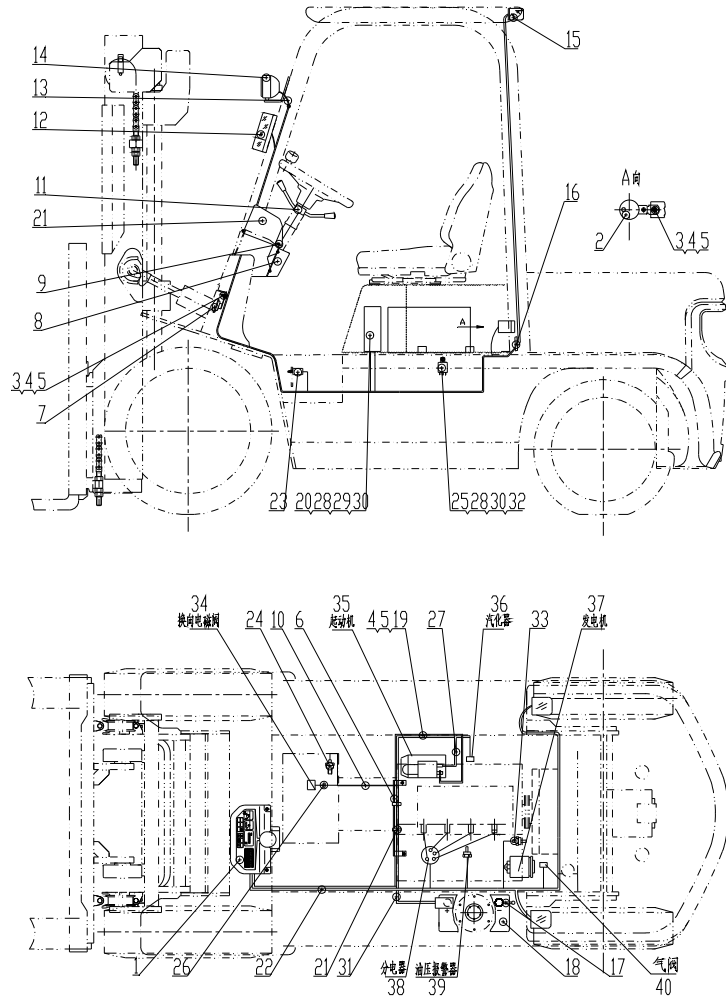
© CPQD15/18N-RW51-Y



序号 Item	物料码 Part No.	名称 Description	数量 Qty	备注或适用车型 Remarks or Serial No.
1		仪表板总成 Instrument assy	1	见图 I See Fig. I
2	NC9717-700500-000	倒车蜂鸣器 Reversing Buzzer	1	
3	G0029P2-008016-00	螺栓M8×16 Bolt M8×16	2	
4	G000093-000008-00	垫圈 8 Washer 8	4	
5	G0097P1-000008-00	垫圈 8 Washer 8	4	
6	R962-701000-000	主线束固定支架Support, Main wire-harness	1	
7	N163-700009-000	喇叭 Horn	1	见图 II See Fig. II
8	N163-700001-000	仪表板围板 Dashboard panels	1	
9	N163-420100-000	螺钉组件 Screw components	7	
10	NC9717-700100-000	国产传动连接线 Transmission box cable	1	≤2012-5-20
11		组合开关 Combination Switch assy	1	见图 VII See Fig. VII
12	NC9717-750000-000	前小灯总成 Front lamp-assy, Side	1	见图 V See Fig. V
13	N163-700002-000	前灯线护套 Front lamp wire sheath	2	
14	NC9717-760000-000	前大灯总成 Front lamp-assy, Head	1	见图 V See Fig. V
15	NC9717-770000-000	后灯总成 Rear lamp-assy	1	见图 VI See Fig. VI

图4 电气系统
Fig. 4 Electrical system

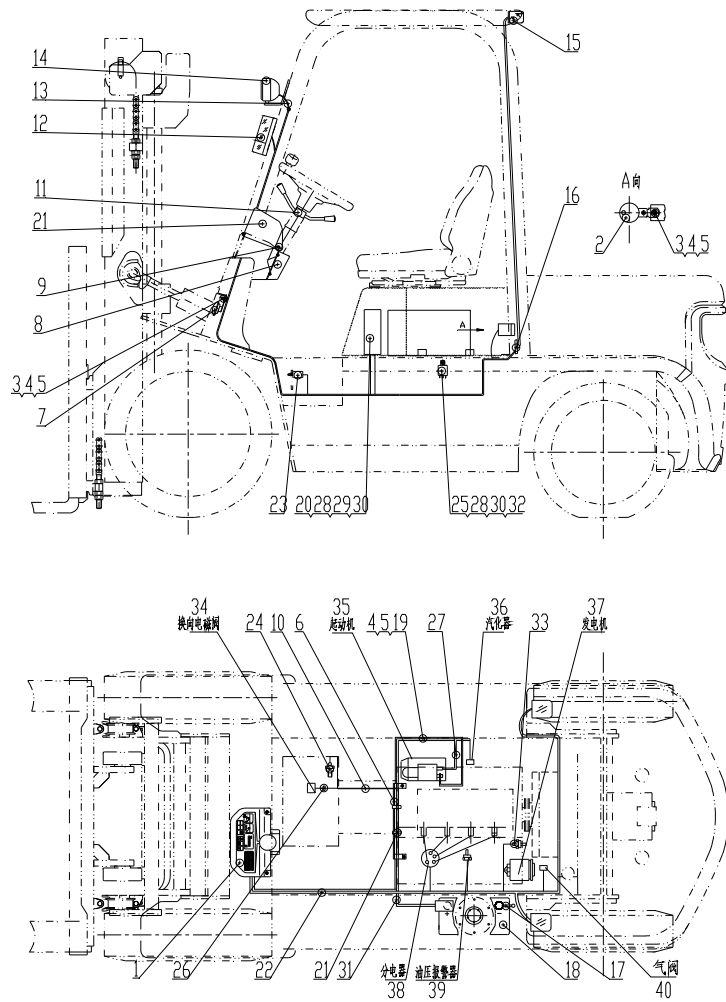
© CPQD15/18N-RW51-Y



序号 Item	物料码 Part No.	名称 Description	数量 Qty	备注或适用车型 Remarks or Serial No.
16	R960-700005-001	后灯线护套 Rear lamp wire sheath	1	
17	N163-700200-820	蓄电池负极引线 Cable, Battery(-)	1	
18	R840-700001-000	少维护蓄电池 Battery, Low-Maintenance	1	12V 60Ah
19	G005783-008016-00	螺栓 M8×16 Bolt M8×16	1	
20	G005783-006030-00	螺栓 M6×30 Bolt M6×30	4	
21	ZDG115×8-G00	扎带 Ties	4	
22	NC9717-710000-000	车身主线束 Main wire-harness	1	≤2012-5-20
22	NC9717-710000-002	车身主线束 Main wire-harness	1	出口叉车 Export forklift ≥2012-5-20
22	NC9717-710001-W02	车身主线束 Main wire-harness	1	国内叉车 ≥2012-5-20
23	NC9717-700600-000	制动灯开关 Brake lamp switch	1	
24	NC9717-700300-000	油温报警器 Fuel temp alarm	1	
25	G005783-006020-00	螺栓 M6×20 Bolt M6×20	1	
26	R960-700001-000	导线夹片 Wire Clip	1	
27	R960-700300-820	起动机接地线 Ground wire, Starter	1	
28	G0097P1-000006-00	垫圈 6 Washer 6	5	

图4 电气系统
Fig. 4 Electrical system

© CPQD15/18N-RW51-Y



序号 Item	物料码 Part No.	名称 Description	数量 Qty	备注或适用车型 Remarks or Serial No.
29	R9717-704000-000	控制盒 Control box	1	见图III See Fig.III
30	G000093-000006-00	垫圈 6 Washer 6	5	
31	NC9321-703000-000	蓄电池正极引线 Cable, Battery(+)	1	≤2012-5-20
31	N152-700100-000	蓄电池正极引线 Cable, Battery(+)	1	≥2012-5-20
32	XF251-700200-000	汽化器继电器 Carburetor relay	1	
33	N163-700006-000	水温传感器 Water temp sensor	1	
34		电磁换向 Electromagnetic reversing valves	1	变速箱配 Supply by transmission box
35		起动机 Starter	1	发动机配 Supply by engine
36		汽化器 Carburetor	1	发动机配 Supply by engine
37		发电机 Alternator	1	发动机配 Supply by engine
38		分电器 Distributor	1	发动机配 Supply by engine
39		油压报警器 Hydraulic Oil alarm		发动机配 Supply by engine
40		气阀 Air valve	1	发动机配 Supply by engine

图 5-1 电气系统
Fig. 5-1 Electrical system

Ⓚ CPQ10/15/18N-RW7 Ⓚ1 CPQ15/18N-RW7-Y

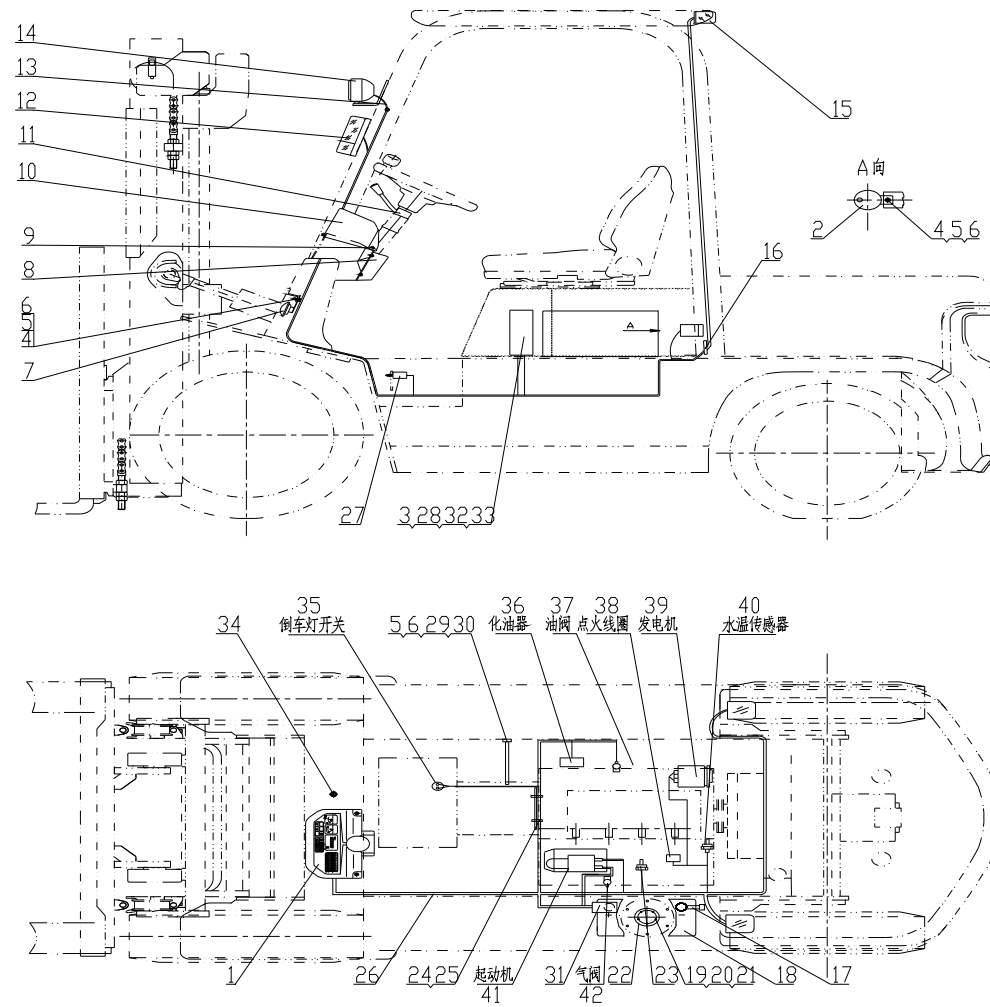
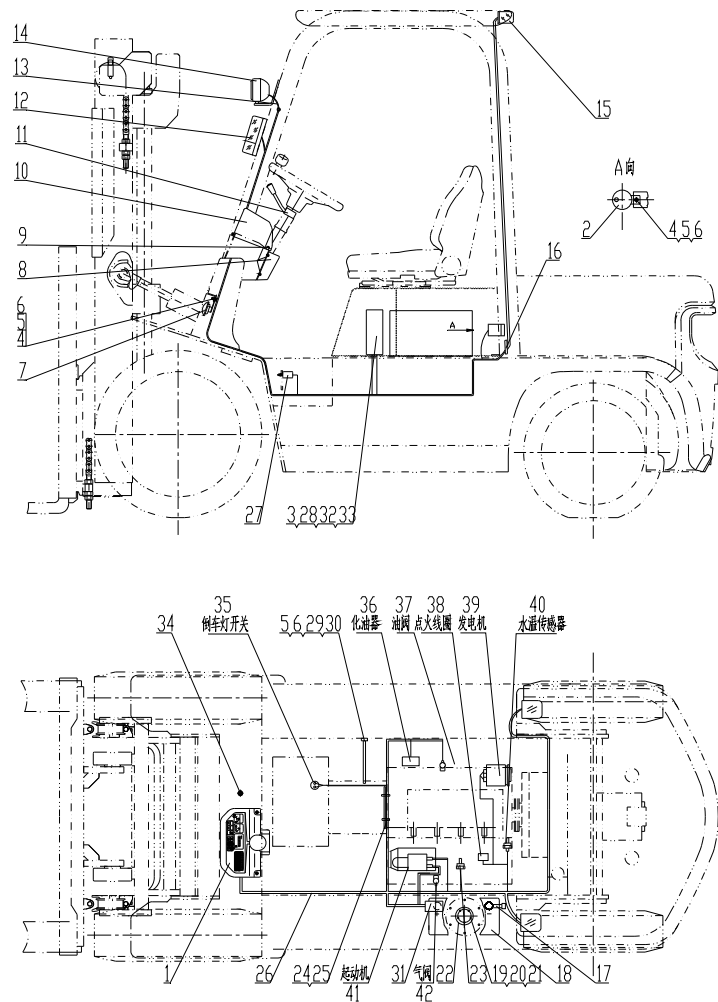


图 5-1 电气系统
Fig. 5-1 Electrical system

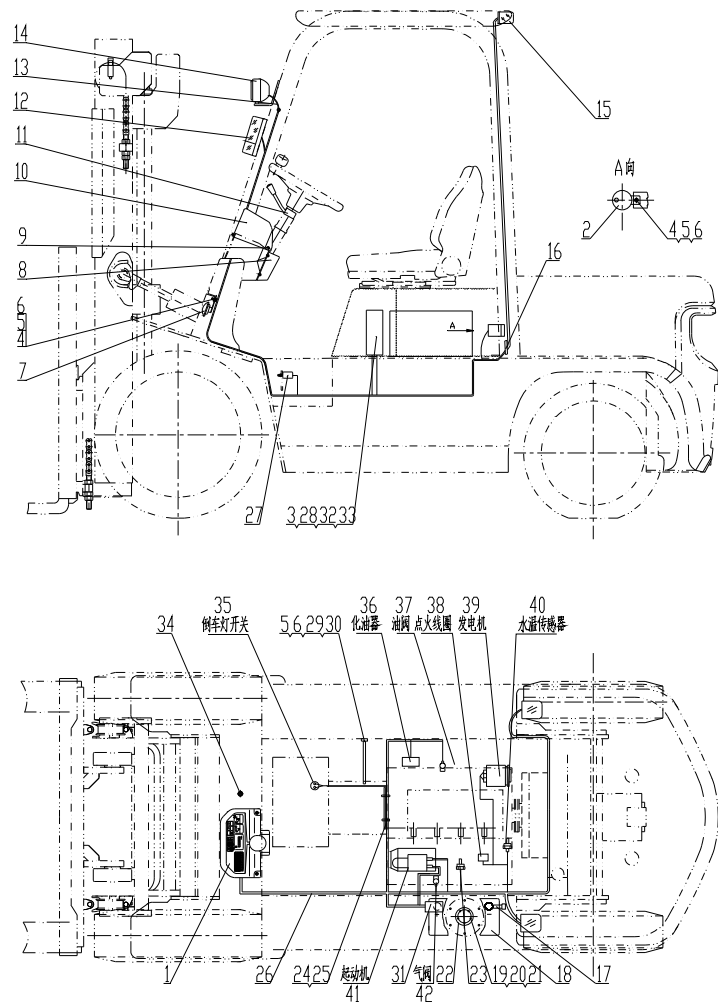
Ⓚ CPQ10/15/18N-RW7 Ⓚ1 CPQ15/18N-RW7-Y



序号 Item	物料码 Part No.	名称 Description	数量 Qty	备注或适用车型 Remarks or Serial No.
1		仪表板总成 Instrument assy	1	见图 I See Fig. I
2	NC9717-700500-000	倒车蜂鸣器 Reversing Buzzer	1	
3	G0097P1-000006-00	垫圈 6 Washer 6	4	
4	G0029P2-008012-00	螺栓M8×12 Bolt M8×12	2	
5	G000093-000008-00	垫圈 8 Washer 8	4	
6	G0097P1-000008-00	垫圈 8 Washer 8	4	
7	N163-700009-000	喇叭 Horn	1	见图 II See Fig. II
8	N163-700001-000	仪表板围板 Dashboard panels	1	
9	N163-420100-000	螺钉组件 Screw components	7	
10	ZD122×8-G00	扎带 Ties	2	
11	R950-705000-001	转向灯开关组件 directional control	1	≤2012-5-20
11	R963-705000-000	转向灯开关组件 directional control	1	≥2012-5-20
12	NC9717-750000-000	前小灯总成 Front lamp-assy, Side	1	见图 V See Fig. V
13	N163-700002-000	前灯线护套 Front lamp wire sheath	2	
14	NC9717-760000-000	前大灯总成 Front lamp-assy,Head	1	见图 V See Fig. V

图 5-1 电气系统
Fig. 5-1 Electrical system

Ⓚ CPQ10/15/18N-RW7 Ⓚ1 CPQ15/18N-RW7-Y



序号 Item	物料码 Part No.	名称 Description	数量 Qty	备注或适用车型 Remarks or Serial No.
15	NC9717-770000-000	后灯总成 Rear lamp-assy	1	见图VI See Fig.VI
16	R960-700005-001	后灯线护套 Rear lamp wire sheath	1	
17	N163-700200-820	蓄电池负极引线 Cable, Battery(-)	1	
18	R840-700001-000	少维护蓄电池 Battery, Low-Maintenance	1	12V 60Ah
19	G000093-000005-00	垫圈 5 Washer 5	5	
20	G000067-005012-00	螺钉M5×12 Screw M5×12	5	
21	G0097P1-000005-00	垫圈 5 Washer 5	5	
22	NC967-700400-000	油量传感器 Fuel sensor	1	
23	YK-1(M10×1)-G00	油压报警器 Hydraulic Oil alarm	1	
24	PKD-180-G00	捆线带 Bundles tapes	1	
25	N150-701000-000	主线束固定支 Support, Main wire-harness	1	
26	R9762-710000-001	车身主线束 Main wire-harness	1	Ⓚ1 LPG-QY-IMPCO ≤2012-5-20
26	R9762-710000-002	车身主线束 Main wire-harness	1	出口叉车 Export forklift Ⓚ1 LPG-QY-IMPCO 2012-05-20≤Item 26≤ 2013-01-01

图 5-1 电气系统
Fig. 5-1 Electrical system

Ⓚ CPQ10/15/18N-RW7 Ⓚ1 CPQ15/18N-RW7-Y

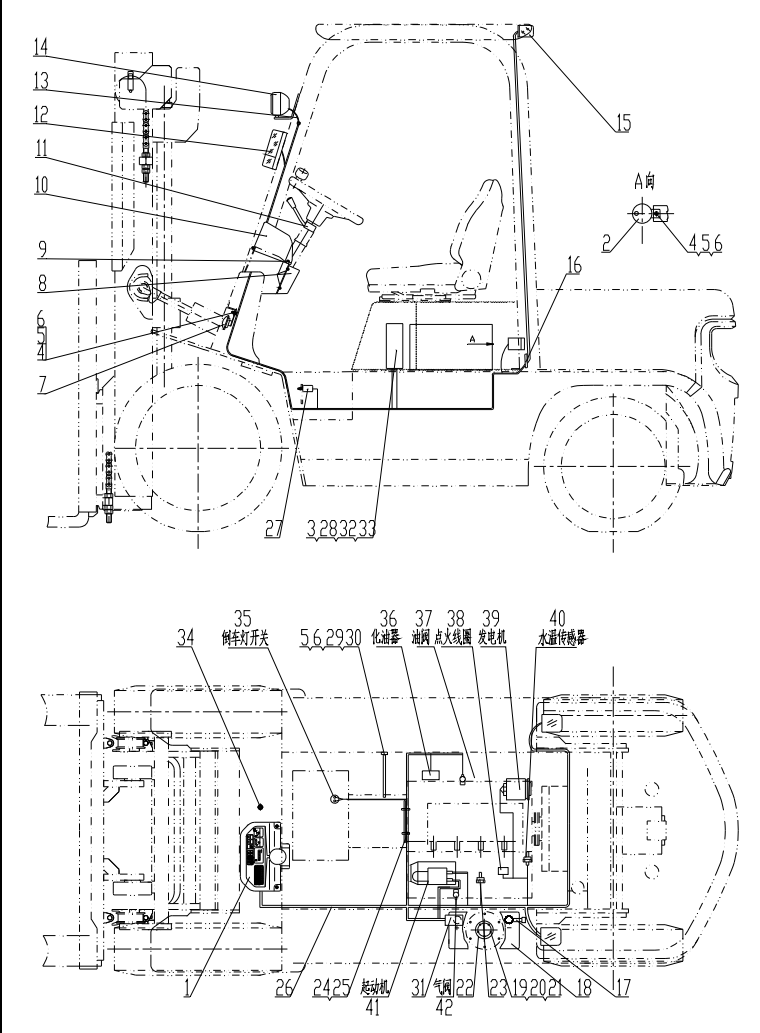
	序号 Item	物料码 Part No.	名称 Description	数量 Qty	备注或适用车型 Remarks or Serial No.
	26	R9762-710001-W02	车身主线束 Main wire-harness	1	Ⓚ1 LPG-QY-IMP 2012-05-20 ≤ Item 26 ≤ 2013-01-01
	26	R9762-710000-003	车身主线束 Main wire-harness	1	出口叉车 Export forklift Ⓚ1 LPG-QY-IMP ≥ 2013-01-01
	26	R9762-710001-W03	车身主线束 Main wire-harness	1	Ⓚ1 LPG-QY-IMP 国内叉车 ≥ 2013-01-01
	26	R956-710000-001	车身主线束 Main wire-harness	1	Ⓚ Ⓚ1 LPG-Y-IMP ≤ 2012-5-20
	26	R956-710000-002	车身主线束 Main wire-harness	1	出口叉车 Export forklift Ⓚ1 Ⓚ LPG-Y-IMP 2012-05-20 ≤ Item 26 ≤ 2013-01-01
	26	R956-710001-W02	车身主线束 Main wire-harness	1	国内叉车 Ⓚ1 Ⓚ LPG-Y-IMP 2012-05-20 ≤ Item 26 ≤ 2013-01-01
	26	R956-710000-003	车身主线束 Main wire-harness	1	出口叉车 Export forklift Ⓚ1 Ⓚ LPG-Y-IMP ≥ 2013-01-01
	26	R956-710000-003	车身主线束 Main wire-harness	1	国内叉车 Ⓚ1 Ⓚ LPG-Y-IMP ≥ 2013-01-01

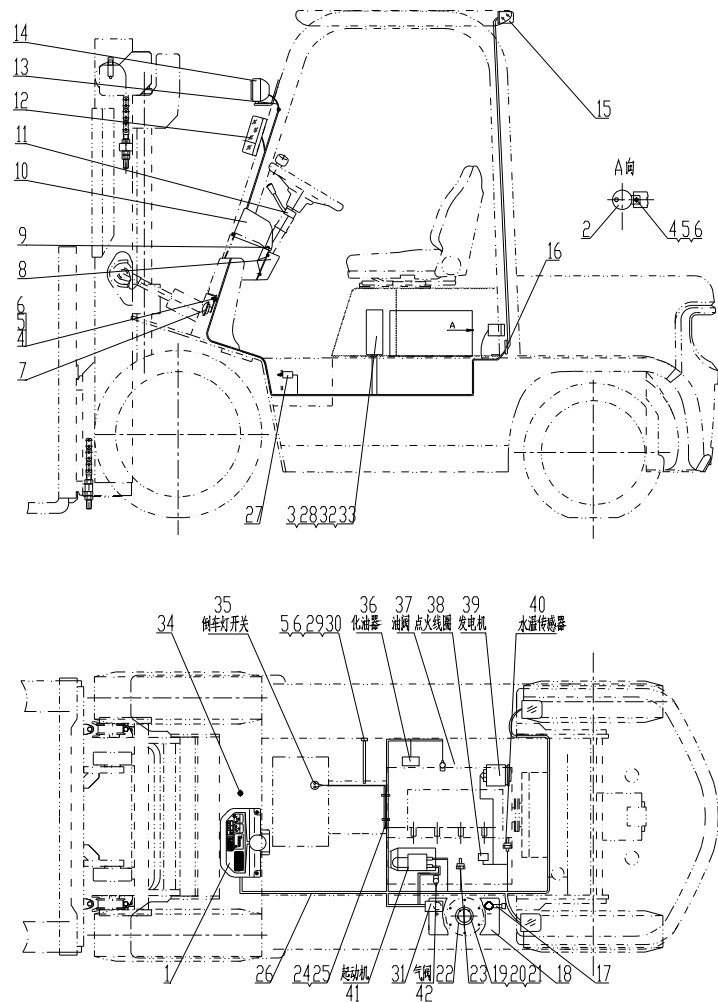
图 5-1 电气系统
Fig. 5-1 Electrical system

Ⓚ CPQ10/15/18N-RW7 Ⓚ1 CPQ15/18N-RW7-Y

序号 Item	物料码 Part No.	名称 Description	数量 Qty	备注或适用车型 Remarks or Serial No.
26	R976-710000-001	车身主线束 Main wire-harness	1	Ⓚ1 LPG-QY-BRC ≤2012-5-20
26	R976-710000-002	车身主线束 Main wire-harness	1	出口叉车 Export forklift Ⓚ1 LPG-QY-BRC 2012-05-20 ≤ Item 26 ≤ 2013-01-01
26	R976-710001-W02	车身主线束 Main wire-harness	1	国内叉车 Ⓚ1 LPG-QY-BRC 2012-05-20 ≤ Item 26 ≤ 2013-01-01
26	R976-710000-003	车身主线束 Main wire-harness	1	出口叉车 Export forklift Ⓚ1 LPG-QY-BRC ≥2013-01-01
26	R976-710001-W03	车身主线束 Main wire-harness	1	国内叉车 Ⓚ1 LPG-QY-BRC ≥2013-01-01
26	R9761-710000-001	车身主线束 Main wire-harness	1	Ⓚ1 LPG-Y-BRC ≤2012-5-20
26	R9761-710000-002	车身主线束 Main wire-harness	1	出口叉车 Export forklift Ⓚ1 LPG-Y-BRC 2012-05-20 ≤ Item 26 ≤ 2013-01-01
26	R9761-710001-W02	车身主线束 Main wire-harness	1	国内叉车 Ⓚ1 LPG-Y-BRC 2012-05-20 ≤ Item 26 ≤ 2013-01-01

图 5-1 电气系统
Fig. 5-1 Electrical system

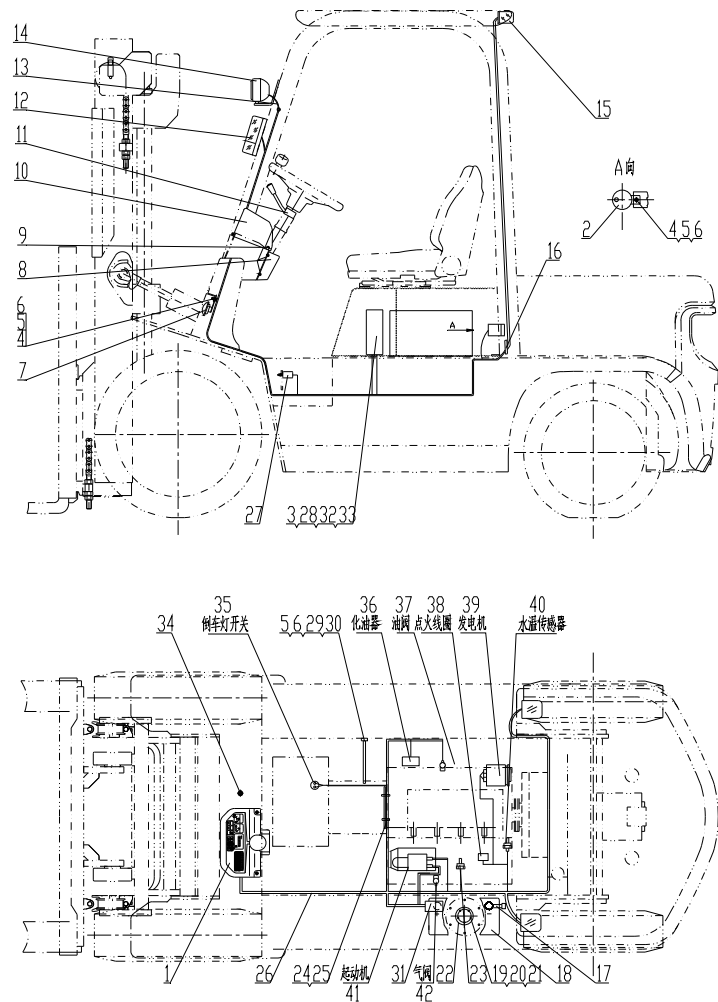
Ⓚ CPQ10/15/18N-RW7 Ⓚ1 CPQ15/18N-RW7-Y



序号 Item	物料码 Part No.	名称 Description	数量 Qty	备注或适用车型 Remarks or Serial No.
26	R9761-710000-003	车身主线束 Main wire-harness	1	出口叉车 Export forklift Ⓚ1 LPG-Y-BRC ≥2013-01-01
26	R9761-710001-W03	车身主线束 Main wire-harness	1	国内叉车 Ⓚ1 LPG-Y-BRC ≥2013-01-01
27	NC9717-700600-000	制动灯开关 Brake lamp switch	1	
28	G0097P1-000006-00	垫圈 6 Washer 6	4	
29	R960-700300-820	起动机接地线 Ground wire, Starter	1	
30	G0029P2-008016-00	螺栓 M8×16 Bolt M8×16	1	
31	NC9321-703000-000	蓄电池正极引线 Cable, Battery(+)	1	≤2012-5-20
31	N152-700100-000	蓄电池正极引线 Cable, Battery(+)	1	≥2012-5-20
32	G000067-006030-00	螺钉 M6×30 Screw M6×30	4	
33	R950-704000-001	控制盒 Control box	1	见图 IV See Fig. IV
34	NC949-700100-001	LPG/Gas 转换开关 LPG/Gas switch	1	Ⓚ1 LPG-QY
34	R977-700100-000	LPG/Gas 转换开关 LPG/Gas switch	1	≥2012-5-20

图 5-1 电气系统
Fig. 5-1 Electrical system

Ⓚ CPQ10/15/18N-RW7 Ⓚ1 CPQ15/18N-RW7-Y



序号 Item	物料码 Part No.	名称 Description	数量 Qty	备注或适用车型 Remarks or Serial No.
35		倒车灯开关 Reversing light switch	1	Supply by transmission box 变 速箱配 ≤2013-01-01
		倒车灯开关 Reversing light switch	2	Supply by transmission box 变 速箱配 ≥2013-01-01
36		化油器 Carburetor	1	发动机配 Supply by engine
37		油阀 Oil valve	1	Ⓚ1 发动机配 Supply by engine
38		点火线圈 Ignition coil	1	发动机配 Supply by engine
39		发电机 Alternator	1	发动机配 Supply by engine
40		水温传感器 Water temp sensor	1	发动机配 Supply by engine
41		起动机 Starter	1	发动机配 Supply by engine
42		气阀 Air valve	1	Ⓚ1 发动机配 Supply by engine

图 5-2 电气系统
Fig. 5-2 Electrical system

Ⓛ CPQD10/15/18N-RW7 Ⓛ1 CPQD15/18N-RW7-Y

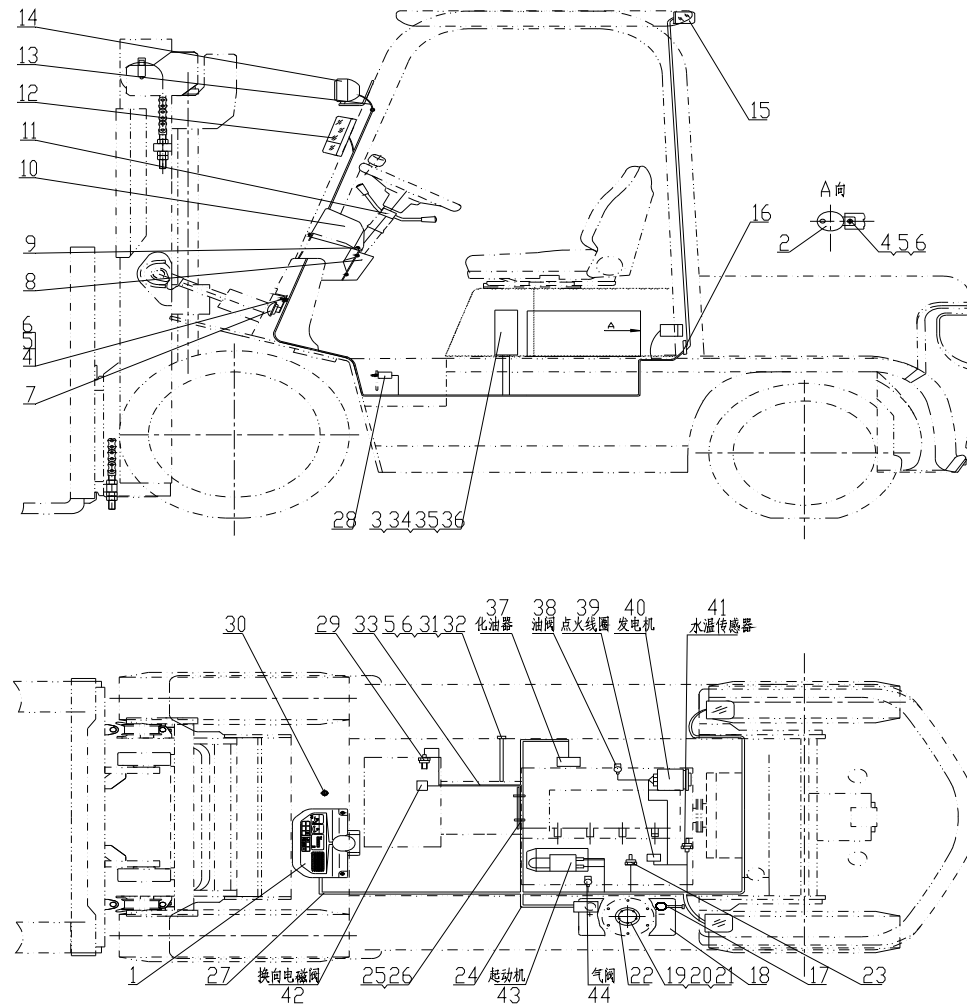


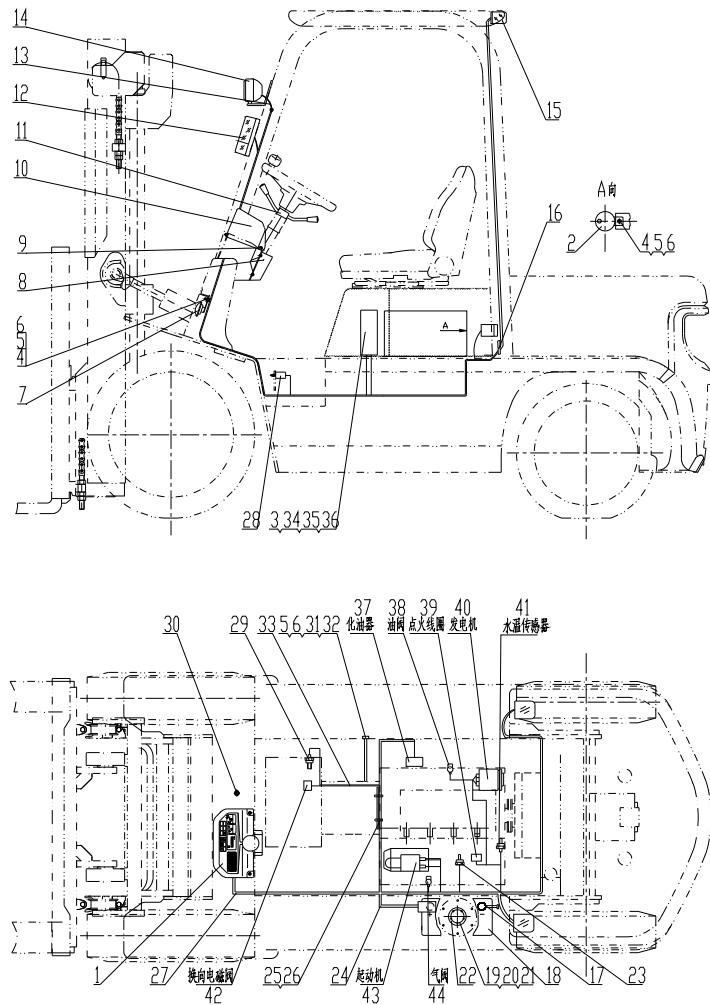
图 5-2 电气系统
Fig. 5-2 Electrical system

Ⓐ CPQD10/15/18N-RW7 Ⓒ CPQD15/18N-RW7-Y

序号 Item	物料码 Part No.	名称 Description	数量 Qty	备注或适用车型 Remarks or Serial No.
1		仪表板总成 Instrument assy	1	见图 I See Fig. I
2	NC9717-700500-000	倒车蜂鸣器 Reversing Buzzer	1	
3	G0097P1-000006-00	垫圈 6 Washer 6	4	
4	G0029P2-008012-00	螺栓 M8×12 Bolt M8×12	2	
5	G000093-000008-00	垫圈 8 Washer 8	4	
6	G0097P1-000008-00	垫圈 8 Washer 8	4	
7	N163-700009-000	喇叭 Horn	1	见图 II See Fig. II
8	N163-700001-000	仪表板围板 Dashboard panels	1	
9	N163-420100-000	螺钉组件 Screw components	7	
10	ZD122x8-G00	扎带 Ties	2	
11		组合开关 Combination Switch assy	1	见图 VII See Fig. VII
12	NC9717-750000-000	前小灯总成 Front lamp-assy, Side	1	见图 V See Fig. V
13	N163-700002-000	前灯线护套 Front lamp wire sheath	2	
14	NC9717-760000-000	前大灯总成 Front lamp-assy, Head	1	见图 V See Fig. V
15	NC9717-770000-000	后灯总成 Rear lamp-assy	1	见图 VI See Fig. VI

图 5-2 电气系统
Fig. 5-2 Electrical system

Ⓐ CPQD10/15/18N-RW7 Ⓒ CPQD15/18N-RW7-Y



序号 Item	物料码 Part No.	名称 Description	数量 Qty	备注或适用车型 Remarks or Serial No.
16	R960-700005-001	后灯线护套 Rear lamp wire sheath	1	
17	N163-700200-820	蓄电池负极引线 Cable, Battery(-)	1	
18	R840-700001-000	少维护蓄电池 Battery, Low-Maintenance	1	12V 60Ah
19	G000093-000005-00	垫圈 5 Washer 5	5	
20	G000067-005012-00	螺钉 M5×12 Screw M5×12	5	
21	G0097P1-000005-00	垫圈 5 Washer 5	5	
22	NC967-700400-000	油量传感器 Fuel sensor	1	
23	YK-1(M10×1)-G00	油压报警器 Hydraulic Oil alarm	1	
24	NC9321-703000-000	蓄电池正极引线 Cable, Battery(+)	1	≤2012-5-20
24	N152-700100-000	蓄电池正极引线 Cable, Battery(+)	1	≥2012-5-20
25	PKD-180-G00	捆线带 Bundles tapes	1	
26	N150-701000-000	主线束固定支 Support, Main wire-harness	1	
27	R9772-700000-001	车身主线束 Main wire-harness	1	Ⓒ LPG-QY-IMPCO ≤2012-5-20
27	R9772-700000-002	车身主线束 Main wire-harness	1	Ⓒ LPG-QY-IMPCO ≥2012-5-20

图 5-2 电气系统
Fig. 5-2 Electrical system

Ⓕ CPQD10/15/18N-RW7 Ⓕ L1 CPQD15/18N-RW7-Y

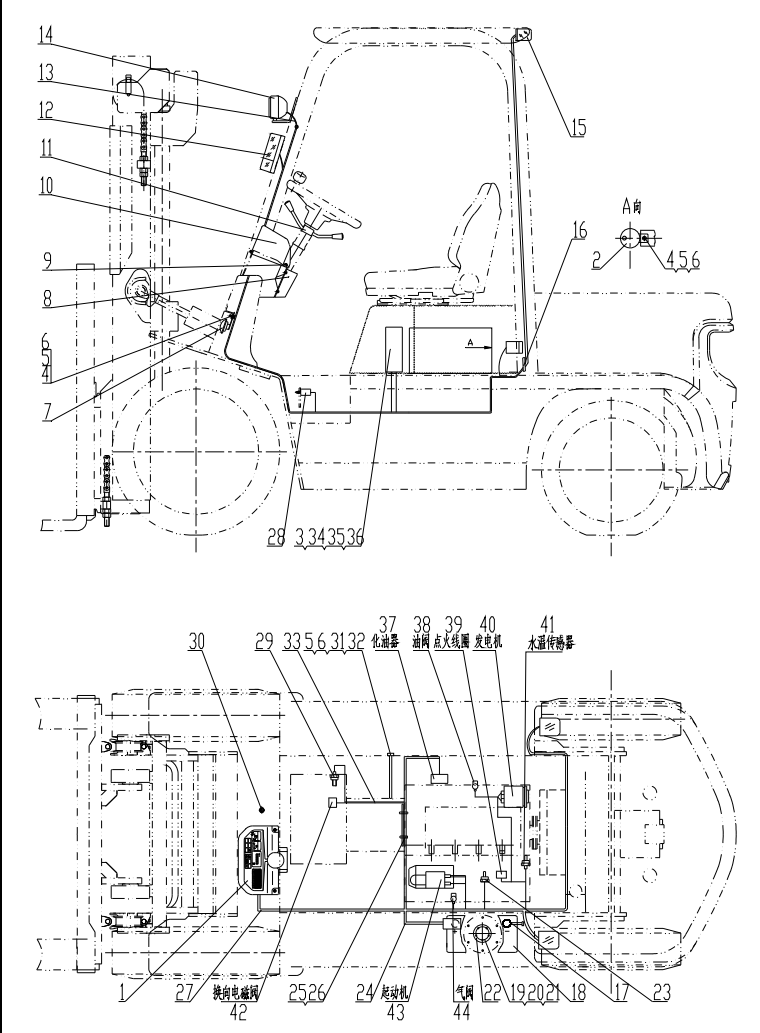
	序号 Item	物料码 Part No.	名称 Description	数量 Qty	备注或适用车型 Remarks or Serial No.
	27	R9772-700001-W02	车身主线束 Main wire-harness	1	国内叉车 Ⓕ L1 LPG-QY-IMPCO ≥2012-5-20
	27	R966-710000-001	车身主线束 Main wire-harness	1	Ⓕ Ⓕ L1 LPG-Y-IMPCO ≤2012-5-20
	27	R966-710000-002	车身主线束 Main wire-harness	1	出口叉车 Export forklift Ⓕ Ⓕ L1 LPG-Y-IMPCO ≥2012-5-20
	27	R966-710001-W02	车身主线束 Main wire-harness	1	国内叉车 Ⓕ Ⓕ L1 LPG-Y-IMPCO ≥2012-5-20
	27	R977-710000-001	车身主线束 Main wire-harness	1	Ⓕ L1 LPG-QY-BRC ≤2012-5-20
	27	R977-710000-002	车身主线束 Main wire-harness	1	出口叉车 Export forklift Ⓕ L1 LPG-QY-BRC ≥2012-5-20
	27	R977-710001-W02	车身主线束 Main wire-harness	1	国内叉车 Ⓕ L1 LPG-QY-BRC ≥2012-5-20

图 5-2 电气系统
Fig. 5-2 Electrical system

Ⓐ CPQD10/15/18N-RW7 Ⓒ CPQD15/18N-RW7-Y

序号 Item	物料码 Part No.	名称 Description	数量 Qty	备注或适用车型 Remarks or Serial No.
27	R9771-710000-001	车身主线束 Main wire-harness	1	Ⓒ LPG-Y-BRC ≤2012-5-20
27	R9771-710000-002	车身主线束 Main wire-harness	1	出口叉车 Export forklift Ⓒ LPG-Y-BRC ≥2012-5-20
27	R9771-710000-002	车身主线束 Main wire-harness	1	国内叉车 Ⓒ LPG-Y-BRC ≥2012-5-20
28	NC9717-700600-000	制动灯开关 Brake lamp switch	1	
29	NC9717-700300-000	油温报警器 Fuel temp alarm	1	
30	NC949-700100-001	LPG/Gas 转换开关 LPG/Gas switch	1	Ⓒ LPG-QY
30	R977-700100-000	LPG/Gas 转换开关 LPG/Gas switch	1	≥2012-5-20
31	R960-700300-820	起动机接地线 Ground wire, Starter	1	
32	G0029P2-008016-00	螺栓M8×16 Bolt M8×16	1	
33	NC9717-700100-000	国产传动连接线 Transmission box cable	1	≤2012-5-20
34	R9717-704000-000	控制盒 Control box	1	见图III See Fig.III
35	G000067-006030-00	螺钉M6×30 Screw M6×30	4	
36	G0097P1-000006-00	垫圈 6 Washer 6	4	

图 6 电气系统
Fig.6 Electrical system

Ⓜ CPCD10/15/18N-RW32

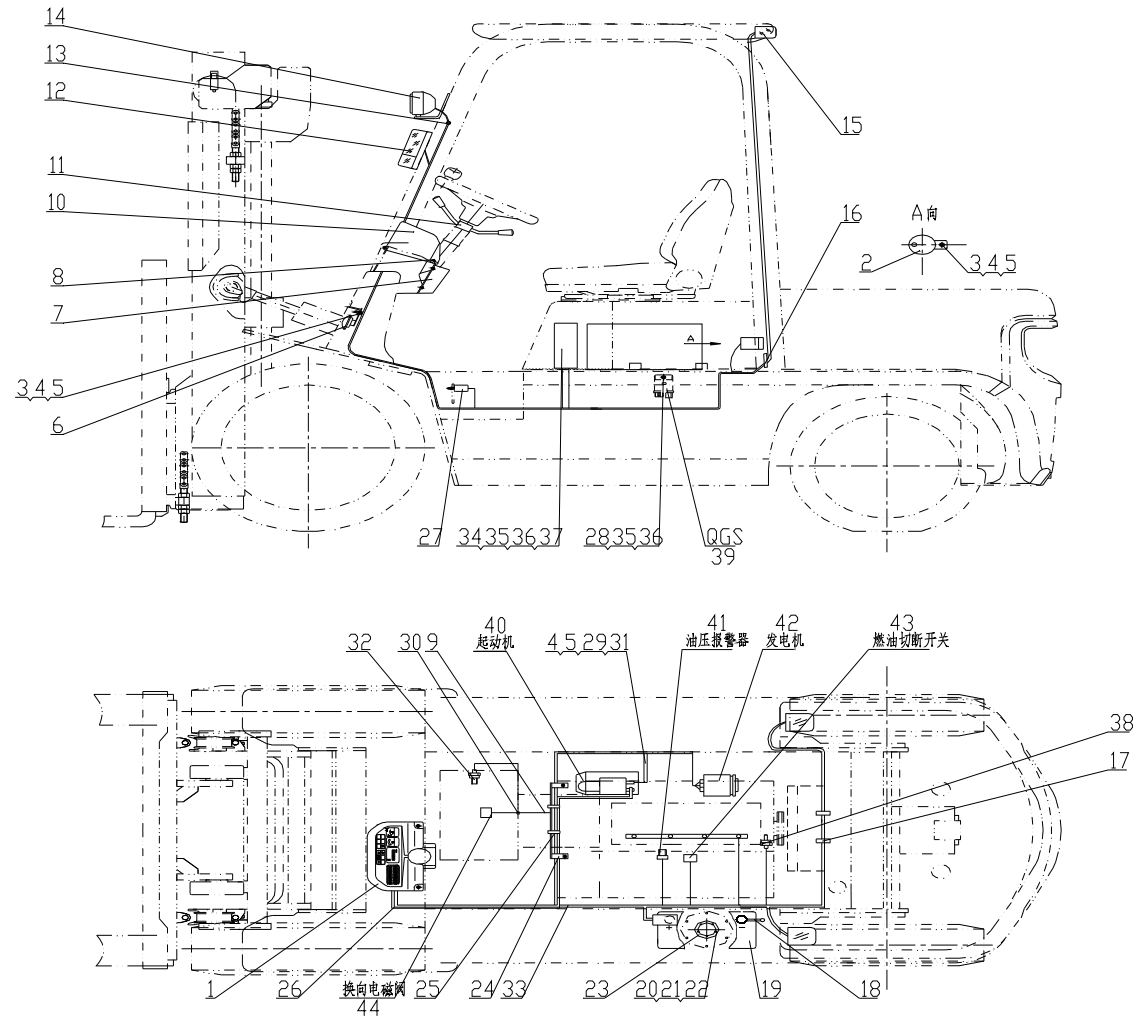
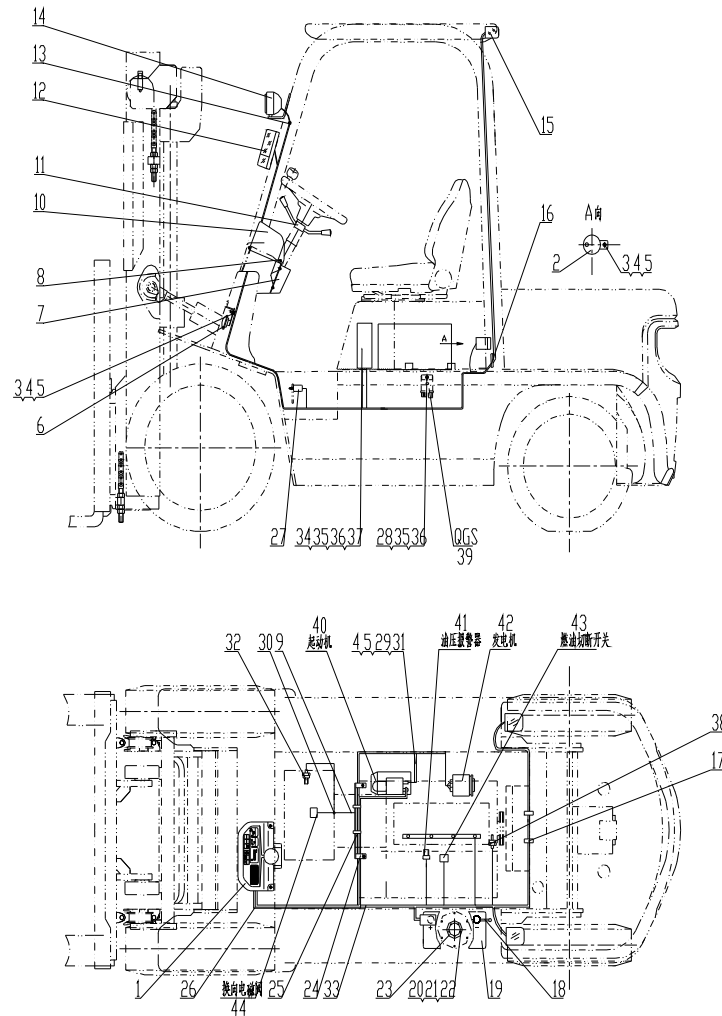


图6 电气系统
Fig.6 Electrical system

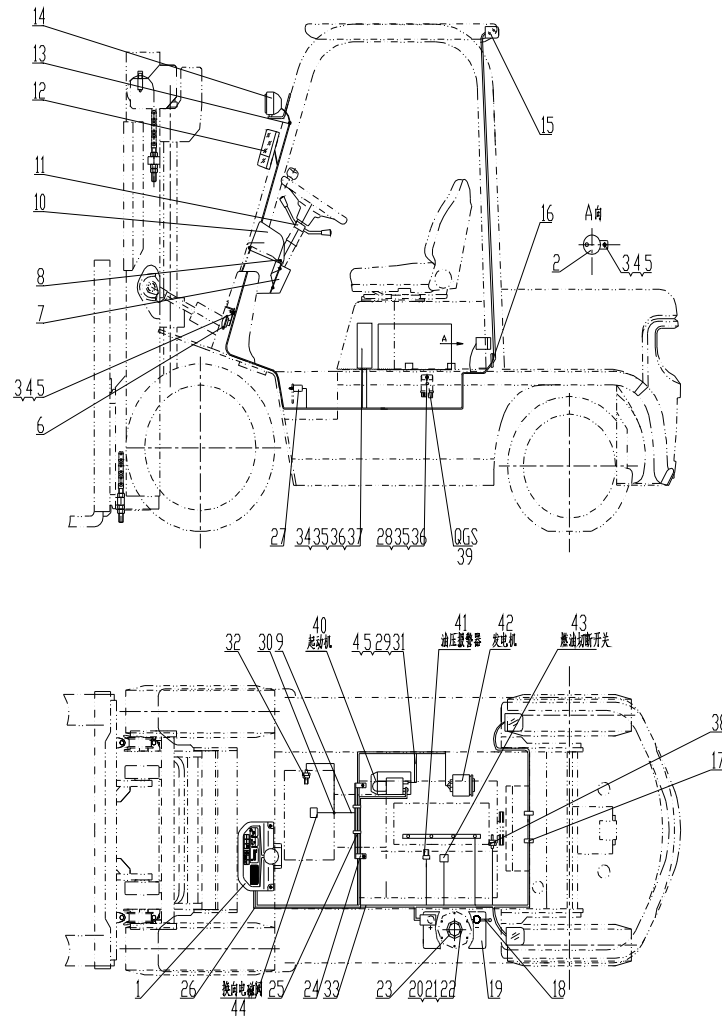
Ⓜ CPCD10/15/18N-RW32



序号 Item	物料码 Part No.	名称 Description	数量 Qty	备注或适用车型 Remarks or Serial No.
1		仪表板总成 Instrument assy	1	见图 I See Fig. I
2	NC9717-700500-000	倒车蜂鸣器 Reversing Buzzer	1	
3	G0029P2-008016-00	螺栓M8×16 Bolt M8×16	2	
4	G000093-000008-00	垫圈 8 Washer 8	4	
5	G0097P1-000008-00	垫圈 8 Washer 8	4	
6	N163-700009-000	喇叭 Horn	1	见图 II See Fig. II
7	N163-700001-000	仪表板围板 Dashboard panels	1	
8	N163-420100-000	螺钉组件 Screw components	7	
9	NC9717-700100-000	国产传动连接线 Transmission box cable	1	≤2012-5-20
10	ZD122x8-G00	扎带 Ties	2	
11		组合开关 Combination Switch assy	1	见图 VII See Fig. VII
12	NC9717-750000-000	前小灯总成 Front lamp-assy, Side	1	见图 V See Fig. V
13	N163-700002-000	前灯线护套 Front lamp wire sheath	2	
14	NC9717-760000-000	前大灯总成 Front lamp-assy, Head	1	见图 V See Fig. V
15	NC9717-770000-000	后灯总成 Rear lamp-assy	1	见图 VI See Fig. VI

图6 电气系统
Fig.6 Electrical system

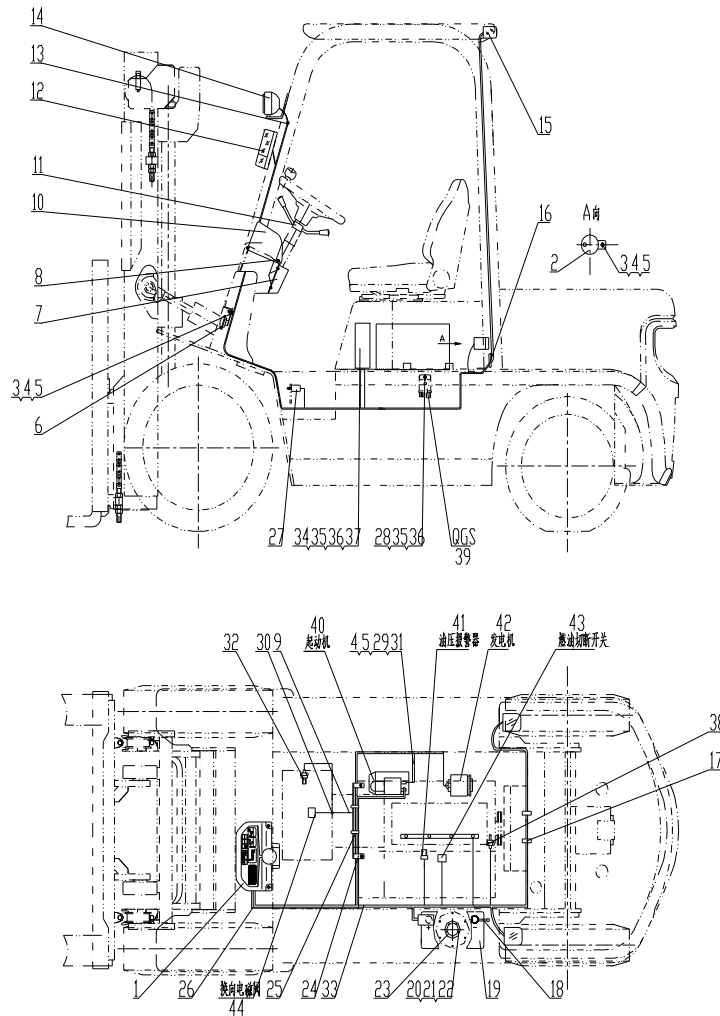
Ⓜ CPCD10/15/18N-RW32



序号 Item	物料码 Part No.	名称 Description	数量 Qty	备注或适用车型 Remarks or Serial No.
16	R960-700005-001	后灯线护套 Rear lamp wire sheath	1	
17	ZDG115x8-G00	扎带 Ties	2	
18	N163-700200-820	蓄电池负极引线 Cable, Battery(-)	1	
19	R840-700001-000	少维护蓄电池 Battery, Low-Maintenance	1	12V 60Ah
20	G000093-000005-00	垫圈 5 Washer 5	5	
21	G000067-005012-00	螺钉M5×12 Screw M5×12	5	
22	G0097P1-000005-00	垫圈 5 Washer 5	5	
23	NC967-700400-000	油量传感器 Fuel sensor	1	
24	R962-701000-000	主线束固定支 Support, Main wire-harness	1	
25	PKD-180-G00	捆线带 Bundles tapes	1	
26	NC9321-710000-001	车身主线束 Main wire-harness	1	≤2012-5-20
26	NC9321-710000-002	车身主线束 Main wire-harness	1	出口叉车 Export forklift ≥2012-5-20
26	NC9321-710001-W02	车身主线束 Main wire-harness	1	国内叉车 ≥2012-5-20
27	NC9717-700600-000	制动灯开关 Brake lamp switch	1	
28	G0029P2-008020-00	螺栓M8×20 Bolt M8×20	1	

图6 电气系统
Fig.6 Electrical system

Ⓜ CPCD10/15/18N-RW32



序号 Item	物料码 Part No.	名称 Description	数量 Qty	备注或适用车型 Remarks or Serial No.
29	R960-700300-820	起动机接地线 Ground wire, Starter	1	
30	R960-700001-000	导线夹片 Wire Clip	1	
31	G0029P2-008016-00	螺栓M8×16 Bolt M8×16	1	
32	NC9717-700300-000	油温报警器 Fuel temp alarm	1	
33	NC9321-703000-000	蓄电池正极引线 Cable, Battery(+)	1	≤2012-5-20
33	N152-700100-000	蓄电池正极引线 Cable, Battery(+)	1	≥2012-5-20
34	G000067-006030-00	螺钉M6×30 Screw M6×30	4	
35	G0097P1-000006-00	垫圈 6 Washer 6	4	
36	G000093-000006-00	垫圈 6 Washer 6	4	
37	R9717-704000-000	控制盒 Control box	1	见图III See Fig.III
38	NC9321-700006-001	水温传感器 Water temp sensor	1	
39		QGS控制器 QGS Controller	1	发动机配 Supply by engine
40		起动机 Starter	1	发动机配 Supply by engine
41		油压报警器 Hydraulic Oil alarm	1	发动机配 Supply by engine
42		发电机 Alternator	1	发动机配 Supply by engine

图7 电气系统 (感知系统)

Fig.7 Electrical system (Sensing System)

Ⓕ CPQD10/15/18N-RW21

Ⓕ CPQD15/18N-RW51-Y Ⓕ CPQD15/18N-RW21-Y

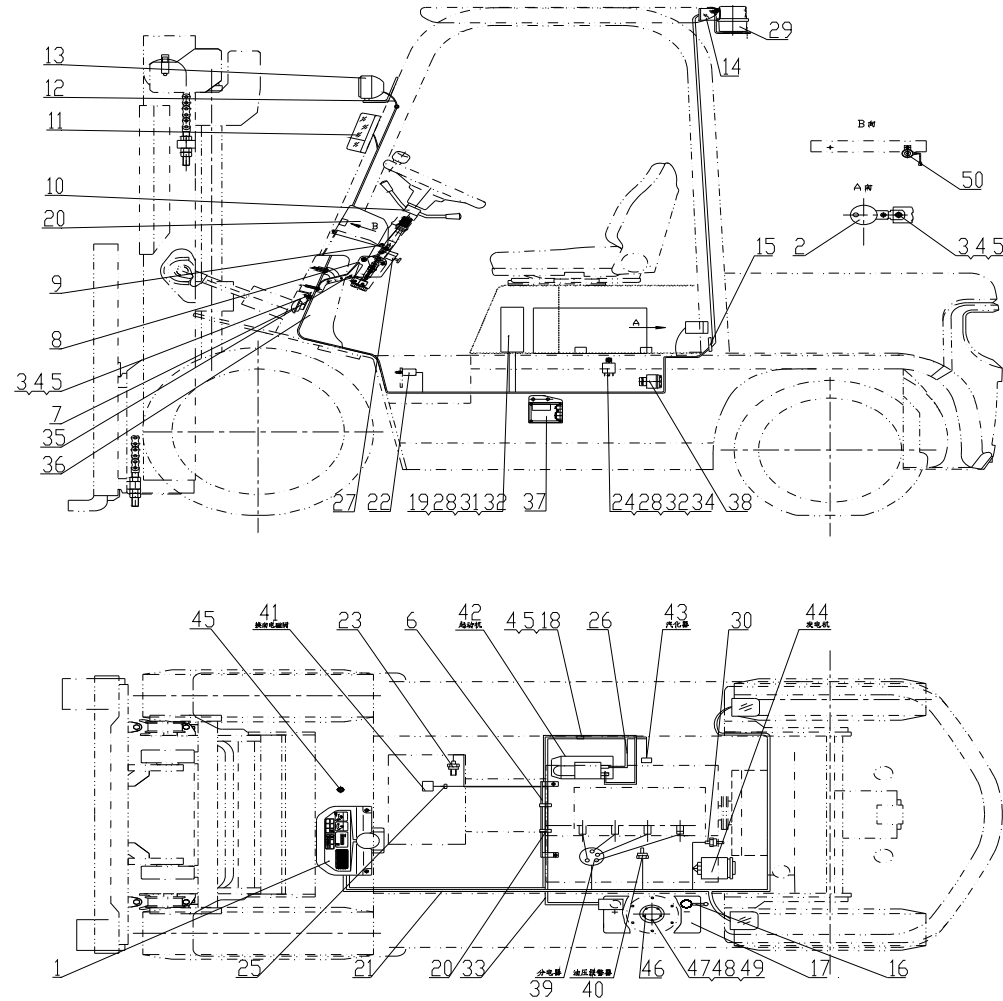
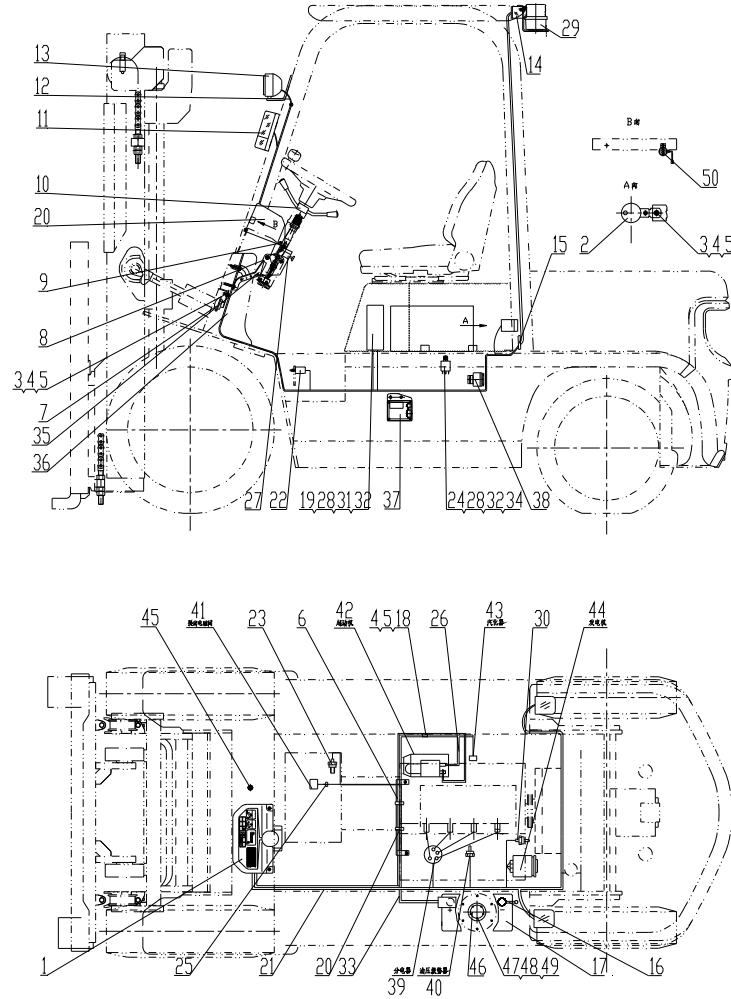


图7 电气系统 (感知系统)

Fig.7 Electrical system (Sensing System)

Ⓕ CPQD10/15/18N-RW21

Ⓒ CPQD15/18N-RW51-Y Ⓓ CPQD15/18N-RW21-Y



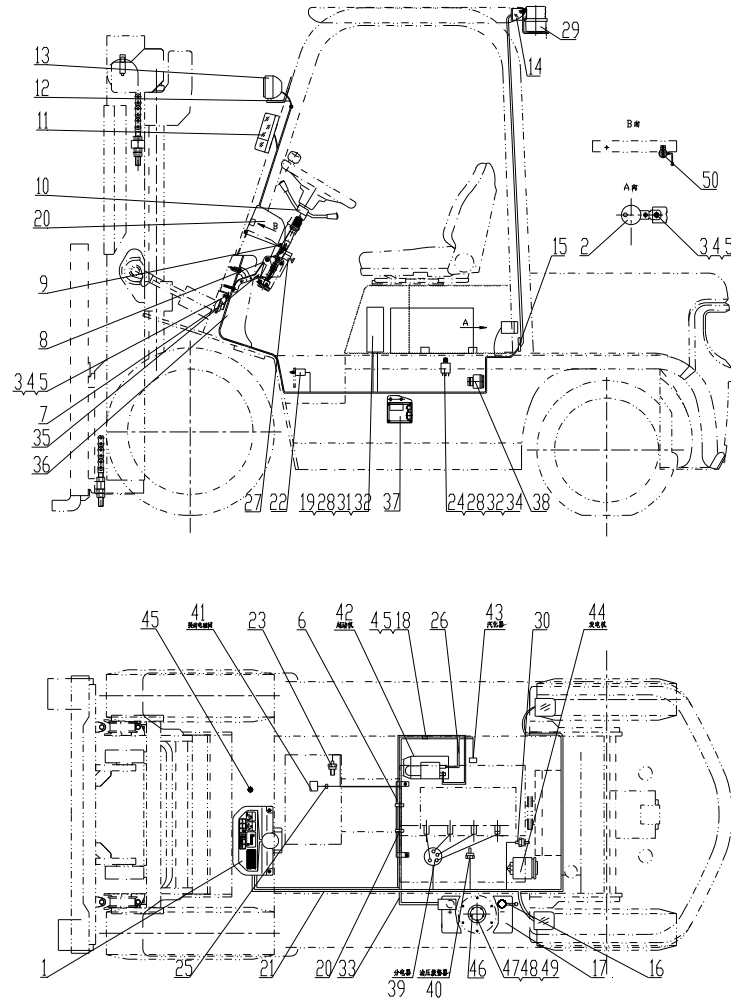
序号 Item	物料码 Code No.	名称 Description	数量 Qty	备注或适用车型 Remarks Or Serial No.
1		仪表板总成 Instrument assy	1	见图XI See Fig. XI
2	NC9717-700500-000	倒车蜂鸣器 Buzzer,Back	1	
3	G0029P2-008016-00	螺栓M8×16 Bolt M8×16	2	
4	G000093-000008-00	垫圈 8 Washer 8	4	
5	G0097P1-000008-00	垫圈 8 Washer 8	4	
6	R962-701000-000	主线束固定支架Support, Main wire-harness	1	
7		喇叭 Horn	1	见图 II See Fig. II
8	N163-700001-000	仪表板围板 Dashboard panels	1	
9	N163-420100-000	螺钉组件 Screw components	7	
10		组合开关 Combination Switch assy	1	见图VII See Fig. VII
11		前小灯总成 Front lamp-assy, Side	1	见图 V See Fig. V
12	N163-700002-000	前灯线护套 Front lamp wire sheath	2	
13		前大灯总成 Front lamp-assy,Head	1	见图 V See Fig. V
14		后灯总成 Rear lamp-assy	1	见图VI See Fig. VI
15	R960-700005-001	后灯线护套 Rear lamp wire sheath	1	

图7 电气系统 (感知系统)

Fig.7 Electrical system (Sensing System)

Ⓕ CPQD10/15/18N-RW21

Ⓒ CPQD15/18N-RW51-Y Ⓖ CPQD15/18N-RW21-Y



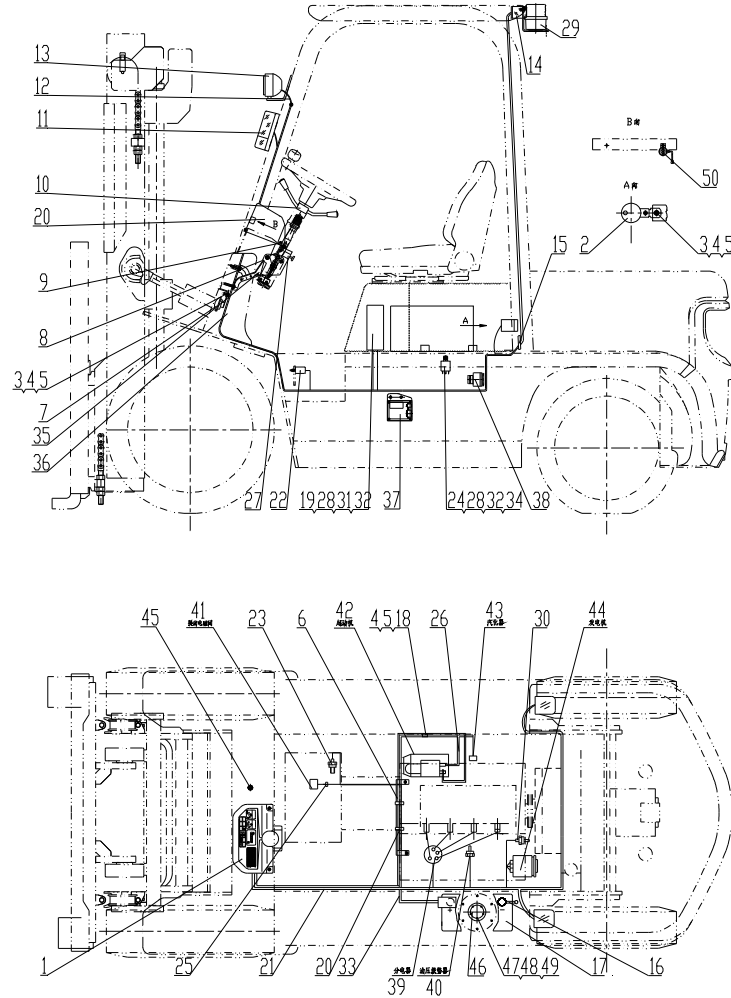
序号 Item	物料码 Code No.	名称 Description	数量 Qty	备注或适用车型 Remarks Or Serial No.
16	N163-700200-820	蓄电池负极引线 Cable, Battery(-)	1	
17	NC844-700001-000	少维护蓄电池 Battery, Low-Maintenance	1	12V 60Ah
18	G005783-008016-00	螺栓 M8×16 Bolt M8×16	1	
19	G005783-006030-00	螺栓 M6×30 Bolt M6×30	4	
20	ZDG115x8-G00	扎带 Ties	4	
21	NC9717-710000-800	车身主线束 Main wire-harness	1	<2014-01-10,LPG-Y 护顶架 Overhead guard
21	R9717-710000-900	车身主线束 Main wire-harness	1	≥2014-01-10,LPG-Y 护顶架 Overhead guard
21	NC9717-710000-830	车身主线束 Main wire-harness	1	<2014-01-10,LPG-Y 驾驶室 Cab
21	R9717-710000-910	车身主线束 Main wire-harness	1	≥2014-01-10,LPG-Y 驾驶室 Cab
21	NC949-710000-800	车身主线束 Main wire-harness	1	<2014-01-10,LPG-QY 护顶架 Overhead guard
21	R979-710000-900	车身主线束 Main wire-harness	1	≥2014-01-10,LPG-QY 护顶架 Overhead guard
21	NC949-710000-830	车身主线束 Main wire-harness	1	<2014-01-10,LPG-QY 驾驶室 Cab
21	R979-710000-910	车身主线束 Main wire-harness		≥2014-01-10,LPG-QY 驾驶室 Cab
22	NC9717-700600-000	制动灯开关 Brake lamp switch	1	
23	NC9717-700300-000	油温报警器 Fuel temp alarm	1	国产传动

图7 电气系统 (感知系统)

Fig.7 Electrical system (Sensing System)

Ⓕ CPQD10/15/18N-RW21

Ⓒ CPQD15/18N-RW51-Y Ⓖ CPQD15/18N-RW21-Y



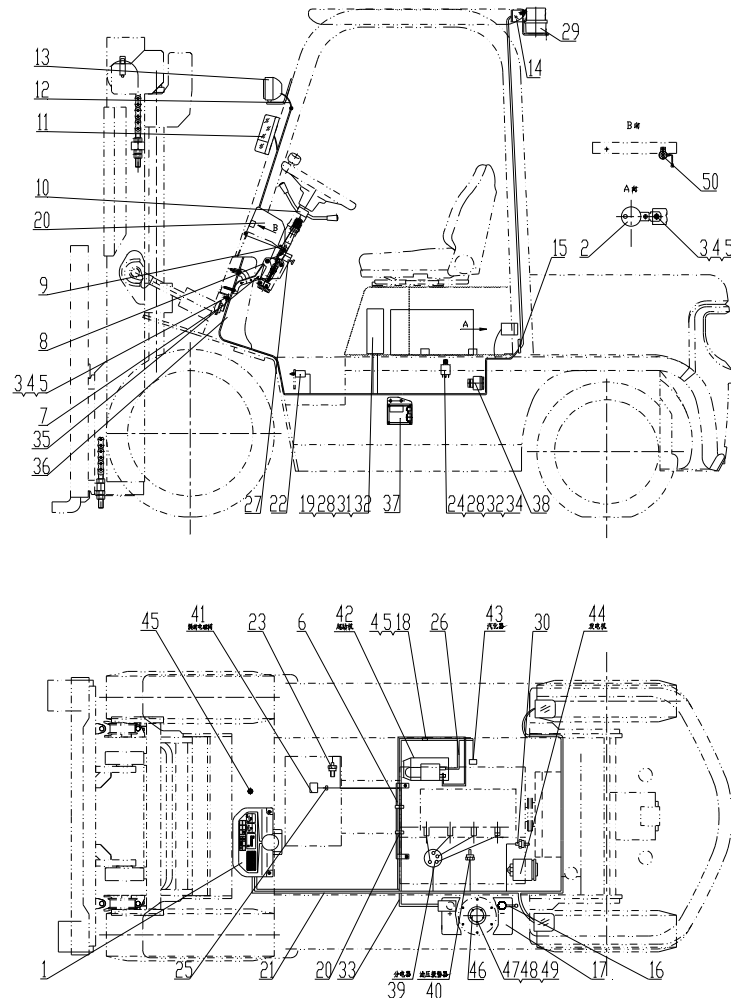
序号 Item	物料码 Code No.	名称 Description	数量 Qty	备注或适用车型 Remarks Or Serial No.
24	G005783-006020-00	螺栓 M6×20 Bolt M6×20	1	
25	R960-700001-000	导线夹片 Wire Clip	1	
26	R960-700300-820	起动机接地线 Ground wire, Starter	1	
27	JK106-G00	车灯开关 lamp switch	1	
28	G0097P1-000006-00	垫圈 6 Washer 6	5	
29		警灯总成 Warning light assy	1	见图VIII See Fig. VIII 选配 Optional
30	N163-700006-000	水温传感器 Water temp sensor	1	
31		控制盒 Control box	1	见图XII See Fig. XII
32	G000093-000006-00	垫圈 6 Washer 6	5	
33	N152-700100-000	蓄电池正极引线 Cable, Battery(+)	1	
34	XF251-700200-000	汽化器继电器 Carburetor relay	1	
35		手刹开关总成 Handbrake switch assy	1	见图 X See Fig. X
36	NC9419-700020-800	多路阀过渡线 Multiple valve transitional line	1	
37		感知系统控制器 Perceptual system controller	1	见图 X III See Fig. X III

图7 电气系统 (感知系统)

Fig.7 Electrical system (Sensing System)

Ⓕ CPQD10/15/18N-RW21

Ⓒ CPQD15/18N-RW51-Y Ⓖ CPQD15/18N-RW21-Y



序号 Item	物料码 Code No.	名称 Description	数量 Qty	备注或适用车型 Remarks Or Serial No.
38	NC9419-700200-800	报警器 Alarm	1	<2014-01-10
39		分电器 Distributor	1	发动机配 Supply by engine
40		油压报警器 Hydraulic Oil alarm	1	发动机配 Supply by engine
41		电磁换向 Electromagnetic reversing valves	1	变速箱配 Supply by transmission box
42		起动机 Starter	1	发动机配 Supply by engine
43		汽化器 Carburetor	1	发动机配 Supply by engine
44		发电机 Alternator	1	发动机配 Supply by engine
45	R977-700100-000	LPG/Gas转换开关 LPG/Gas switch	1	Ⓖ 双燃料 Dual fuel
46	NC967-700400-000	油量传感器 Fuel sensor	1	Ⓕ, Ⓖ 双燃料 Dual fuel
47	G000093-000005-00	垫圈 5 Washer 5	5	Ⓕ, Ⓖ 双燃料 Dual fuel
48	G000067-005012-00	螺钉M5×12 Screw M5×12	5	Ⓕ, Ⓖ 双燃料 Dual fuel
49	G0097P1-000005-00	垫圈 5 Washer 5	5	Ⓕ, Ⓖ 双燃料 Dual fuel
50	R9321-700100-900	报警器 Alarm	1	≥2014-01-10

图 8 电气系统 (感知系统)

Fig.8 Electrical system (Sensing System)

Ⓜ CPCD10/15/18N-RW32

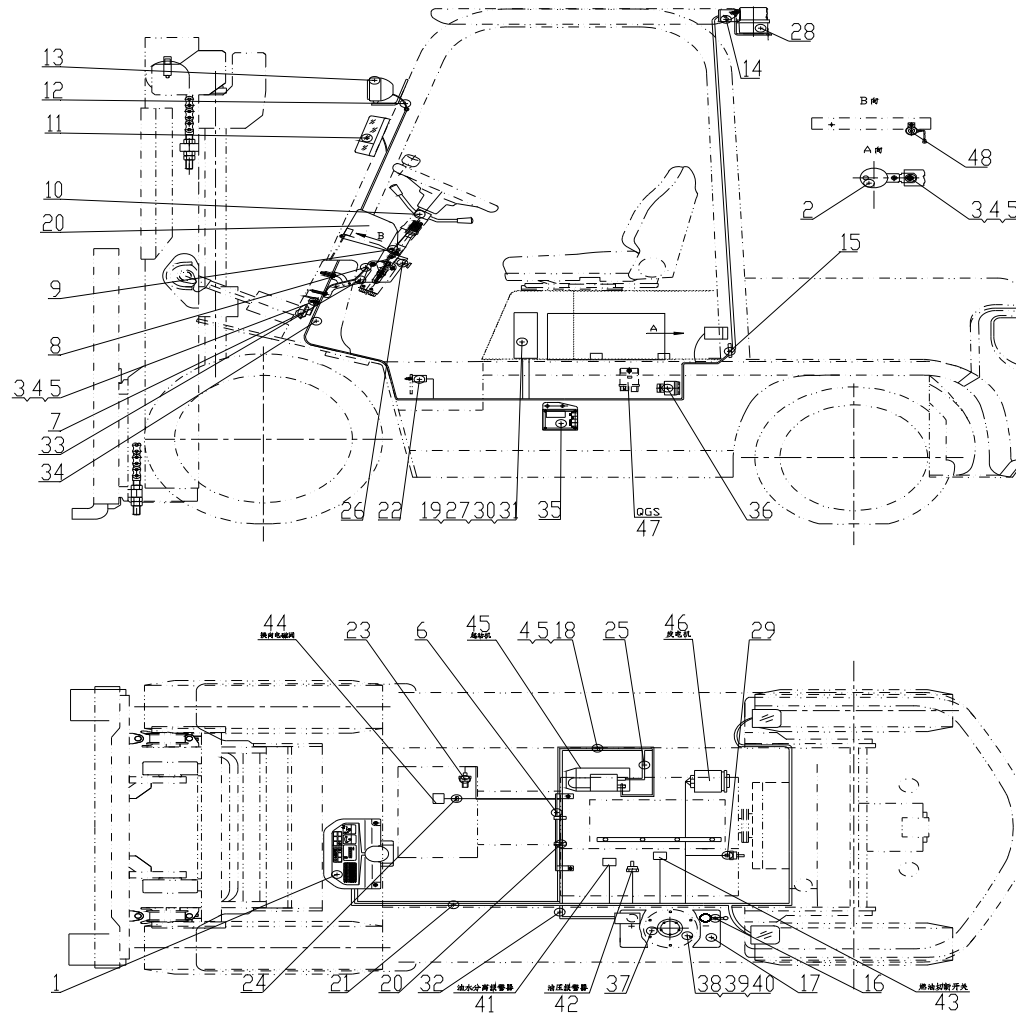
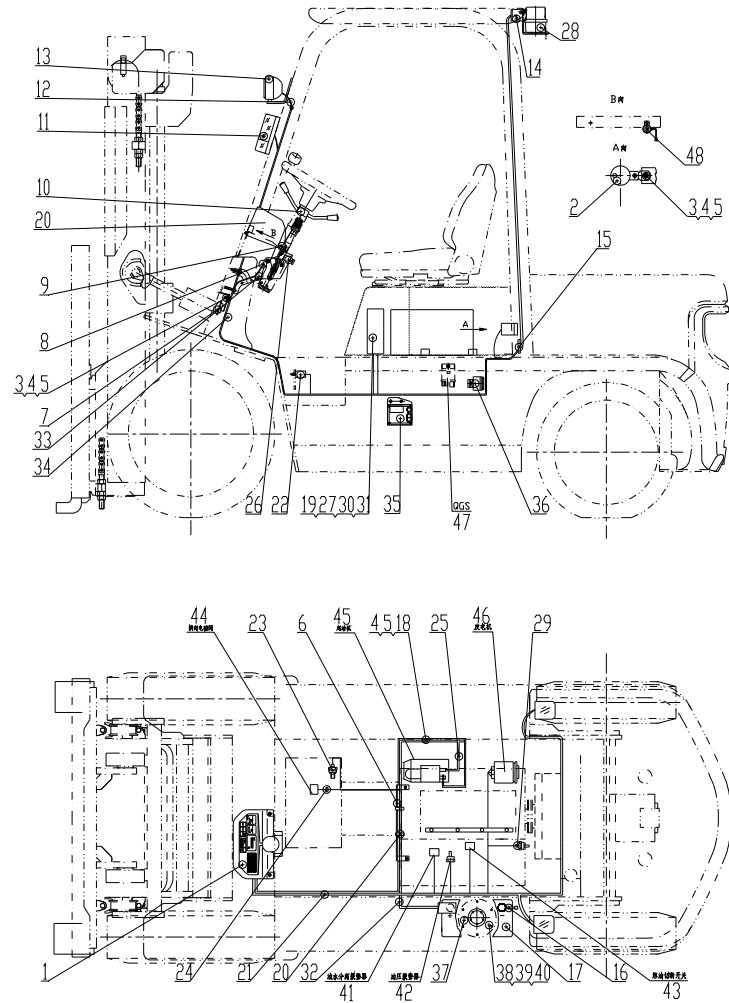


图 8 电气系统 (感知系统)

Fig.8 Electrical system (Sensing System)

Ⓜ CPCD10/15/18N-RW32

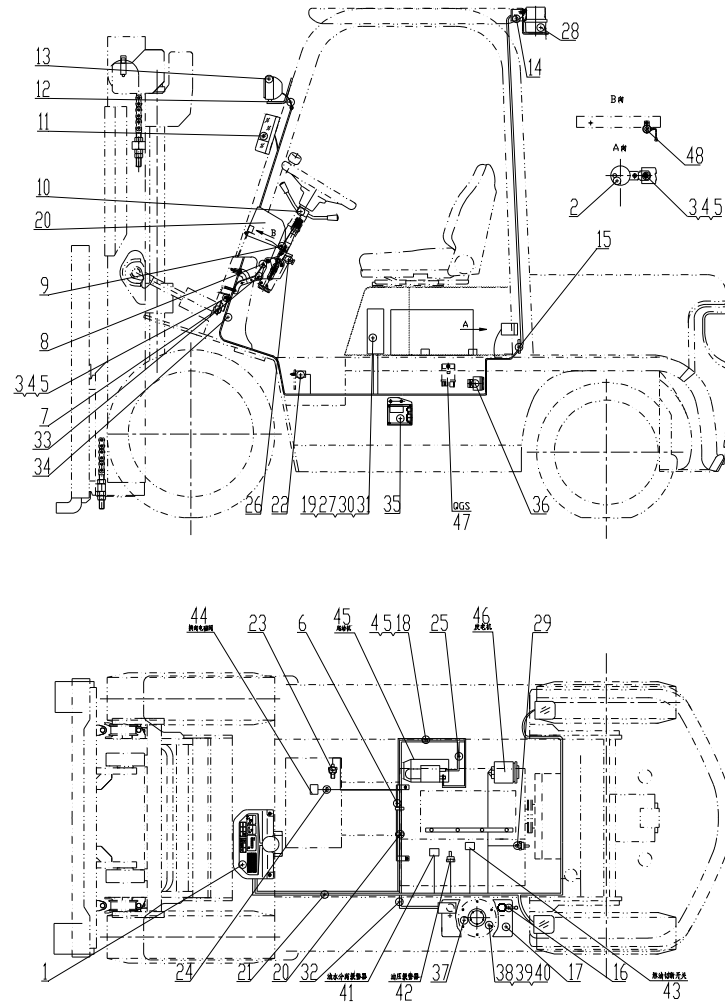


序号 Item	物料码 Code No.	名称 Description	数量 Qty	备注或适用车型 Remarks Or Serial No.
1		仪表板总成 Instrument assy	1	见图XI See Fig.XI
2	NC9717-700500-000	倒车蜂鸣器 Buzzer,Back	1	
3	G0029P2-008016-00	螺栓M8×16 Bolt M8×16	2	
4	G000093-000008-00	垫圈 8 Washer 8	4	
5	G0097P1-000008-00	垫圈 8 Washer 8	4	
6	N163-700009-000	喇叭 Horn	1	见图 II See Fig. II
7	N163-700001-000	仪表板围板 Dashboard panels	1	
8	N163-420100-000	螺钉组件 Screw components	7	
9	ZD122×8-G00	扎带 Ties	2	
10		组合开关 Combination Switch assy	1	见图VII See Fig. VII
11		前小灯总成 Front lamp-assy, Side	1	见图 V See Fig. V
12	N163-700002-000	前灯线护套 Front lamp wire sheath	2	
13		前大灯总成 Front lamp-assy,Head	1	见图 V See Fig. V
14		后灯总成 Rear lamp-assy	1	见图VI See Fig.VI
15	R960-700005-001	后灯线护套 Rear lamp wire sheath	1	

图 8 电气系统 (感知系统)

Fig.8 Electrical system (Sensing System)

Ⓜ CPCD10/15/18N-RW32

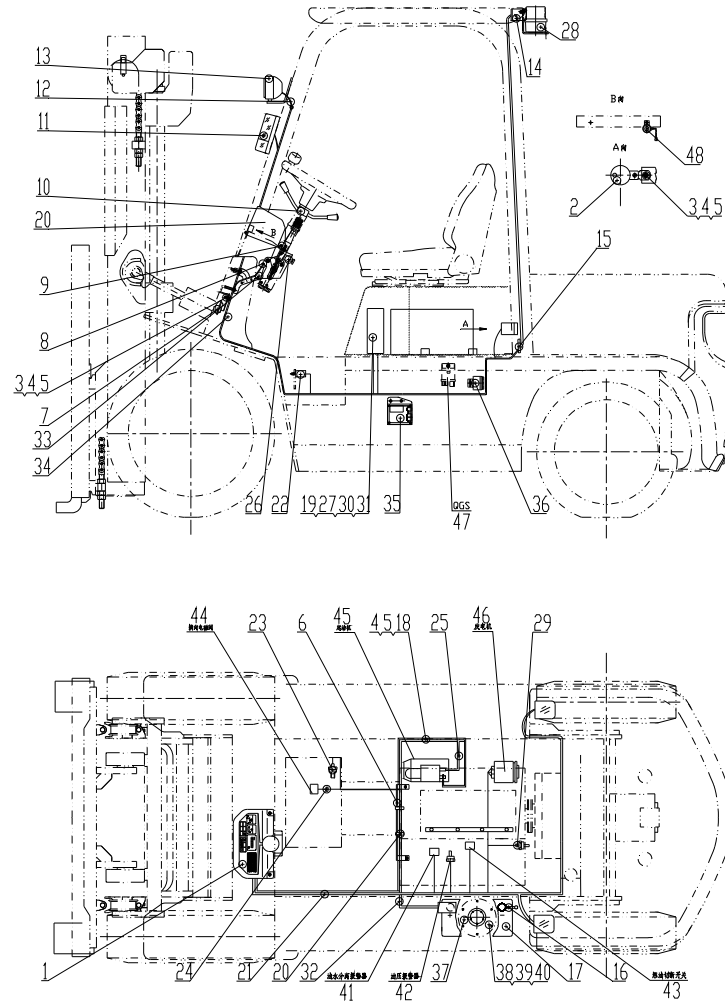


序号 Item	物料码 Code No.	名称 Description	数量 Qty	备注或适用车型 Remarks Or Serial No.
16	N163-700200-820	蓄电池负极引线 Cable, Battery(-)	1	
17	NC844-700001-000	少维护蓄电池 Battery, Low-Maintenance	1	12V 60Ah
18	G0029P2-008016-00	螺栓M8×16 Bolt M8×16	1	
19	G000067-006030-00	螺钉M6×30 Screw M6×30	4	
20	ZDG115x8-G00	扎带 Ties	2	
21	NC9321-710000-800	车身主线束 Main wire-harness	1	<2014-01-10 护顶架 Overhead guard
21	R9321-710000-900	车身主线束 Main wire-harness	1	≥2014-01-10 护顶架 Overhead guard
21	NC9321-710000-830	车身主线束 Main wire-harness	1	<2014-01-10 驾驶室 Cab
21	R9321-710000-910	车身主线束 Main wire-harness	1	≥2014-01-10 驾驶室 Cab
22	NC9717-700600-000	制动灯开关 Brake lamp switch	1	
23	NC9717-700300-000	油温报警器 Fuel temp alarm	1	
24	R960-700001-000	导线夹片 Wire Clip	1	
25	R960-700300-820	起动机接地线 Ground wire, Starter	1	
26	JK106-G00	车灯开关 lamp switch	1	
27	G0097P1-000006-00	垫圈 6 Washer 6	4	

图 8 电气系统 (感知系统)

Fig.8 Electrical system (Sensing System)

Ⓜ CPCD10/15/18N-RW32



序号 Item	物料码 Code No.	名称 Description	数量 Qty	备注或适用车型 Remarks Or Serial No.
28		警灯总成 Warning light assy	1	见图VIII See Fig. VIII 选配 Optional
29	NC9321-700006-001	水温传感器 Water temp sensor	1	
30		控制盒 Control box	1	见图XII See Fig.XII
31	G000093-000006-00	垫圈 6 Washer 6	4	
32	N152-700100-000	蓄电池正极引线 Cable, Battery(+)	1	
33		手刹开关总成 Handbrake switch assy	1	见图 X See Fig. X
34	NC9419-700020-800	多路阀过渡线 Multiple valve transitional line	1	
35		感知系统控制器 Perceptual system controller	1	见图 X III See Fig. X III
36	NC9419-700200-800	报警器 Alarm	1	<2014-01-10
37	NC967-700400-000	油量传感器 Fuel sensor	1	
38	G000093-000005-00	垫圈 5 Washer 5	5	
39	G000067-005012-00	螺钉M5×12 Screw M5×12	5	
40	G0097P1-000005-00	垫圈 5 Washer 5	5	
41		油水分离报警器 Oil-water separator alarm	1	发动机配 Supply by engine
42		油压报警器 Hydraulic Oil alarm	1	发动机配 Supply by engine

图 23 电气系统 (感知系统)

Fig.23 Electrical system (OPS System)

① CPCD10/15/18N-RW10

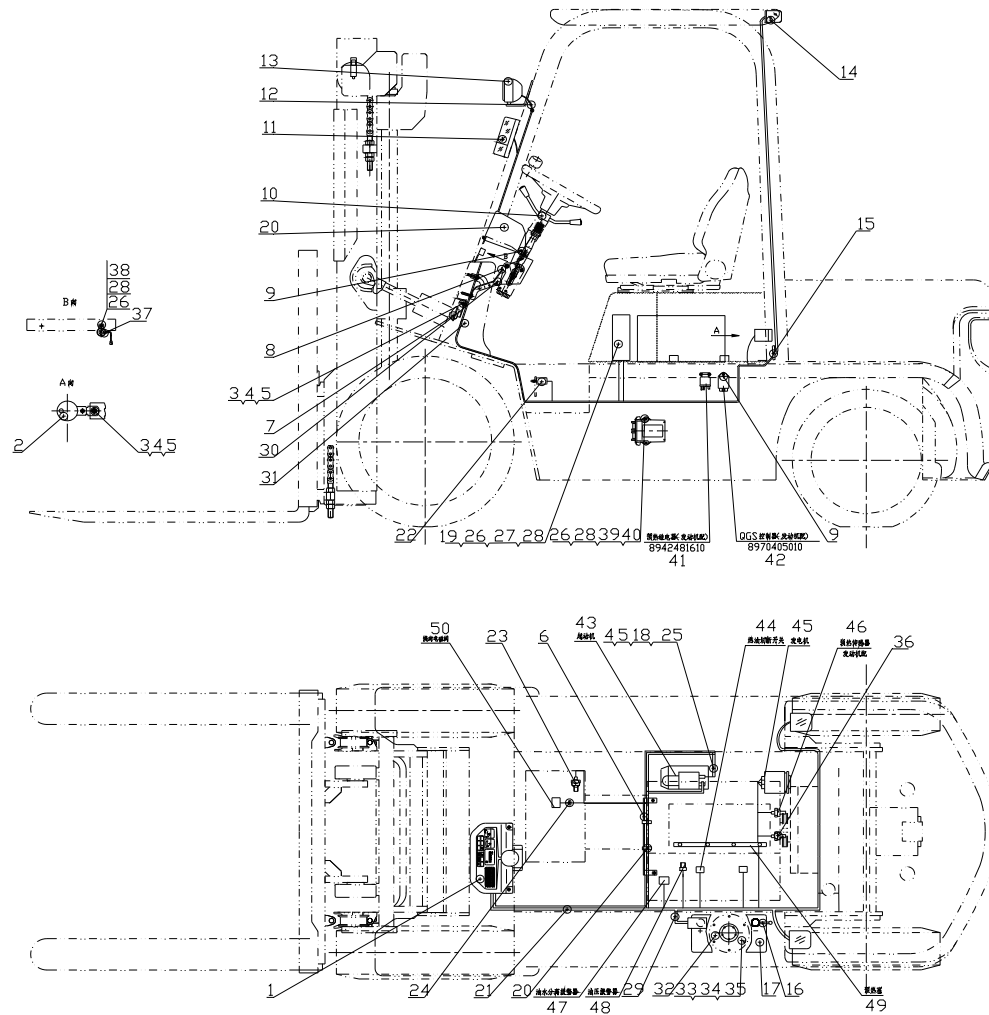


图 23 电气系统 (感知系统)
Fig.23 Electrical system (OPS System)

① CPCD10/15/18N-RW10

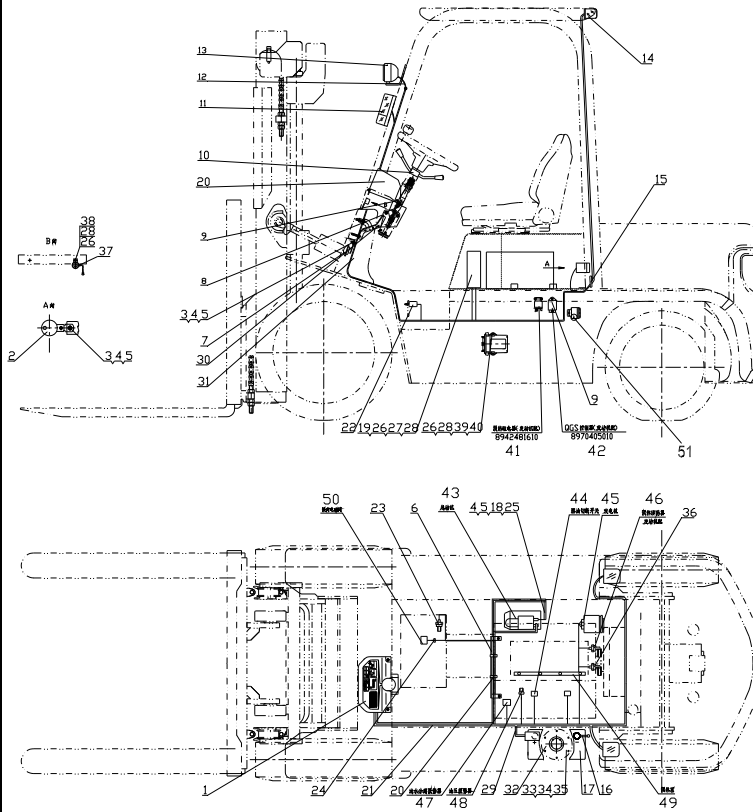
	序号 Item	物料码 Code No.	名称 Description	数量 Qty	备注或适用车型 Remarks Or Serial No.
	1	NC9419-740000-800	仪表板总成 Instrument assy	1	见图 XI See Fig. XI
	2	NC9717-700500-000	倒车蜂鸣器 Buzzer,Back	1	
	3	G0029P2-008016-00	螺栓 M8×16 Bolt M8×16	2	
	4	G000093-000008-00	垫圈 8 Washer 8	4	
	5	G0097P1-000008-00	垫圈 8 Washer 8	4	
	6	R962-701000-000	主线束固定支架 Support, Main wire-harness	1	
	7	N163-700009-000	喇叭 Horn	1	见图 II See Fig. II
	8	N163-700001-000	仪表板围板 Dashboard panels	1	
	9	N163-420100-000	螺钉组件 Screw components	10	
	10		组合开关 Combination Switch assy	1	见图 VII See Fig. VII
	11		前小灯总成 Front lamp-assy, Side	1	见图 V See Fig. V
	12	N163-700002-000	前灯线护套 Front lamp wire sheath	2	
	13		前大灯总成 Front lamp-assy,Head	1	见图 V See Fig. V
	14		后灯总成 Rear lamp-assy	1	见图 IV See Fig. IV
	15	N163-700005-000	后灯线护套 Rear lamp wire sheath	1	

图 23 电气系统 (感知系统)
Fig.23 Electrical system (OPS System)

① CPCD10/15/18N-RW10

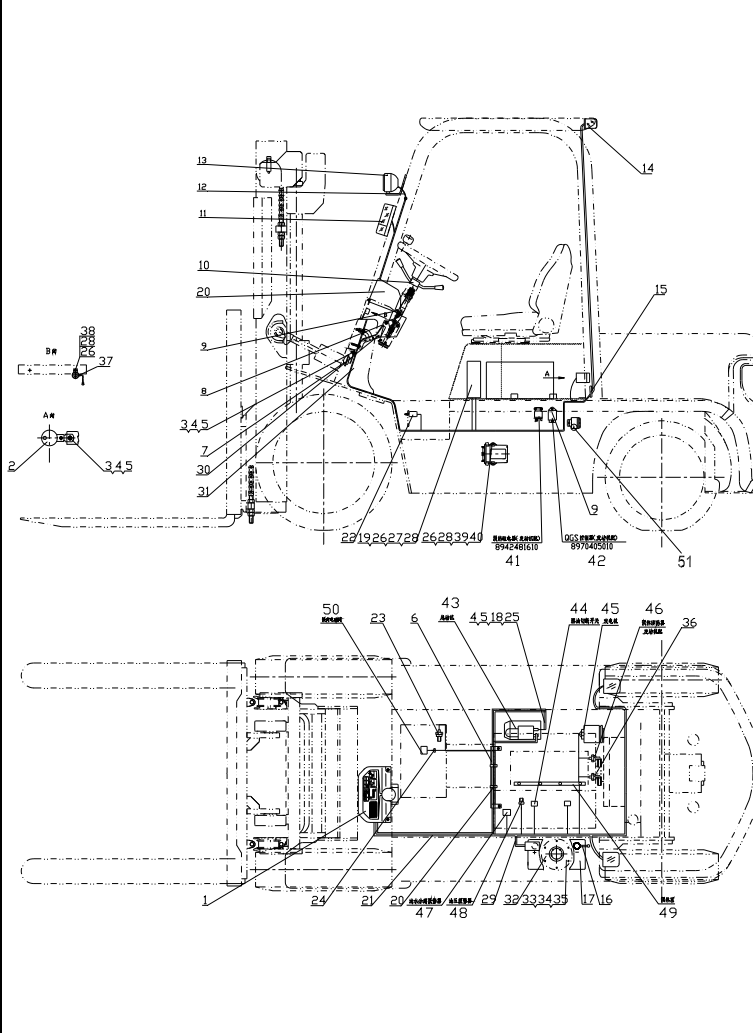
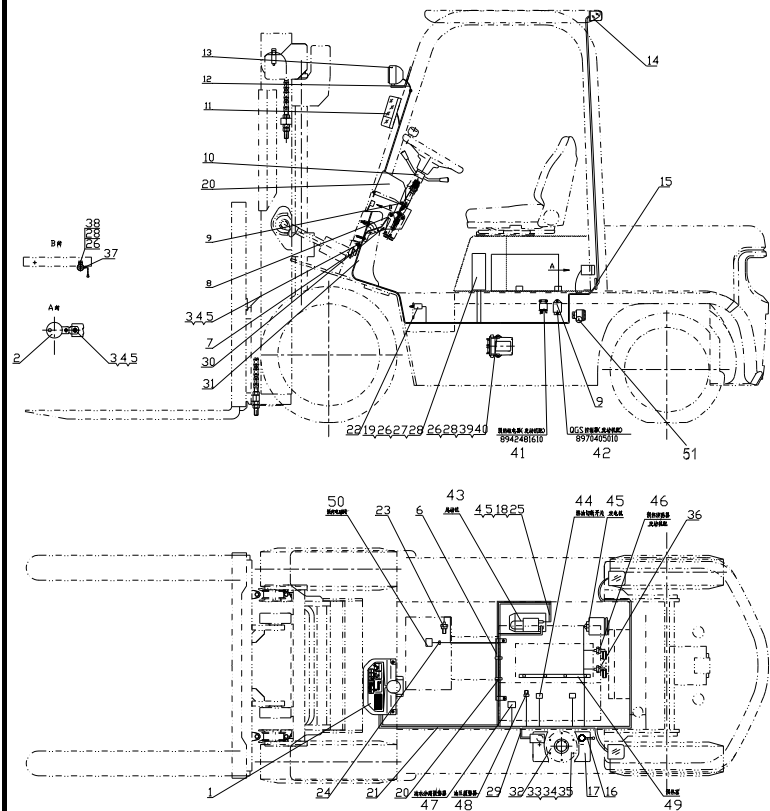
	序号 Item	物料码 Code No.	名称 Description	数量 Qty	备注或适用车型 Remarks Or Serial No.
	16	N163-700200-820	蓄电池负极引线 Cable, Battery(-)	1	
	17	R840-700001-000	少维护蓄电池 Battery, Low-Maintenance	1	12V 60Ah
	18	G005783-008016-00	螺栓 M8×16 Bolt M8×16	1	
	19	G005783-006030-00	螺栓 M6×30 Bolt M6×30	4	
	20	ZDG115x8-G00	扎带 Ties	4	
	21	NC967-710000-800	车身主线束 Main wire-harness	1	<2014-01-10 护顶架 Overhead guard
	21	R967-710000-900	车身主线束 Main wire-harness	1	≥2014-01-10 护顶架 Overhead guard
	21	R967-710000-910	车身主线束 Main wire-harness	1	≥2014-01-10 驾驶室 Cab
	22	NC9717-700600-000	制动灯开关 Brake lamp switch	1	
	23	NC9717-700300-000	油温报警器 Fuel temp alarm	1	③ 国产传动
	24	R960-700001-000	导线夹片 Wire Clip	1	
	25	R960-700300-820	起动机接地线 Ground wire, Starter	1	
	26	G0097P1-000006-00	垫圈 6 Washer 6	7	
	27		控制盒 Control box	1	见图XII See Fig.XII
	28	G000093-000006-00	垫圈 6 Washer 6	7	

图 23 电气系统 (感知系统)
Fig.23 Electrical system (OPS System)

① CPCD10/15/18N-RW10

序号 Item	物料码 Code No.	名称 Description	数量 Qty	备注或适用车型 Remarks Or Serial No.
29	N152-700100-000	蓄电池正极引线 Cable, Battery(+)	1	
30	NC9419-703000-800	手刹开关总成 Handbrake switch assy	1	见图 X See Fig. X
31	NC9419-700020-800	多路阀过渡线 Multiple valve transitional line	2	
32	NC967-700400-000	油量传感器 Fuel sensor	1	
33	G000093-000005-00	垫圈 5 Washer 5	5	
34	G000067-005012-00	螺钉 M5×12 Screw M5×12	5	
35	G0097P1-000005-00	垫圈 5 Washer 5	5	
36	NC9321-700006-001	水温传感器 Water temp sensor	1	
37	R9321-700100-900	报警器 Alarm	1	≥2014-01-10
38	G000818-006012-00	螺钉 M6×12 Screw M6×12	1	
39	G005783-006025-00	螺栓 M6×25 Bolt M6×25	2	
40		感知系统控制器 OPS system controller	1	见图 X III See Fig. X III
41		预热继电器 Pre-heat Relay	1	发动机配 Supply by engine
42		QGS控制器 QGS Controller	1	发动机配 Supply by engine
43		起动机 Starter	1	发动机配 Supply by engine



第八部分 驾驶室目录
Part VIII Cab system contents

序号 Item	名称 Description	适用车型 Serial No.	页码 Page
图 1 Fig. 1	驾驶室整体示意 Overall of cab	1.0t-3.5t	8-1
图 2 Fig. 2	主框架系统 Frame system	1.0t-3.5t	8-2
图 3 Fig. 3	顶窗系统 Top windows system	1.0t-3.5t	8-9
图 4 Fig. 4	前窗系统 Front windows system	1.0t-3.5t	8-11
图 5 Fig. 5	左侧门系统 Left door system	1.0t-3.5t	8-14
图 6 Fig. 6	右侧门系统 Right door system	1.0t-3.5t	8-17
图 7 Fig. 7	后窗系统 Rear windows system	1.0t-3.5t	8-20
图 8 Fig. 8	喷水壶总成 (CE) Spray bottle assy (CE)	1.0t-3.5t	8-25
图 9 FIG. 9	暖风机总成, 非 CE Heater assy, not CE	1.0t-7.0t, 选配/ Optional	8-26
图 10 FIG. 10	暖风机总成, CE Heater assy, CE	1.0t-7.0t, 选配/ Optional	8-28

注明：图 1-图 8 驾驶室用于所有 R 系列 1~3.5 吨位叉车，高度在标准护顶架高度基础上加高 40mm。简称加高款。

Note: Cabs of fig.1-fig.8 apply to all R series 1~3.5 t trucks, the heights of overhead guard are 40mm higher than standard, referred to as higher type.

图 1 驾驶室整体示意
Fig. 1 Overall of cab

1.0t-3.5t



图2 主框架系统
Fig. 2 Frame system

1.0t-3.5t

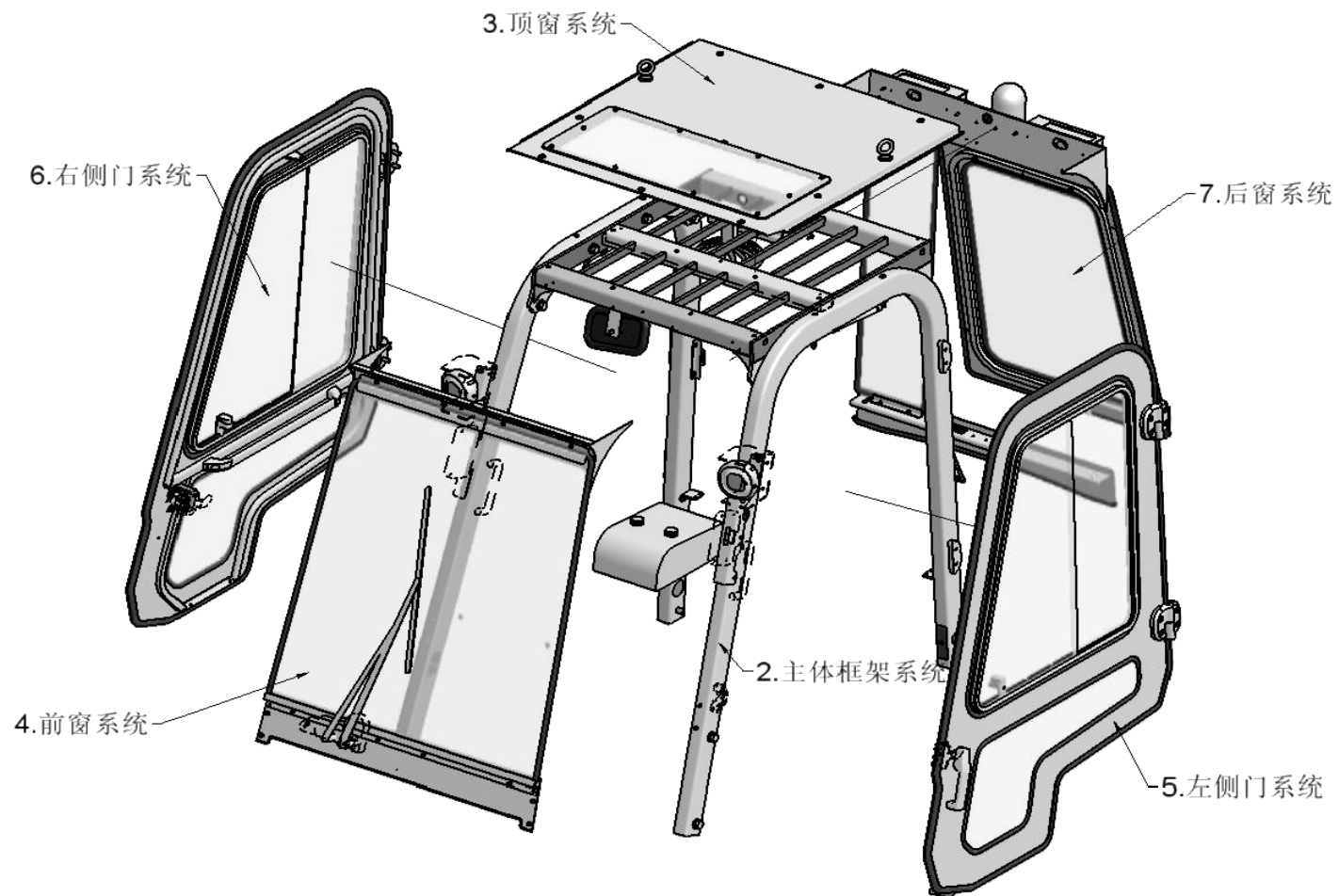


图2 主框架系统
Fig. 2 Frame system

1.0t-3.5t

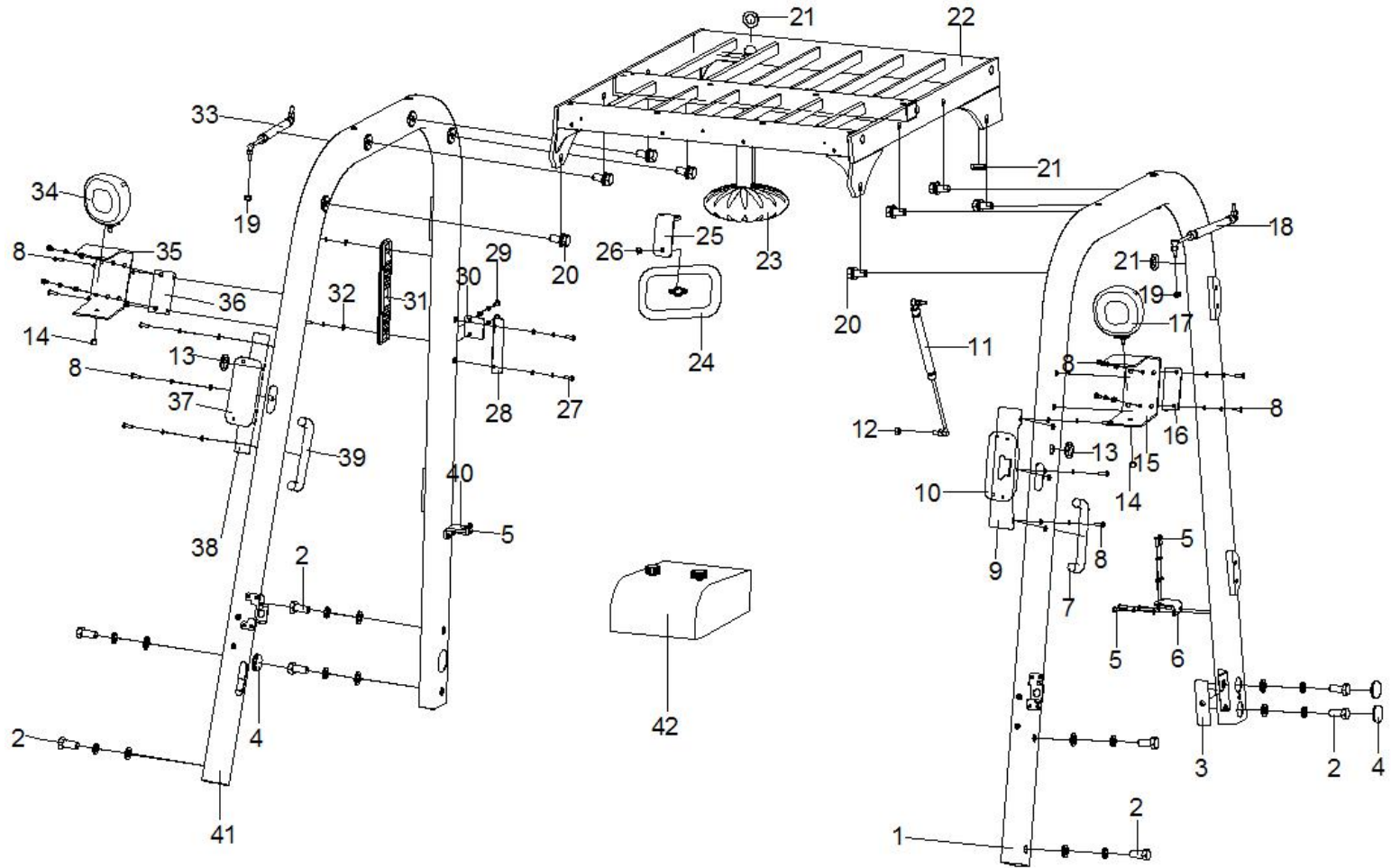


图2 主框架系统
Fig. 2 Frame system

1.0t-3.5t

序号 Item	物料码 Part No.	名称 Description	数量 Qty	备注或适用车型 Remarks or Serial No.
1	JR960A-101000-000	左支撑腿总成 Left leg assy	1	非 CE/not CE
1	JR960A-101000-0CE	左支撑腿总成 Left leg assy	1	CE
2	N163-800005-000	螺栓 M16x1.5x40 Bolt M16x1.5x40	8	车架装配螺栓组件
2	GB/T93-87-M16	弹簧垫圈 M16 Spring pads M16		
2	GB/T95-2002-16	平垫圈 C级 16 Flat washers C 16		
3	N163-700005-000	后灯线护套 Rear light line sheath	1	1.0t-3.5t
4	N163-800004-000	橡胶塞 Rubber plug	4	1.0t-3.5t
5	GB/T818-2000-M6x12	十字槽盘头螺钉 M6x12 screw M6x12	8	后横梁支座固定螺栓组
5	GB/T93-87-M6	弹簧垫圈 M6 Spring pads M6		
5	GB/T95-2002-6	平垫圈 C级 6 Flat washers C 6		
6	JR960-100002-000	后横梁支座 (左) Rear plate (left)	1	1.0t-3.5t
7	JCLS186-000-G00	上车拉手 (左) Handel (left)	1	JR960A-000009-G01 JR960A-000009-GCE
8	GB/T818-2000-M6x12	十字槽盘头螺钉 M6x12 screw M6x12	14	压紧板固定螺栓组
8	GB/T93-87-M6	弹簧垫圈 M6 Spring pads M6	14	
8	GB/T95-2002-6	平垫圈 C级 6 Flat washers C 6	14	

图2 主框架系统
Fig. 2 Frame system

1.0t-3.5t

序号 Item	物料码 Part No.	名称 Description	数量 Qty	备注或适用车型 Remarks or Serial No.
9	JR960-000042-000	压紧板(左) Cover plate (left)	1	
10	NC9717-750100-000	前小灯 Front light assy	1	
11	YQL435-170-180N	后窗气弹簧 Rear windows spring	1	JR960A-010000-G00
12	GB/T41-2000-M8	六角螺母 M8 Hexagon nuts M8	1	后窗气弹簧紧固件
13	N163-700002-000	前灯护套 Front light line sheath	2	1.0t-3.5t
14	GB/T6187.1-2000	锁紧螺母 Locking nut	2	前大灯紧固件
15	R960-761000-000	前大灯安装架(左) Head lamp mounting(left)	1	1.0t-3.5t
16	JR930-100100-000	大灯支架(左) Headlamp bracket(left)	1	1.0t-3.5t
17	NC9717-760100-000	前大灯 Headlamp bracket	1	1.0t-3.5t
18	YQL435-170-180N	门气弹簧(左) Left door spring (left)	1	JR930-010000-G00
19	GB /T41-2000- M8	六角螺母 M8 Hexagon nuts M8	2	门气弹簧紧固件
20	N163-420500-000	螺栓组件 Bolt assy	8	1.0t-3.5t
21	N163-700002-000	灯线护套 light line sheath	3	1.0t-3.5t
22	JR960A-103000-000	护顶架顶部总成 Overhead guard assy	1	1.0t-3.5t

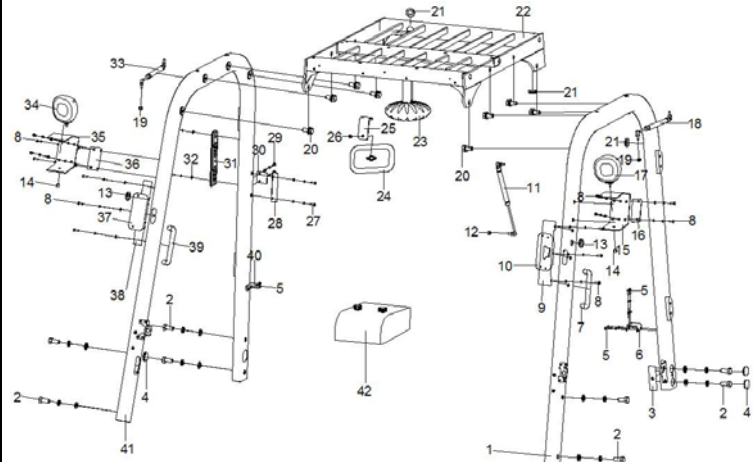
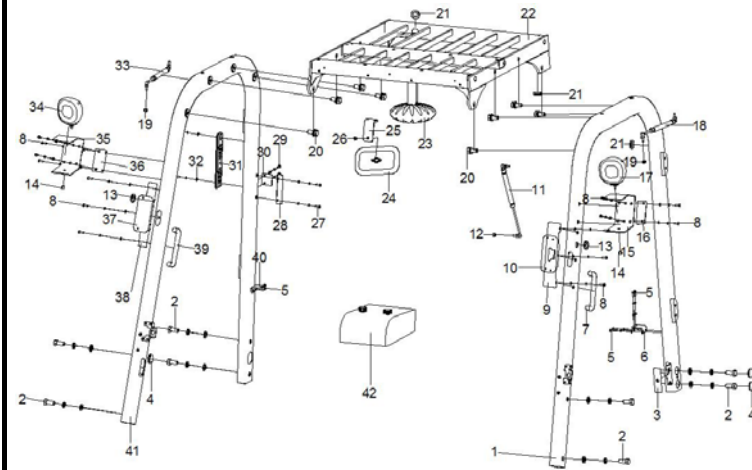


图2 主框架系统
Fig. 2 Frame system

1.0t-3.5t



序号 Item	物料码 Part No.	名称 Description	数量 Qty	备注或适用车型 Remarks or Serial No.
22	JR960A-103000-OCE	护顶架顶部总成 Overhead guard assy	1	1.0t-3.5t CE
23	JFS1201-G00	风扇总成 12V Fan assy 12V	1	JR930-000400-G00 JR930-000400-GCE
24	30060-G00	后视镜 Mirror	1	1.0t-3.5t
25	JR960-000034-000	后视镜安装架 Mirror bracket	1	1.0t-3.5t
25	GB/T818-2000-M8x20	十字槽盘头螺钉 M8x20 screw M8x20	2	观后视镜安装架紧固件
25	GB/T93-87-M8	弹簧垫圈 M8 Spring pads M8		
25	GB/T95-2002-8	平垫圈 C级 8 Flat washers C 8		
26	GB/T41-2000-M8	六角螺母 M8 Hexagon nuts M8	1	观后视镜紧固件
27	GB/T818-2000-M6x20	十字槽盘头螺钉 M6x20 screw M6x20	2	后横挡板紧固件
27	GB/T93-87-M6	弹簧垫圈 M6 Spring pads M6		
27	GB/T95-2002-6	平垫圈 C级 6 Flat washers C 6		
28	JR960-100001-000	后横挡板 Rear baffle plate	1	1.0t-3.5t
29	GB/T818-2000-M6x20	十字槽盘头螺钉 M6x20 screw M6x20	2	压板紧固件
29	GB/T93-87-M6	弹簧垫圈 M6 Spring pads M6	2	

图2 主框架系统
Fig. 2 Frame system

1.0t-3.5t

序号 Item	物料码 Part No.	名称 Description	数量 Qty	备注或适用车型 Remarks or Serial No.
29	GB/T95-2002-6	平垫圈 C级 6 Flat washers C 6	2	压板紧固件
30	JR960-000004-000	压板 Platen	1	1.0t-3.5t
31	N163-800001-000	盖板 Cover plate	1	1.0t-3.5t
32	GB/T818-2000-M5x8	十字槽盘头螺钉 M5x8 screw M5x8	2	盖板紧固件
32	GB/T93-87-M5	弹簧垫圈 M5 Spring pads M5		
32	GB/T95-2002-5	平垫圈 C级 5 Flat washers C 5		
33	JR930-010000-G00	门气弹簧 (右) Left door spring (right)	1	1.0t-3.5t
34	NC9717-760100-000	前大灯 Headlamp bracket	1	1.0t-3.5t
35	R960-761000-000	前大灯安装架(右) Headlamp mounting(right)	1	1.0t-3.5t
36	JR930-100100-000	大灯支架(右) Headlamp bracket(right)	1	1.0t-3.5t
37	NC9717-750100-000	前小灯 Front light assy	1	1.0t-3.5t
38	JR960-000042-000	压紧板 (右) Cover plate (right)	1	1.0t-3.5t
			1	
39	JCLS186-000-G00	上车拉手 (右) Handel (right)	1	JR960A-000009-G01 JR960A-000009-GCE
40	JR960-100002-000	后横梁支座 (右) Rear plate (right)	1	1.0t-3.5t

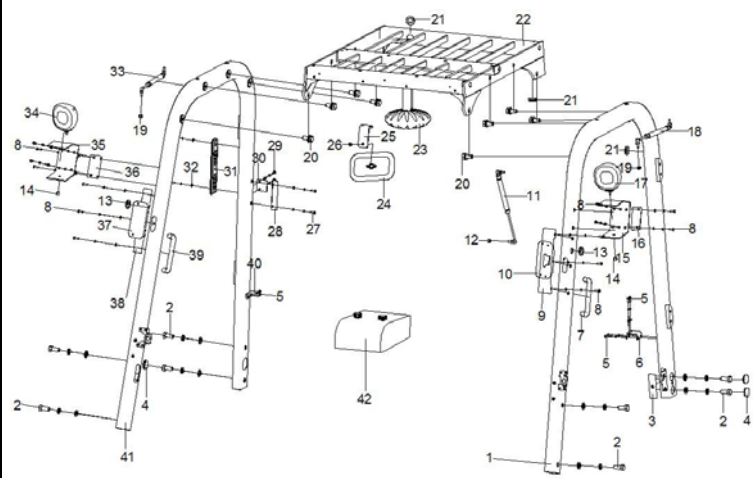


图3 顶窗系统
Fig.3 Top windows system

1.0t-3.5t

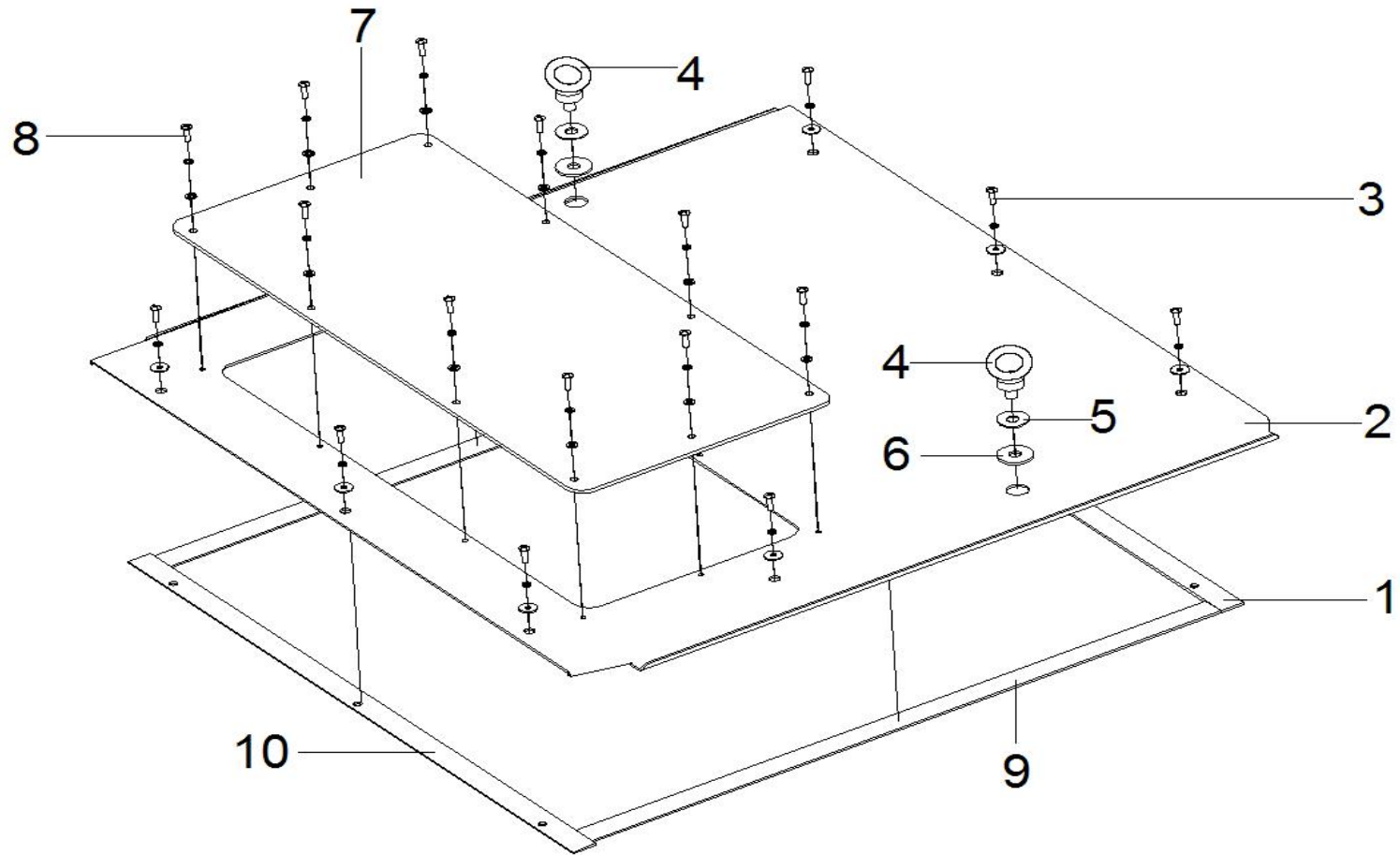
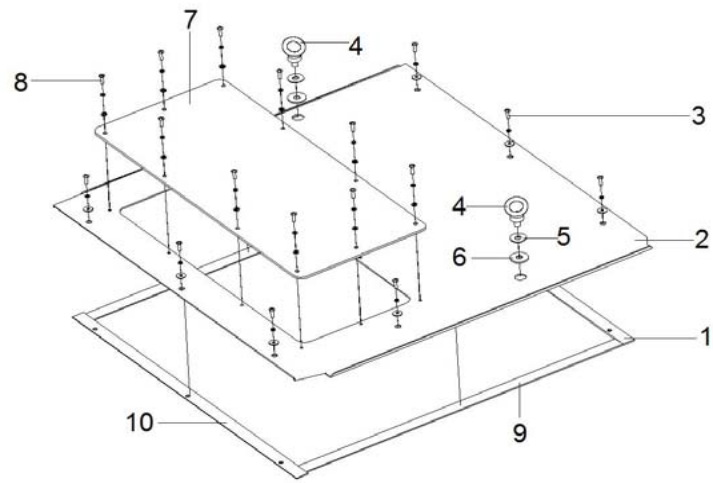


图3 顶窗系统
Fig.3 Top windows system

1.0t-3.5t



序号 Item	物料码 Part No.	名称 Description	数量 Qty	备注或适用车型 Remarks or Serial No.
1	JR960A-000007-G00	封条 2 Seal 2	1	发泡橡胶
2	JR960A-100001-000	顶板 Top plate	1	1.0t-3.5t
3	GB/T818-2000-M6x16	十字槽盘头螺钉 M6x16 screw M6x16	3	前端 3 个紧固件
3	GB/T818-2000-M6x20	十字槽盘头螺钉 M6x20 screw M6x20	6	后端 6 个紧固件
3	GB/T93-87-M6	弹簧垫圈 M6 Spring pads M6	9	标准紧固件
3	GB/T95-2002-6	垫圈 6 (外径 25) Washer 6(exradius25)	9	标准紧固件
4	GB/T825-88-M12	吊环螺钉 M12 Eyebolts M12	2	1.0t-3.5t
5	GB/T95-2002-12	垫圈 12 (外径 35) Washer 12 (exradius35)	2	1.0t-3.5t
6	JR960-X00001-G01	吊环橡胶垫圈 Eyebolts rubber washer	2	1.0t-3.5t
7	JR960A-000004-G01	顶窗玻璃 Top windows glass	1	1.0t-3.5t
8	GB/T818-2000-M6x16	十字槽盘头螺钉 M6x16 screw M6x16	10	顶窗玻璃固定紧固件
8	GB/T93-87-M6	弹簧垫圈 M6 Spring pads M6		
8	GB/T95-2002-6	平垫圈 C 级 6 Flat washers C 6		
9	JR960A-000030-G00	封条 3 Seal 3	1	JR960A-000006-G00
10	JR960A-000031G00	封条 1 Seal 1	1	JR960A-000005-G00

图 4 前窗系统

Fig. 4 Front windows system

1.0t-3.5t

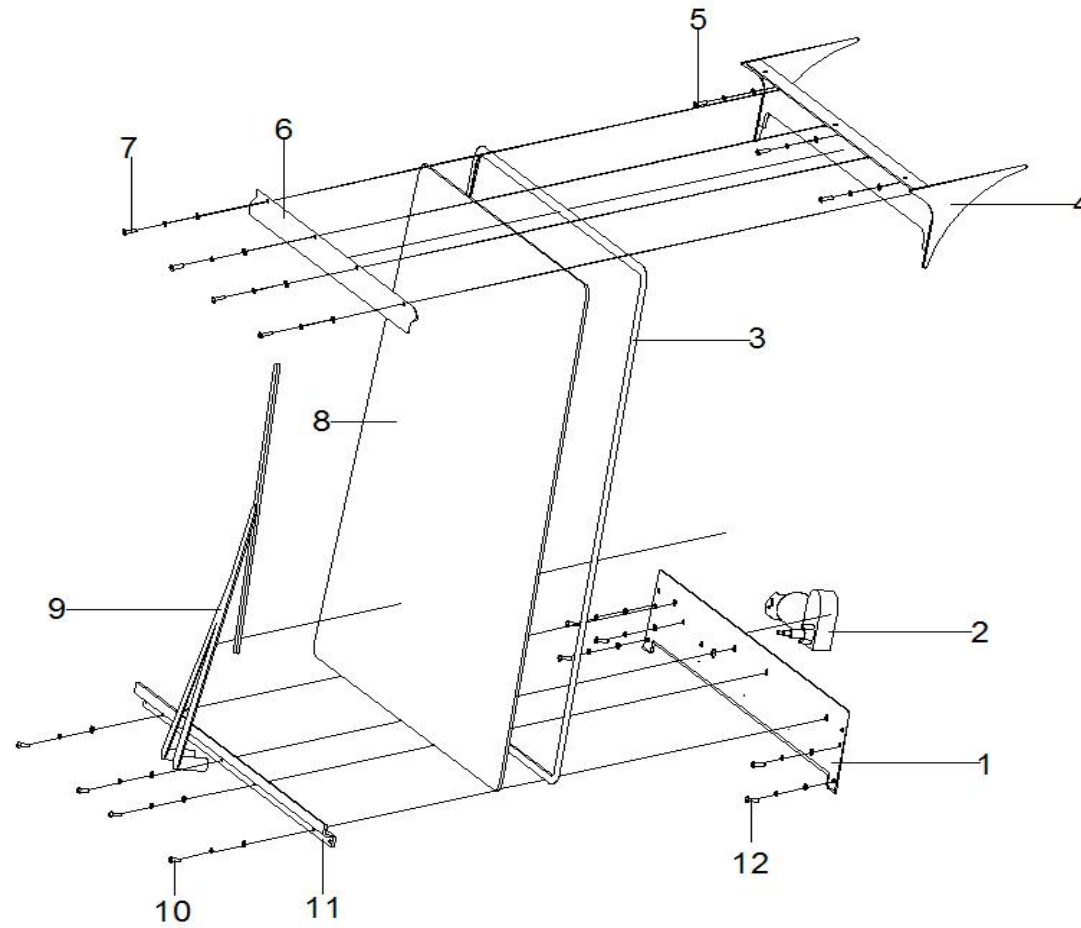
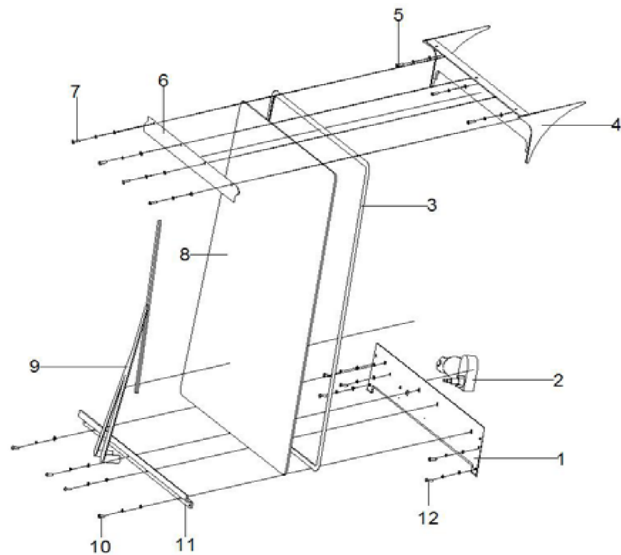


图 4 前窗系统
Fig. 4 Front windows system

1.0t-3.5t



序号 Item	物料码 Part No.	名称 Description	数量 Qty	备注或适用车型 Remarks or Serial No.
1	JR930-601001-500	连接板 Plug board	1	1.0t-3.5t
2	JR960A-001100-G00	雨刮器电机 Wiper motor	1	BH3.5-YUQ12 12V
3	JR960A-000011-G00	前挡风玻璃卡条 Front windshield article Card	1	JR960A-000021-G00
4	JR930-104000-000	前主梁 Front board	1	1.0t-3.5t
5	GB/T818-2000-M6x20	十字槽盘头螺钉 M6x20 screw M6x20	3	前主梁固定紧固件
5	GB/T93-87-M6	弹簧垫圈 M6 Spring pads M6		
5	GB/T95-2002-6	平垫圈 C级 6 Flat washers C 6		
6	JR960-000002-000	压紧板 Press plate	1	1.0t-3.5t
7	GB/T818-2000-M6x12	十字槽盘头螺钉 M6x12 screw M6x12	4	压紧板固定紧固件
7	GB/T93-87-M6	弹簧垫圈 M6 Spring pads M6		
7	GB/T95-2002-6	平垫圈 C级 6 Flat washers C 6		
8	JR960A-000001-G00	前挡风玻璃 Front windshield	1	1.0t-3.5t
9	JR960A-001200-G00	雨刮器刷 Wiper brush	1	1.0t-3.5t JR960A-006000-G00
10	GB/T818-2000-M6x12	十字槽盘头螺钉 M6x12 screw M6x12	4	压板固定紧固件
10	GB/T93-87-M6	弹簧垫圈 M6 Spring pads M6		

图 5 左侧门系统
Fig. 5 Left door system

1.0t-3.5t

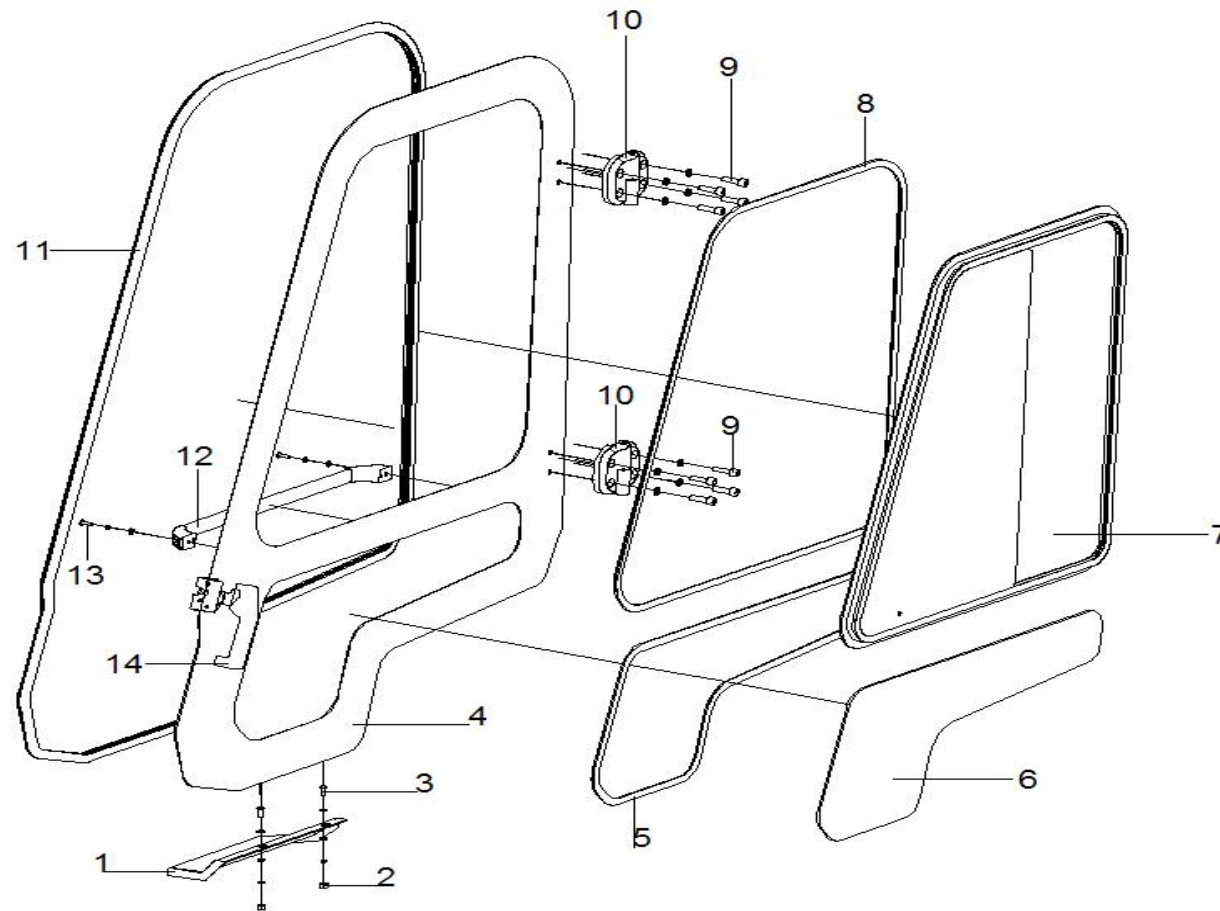
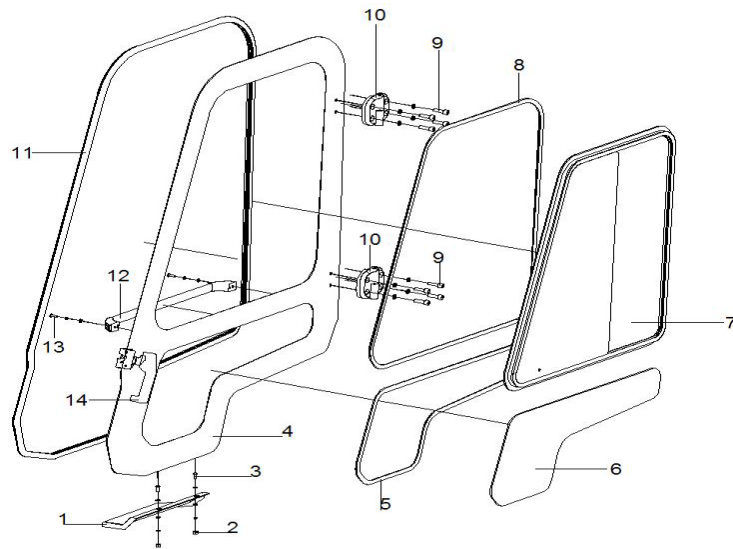


图5 左侧门系统
Fig. 5 Left door system

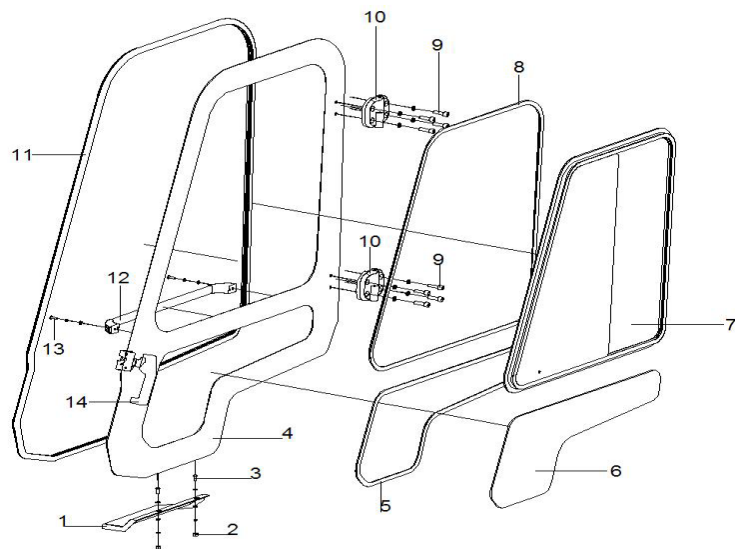
1.0t-3.5t



序号 Item	物料码 Part No.	名称 Description	数量 Qty	备注或适用车型 Remarks or Serial No.
1	JR840-006000-000	左踏板 Left pedal	1	1.0-1.8t
1	JR960-006000-000	左踏板 Left pedal		2.0-3.5t
2	GB/T41-2000-M6	六角螺母 M6 Hexagon nuts M6	2	踏板螺栓组件
2	GB/T93-87-M6	弹簧垫圈 M6 Spring pads M6		
2	GB/T95-2002-6	平垫圈 C级 6 Flat washers C 6		
3	GB/T818-2000-M6×20	十字槽盘头螺钉 M6×20 Screw M6×20	2	
3	GB/T95-2002-6	平垫圈 C级 6 Flat washers C 6		
4	JR960A-200000-000	左侧门总成 Left door assy	1	1.0t-3.5t
5	JR960A-000016-G00	门小玻璃卡条(左) Small glass rubber (left)	1	JR960A-000023-G00 1.0t-3.5t
6	JR960A-000006-G00	门小玻璃(左) Small glass (left)	1	JR960-000016-G03 1.0t-3.5t
7	JR960A-220000-G00	铝窗总成(左) AL windows assy (left)	1	JR960-002000-G01
8	JR960A-200001-G00	铝窗胶条(左) AL windows rubber (left)	1	JR960A-010032-G00 1.0t-3.5t
9	GB/T70.1-2000-M10×35	内六角圆柱头螺钉 screw M10×35	8	车门铰链固定螺栓组件
9	GB/T93-87-M10	弹簧垫圈 M10 Spring pads M10	8	
10	JJP300-100100-G00	左侧铰链总成 Left hinge assy	2	

图5 左侧门系统
Fig. 5 Left door system

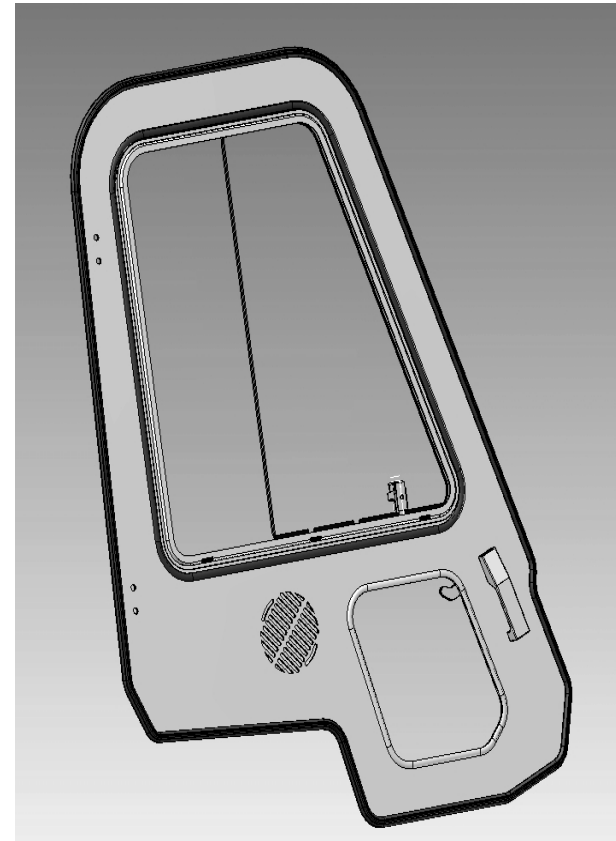
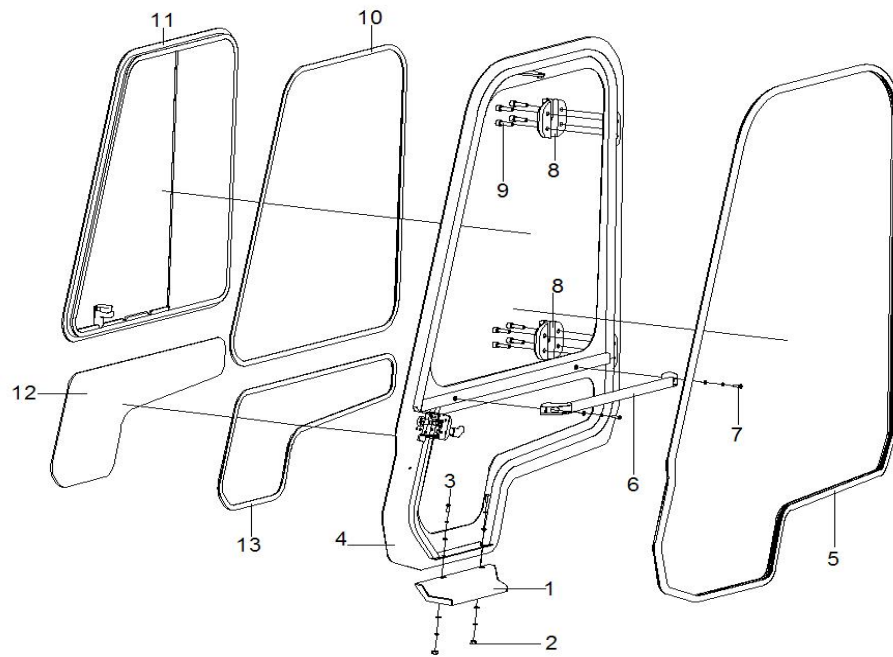
1.0t-3.5t



序号 Item	物料码 Part No.	名称 Description	数量 Qty	备注或适用车型 Remarks or Serial No.
11	JR960A-000020-G00	左侧门密封条 Left door seal	1	JR960A-000024-G00 1.0t-3.5t
12	JMLS610-000-G00	门上拉手(左) Door handle (left)	1	JR930-000009-G00 1.0t-3.5t
13	GB/T818-2000-M6×18	十字槽盘头螺钉 M6×18 screw M6×18	2	门上拉手固定紧固件
13	GB/T93-87-M6	弹簧垫圈 M6 Spring pads M6		
13	GB/T95-2002-6	平垫圈 C级 6 Flat washers C 6		
14	JMS-002-G00	车锁总成 Door locking assy	1套	JR930-000900-G00

图6 右侧门系统
Fig.6 Right door system

1.0t-3.5t



CE

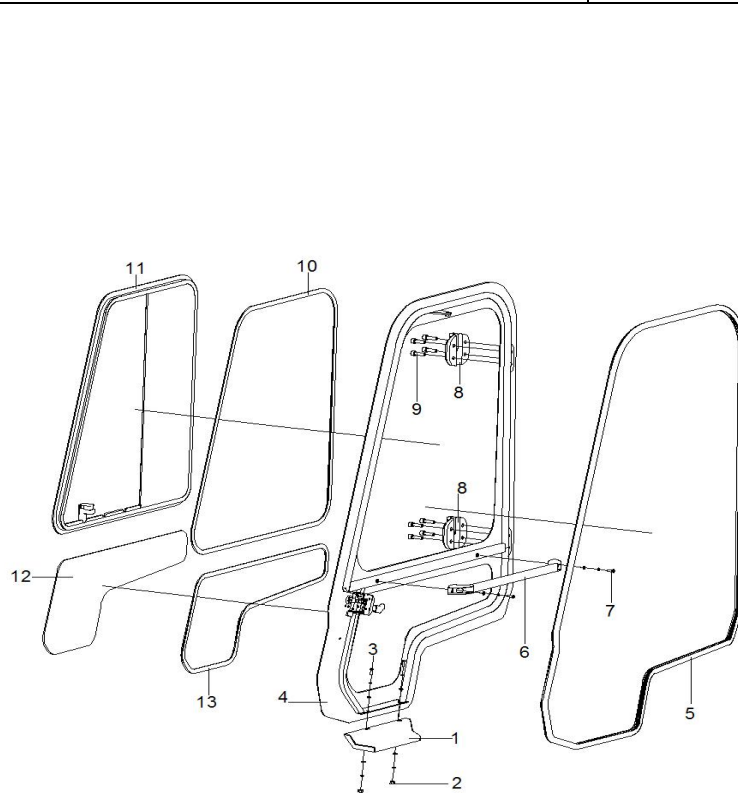
图6 右侧门系统
Fig.6 Right door system

1.0t-3.5t

序号 Item	物料码 Part No.	名称 Description	数量 Qty	备注或适用车型 Remarks or Serial No.
1	JR840-005000-000	右踏板 Light pedal	1	1.0-1.8t
1	JR960-005000-000	右踏板 Light pedal		2.0-3.5t
2	GB/T41-2000-M6	六角螺母 M6 Hexagon nuts M6	2	踏板螺栓组件
2	GB/T93-87-M6	弹簧垫圈 M6 Spring pads M6		
2	GB/T95-2002-6	平垫圈 C级 6 Flat washers C 6		
3	GB/T818-2000-M6×12	十字槽盘头螺钉 M6×12 screw M6×12	2	
3	GB/T95-2002-6	平垫圈 C级 6 Flat washers C 6		
4	JR960A-300000-000	右侧门总成 Right door assy	1	
4	JR960B-300000-000	右侧门总成 Right door assy	1	1.0t-3.5t CE JR960A-300000-0CE
5	JR960A-200002-G00	左侧门密封条 Left door seal	1	JR960A-000024-G00 1.0t-3.5t
6	JMLS610-000-G00	门上拉手 (右) Door handle (right)	1	JR930-000009-G00 1.0t-3.5t, 非 CE/Not CE
6	JMLS280-000-G00	门上拉手 (右) Door handle (right)	1	JR930-000009-GCE 1.0t-3.5t CE
7	GB/T818-2000-M6×18	十字槽盘头螺钉 M6×18 screw M6×18	2	门上拉手固定紧固件
7	GB/T93-87-M6	弹簧垫圈 M6 Spring pads M6		
8	JJP300-100200-G00	右侧铰链总成 Right hinge assy	2	1.0t-3.5t

图6 右侧门系统
Fig.6 Right door system

1.0t-3.5t



序号 Item	物料码 Part No.	名称 Description	数量 Qty	备注或适用车型 Remarks or Serial No.
9	GB/T70.1-2000-M10x35	内六角圆柱头螺钉 screw M10x35	8	车门铰链固定螺栓组件
9	GB/T93-87-M10	弹簧垫圈 M10 Spring pads M10	8	
10	JR960A-200001-G00	铝窗胶条 (右) AL windows rubber (right)	1	JR960A-010032-G00 1.0t-3.5t
11	JR960A-320000-G00	铝窗总成(右) AL windows assy (right)	1	JR960-003000-G01
12	JR960A-000007-G00	门小玻璃 (右) Small glass (right)	1	JR960-000016-G03 1.0t-3.5t, 非 CE/Not CE
12	JR960B-000007-G00	门小玻璃 (右) Small glass (right)	1	JR960-000016-GCE 1.0t-3.5t CE
13	JR960A-000016-G00	门小玻璃卡条 (右) Small glass rubber (right)	1	JR960A-000023-G00 1.0t-3.5t, 非 CE/Not CE
13	JR960B-000017-G00	门小玻璃卡条 (右) Small glass rubber (right)	1	JR960A-000023-GCE 1.0t-3.5t CE

图7 后窗系统
Fig. 7 Rear windows system

1.0t-3.5t

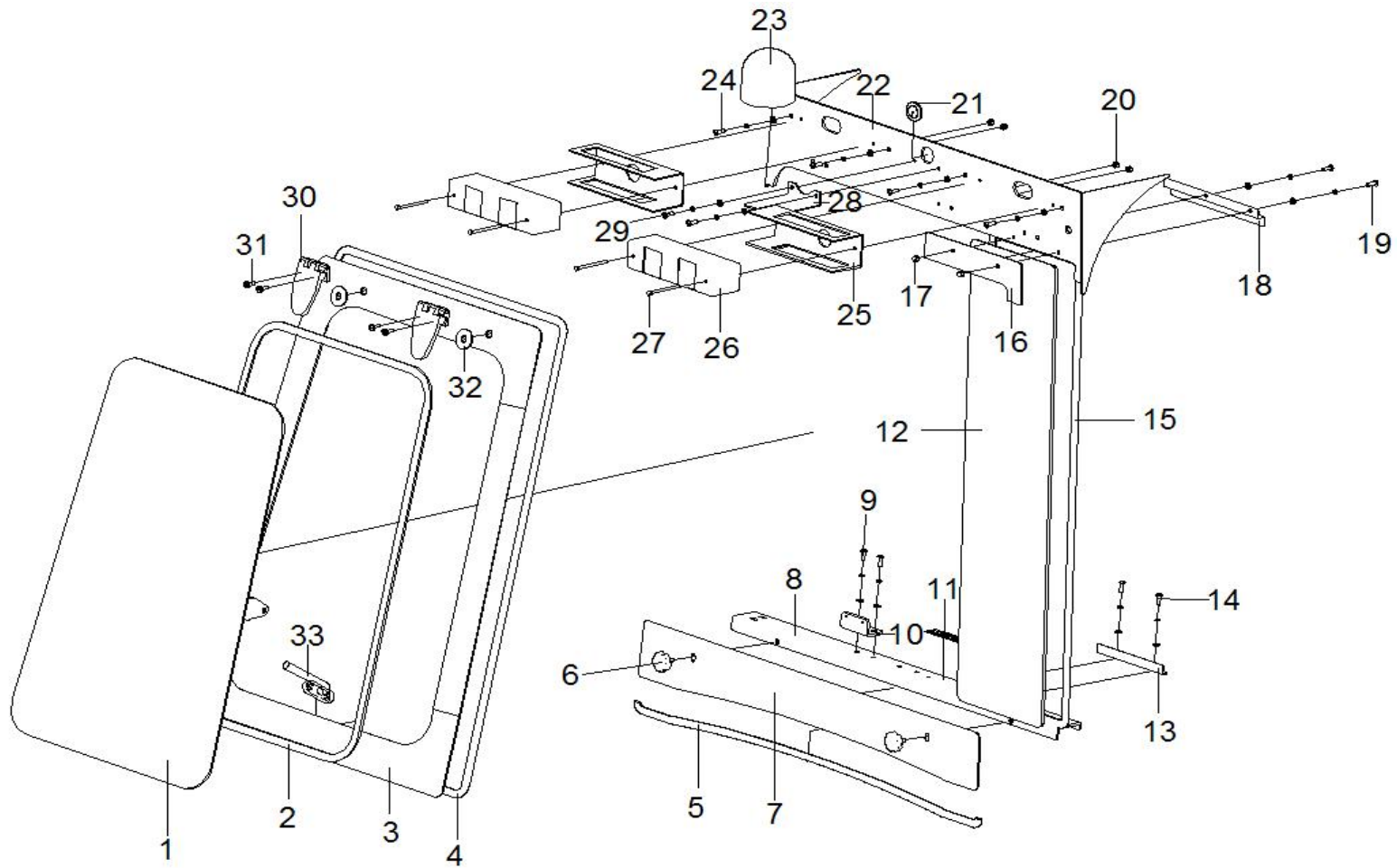
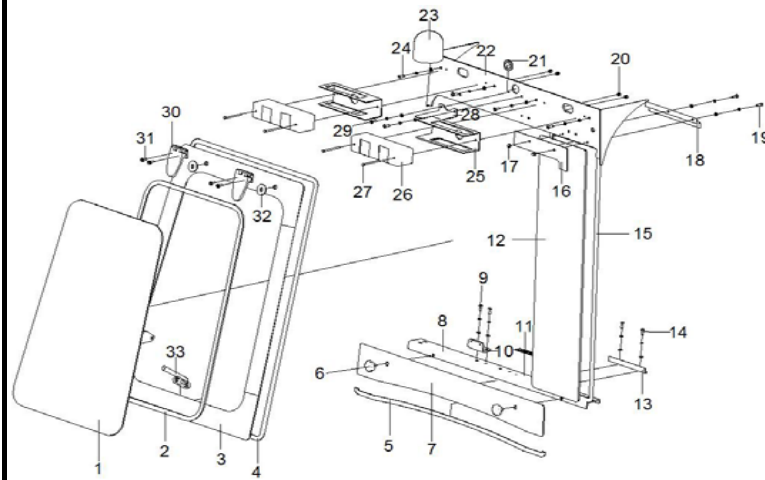


图7 后窗系统
Fig. 7 Rear windows system

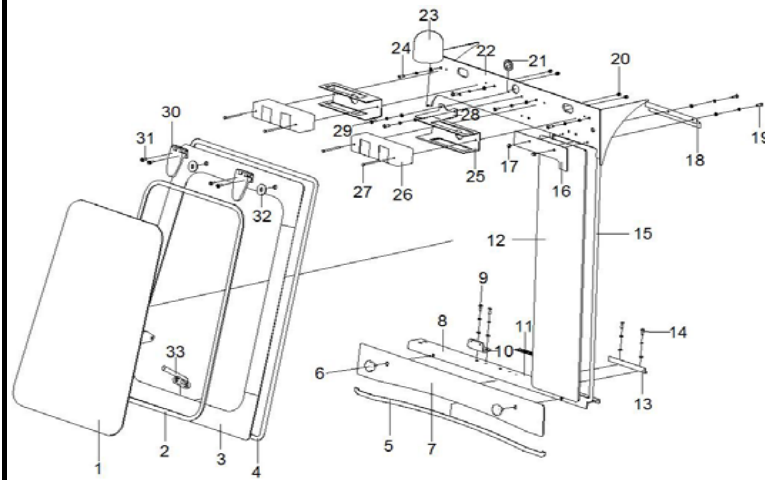
1.0t-3.5t



序号 Item	物料码 Part No.	名称 Description	数量 Qty	备注或适用车型 Remarks or Serial No.
1	JR960A-000002-G00	后玻璃 Rear glass	1	1.0t-3.5t
2	JR960A-400002-G00	后玻璃胶条 Rear glass article Card	1	1.0t-3.5t
3	JR960A-400000-000	后翻转窗 Rotary windows assy	1	JR960A-400000-000 JR960A-400000-OCE
4	JR960A-400003-G00	后窗密封条 Rear windows frame seal	1	1.0t-3.5t
5	JR960A-400002-G00	水箱位板卡条 Tank plate	1	1.0t-3.5t
6	N163-430004-000	手轮 Hand wheel	2	1.0t-3.5t
7	JR930-400002-000	水箱位板 Tank plate article Card	1	1.0t-3.5t
8	JR930-401000-000	水箱位横板 Tank plate	1	1.0t-3.5t
9	GB/T818-2000-M6×12	十字槽盘头螺钉 M6×12 screw M6×12	2	后窗开关座紧固件
9	GB/T93-87-M6	弹簧垫圈 M6 Spring pads M6		
9	GB/T95-2002-6	平垫圈 C级 6 Flat washers C 6		
10	JR960-000035-000	后窗开关座 Rear windows switch	1	1.0t-3.5t
11	JR960-790515-G00	英文标牌 English signs	1	根据需求 According to demand
11	JR960-800127-G00	中文标牌 Chinese signs	1	根据需求 According to demand

图7 后窗系统
Fig. 7 Rear windows system

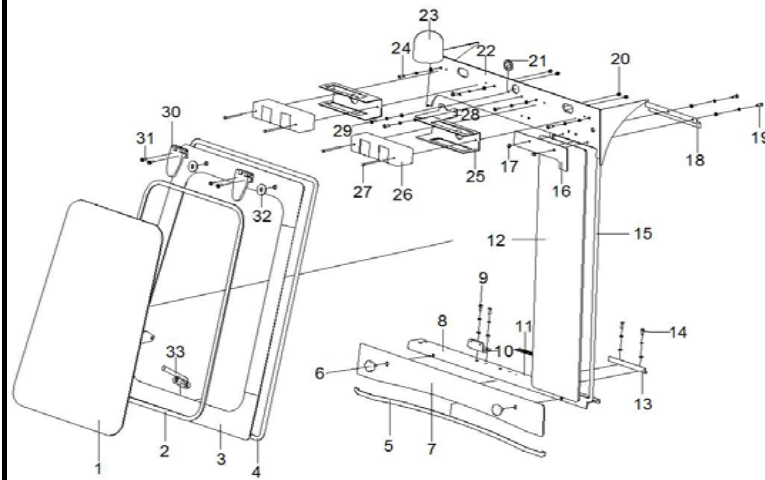
1.0t-3.5t



序号 Item	物料码 Part No.	名称 Description	数量 Qty	备注或适用车型 Remarks or Serial No.
12	JR960A-000004-G00	后窗固定玻璃 Rear windows fixed glass	1	JR960A-000003-G01 1.0t-3.5t
13	JR933-100001-000	后固定挡板 Rear fixed plate	1	1.0t-3.5t
14	GB/T818-2000-M6×12	十字槽盘头螺钉 M6×12 screw M6×12	2	后固定挡板紧固件
14	GB/T93-87-M6	弹簧垫圈 M6 Spring pads M6		
14	GB/T95-2002-6	平垫圈 C级 6 Flat washers C 6		
15	JR960A-000014-G00	后固定玻璃卡条 Rear fixed glass rubber pad	1	JR960A-000041-G00 1.0t-3.5t
16	JR960-000036-000	压板 Platen	1	1.0t-3.5t
17	GB/T802-88-M6	帽螺母 M6 Cap nut M6	2	1.0t-3.5t
18	JR960A-100002-000	上挡板 Baffle	1	1.0t-3.5t
19	GB/T818-2000-M6×12	十字槽盘头螺钉 M6×12 screw M6×12	2	压板挡板紧固件
19	GB/T93-87-M6	弹簧垫圈 M6 Spring pads M6		
19	GB/T95-2002-6	平垫圈 C级 6 Flat washers C 6	2	压板挡板紧固件
20	GB/T802-88-M6	帽螺母 M6 Cap nut M6	4	后窗铰链紧固件
20	GB/T93-87-M6	弹簧垫圈 M6 Spring pads M6		
20	GB/T95-2002-6	平垫圈 C级 6 Flat washers C 6		

图7 后窗系统
Fig. 7 Rear windows system

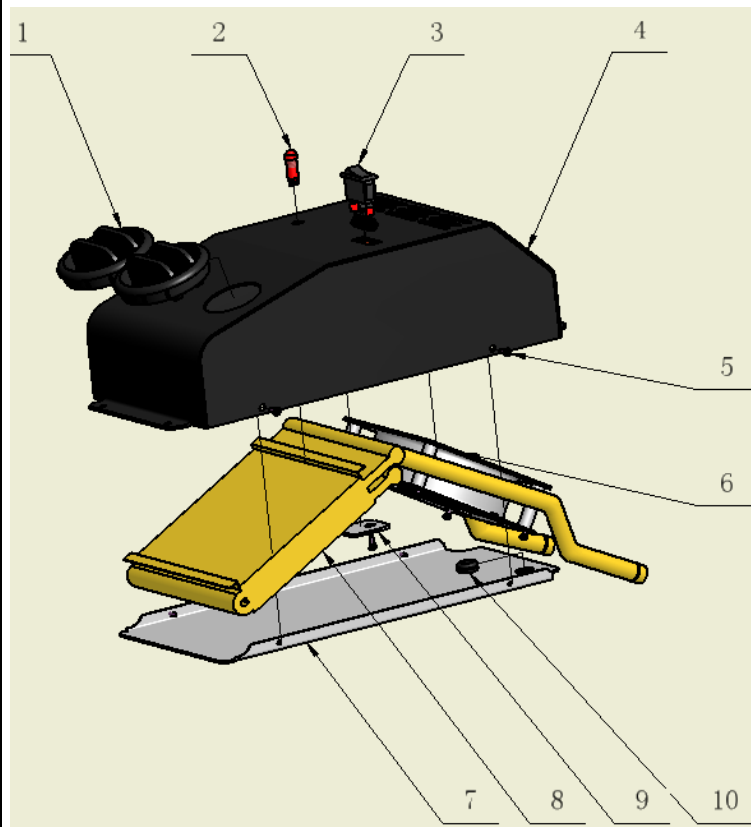
1.0t-3.5t



序号 Item	物料码 Part No.	名称 Description	数量 Qty	备注或适用车型 Remarks or Serial No.
21	N163-700002-000	警灯线护套 light line sheath	1	1.0t-3.5t
22	JR933-105000-000	后支架 Rear light bracket	1	1.0t-3.5t
22	JR933-105000-0CE	后支架 Rear light bracket	1	1.0t-3.5t CE
24	GB/T818-2000-M6×20	十字槽盘头螺钉 M6×20 screw M6×20	4	后支架紧固件
24	GB/T93-87-M6	弹簧垫圈 M6 Spring pads M6		
24	GB/T95-2002-6	平垫圈 C级 6 Flat washers C 6		
25	R960-770001-000	后灯支架 Rear light bracket	2	1.0t-3.5t
26	R960-771000-500	后灯 rear light	2	1.0t-3.5t
27	GB/T5781-2000-M5×70	六角头螺栓 M5×70 bolt M5×70	4	后灯紧固件
28	JR960-000041-000	警灯支架 Warning lamp bracket	1	1.0t-3.5t
29	GB/T818-2000-M6×12	十字槽盘头螺钉 M6×12 screw M6×12	2	警灯支架紧固件
29	GB/T93-87-M6	弹簧垫圈 M6 Spring pads M6	2	
29	GB/T95-2002-6	平垫圈 C级 6 Flat washers C 6	2	
30	JR930-005000-G00	后窗铰链总成 Rear windows hinge assy	2	1.0t-3.5t
31	GB/T819.2-1997-M6×20	十字槽沉头螺钉 M6×20 Screw M6×20	4	后窗铰链紧固件

图9 暖风机总成, 非 CE
Fig.9 Heater assy, not CE

1.0t-7.0t
选配 Optional



序号 Item	物料码 Part No.	名称 Description	数量 Qty	备注或适用车型 Remarks or Serial No.
A1	JR930-HCBH12-G00	暖风机总成 Heater assy	1	12V, 包含/INC:1-10
A2	JR480-HVBH24-G00	暖风机总成 Heater assy	1	24V, 包含/INC:1-10
1	HCBH-NFJ-100003	出风口 Air outlet	2	
2	HCBH-NFJ-100005	指示灯 Indicator lamp	1	12V
2	HCBH-NFJ24-100005	指示灯 Indicator lamp	1	24V
3	HCBH-NFJ-100004	开关 Switch	1	12V
3	HCBH-NFJ24-100004	开关 Switch	1	24V
4	HCBH-NFJ-101000	暖风机外罩 Heater shell	1	
5	GB845-85-M4×10	螺钉 M4×10 Screw M4×10	9	
6	HCBH-NFJ-102000	风扇 Fan	1	12V
6	HCBH-NFJ24-102000	风扇 Fan	1	24V
7	HCBH-NFJ-100001	底板 Base plate	1	
8	HCBH-NFJ-103000	水箱 Water tank	1	12V
8	HCBH-NFJ24-103000	水箱 Water tank	1	24V
9	HCBH-NFJ-100006	压板 Clamp	1	

图 10 暖风机总成, CE
Fig.10 Heater assy, CE

1.0t-7.0t
选配 Optional

序号 Item	物料码 Part No.	名称 Description	数量 Qty	备注或适用车型 Remarks or Serial No.
A1	JR960B-500000-000	暖风机总成 Heater assy	1	12V, 包含/INC:1-14
A2	JR480B-500000-000	暖风机总成 Heater assy	1	24V, 包含/INC:1-14
1	JR480B-501000-000	暖风机外罩 Heater shell	1	
2	JXF250F-520002-G00	出风口 Air outlet	3	
3	JR480B-500003-G00	线束保护套 Protective sleeve, wire harness	3	
4	JR960B-500004-G00	暖风开关 Switch	1	12V
4	JR480B-500004-G00	暖风开关 Switch	1	24V
5	JR480B-500005-G00	开关旋钮 Switch knob	1	12V
5	JR480B-500005-G00	开关旋钮 Switch knob	1	24V
6	JR480B-504000-000	水箱 Water tank	1	
7	JR480B-502000-000	暖风机底板 Base plate	1	
8	JR960B-500001-G00	Resistance, adjust speed 暖风调速电阻	1	
9	JR480B-570001-G00	调速线束 Adjust speed wire harness	1	



杭叉集团股份有限公司
HANGCHA GROUP CO., LTD.

全国客服热线：400-884-7888

- 地址：中国浙江临安经济开发区东环路 88 号
- 电话：0571-88926666（总机号）85191117
- 传真：0571-85131772 ■ 邮编：311305
- 网站：<http://www.zjhc.cn> ■ 电子邮件：sales@zjhc.cn

- Address For: OVERSEAS USERS
- Address: 88 Donghuan Road, Lin'an Economic Development Zone,
Zhejiang, China ■ ZIP:311305
- Fax: 0086-571-88926789 0086-571-88132890
- Web: <http://www.hcforklift.com> ■ E-mail: sales@hcforklift.com